Neutral Line:

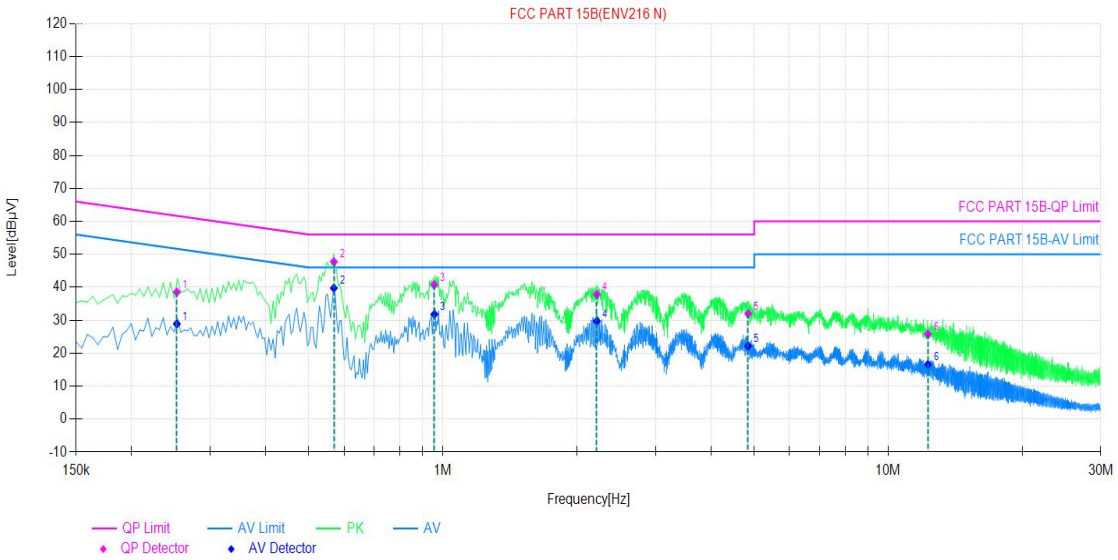

NO.	Freq. [MHz]	Correct Factor [dB]	QP Reading Level	QP Result Level	QP Limit [dBμV]	QP Margin [dB]	AV Reading Level	AV Result Level	AV Limit [dBμV]	AV Margin [dB]
1	0.2526	9.87	28.67	38.54	61.67	23.13	19.03	28.90	51.67	22.77
2	0.5690	9.76	37.99	47.75	56.00	8.25	30	39.76	46.00	6.24
3	0.9566	9.71	31.07	40.78	56.00	15.22	22.11	31.82	46.00	14.18
4	2.2154	9.80	28.01	37.81	56.00	18.19	19.92	29.72	46.00	16.28
5	4.8468	9.97	21.99	31.96	56.00	24.04	12.21	22.18	46.00	23.82
6	12.2794	9.86	15.92	25.78	60.00	34.22	6.73	16.59	50.00	33.41

Remark:

1. The BLE 1M is the worse case.
2. The following Quasi-Peak and Average measurements were performed on the EUT:
3. The Measurement (Result Level) is calculated by Reading Level adding the Correct Factor(maybe including LISN Factor and the Cable Factor etc.), The basic equation is as follows:

Result Level= Reading Level + Correct Factor(including LISN Factor, Cable Factor etc.)

4 Appendix

Appendix A: Duty Cycle

Test Result

Test Mode	Antenna	Freq(MHz)	ON Time [ms]	Period [ms]	DC [%]
BLE_1M	Ant1	2402	0.00	0.00	100
		2440	0.00	0.00	100
		2480	0.00	0.00	100
BLE_2M	Ant1	2402	1.00	1.00	100
		2440	3.00	3.00	100
		2480	1.00	1.00	100

Test Graphs

BLE_1M_Ant1_2402

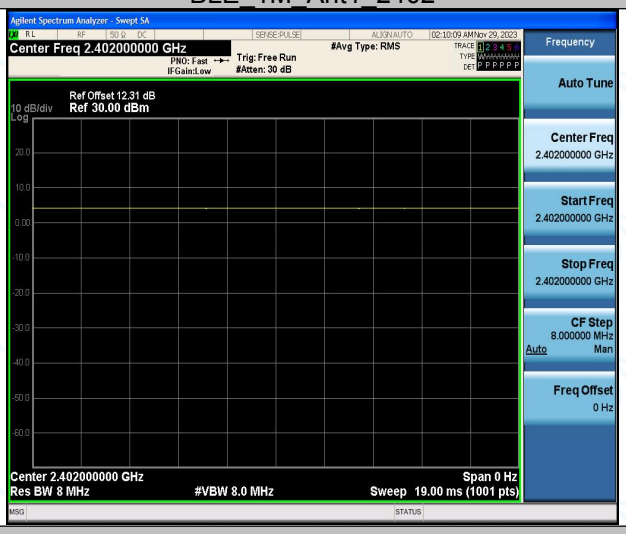

BLE_1M_Ant1_2440

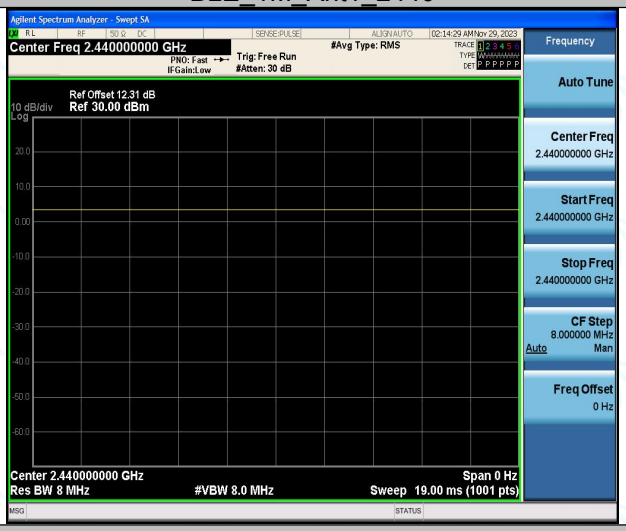

BLE_1M_Ant1_2480

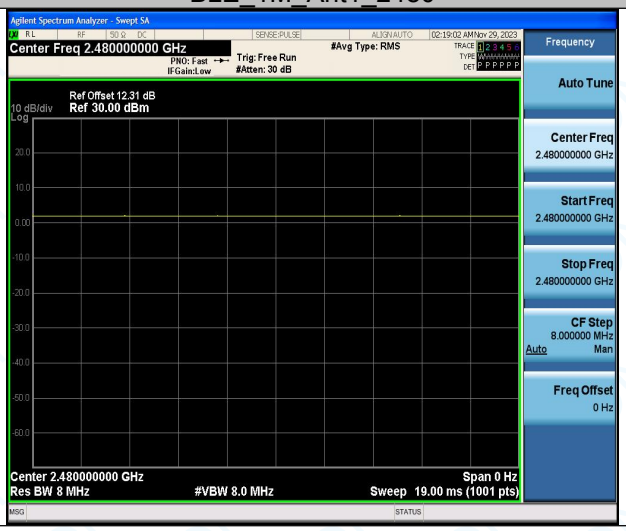

BLE_2M_Ant1_2402

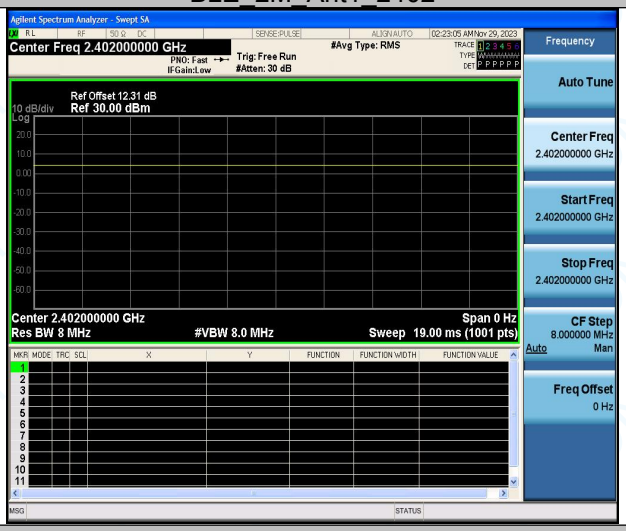

BLE_2M_Ant1_2440

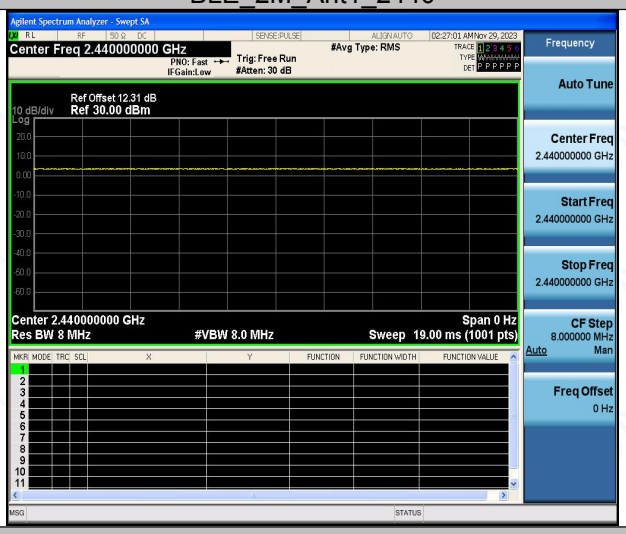

BLE_2M_Ant1_2480

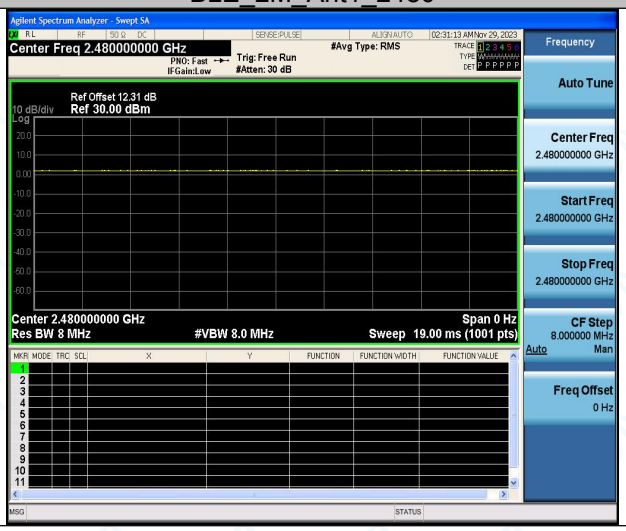

Appendix B: DTS Bandwidth

Test Result

Test Mode	Antenna	Freq(MHz)	DTS BW [MHz]	FL[MHz]	FH[MHz]	Limit[MHz]	Verdict
BLE_1M	Ant1	2402	0.768	2401.704	2402.472	0.5	PASS
		2440	0.740	2439.724	2440.464	0.5	PASS
		2480	0.744	2479.724	2480.468	0.5	PASS
BLE_2M	Ant1	2402	1.372	2401.400	2402.772	0.5	PASS
		2440	1.376	2439.404	2440.780	0.5	PASS
		2480	1.424	2479.392	2480.816	0.5	PASS

Test Graphs

BLE_1M_Ant1_2402

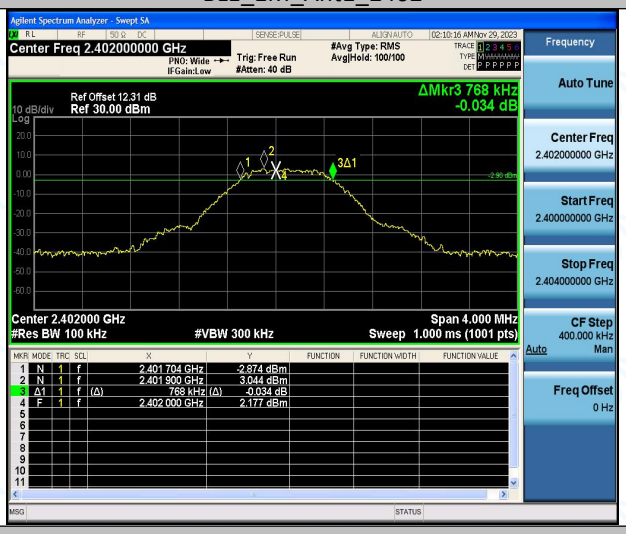

BLE_1M_Ant1_2440

BLE_1M_Ant1_2480

BLE_2M_Ant1_2402

BLE_2M_Ant1_2440

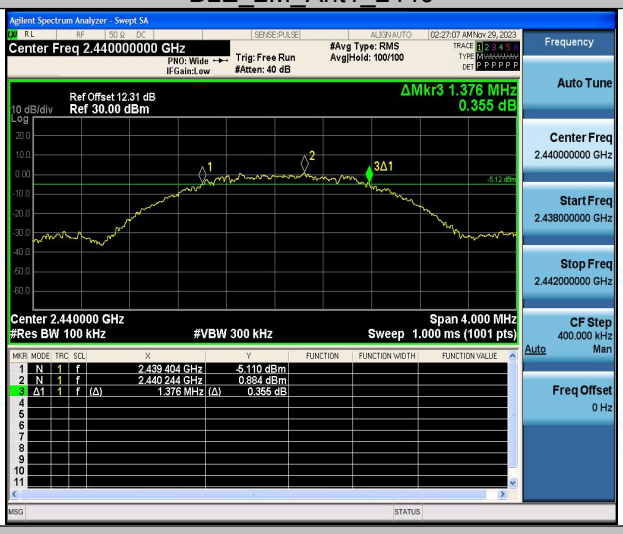

BLE_2M_Ant1_2480

Appendix C: Maximum conducted output power

Test Result

Test Mode	Antenna	Freq(MHz)	Power [dBm]	Limit [dBm]	Verdict
BLE_1M	Ant1	2402	4.33	≤30	PASS
		2440	3.51	≤30	PASS
		2480	2.13	≤30	PASS
BLE_2M	Ant1	2402	4.30	≤30	PASS
		2440	3.52	≤30	PASS
		2480	2.16	≤30	PASS

Test Graphs

BLE_1M_Ant1_2402

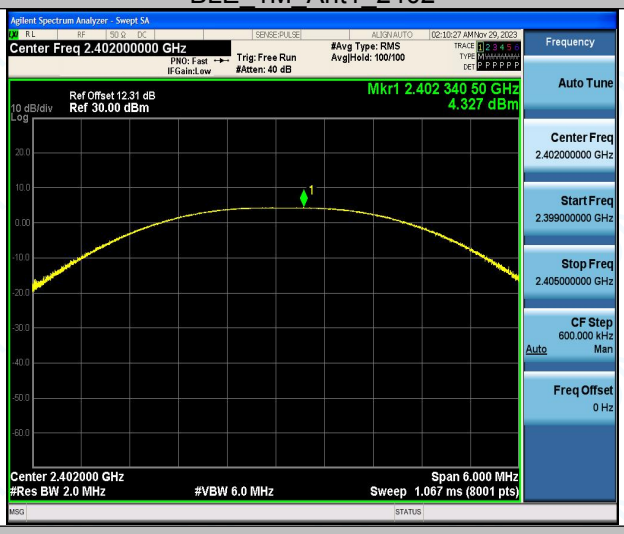

BLE_1M_Ant1_2440

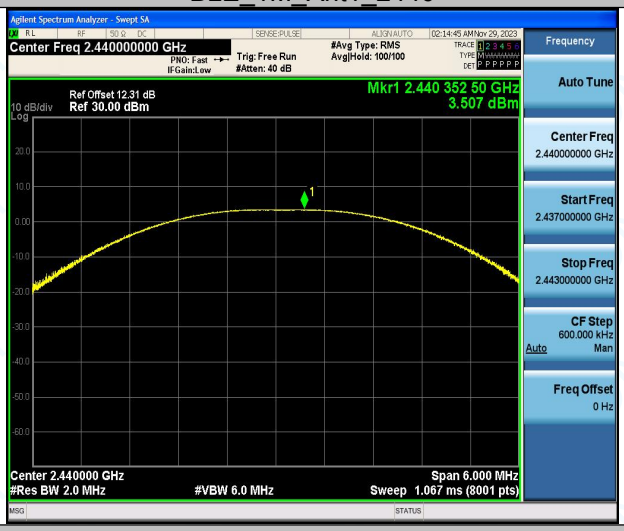

BLE_1M_Ant1_2480

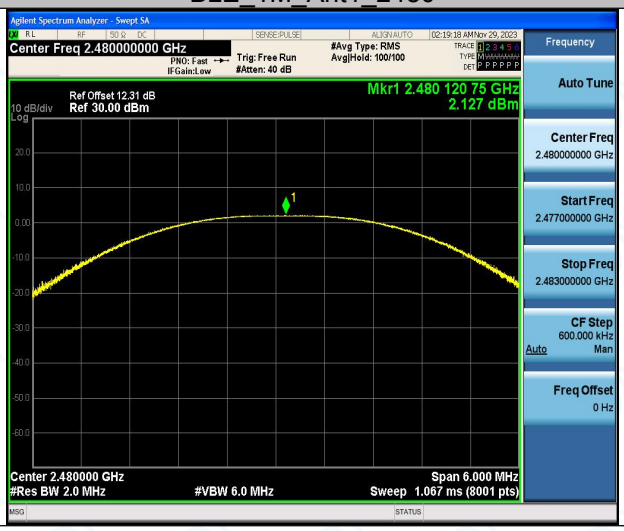

BLE_2M_Ant1_2402

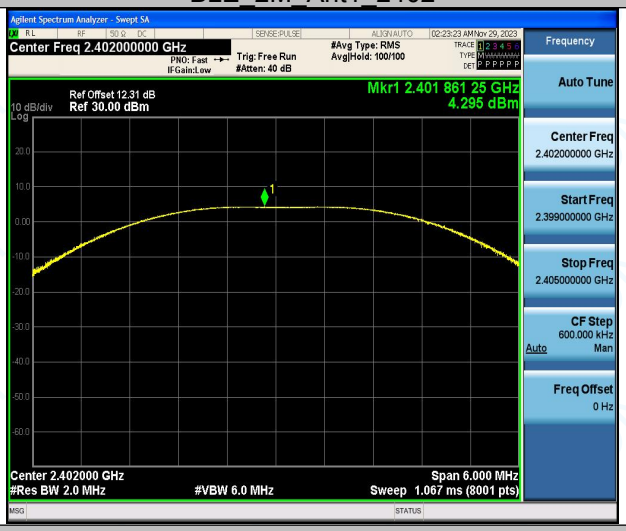

BLE_2M_Ant1_2440

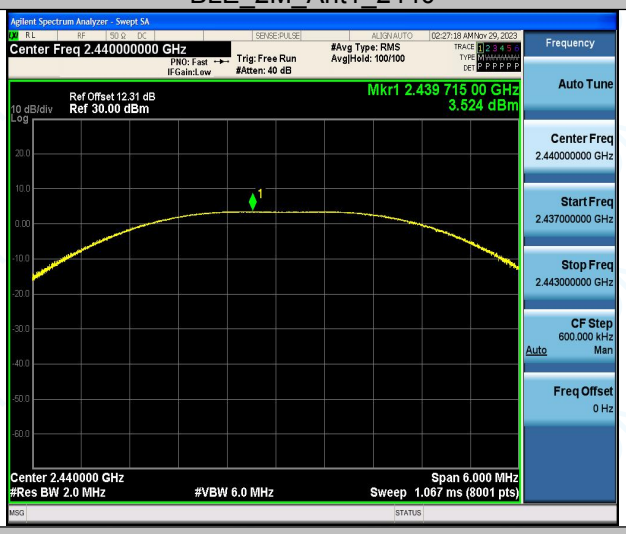

BLE_2M_Ant1_2480

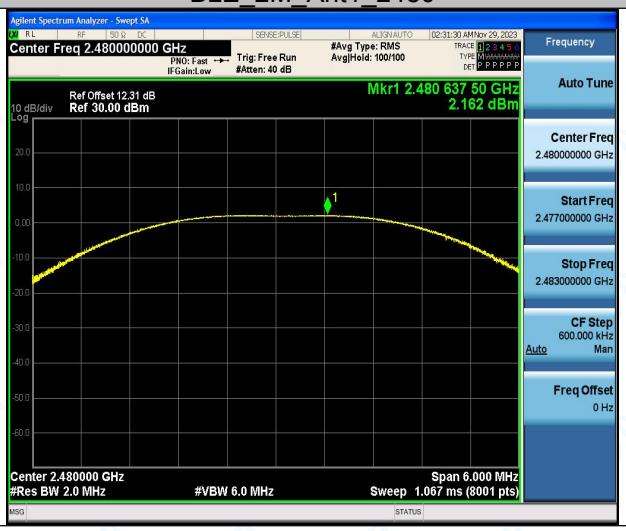

Appendix D: Maximum power spectral density

Test Result

Test Mode	Antenna	Freq(MHz)	Result[dBm/3-100kHz]	Limit[dBm/3kHz]	Verdict
BLE_1M	Ant1	2402	-10.6	≤8.00	PASS
		2440	-11.5	≤8.00	PASS
		2480	-12.76	≤8.00	PASS
BLE_2M	Ant1	2402	-15.06	≤8.00	PASS
		2440	-15.99	≤8.00	PASS
		2480	-16.86	≤8.00	PASS

Test Graphs

BLE_1M_Ant1_2402

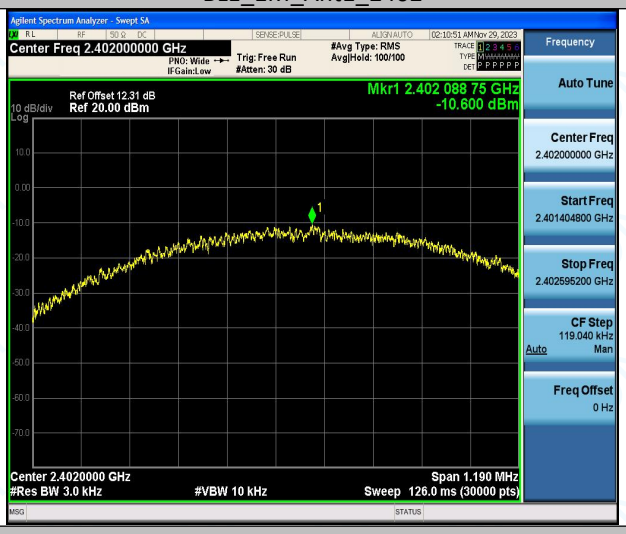

BLE_1M_Ant1_2440

BLE_1M_Ant1_2480

BLE_2M_Ant1_2402

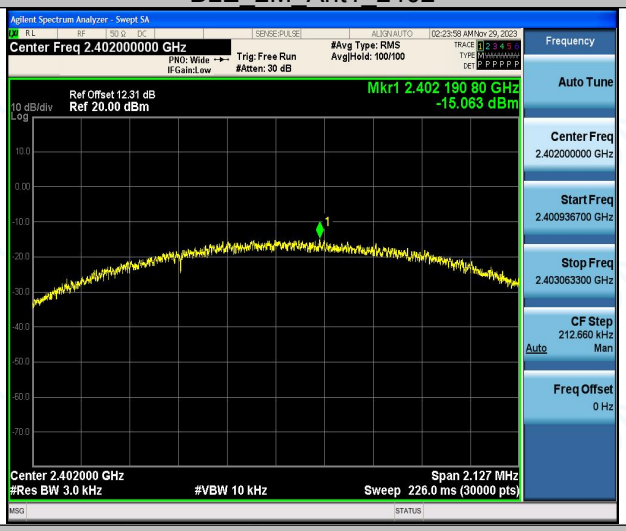

BLE_2M_Ant1_2440

BLE_2M_Ant1_2480

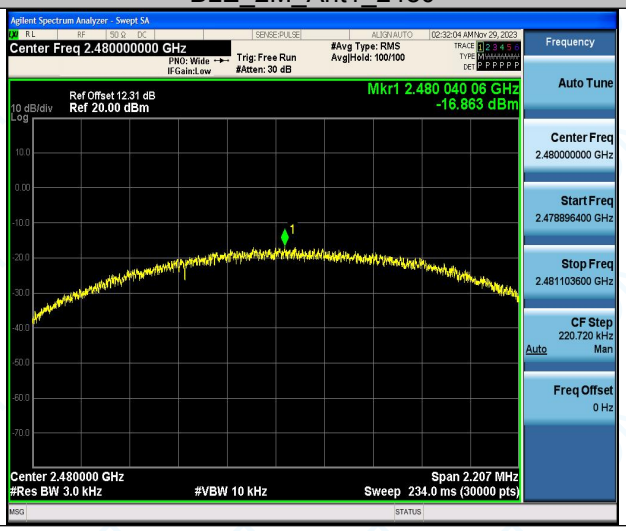

Appendix E: Band edge measurements

Test Result

Test Mode	Antenna	ChName	Freq (MHz)	RefLevel[dBm]	Result[dBm]	Limit[dBm]	Verdict
BLE_1M	Ant1	Low	2402	3.29	-43.47	≤-16.71	PASS
		High	2480	0.96	-46.26	≤-19.04	PASS
BLE_2M	Ant1	Low	2402	1.72	-34.2	≤-18.28	PASS
		High	2480	-0.46	-46.06	≤-20.46	PASS