Test Graphs

BLE_1M_Ant1_Low_2402

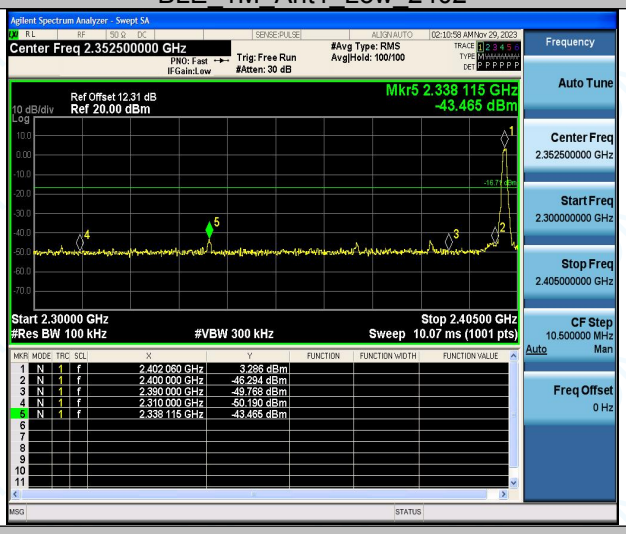

BLE_1M_Ant1_High_2480

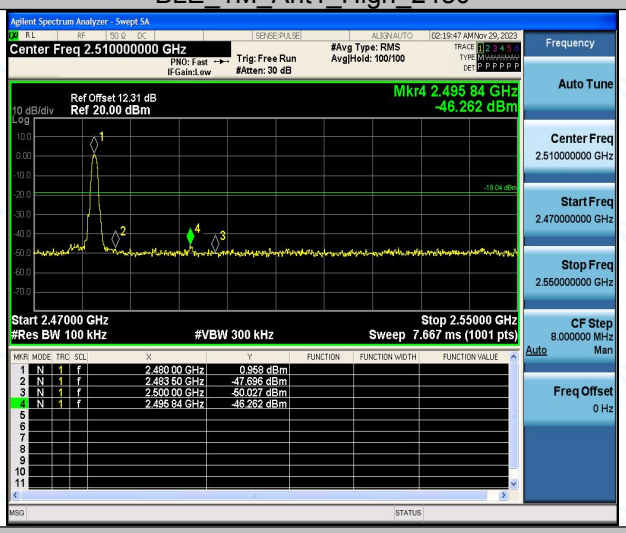

BLE_2M_Ant1_Low_2402

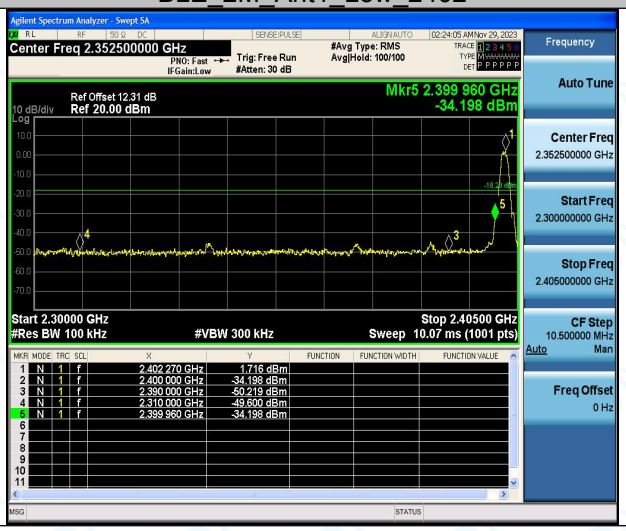

BLE_2M_Ant1_High_2480

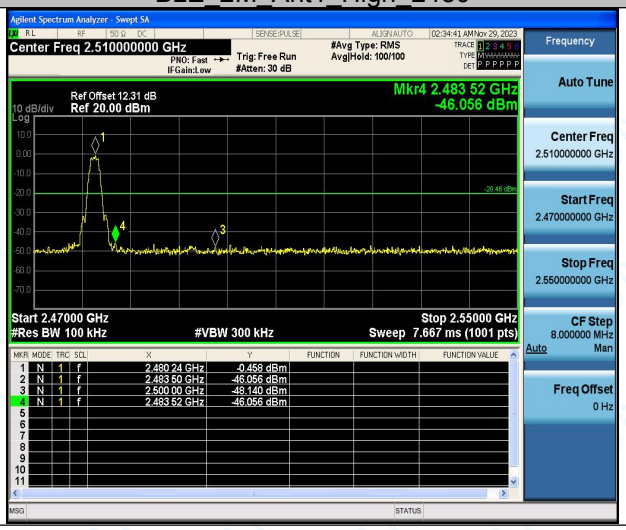

Appendix F: Conducted Spurious Emission

Test Result

Test Mode	Antenna	Freq(MHz)	Freq Range [Mhz]	Ref Level [dBm]	Result [dBm]	Limit [dBm]	Verdict
BLE_1M	Ant1	2402	Reference	3.16	3.16	---	PASS
			30~1000	3.16	-58.52	≤-16.84	PASS
			1000~26500	3.16	-28.79	≤-16.84	PASS
		2440	Reference	1.92	1.92	---	PASS
			30~1000	1.92	-58.83	≤-18.08	PASS
			1000~26500	1.92	-32.79	≤-18.08	PASS
		2480	Reference	0.88	0.88	---	PASS
			30~1000	0.88	-59.04	≤-19.12	PASS
			1000~26500	0.88	-39.66	≤-19.12	PASS
BLE_2M	Ant1	2402	Reference	1.81	1.81	---	PASS
			30~1000	1.81	-57.33	≤-18.19	PASS
			1000~26500	1.81	-34.14	≤-18.19	PASS
		2440	Reference	1.38	1.38	---	PASS
			30~1000	1.38	-58.67	≤-18.62	PASS
			1000~26500	1.38	-38.15	≤-18.62	PASS
		2480	Reference	-1.23	-1.23	---	PASS
			30~1000	-1.23	-59.04	≤-21.23	PASS
			1000~26500	-1.23	-41.78	≤-21.23	PASS

Test Graphs

BLE_1M_Ant1_2402_0~Reference

BLE_1M_Ant1_2402_30~1000

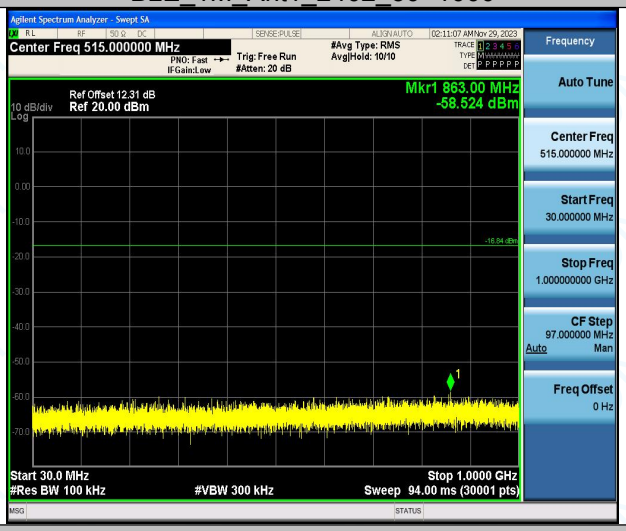

BLE_1M_Ant1_2402_1000~26500

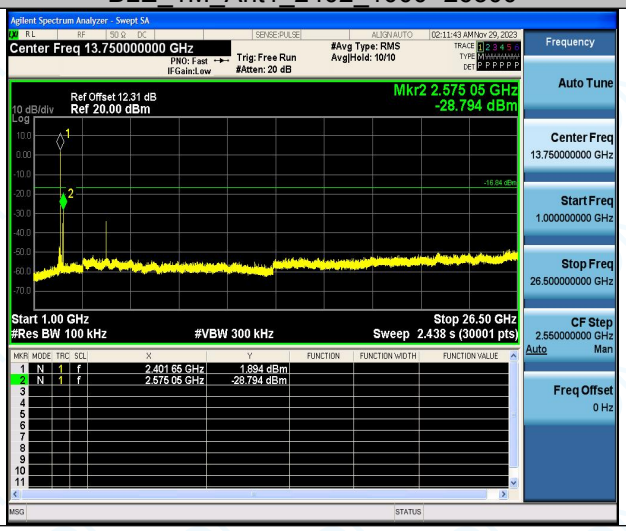

BLE_1M_Ant1_2440_0~Reference

BLE_1M_Ant1_2440_30~1000

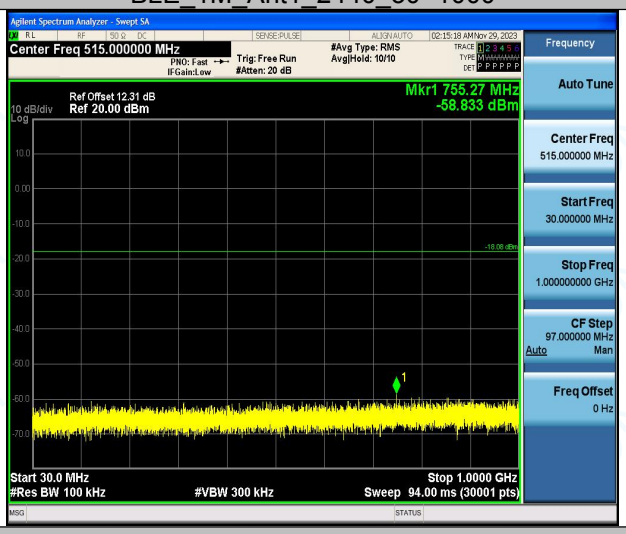

BLE_1M_Ant1_2440_1000~26500

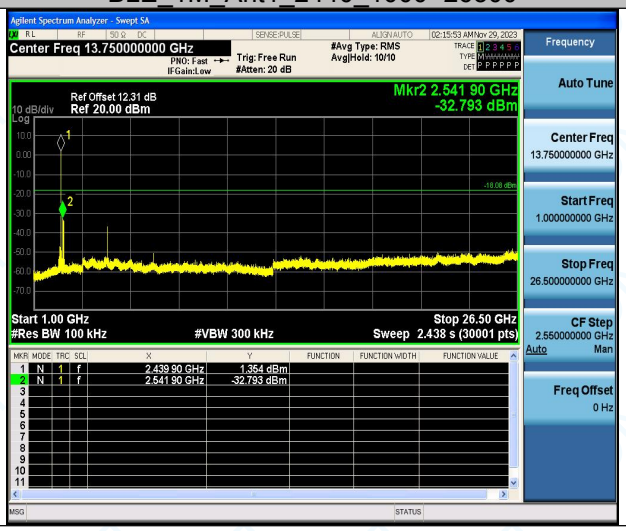

BLE_1M_Ant1_2480_0~Reference

BLE_1M_Ant1_2480_30~1000

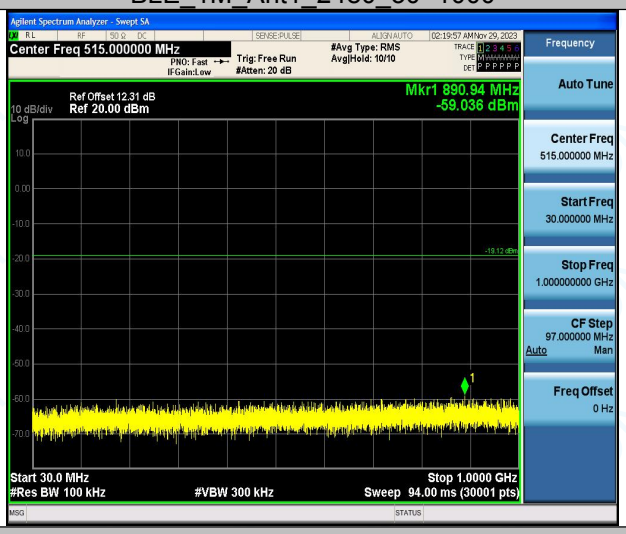

BLE_1M_Ant1_2480_1000~26500

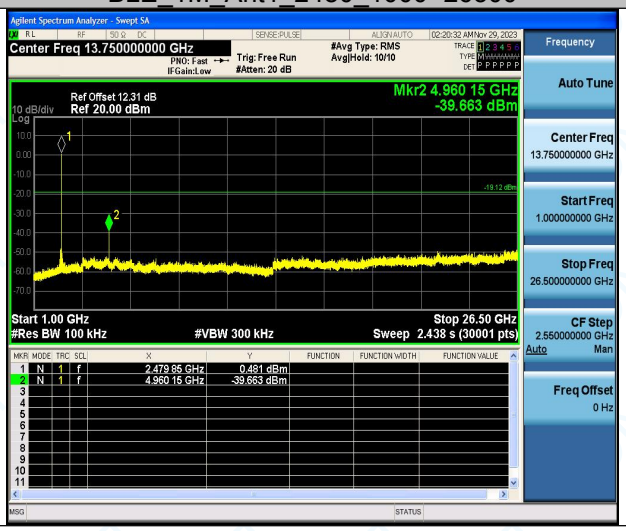

BLE_2M_Ant1_2402_0~Reference

BLE_2M_Ant1_2402_30~1000

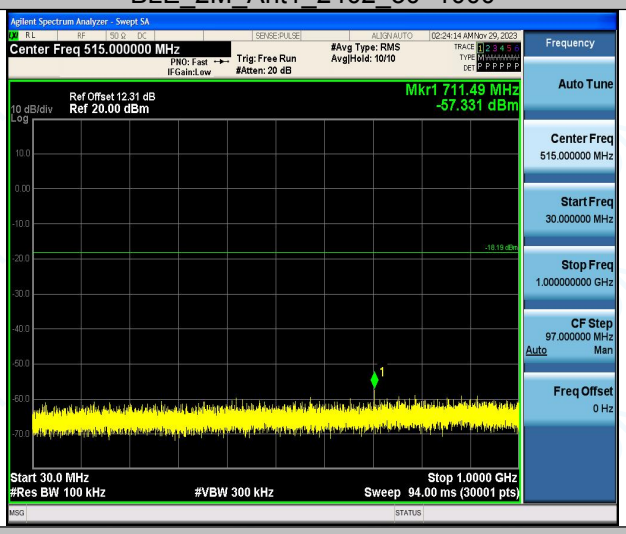

BLE_2M_Ant1_2402_1000~26500

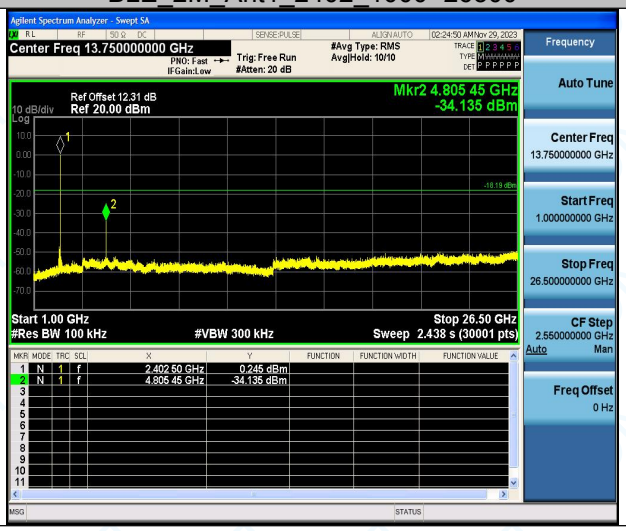

BLE_2M_Ant1_2440_0~Reference

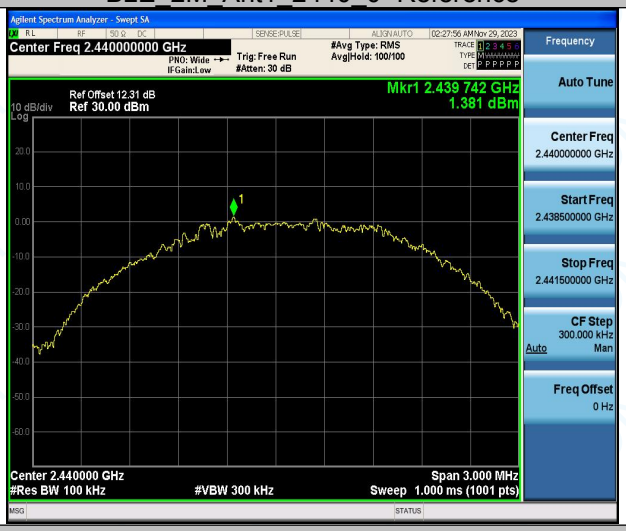

BLE_2M_Ant1_2440_30~1000

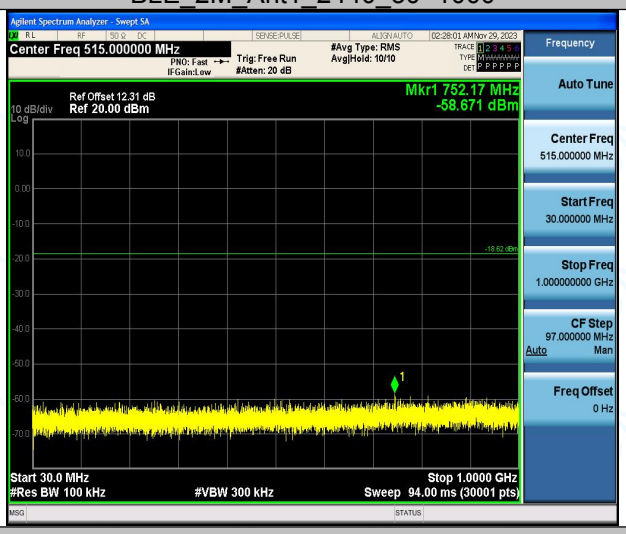

BLE_2M_Ant1_2440_1000~26500

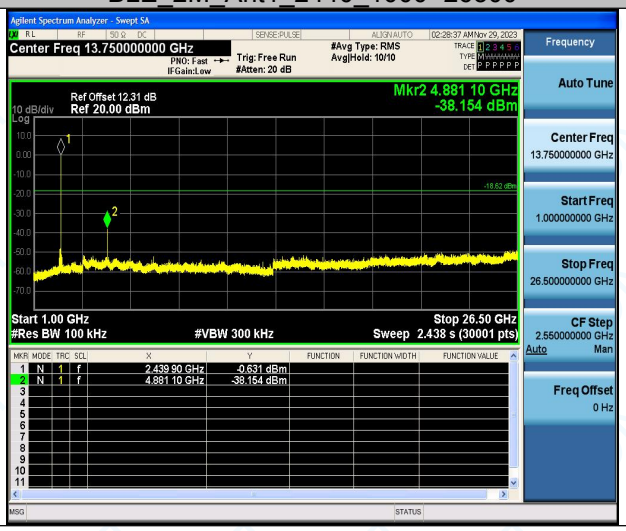

BLE_2M_Ant1_2480_0~Reference

BLE_2M_Ant1_2480_30~1000

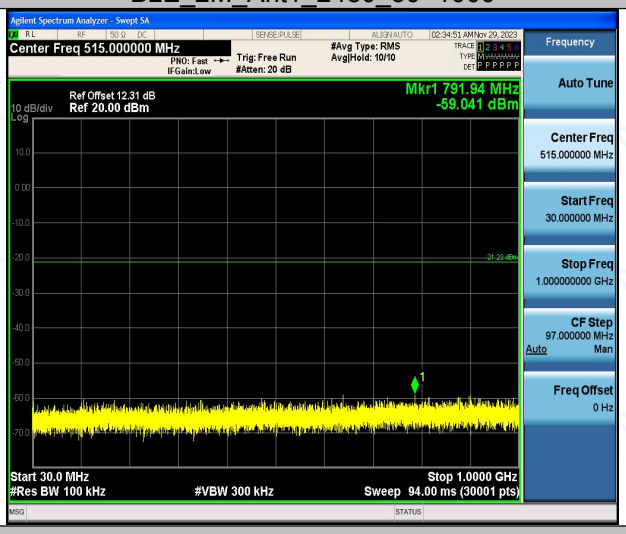

BLE_2M_Ant1_2480_1000~26500

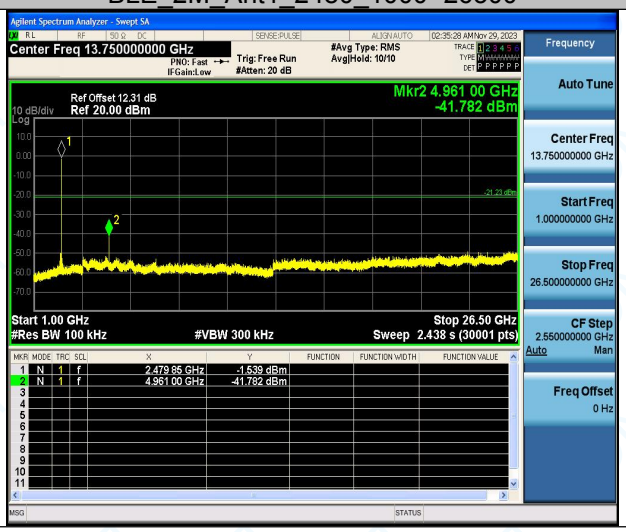

The End Report