Appendix Test Data for BT(BDR/EDR) (Conducted Measurement)

Product Name: smart watch

Trade Mark: N/A

Test Model: SK27

FCC ID: 2BDN3-SK27

Environmental Conditions

Temperature:	25.5°C
Relative Humidity:	55%
ATM Pressure:	100.0 kPa
Test Engineer:	Anna Hu
Supervised by:	Hugo Chen
NOTE	N/A

Appendix A: 20dB Emission Bandwidth

Test Result

TestMode	Antenna	Channel	20db EBW[MHz]	FL[MHz]	FH[MHz]	Limit[MHz]	Verdict
DH5	Ant1	2402	0.936	2401.562	2402.498	---	---
		2441	0.894	2440.562	2441.456	---	---
		2480	0.936	2479.562	2480.498	---	---
2DH5	Ant1	2402	1.338	2401.352	2402.690	---	---
		2441	1.257	2440.388	2441.645	---	---
		2480	1.359	2479.346	2480.705	---	---

Test Graphs

DH5_Ant1_2402

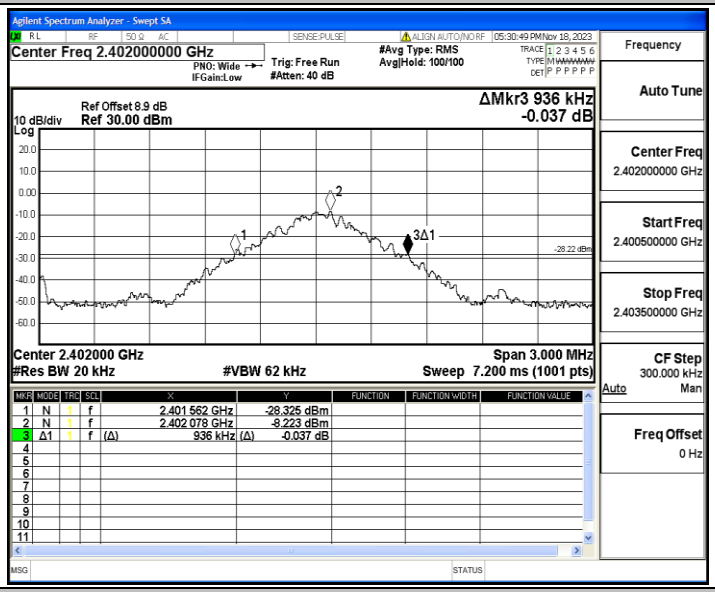

DH5_Ant1_2441

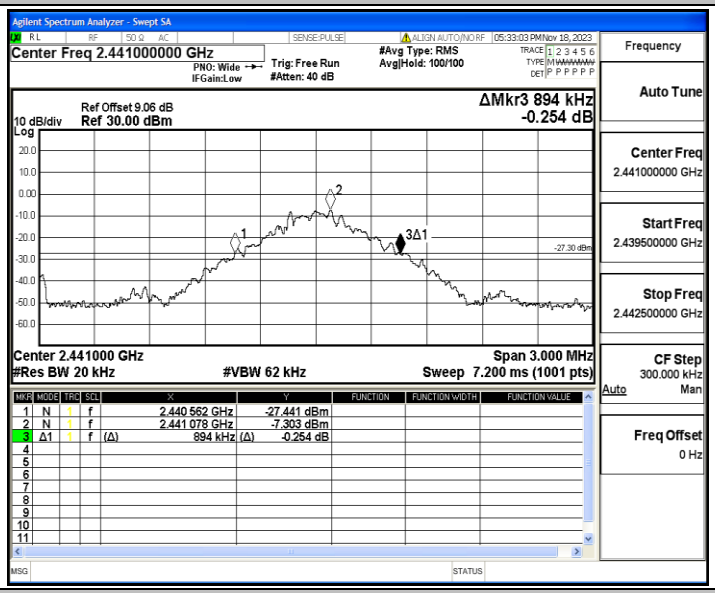

DH5_Ant1_2480

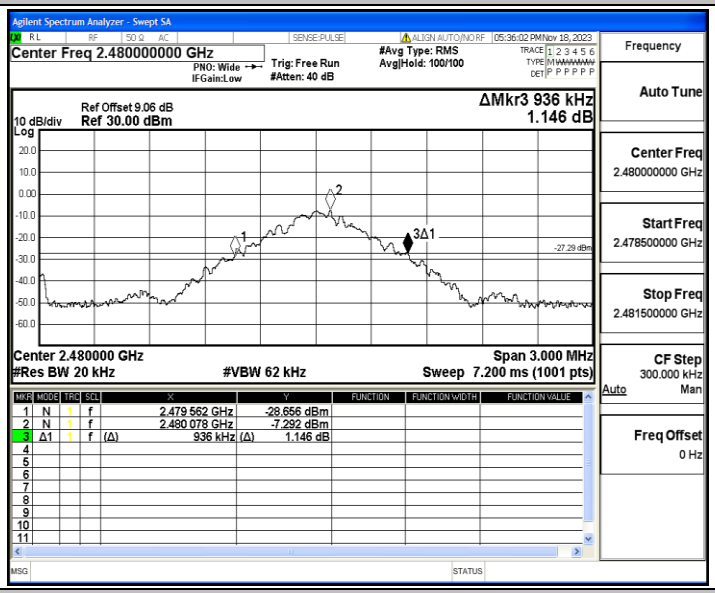

2DH5_Ant1_2402

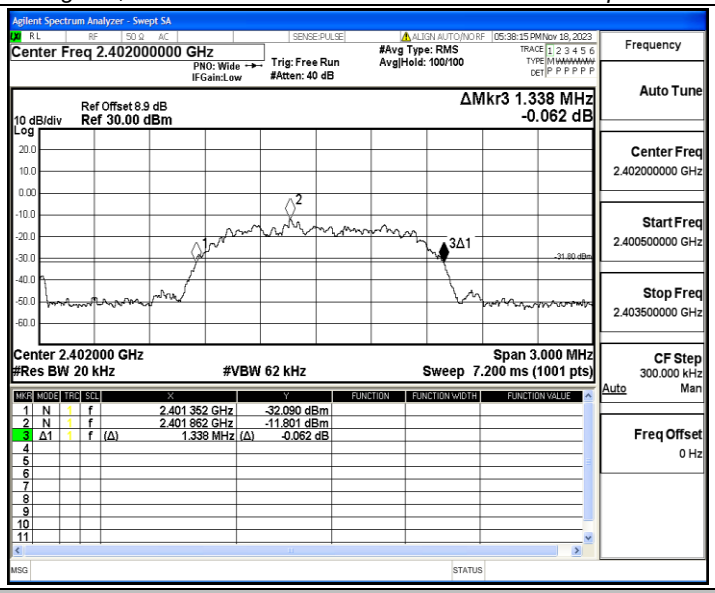

2DH5_Ant1_2441

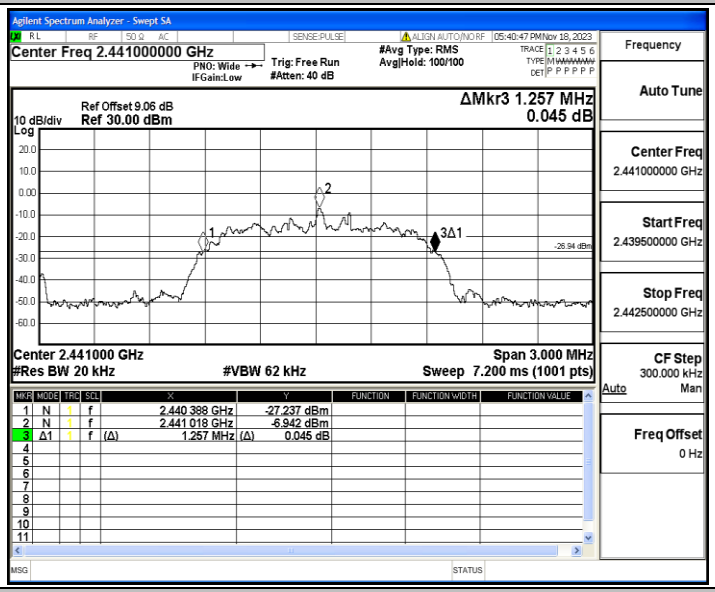

2DH5_Ant1_2480

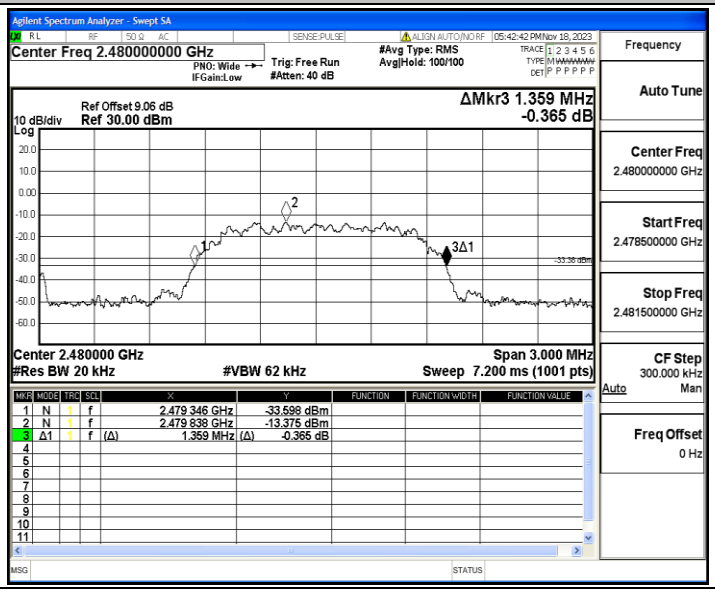

Appendix B: Occupied Channel Bandwidth

Test Result

TestMode	Antenna	Channel	OCB [MHz]	FL[MHz]	FH[MHz]	Limit[MHz]	Verdict
DH5	Ant1	2402	0.84947	2401.5904	2402.4398	---	---
		2441	0.85931	2440.5866	2441.4459	---	---
		2480	0.85534	2479.5877	2480.4431	---	---
2DH5	Ant1	2402	1.1809	2401.4277	2402.6086	---	---
		2441	1.1774	2440.4294	2441.6068	---	---
		2480	1.1880	2479.4253	2480.6133	---	---

Test Graphs

DH5_Ant1_2402

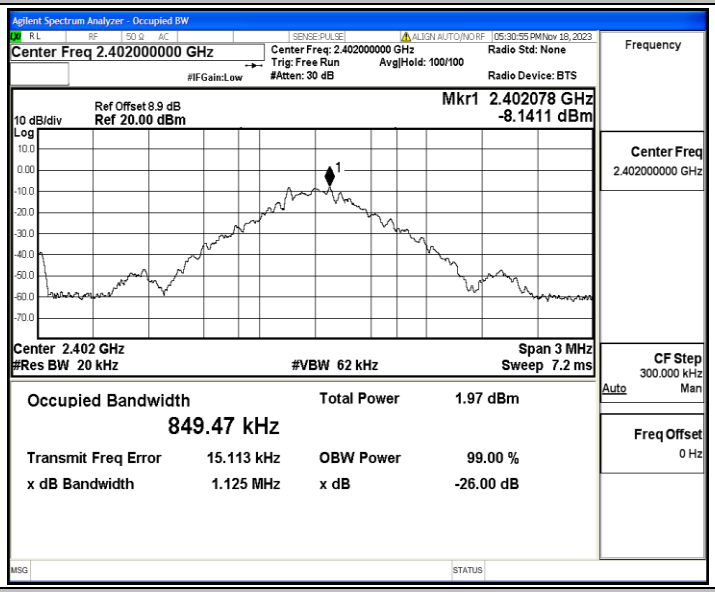

DH5_Ant1_2441

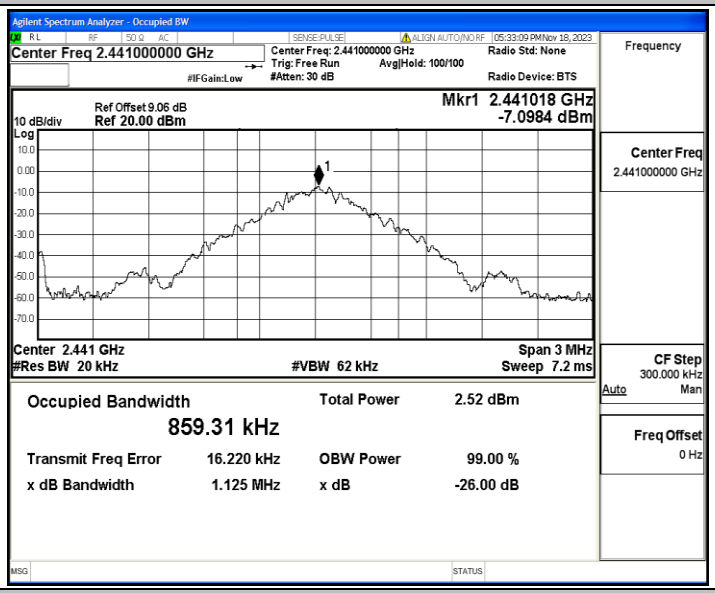

DH5_Ant1_2480

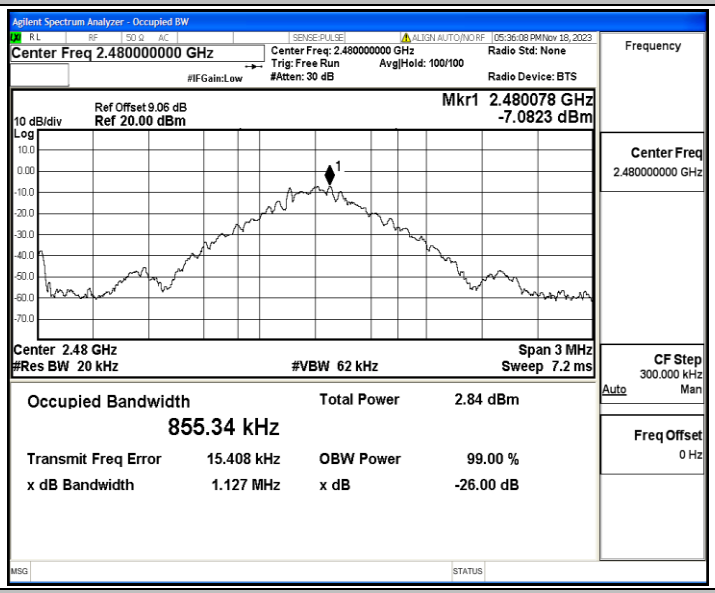

2DH5_Ant1_2402

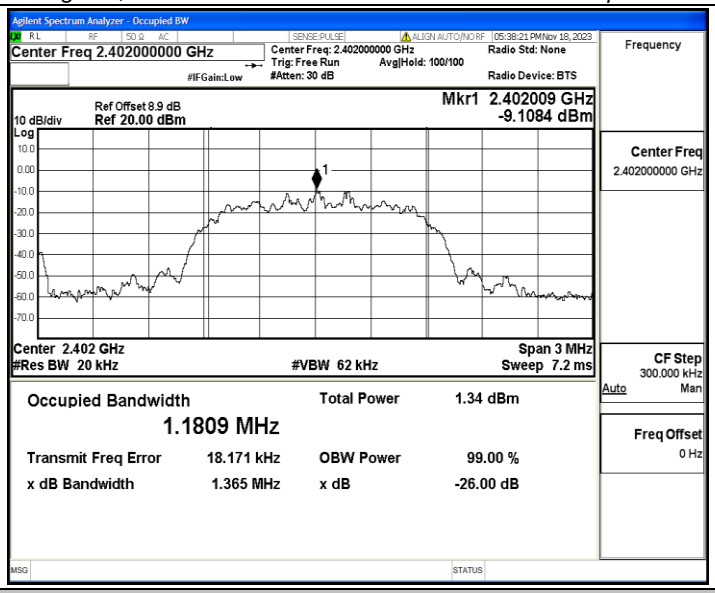

2DH5_Ant1_2441

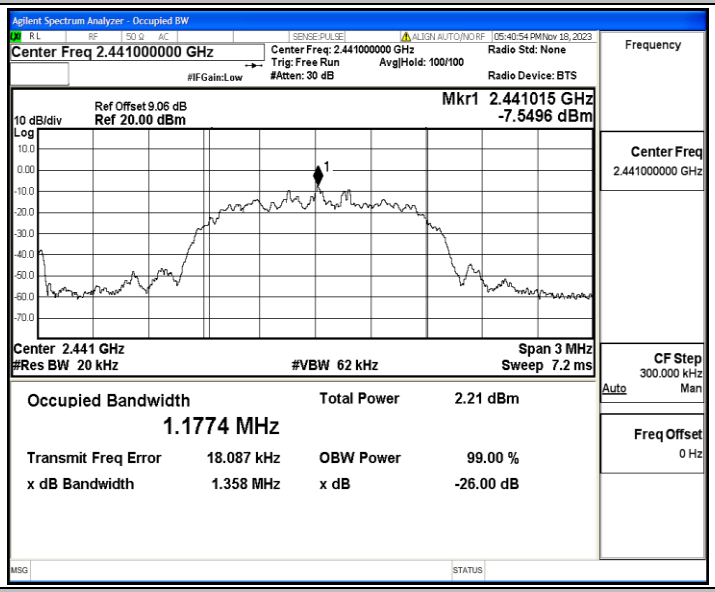

2DH5_Ant1_2480

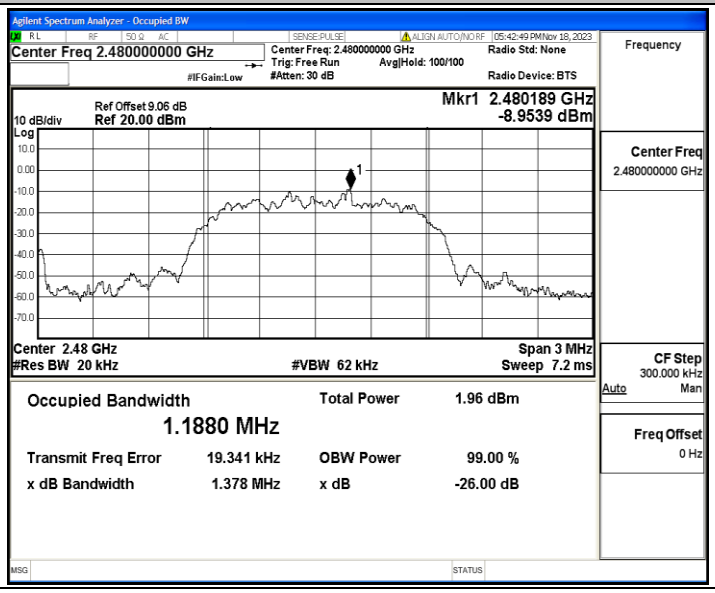

Appendix C: Maximum Peak conducted output power

Test Result

TestMode	Antenna	Channel	Result[dBm]	Limit[dBm]	Verdict
DH5	Ant1	2402	-4.29	≤20.97	PASS
		2441	-3.35	≤20.97	PASS
		2480	-3.28	≤20.97	PASS
2DH5	Ant1	2402	-3.44	≤20.97	PASS
		2441	-2.72	≤20.97	PASS
		2480	-2.59	≤20.97	PASS

Test Graphs

DH5_Ant1_2402

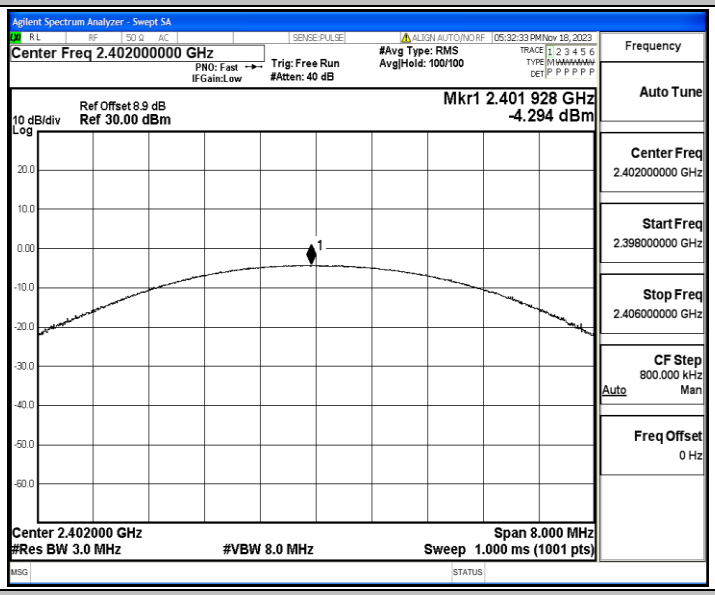

DH5_Ant1_2441

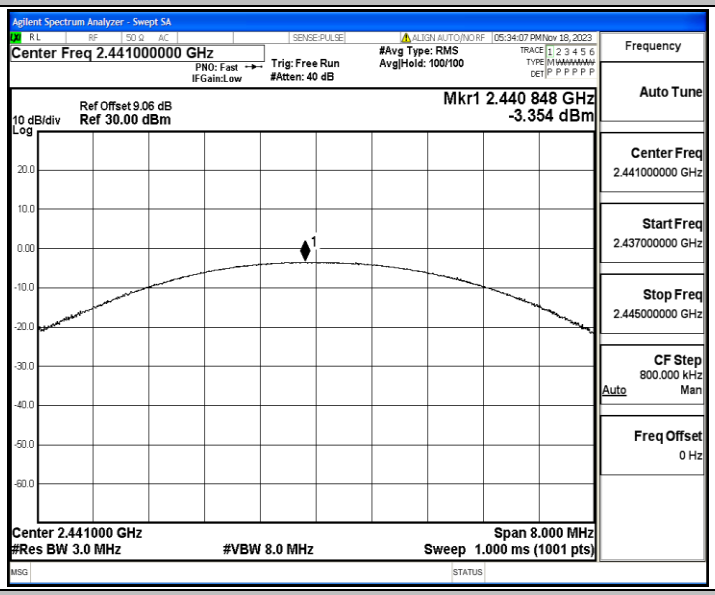

DH5_Ant1_2480

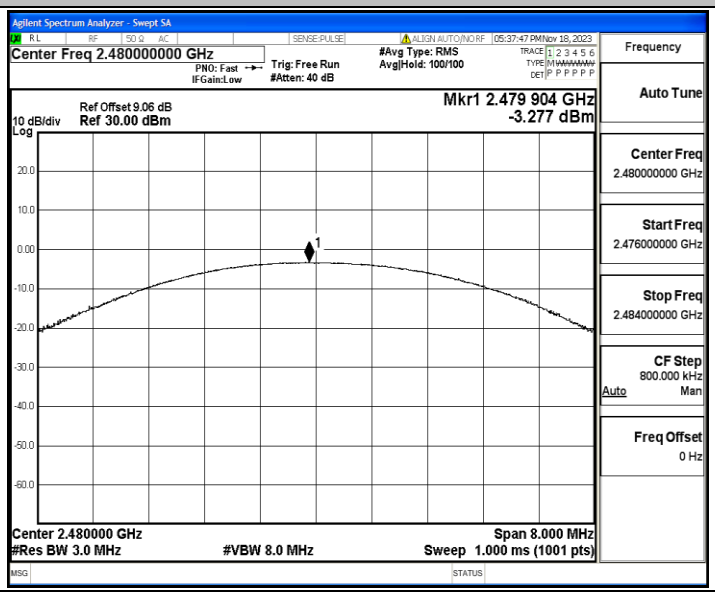

2DH5_Ant1_2402

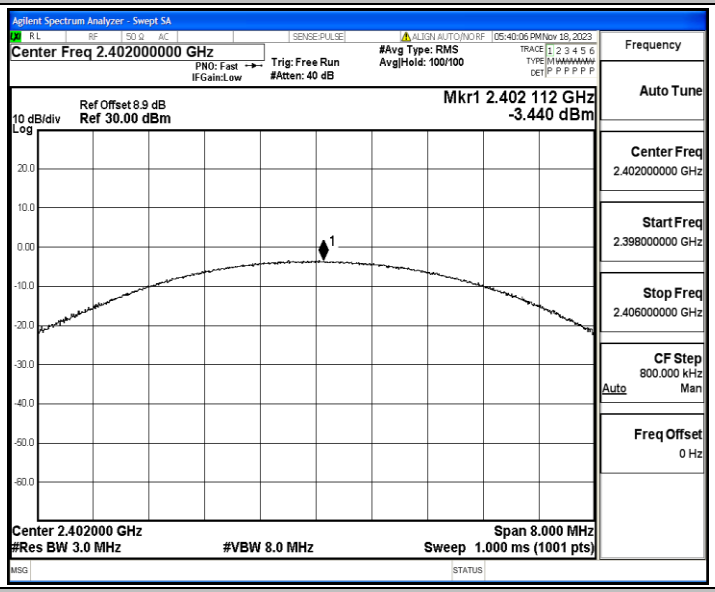

2DH5_Ant1_2441

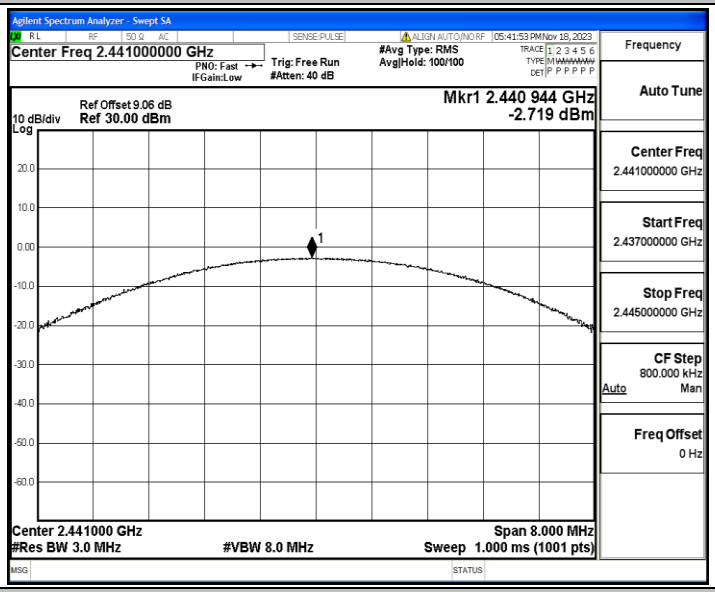

2DH5_Ant1_2480

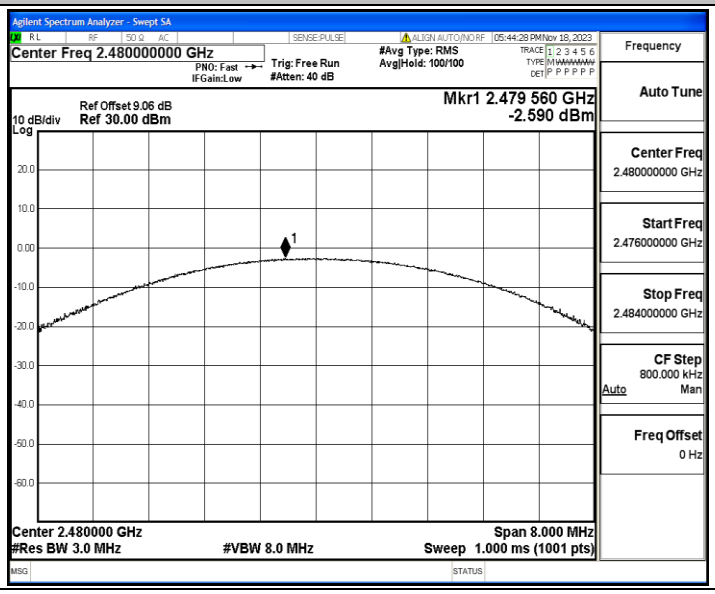

Appendix D: Carrier frequency separation

Test Result

TestMode	Antenna	Channel	Result[MHz]	Limit[MHz]	Verdict
DH5	Ant1	Hop	1.164	≥0.936	PASS
2DH5	Ant1	Hop	0.99	≥0.906	PASS

Test Graphs

DH5_Ant1_Hop

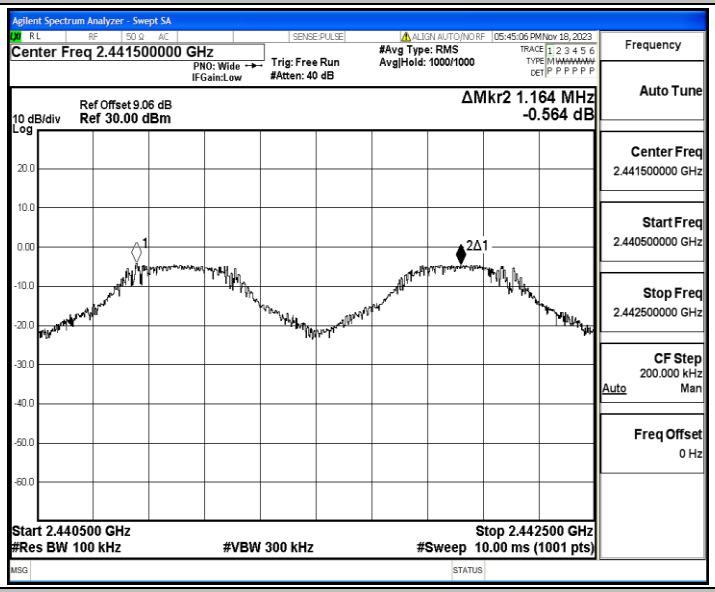

2DH5_Ant1_Hop

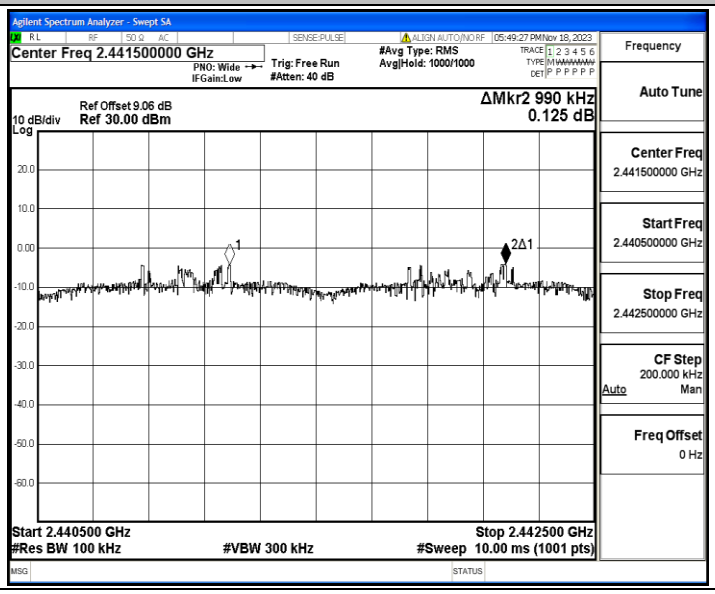

Appendix E: Time of occupancy

Test Result

TestMode	Antenna	Channel	BurstWidth [ms]	TotalHops [Num]	Result[s]	Limit[s]	Verdict
DH5	Ant1	Hop	2.878	130	0.374	≤0.4	PASS
2DH5	Ant1	Hop	2.884	130	0.375	≤0.4	PASS

Test Graphs

DH5_Ant1_Hop

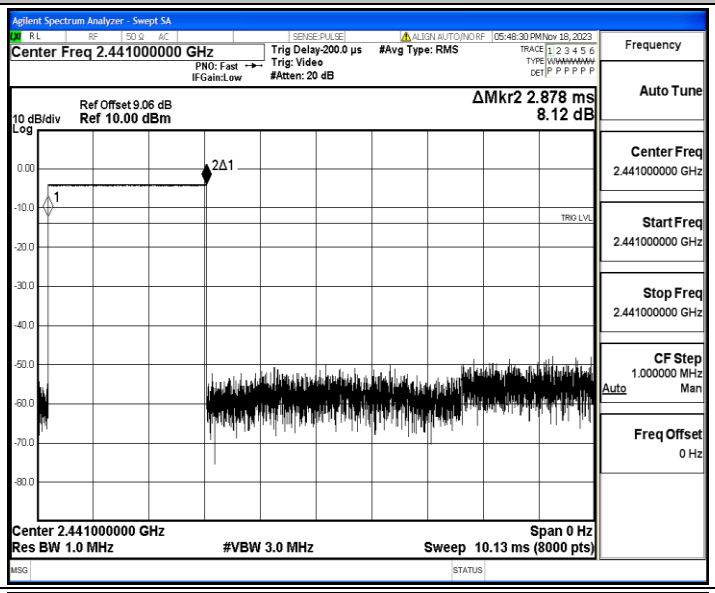

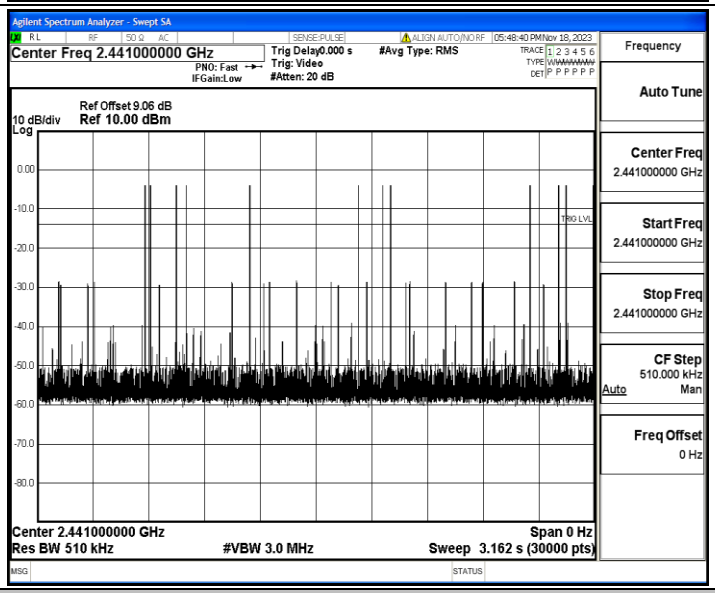

2DH5_Ant1_Hop

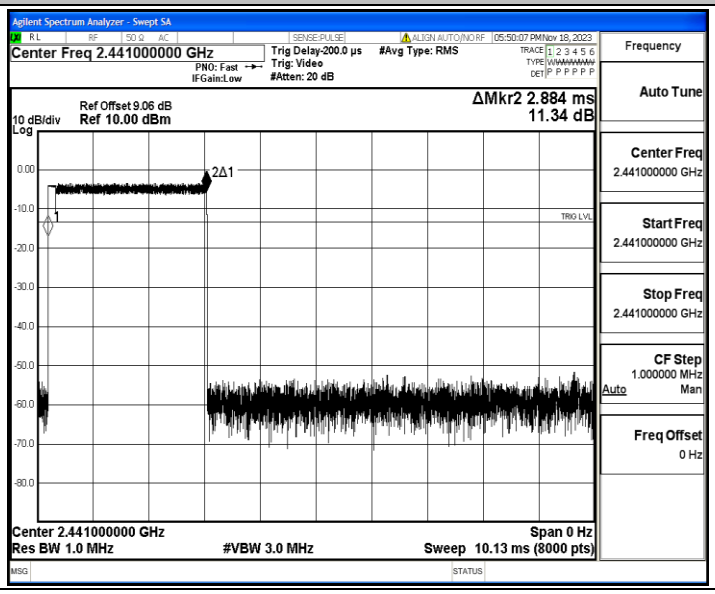

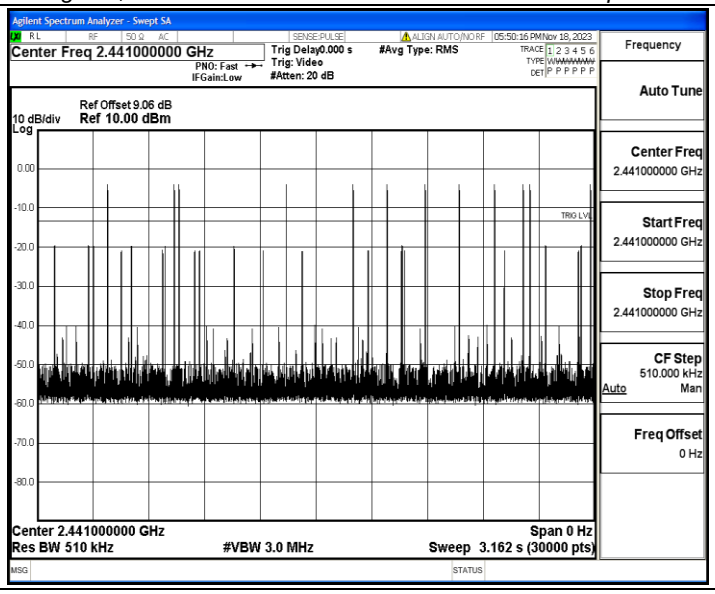
Agilent Spectrum Analyzer - Swept SA
Center Freq 2.441000000 GHz
PNO: Fast
IFGain:Low
Trig Delay 0.000 s
Trig: Video
#Atten: 20 dB
#Avg Type: RMS
05:50:16 PM Nov 18, 2023
Frequency
Auto Tune
Center Freq
2.441000000 GHz
Start Freq
2.441000000 GHz
Stop Freq
2.441000000 GHz
CF Step
510.000 kHz
Auto
Man
Freq Offset
0 Hz
Ref Offset 9.06 dB
10 dB/div
Ref 10.00 dBm
Log
0.00
-10.0
-20.0
-30.0
-40.0
-50.0
-60.0
-70.0
-80.0
TRIG LVL
Center 2.441000000 GHz
Span 0 Hz
Res BW 510 kHz
#VBW 3.0 MHz
Sweep 3.162 s (30000 pts)
MSG
STATUS

Appendix F: Number of hopping channels

Test Result

TestMode	Antenna	Channel	Result[Num]	Limit[Num]	Verdict
DH5	Ant1	Hop	79	≥15	PASS
2DH5	Ant1	Hop	79	≥15	PASS

Test Graphs

DH5_Ant1_Hop

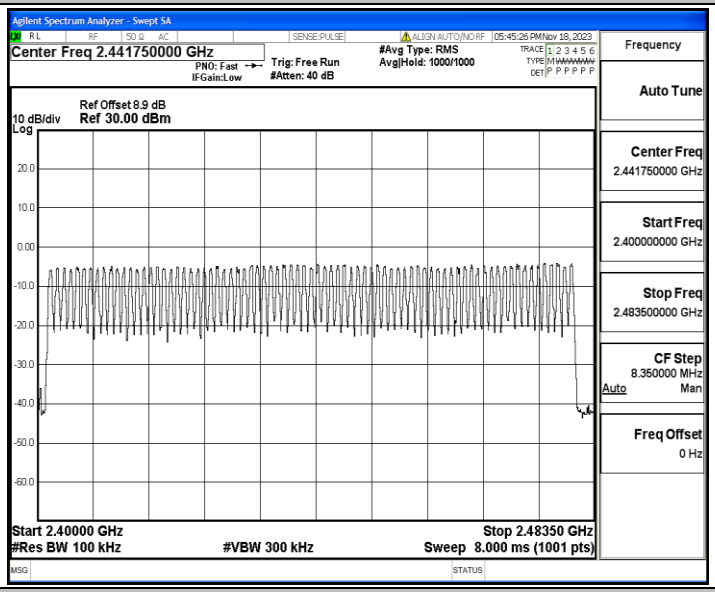

2DH5_Ant1_Hop

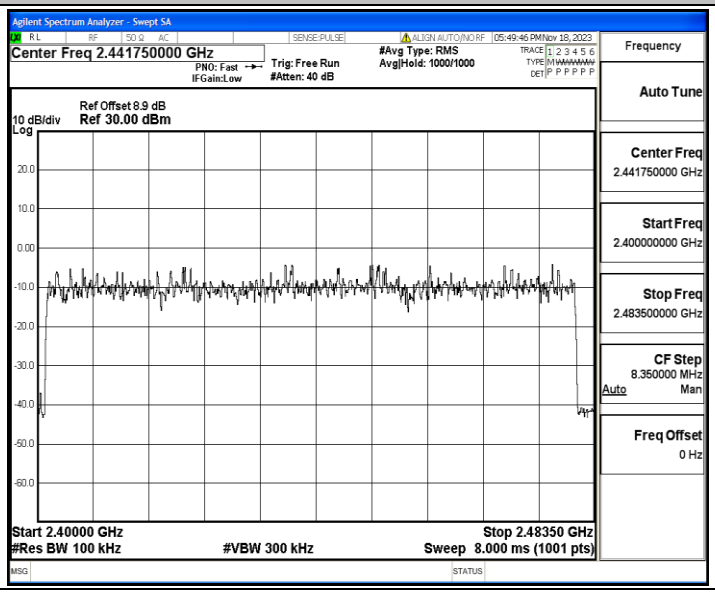

Appendix G: Band edge measurements

Test Result

TestMode	Antenna	ChName	Channel	RefLevel [dBm]	Result [dBm]	Limit [dBm]	Verdict
DH5	Ant1	Low	2402	-4.96	-46.25	≤-24.96	PASS
		High	2480	-3.91	-47.7	≤-23.91	PASS
		Low	Hop_2402	-5.00	-50.36	≤-25	PASS
		High	Hop_2480	-4.34	-49.31	≤-24.34	PASS
2DH5	Ant1	Low	2402	-4.91	-45.92	≤-24.91	PASS
		High	2480	-3.83	-47.93	≤-23.83	PASS
		Low	Hop_2402	-8.75	-50.53	≤-28.75	PASS
		High	Hop_2480	-7.21	-49.75	≤-27.21	PASS

Test Graphs

DH5_Ant1_Low_2402

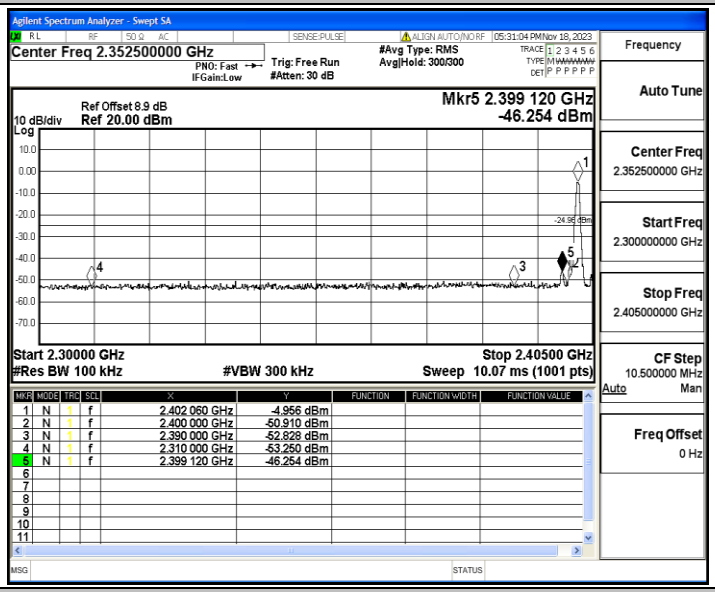

DH5_Ant1_High_2480

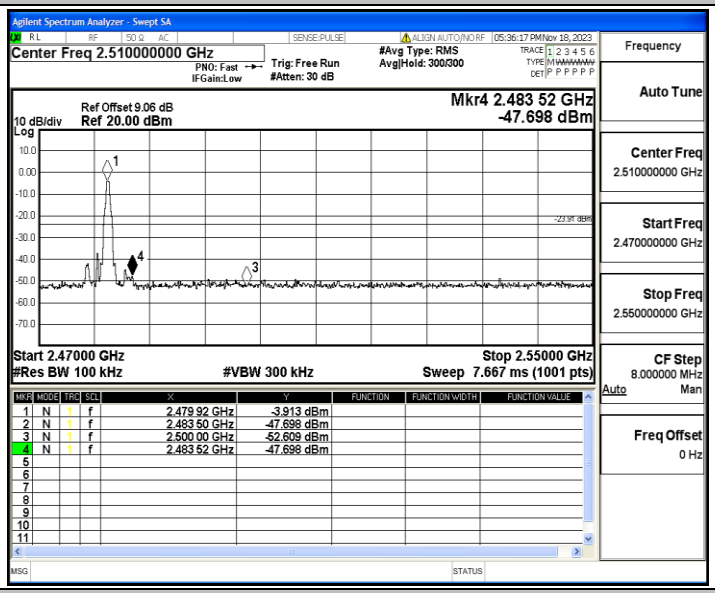

DH5_Ant1_Low_Hop_2402

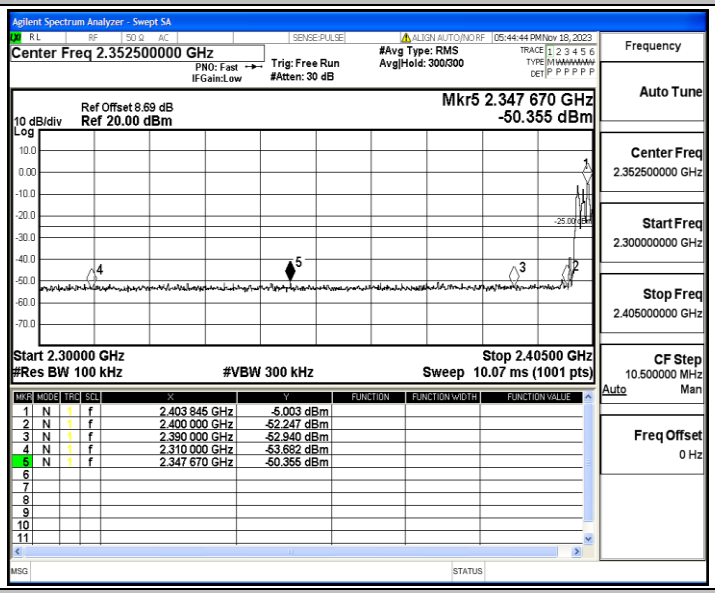

DH5_Ant1_High_Hop_2480

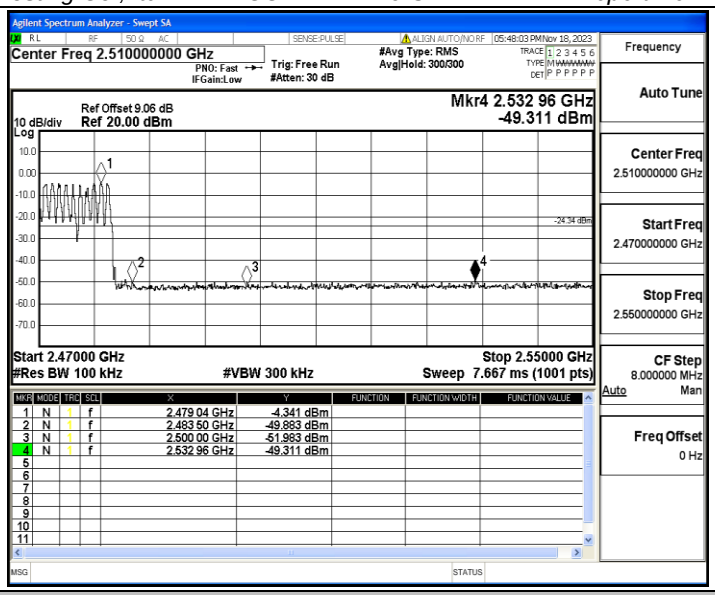

2DH5_Ant1_Low_2402

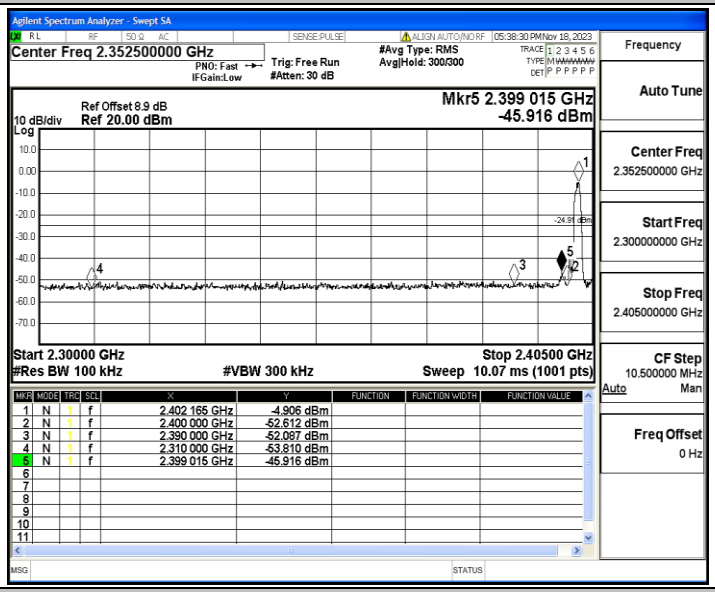

2DH5_Ant1_High_2480

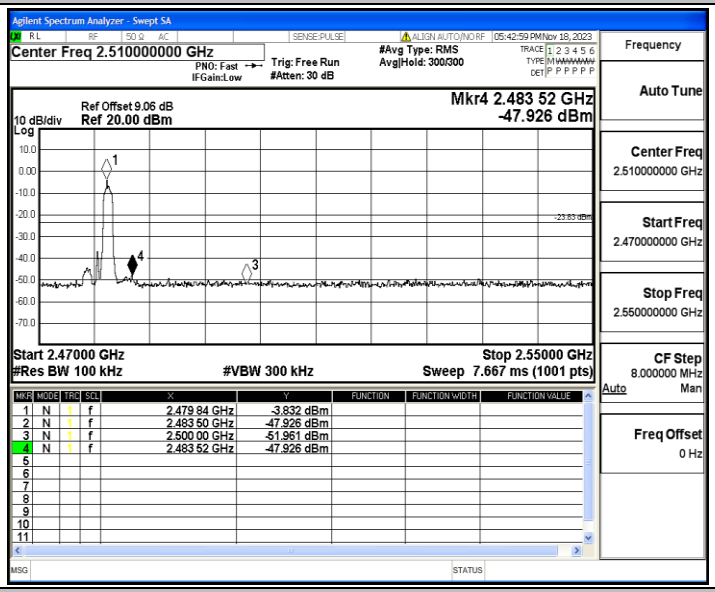

2DH5_Ant1_Low_Hop_2402

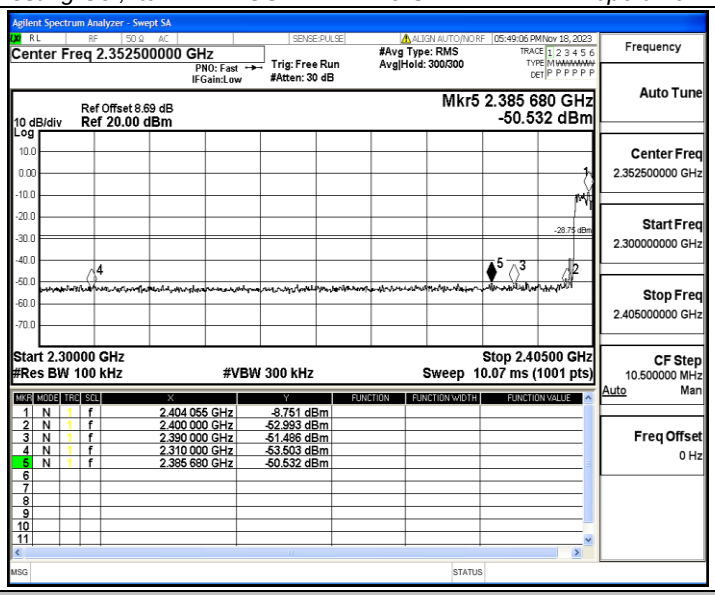

2DH5_Ant1_High_Hop_2480

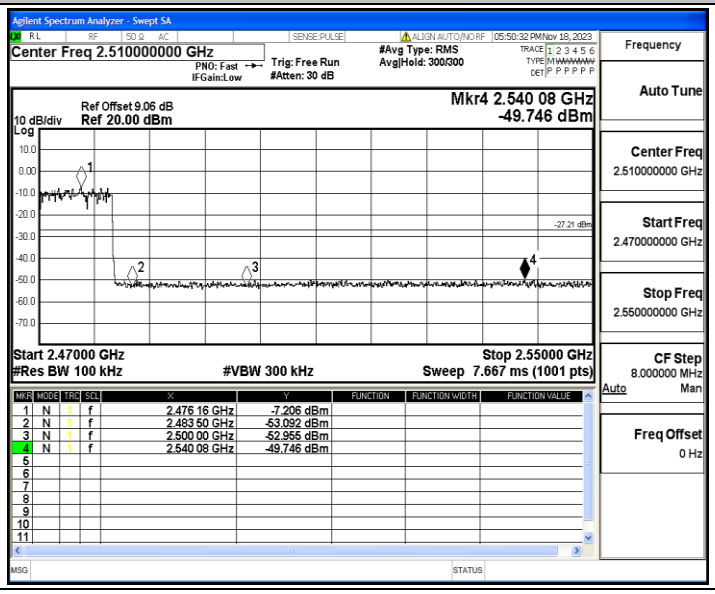

Appendix H: Conducted Spurious Emission

Test Result

TestMode	Antenna	Channel	FreqRange [MHz]	RefLevel [dBm]	Result [dBm]	Limit [dBm]	Verdict
DH5	Ant1	2402	Reference	-5.41	-5.41	---	PASS
			30~1000	-5.41	-62.52	≤-25.41	PASS
			1000~26500	-5.41	-49.06	≤-25.41	PASS
		2441	Reference	-4.77	-4.77	---	PASS
			30~1000	-4.77	-63.27	≤-24.77	PASS
			1000~26500	-4.77	-50.02	≤-24.77	PASS
		2480	Reference	-4.37	-4.37	---	PASS
			30~1000	-4.37	-62.66	≤-24.37	PASS
			1000~26500	-4.37	-46.76	≤-24.37	PASS
2DH5	Ant1	2402	Reference	-6.46	-6.46	---	PASS
			30~1000	-6.46	-62.4	≤-26.46	PASS
			1000~26500	-6.46	-49.14	≤-26.46	PASS
		2441	Reference	-4.86	-4.86	---	PASS
			30~1000	-4.86	-62.29	≤-24.86	PASS
			1000~26500	-4.86	-48.99	≤-24.86	PASS
		2480	Reference	-8.01	-8.01	---	PASS
			30~1000	-8.01	-62.82	≤-28.01	PASS
			1000~26500	-8.01	-47.6	≤-28.01	PASS

Test Graphs

DH5_Ant1_2402_0~Reference

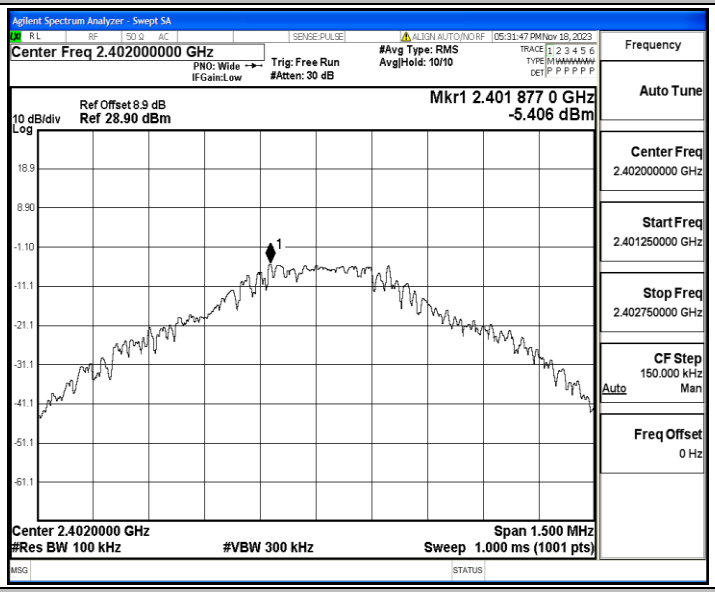

DH5_Ant1_2402_30~1000

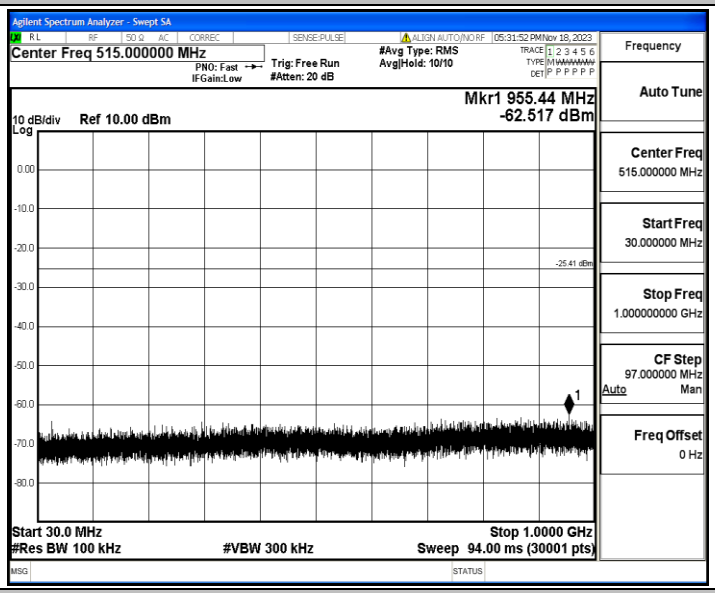

DH5_Ant1_2402_1000~26500

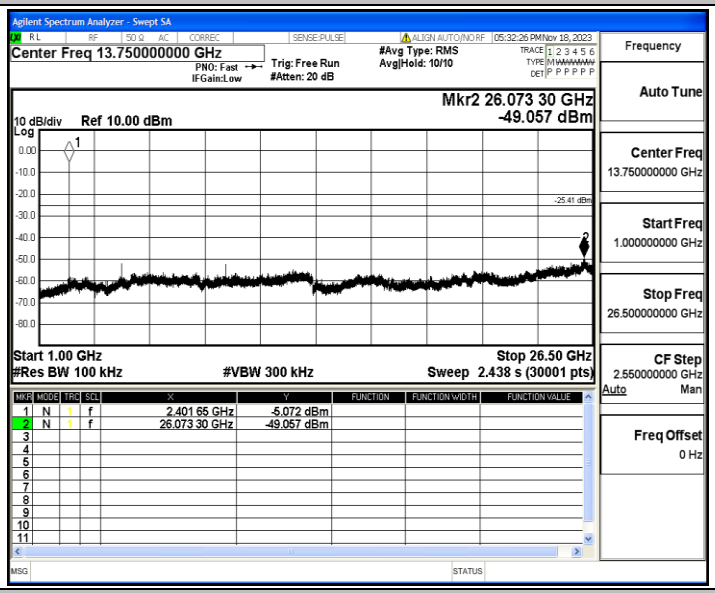

DH5_Ant1_2441_0~Reference

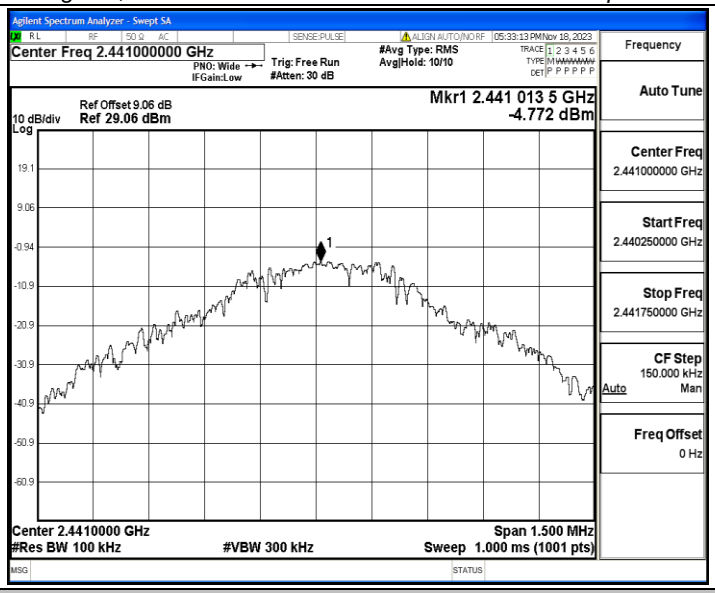

DH5_Ant1_2441_30~1000

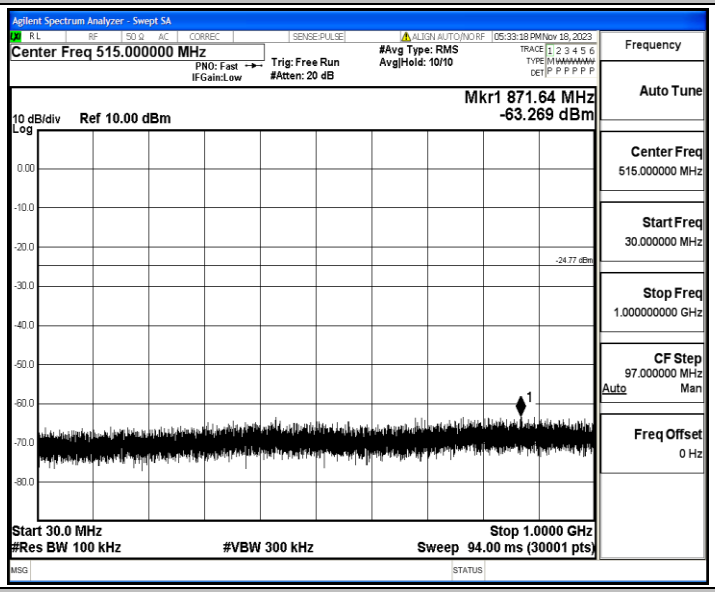

DH5_Ant1_2441_1000~26500

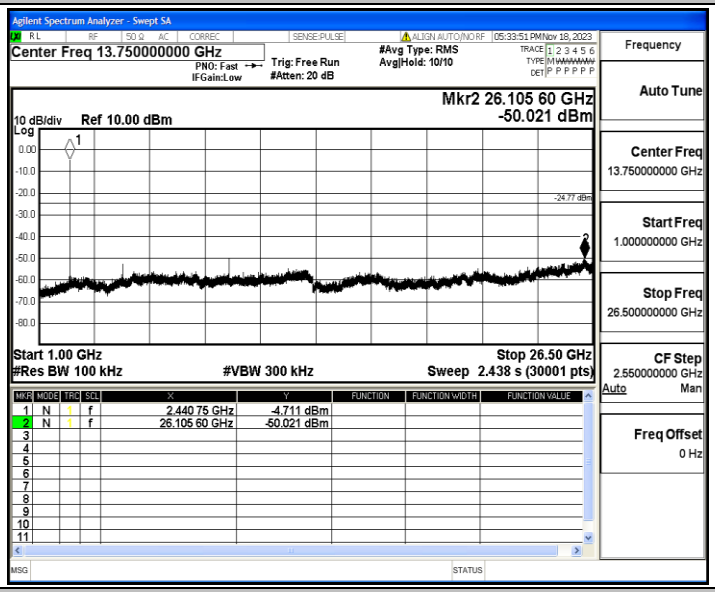

DH5_Ant1_2480_0~Reference

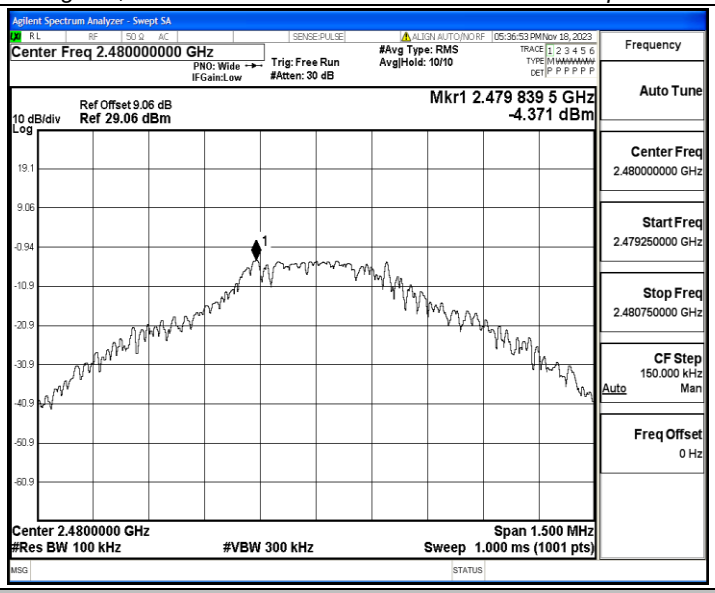

DH5_Ant1_2480_30~1000

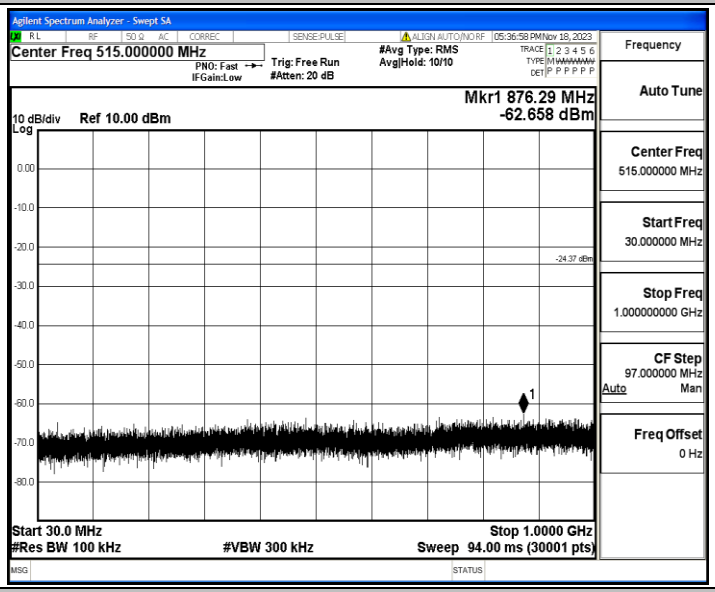

DH5_Ant1_2480_1000~26500

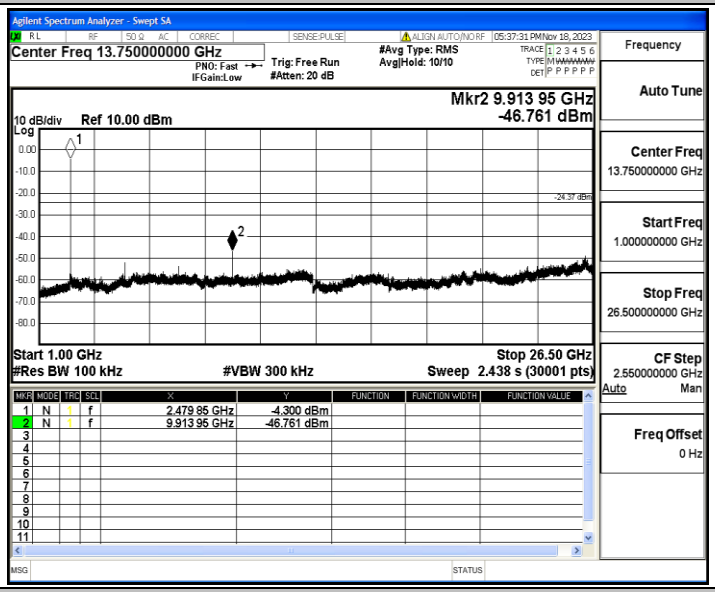

2DH5_Ant1_2402_0~Reference

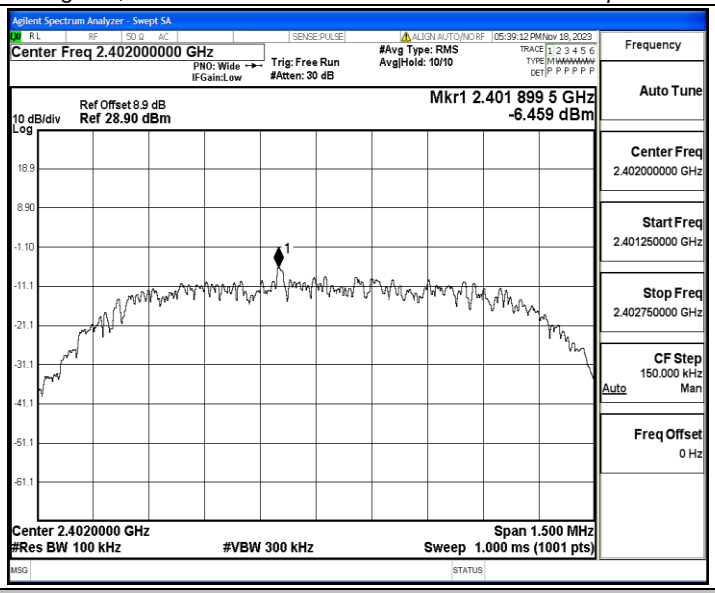

2DH5_Ant1_2402_30~1000

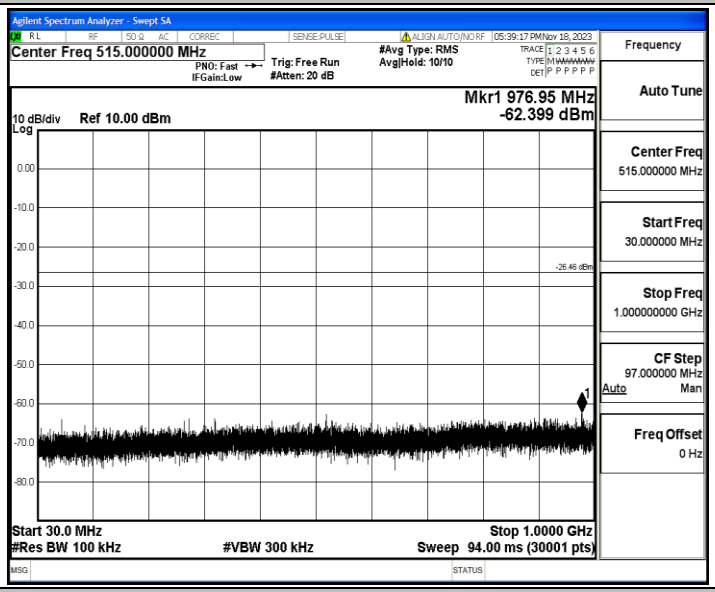

2DH5_Ant1_2402_1000~26500

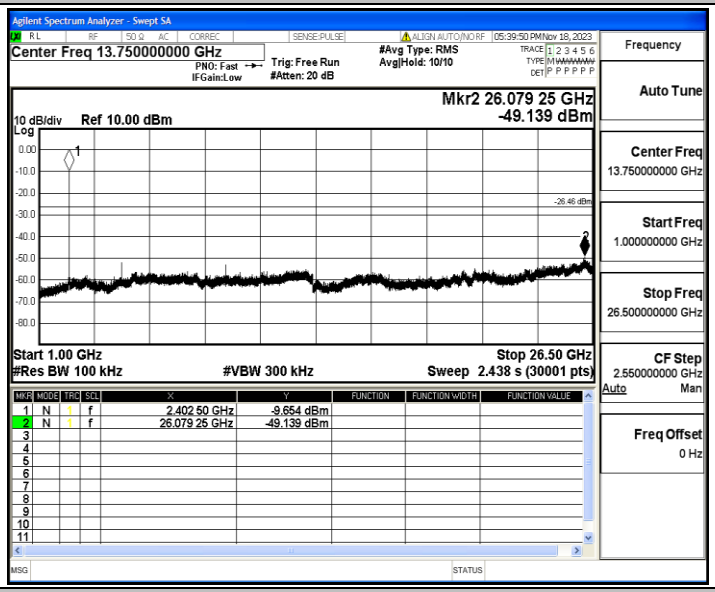

2DH5_Ant1_2441_0~Reference

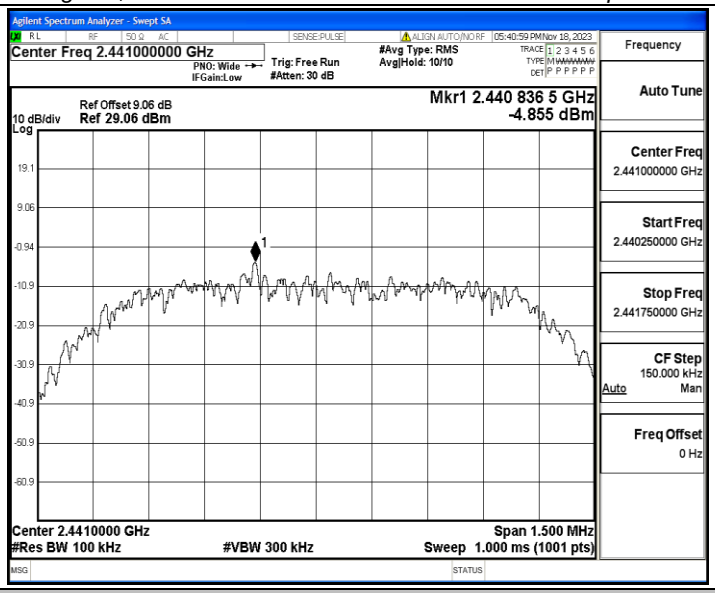

2DH5_Ant1_2441_30~1000

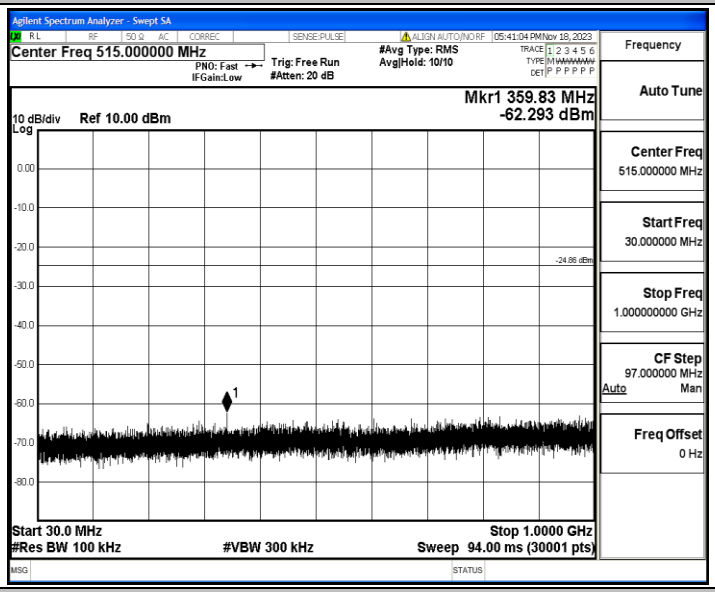

2DH5_Ant1_2441_1000~26500

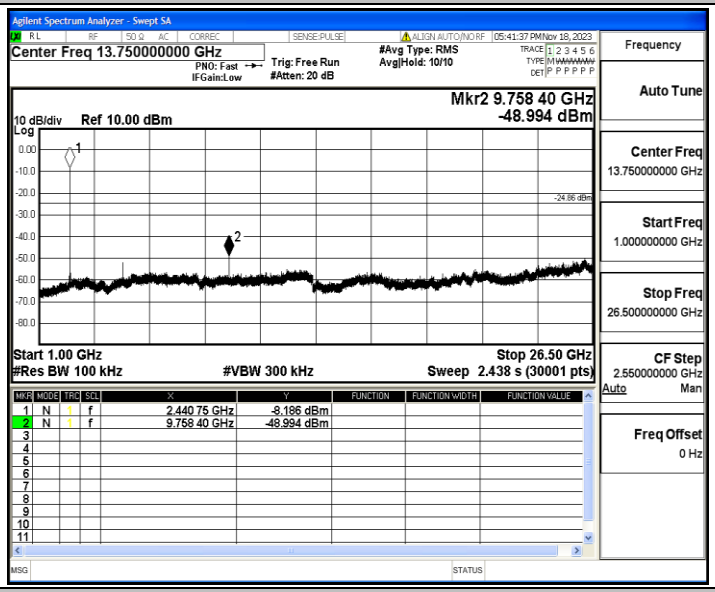

2DH5_Ant1_2480_0~Reference

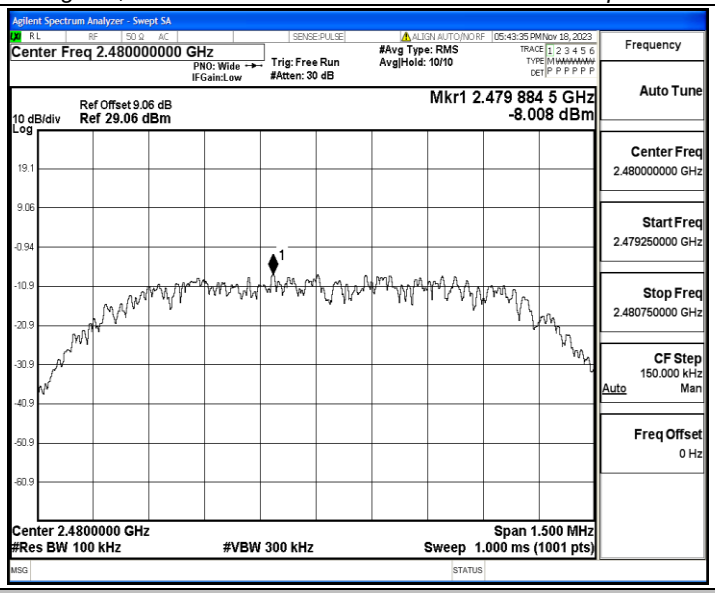

2DH5_Ant1_2480_30~1000

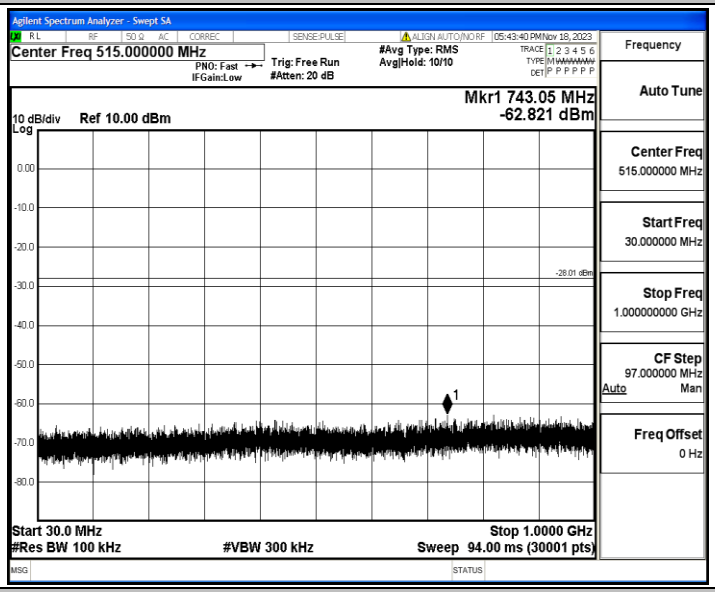

2DH5_Ant1_2480_1000~26500

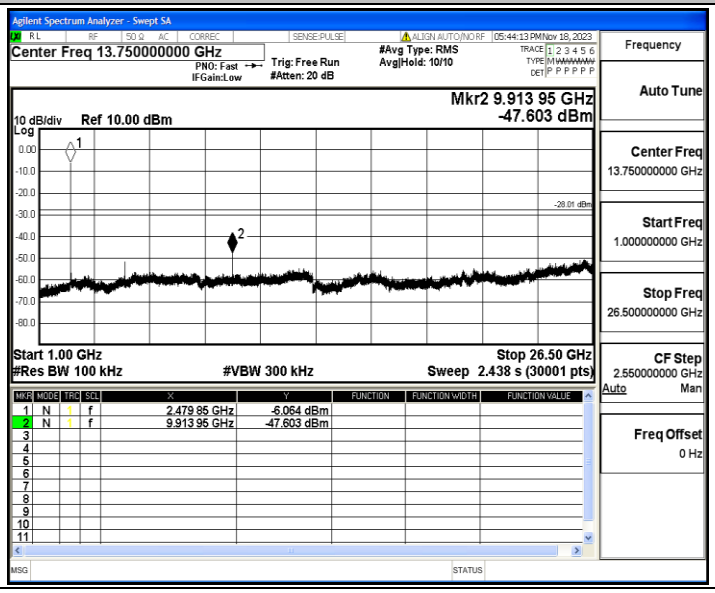

Appendix I: Duty Cycle

Test Result

TestMode	Antenna	Channel	Transmission Duration [ms]	Transmission Period [ms]	Duty Cycle [%]	1/T[kHz]
DH5	Ant1	2402	2.88	3.75	76.80	0.35
		2441	2.89	3.73	77.48	0.35
		2480	2.87	3.74	76.74	0.35
2DH5	Ant1	2402	2.88	3.75	76.80	0.35
		2441	2.88	3.75	76.80	0.35
		2480	2.88	3.75	76.80	0.35

Test Graphs

DH5_Ant1_2402

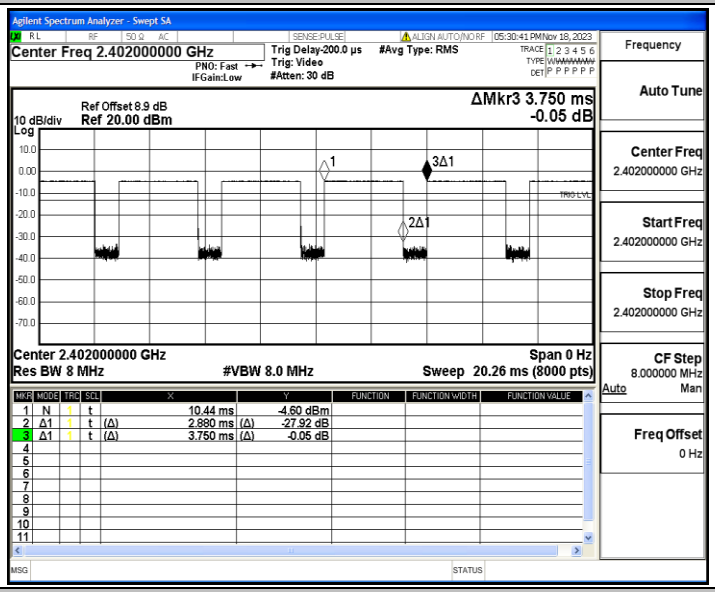

DH5_Ant1_2441

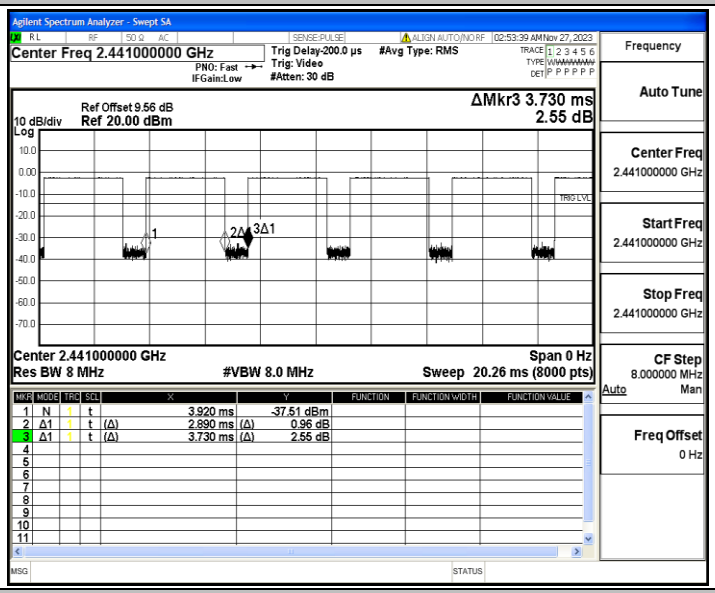

DH5_Ant1_2480

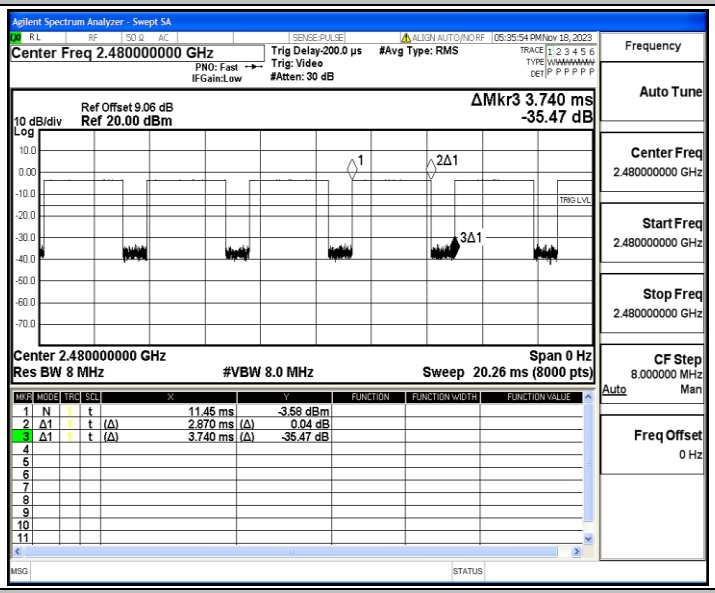

2DH5_Ant1_2402

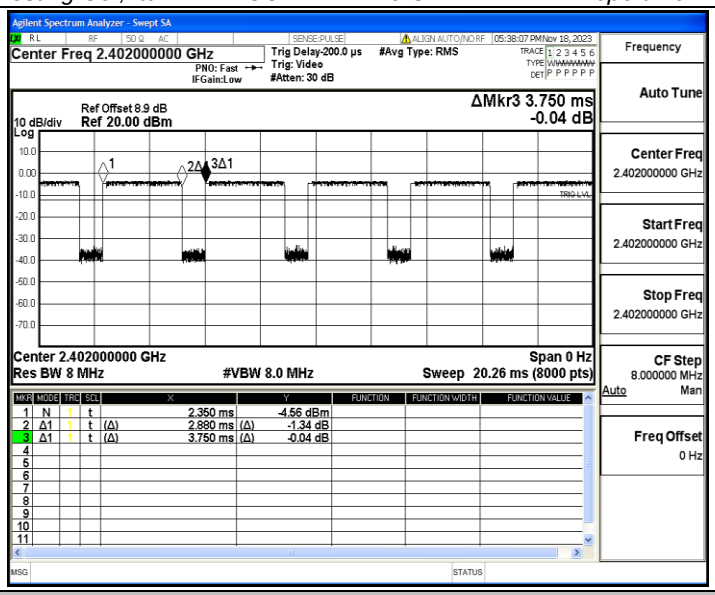

2DH5_Ant1_2441

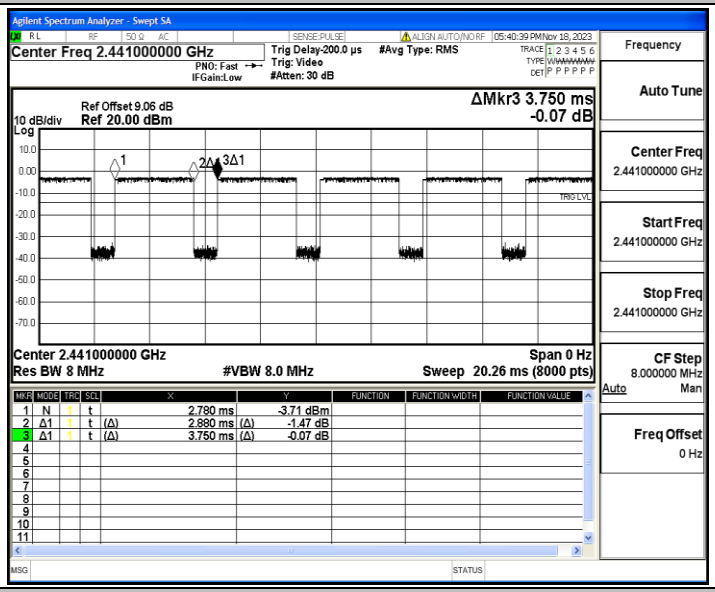

2DH5_Ant1_2480

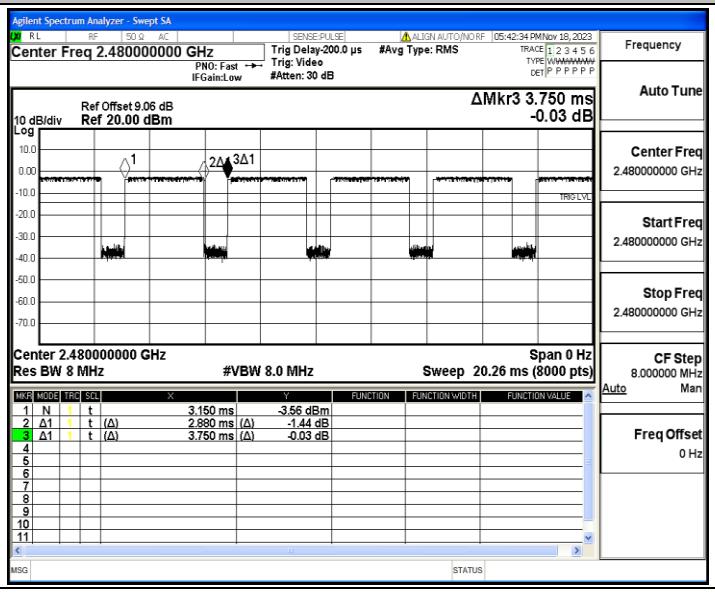

Appendix J: Emissions in Restricted Bands

Test Result

TestMode	Antenna	ChName	Channel	Detector	Freq(MHz)	Result(dBm)	Limit(dBm)	Verdict
DH5	Ant1	Low	2402	AV	2310.000	-49.63	≤-41.20	PASS
				AV	2385.890	-48.52	≤-41.20	PASS
				AV	2390.000	-48.82	≤-41.20	PASS
				Peak	2310.000	-42.83	≤-21.20	PASS
				Peak	2380.220	-39.07	≤-21.20	PASS
				Peak	2390.000	-42.08	≤-21.20	PASS
		High	2480	AV	2483.500	-44.86	≤-41.20	PASS
				AV	2483.520	-44.86	≤-41.20	PASS
				AV	2500.000	-47.87	≤-41.20	PASS
				Peak	2483.500	-39.09	≤-21.20	PASS
				Peak	2496.000	-38.27	≤-21.20	PASS
				Peak	2500.000	-40.31	≤-21.20	PASS
2DH5	Ant1	Low	2402	AV	2310.000	-49.64	≤-41.20	PASS
				AV	2382.320	-48.48	≤-41.20	PASS
				AV	2390.000	-48.81	≤-41.20	PASS
				Peak	2310.000	-43.79	≤-21.20	PASS
				Peak	2345.150	-38.39	≤-21.20	PASS
				Peak	2390.000	-43.3	≤-21.20	PASS
		High	2480	AV	2483.500	-46.39	≤-41.20	PASS
				AV	2483.520	-46.39	≤-41.20	PASS
				AV	2500.000	-47.92	≤-41.20	PASS
				Peak	2483.500	-38.4	≤-21.20	PASS
				Peak	2488.960	-37.46	≤-21.20	PASS
				Peak	2500.000	-40.46	≤-21.20	PASS

Note：

1. The Antenna Gain is compensated in the graph with 2dBi and Antenna Gain which is Higher.
2. The limit in dBm for average detector is conversion from 54dBuV/m, according to 15.209(a). The limit in dBm for peak detector is 20dB above the limit of average detector in dBm.

Test Graphs

DH5_Ant1_Low_2402_AV

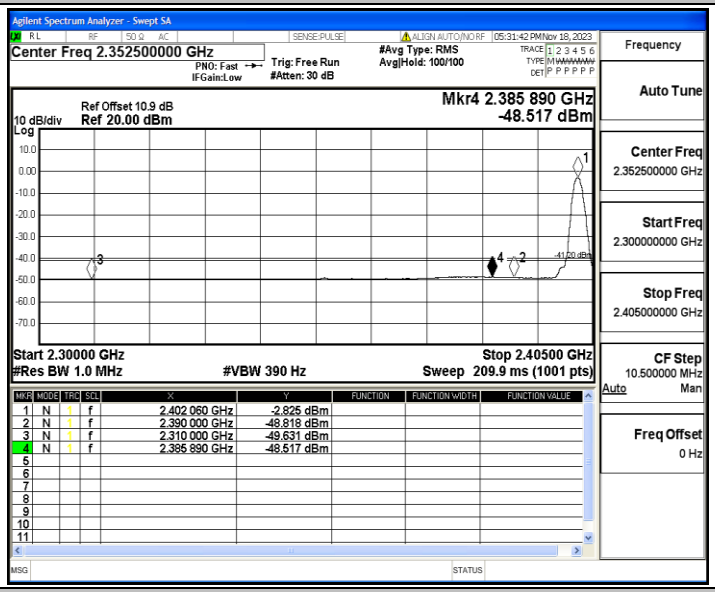

DH5_Ant1_Low_2402_Peak

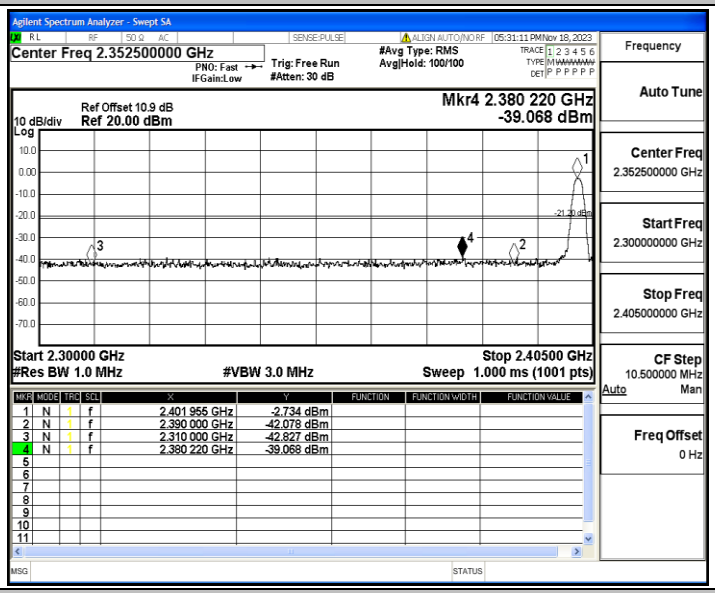

DH5_Ant1_High_2480_AV

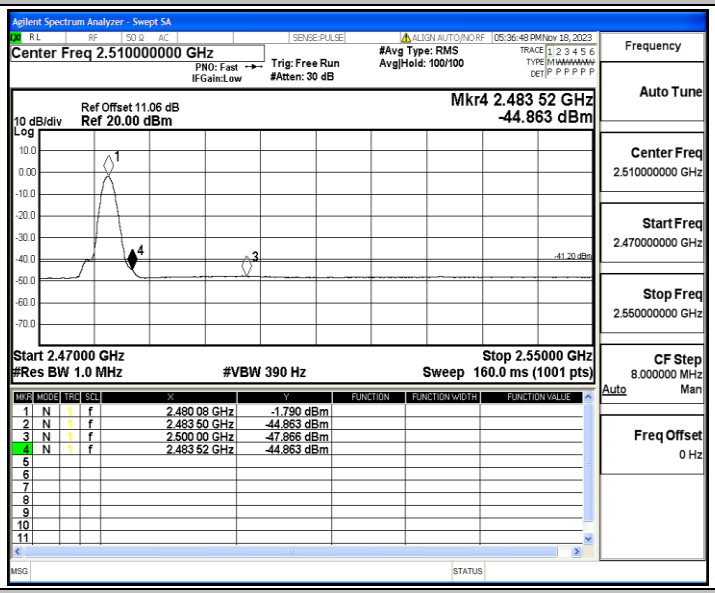

DH5_Ant1_High_2480_Peak

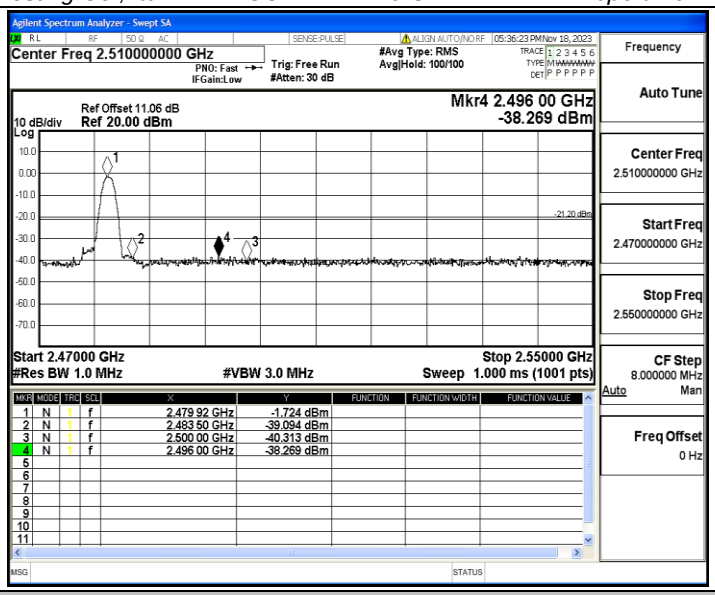

2DH5_Ant1_Low_2402_AV

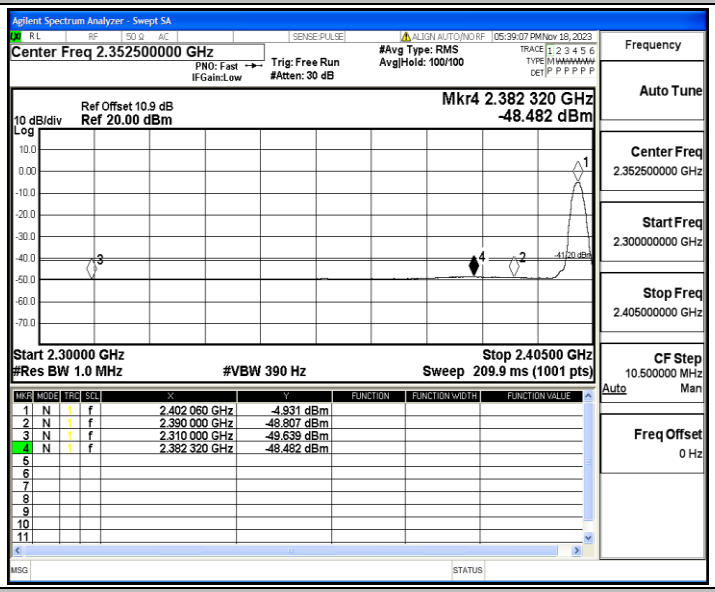

2DH5_Ant1_Low_2402_Peak

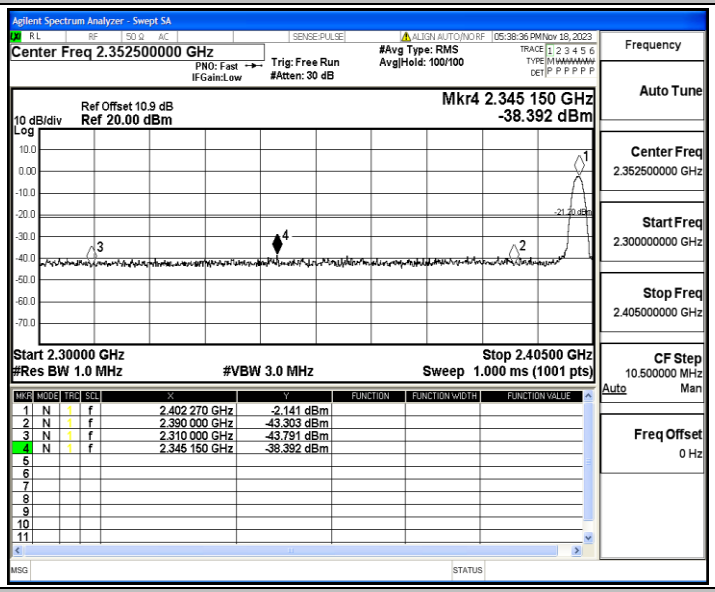

2DH5_Ant1_High_2480_AV

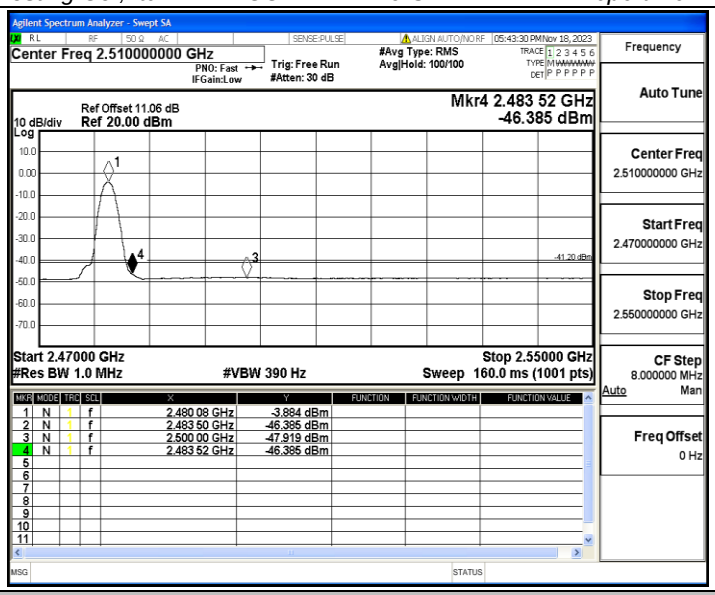
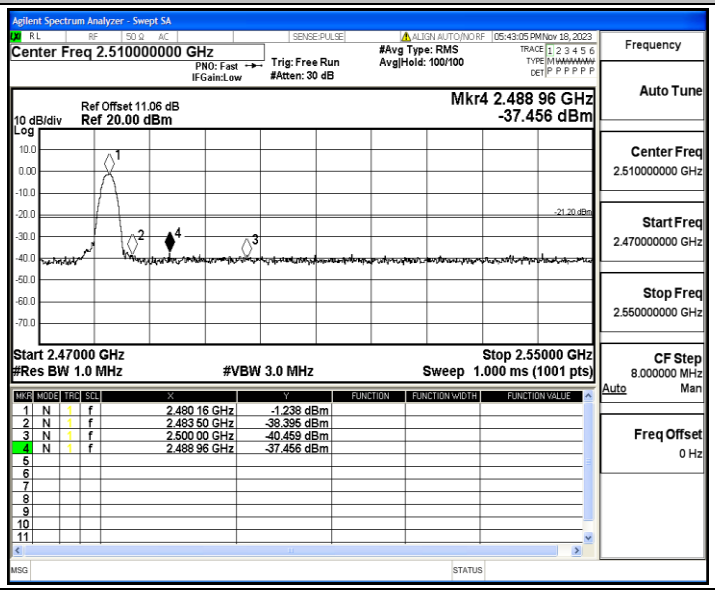
2DH5_Ant1_High_2480_Peak