Appendix Report

Project No.:	CISR250527100A
Test Engineer:	James Wang
Supervised by:	Rory Huang

1) Duty Cycle

Test Result

Mode	Channel	On Time (ms)	Period (ms)	Duty Cycle (%)	Duty Cycle (linear)	Duty Cycle Factor (dB)	1/T
BLE 1M	0	2.134	2.500	85.37	0.8537	0.6869	0.4686
	19	2.133	2.499	85.37	0.8537	0.6869	0.4688
	39	2.133	2.499	85.37	0.8537	0.6869	0.4688

Test Graphs

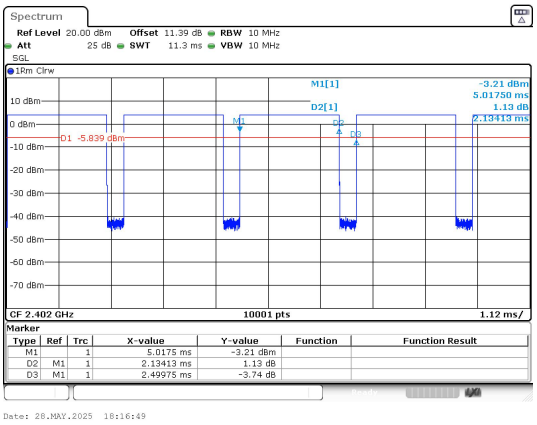

BLE 1M_Channel 0

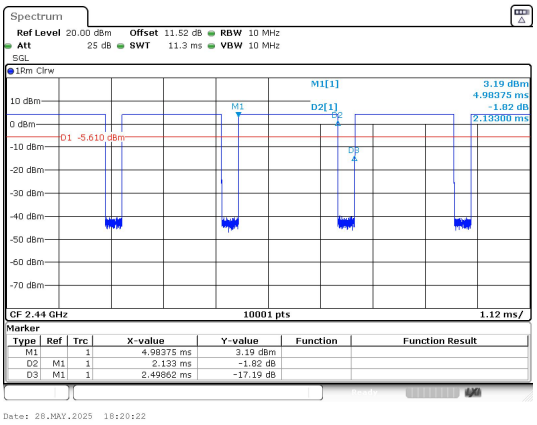

BLE 1M_Channel 19

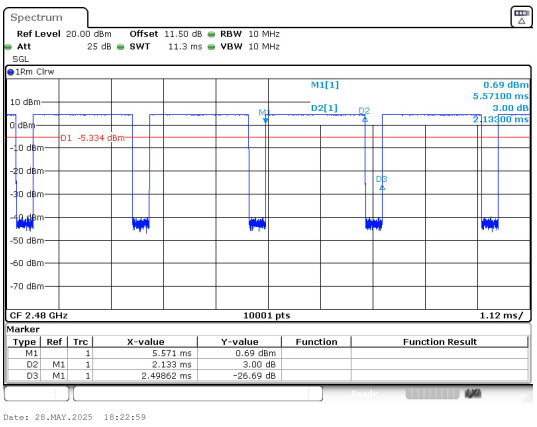

BLE 1M_Channel 39

2) Power Spectral Density

Test Result

Mode	Channel	PSD (dBm/3kHz)	Limit (dBm/3kHz)	Result
BLE 1M	0	-18.110	≤8	PASS
BLE 1M	19	-17.630	≤8	PASS
BLE 1M	39	-17.390	≤8	PASS

Test Graphs

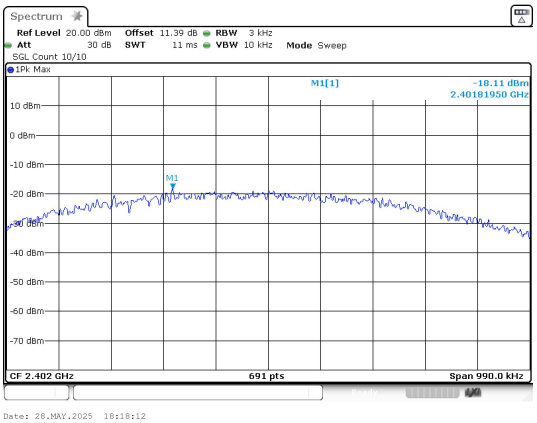

BLE 1M_Channel 0

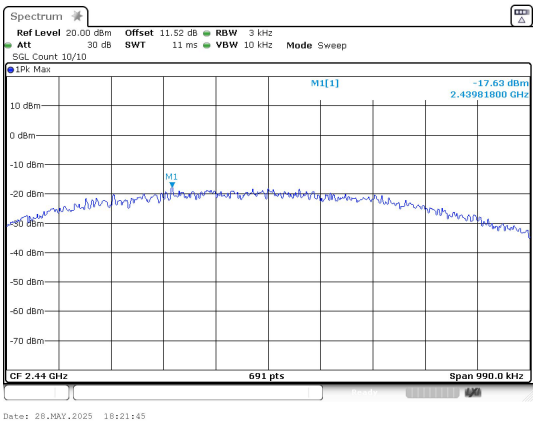

BLE 1M_Channel 19

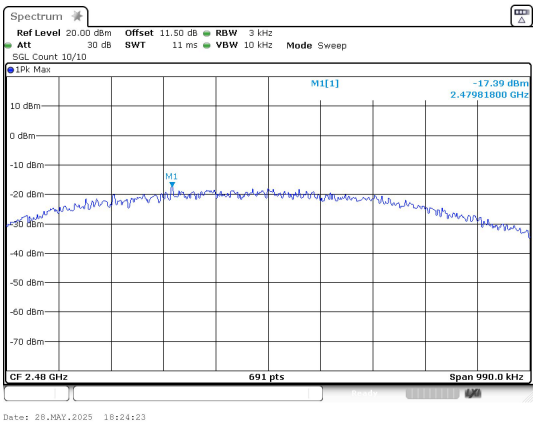

BLE 1M_Channel 39

3) 6dB Bandwidth

Test Result

Mode	Channel	Center Frequency (MHz)	6 dB Bandwidth (MHz)	Limit (MHz)	Result
BLE 1M	0	2402	0.6600	≥0.5	PASS
	19	2440	0.6600		PASS
	39	2480	0.6600		PASS

Test Graphs

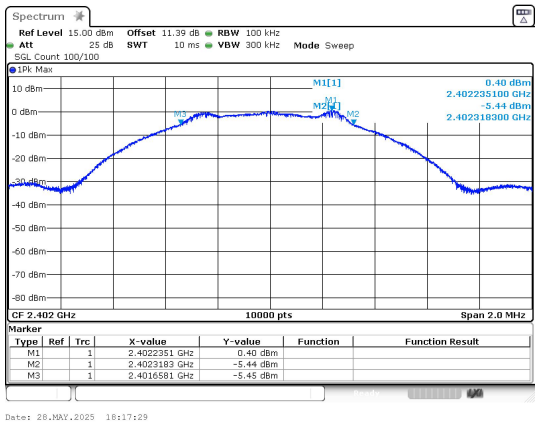

BLE 1M_Channel 0

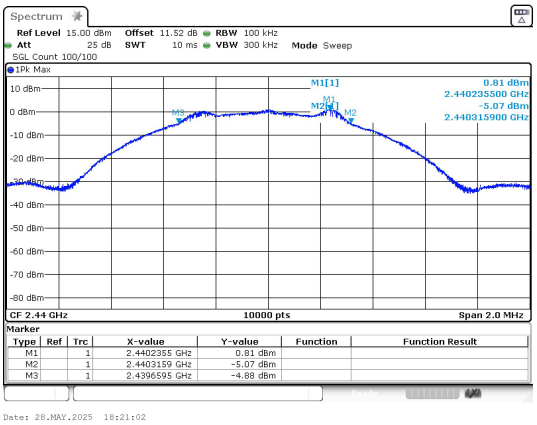

BLE 1M_Channel 19

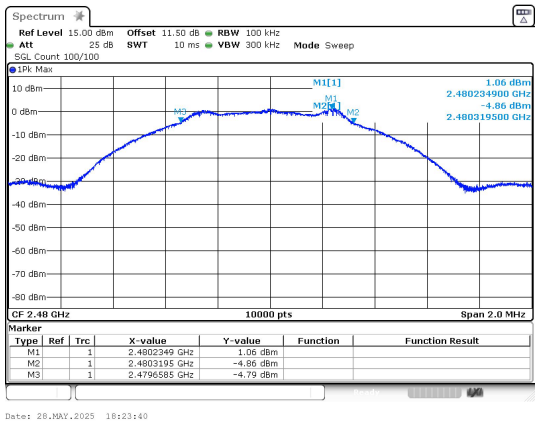

BLE 1M_Channel 39

4) Conducted Output Power

Test Result

Mode	Channel	Peak Output Power (dBm)	Peak Output Power (mW)	Limit (dBm)	Result
BLE 1M	0	3.98	2.5	≤30	PASS
	19	4.45	2.79	≤30	PASS
	39	4.74	2.98	≤30	PASS

Test Graphs

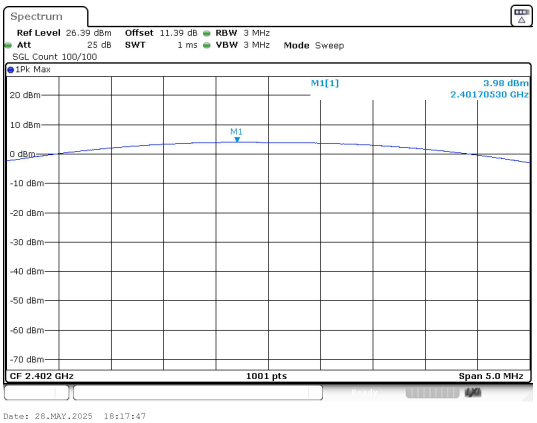

Peak Output Power
BLE 1M_Channel 0

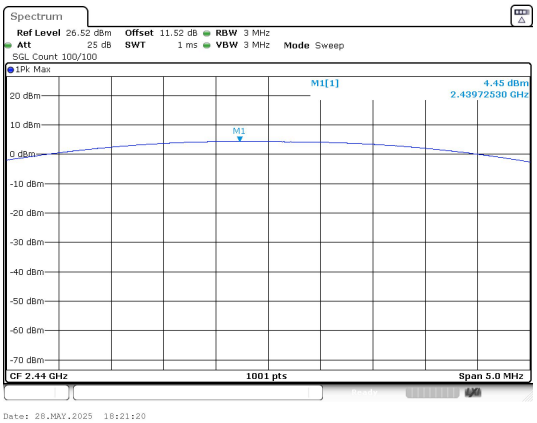

Peak Output Power
BLE 1M_Channel 19

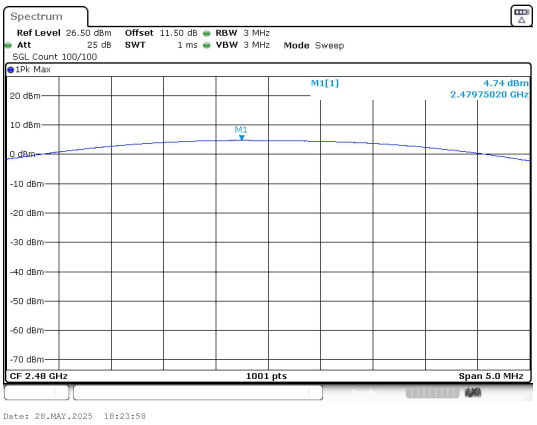

Peak Output Power
BLE 1M_Channel 39

5) Conducted Out Of Band Emission

Test Result

Mode	Channel	OOB Emission Frequency (MHz)	OOB Emission Level (dBm)	Limit (dBm)	Over Limit (dB)	Result
BLE 1M	0	2399.00	-41.001	-19.75	-21.251	PASS
		2400.00	-47.410	-19.75	-27.660	PASS
		9602.20	-47.486	-19.75	-27.736	PASS
	19	9753.73	-47.765	-19.18	-28.585	PASS
	39	2483.50	-43.250	-18.92	-24.330	PASS
		9914.37	-47.529	-18.92	-28.609	PASS

Test Graphs

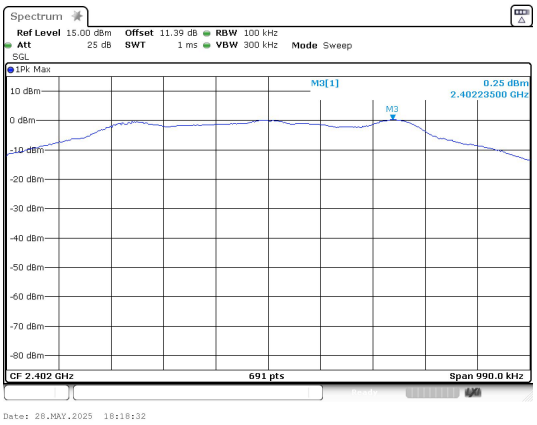

In-Band Reference Level

BLE 1M_Channel 0

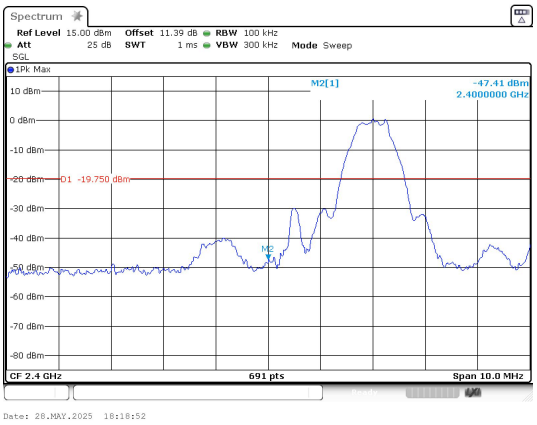

Out Of Band Emission

BLE 1M_Channel 0

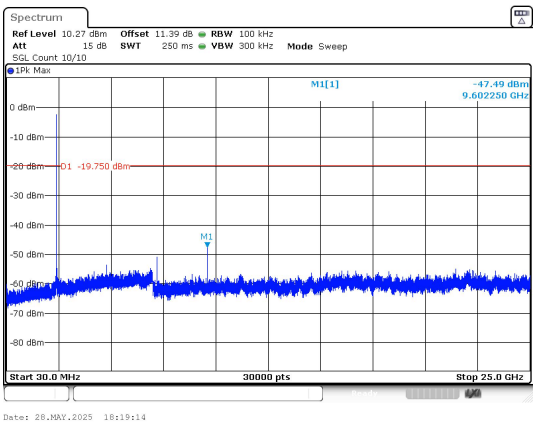

30.0 MHz - 25000.0 MHz

BLE 1M_Channel 0

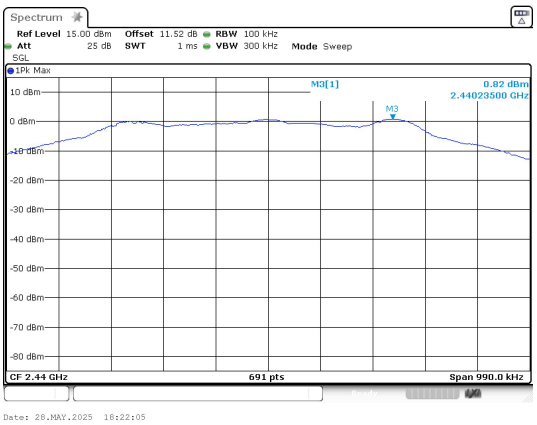

In-Band Reference Level

BLE 1M_Channel 19

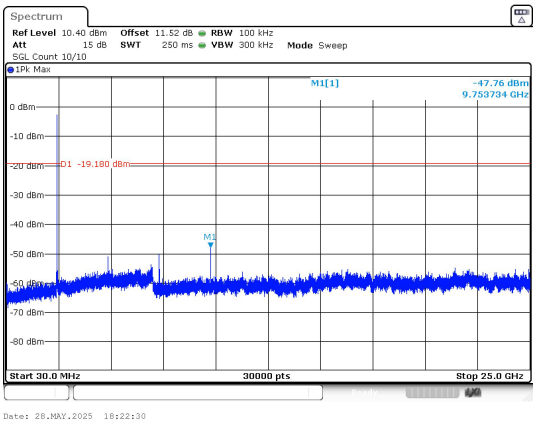

30.0 MHz - 25000.0 MHz

BLE 1M_Channel 19

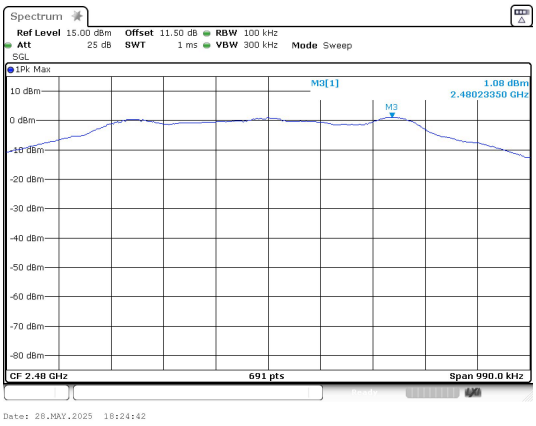

In-Band Reference Level

BLE 1M_Channel 39

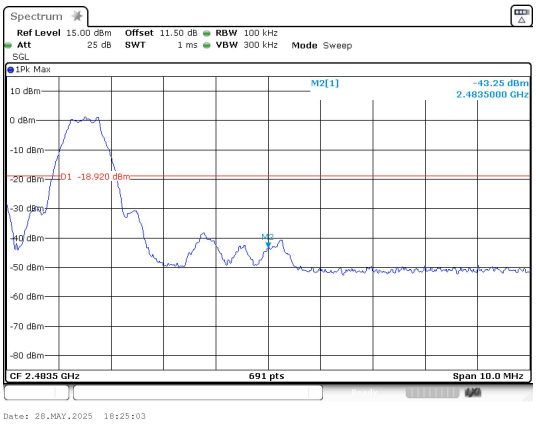

Out Of Band Emission

BLE 1M_Channel 39

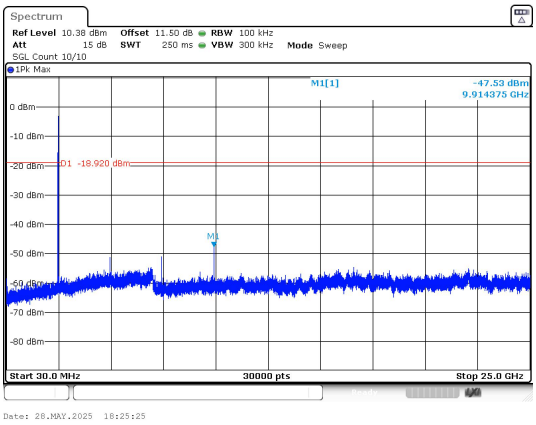

30.0 MHz - 25000.0 MHz

BLE 1M_Channel 39

------End of the report-----