Appendix A

RF Test Data for 2.4GWIFI (Conducted Measurement)

Product Name: smart switch

Test Model: YMU-CPW-02

Environmental Conditions

Temperature:	23.8°C
Relative Humidity:	52.3%
ATM Pressure:	100.0 kPa
Test Engineer:	Paddi Chen
Supervised by:	Nick Peng

A.1 DTS Bandwidth

Test Result

TestMode	Antenna	Freq(MHz)	DTS BW [MHz]	FL[MHz]	FH[MHz]	Limit[MHz]	Verdict
11B	Ant1	2412	9.560	2407.440	2417.000	0.5	PASS
		2437	10.040	2431.960	2442.000	0.5	PASS
		2462	9.040	2457.480	2466.520	0.5	PASS
11G	Ant1	2412	16.360	2403.800	2420.160	0.5	PASS
		2437	16.360	2428.800	2445.160	0.5	PASS
		2462	16.320	2453.840	2470.160	0.5	PASS
11N20SISO	Ant1	2412	17.560	2403.200	2420.760	0.5	PASS
		2437	17.600	2428.200	2445.800	0.5	PASS
		2462	17.600	2453.200	2470.800	0.5	PASS
11N40SISO	Ant1	2422	36.000	2404.080	2440.080	0.5	PASS
		2437	36.080	2419.080	2455.160	0.5	PASS
		2452	36.000	2434.080	2470.080	0.5	PASS

Test Graphs

11B_Ant1_2412

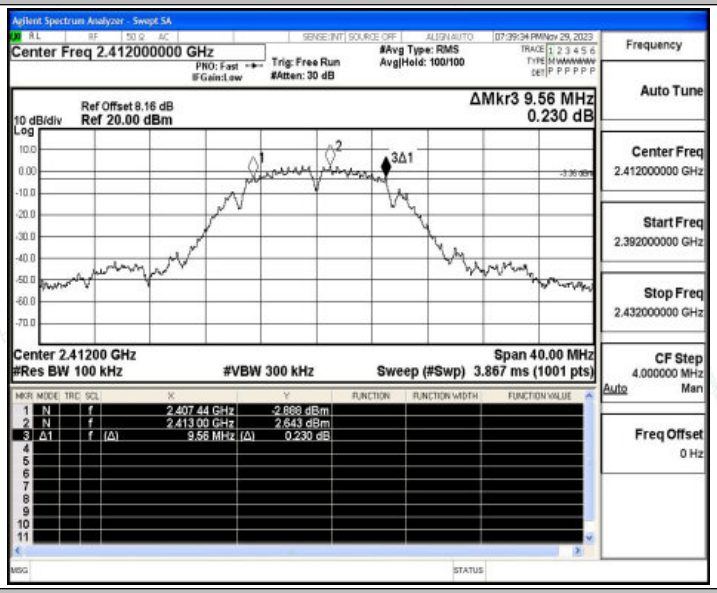

11B_Ant1_2437

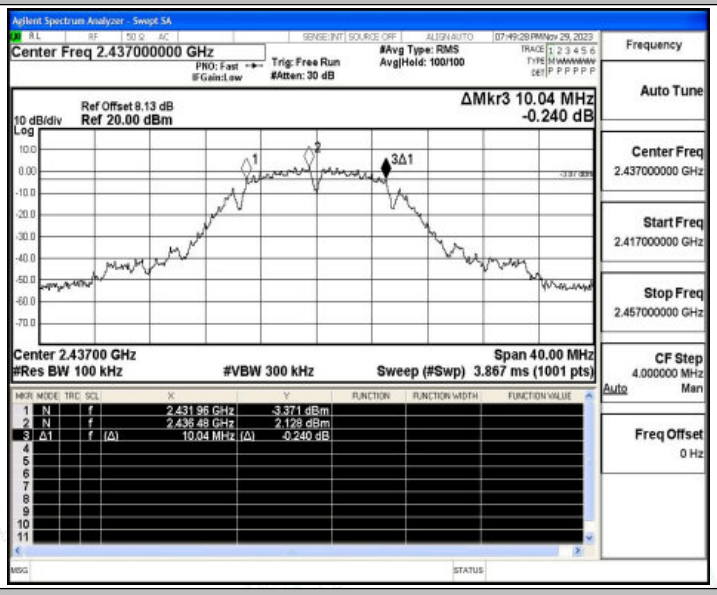

11B_Ant1_2462

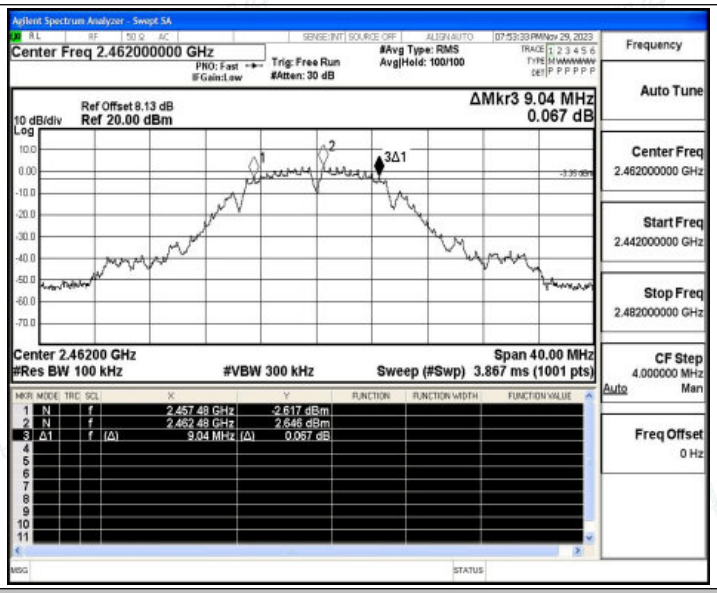

11G_Ant1_2412

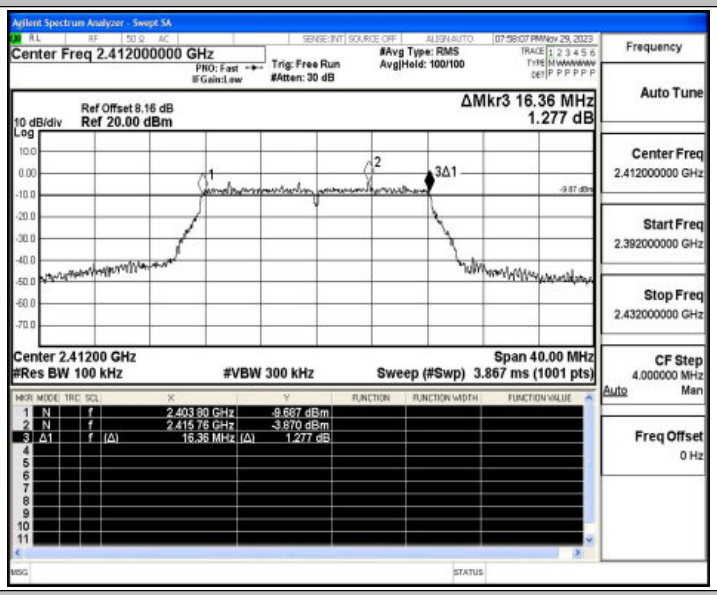

11G_Ant1_2437

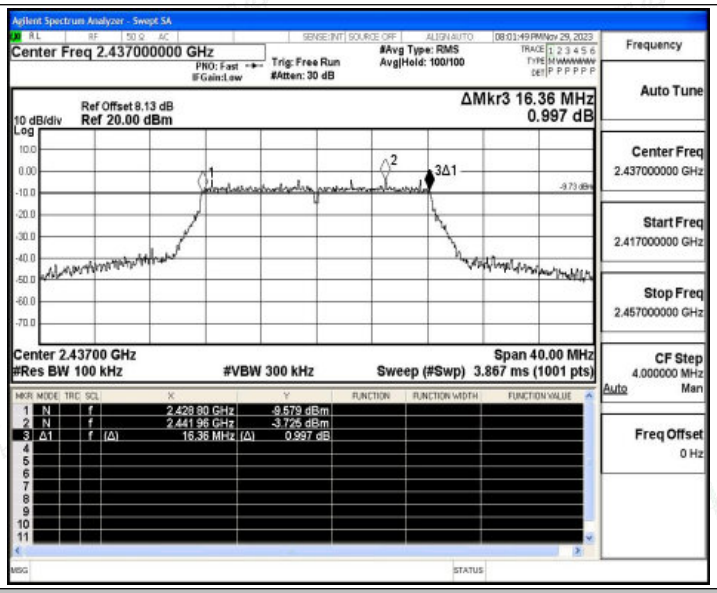

11G_Ant1_2462

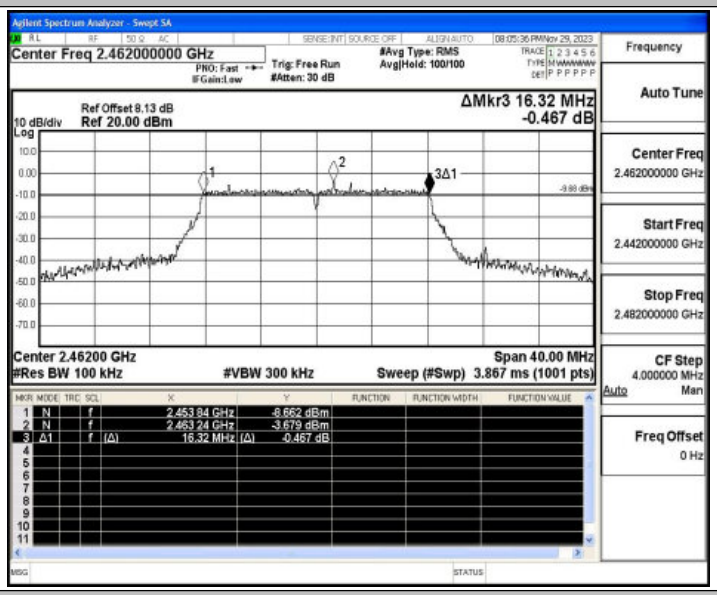

11N20SISO_Ant1_2412

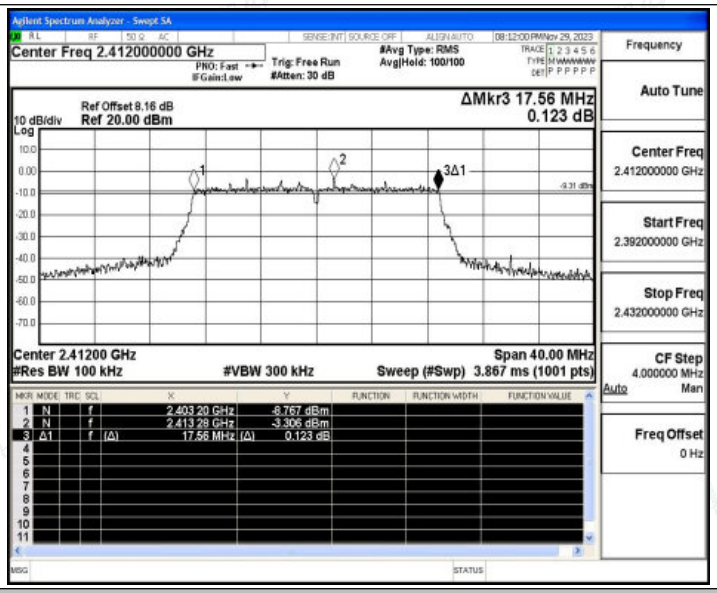

11N20SISO_Ant1_2437

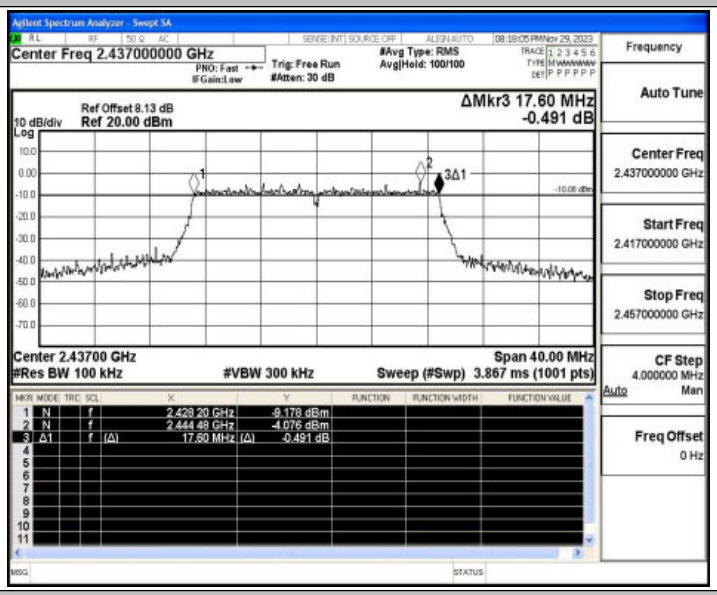

11N20SISO_Ant1_2462

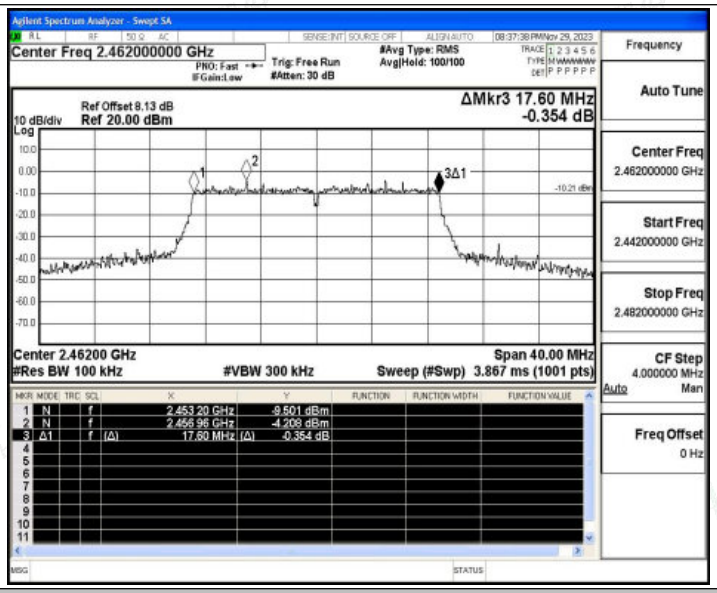

11N40SISO_Ant1_2422

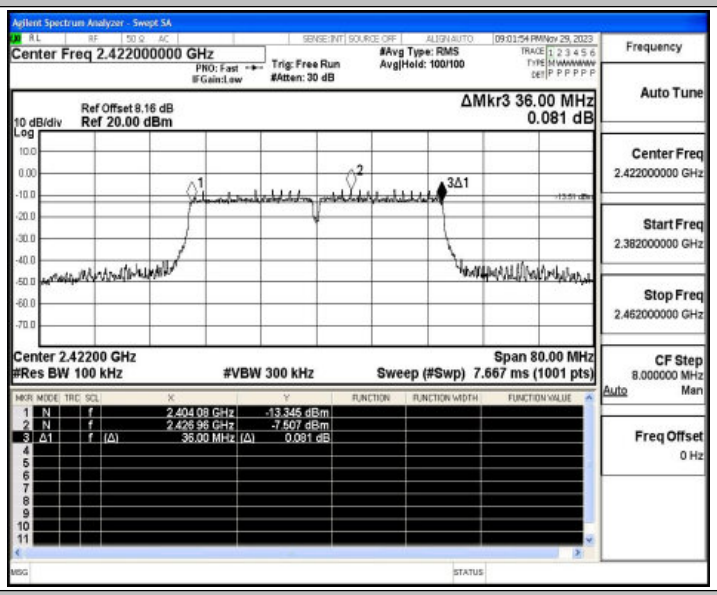

11N40SISO_Ant1_2437

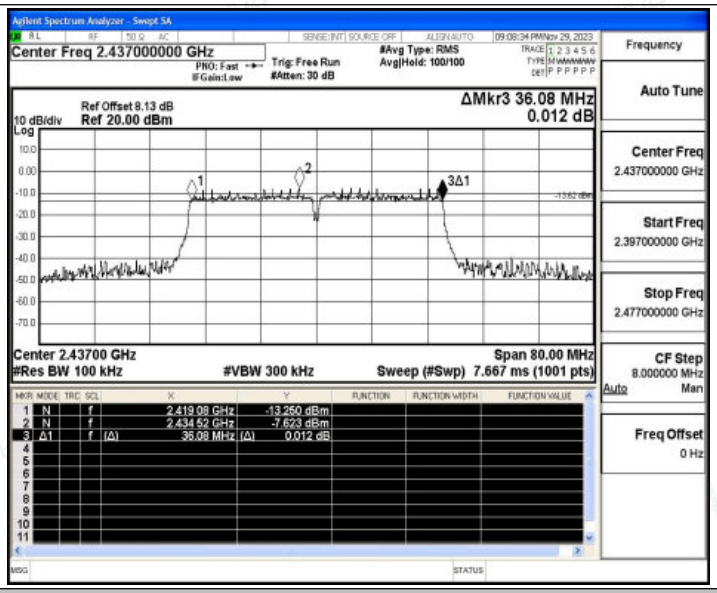

11N40SISO_Ant1_2452

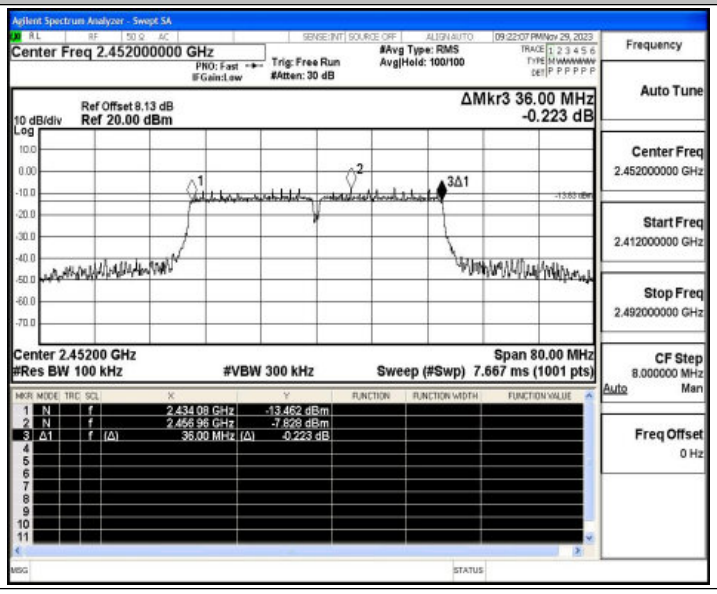

A.2 Maximum Peak Conducted Output Power

Test Result Peak

TestMode	Antenna	Freq(MHz)	Peak Power[dBm]	Conducted Limit[dBm]	Verdict
11B	Ant1	2412	14.96	≤30.00	PASS
		2437	14.63	≤30.00	PASS
		2462	14.34	≤30.00	PASS
11G	Ant1	2412	14.26	≤30.00	PASS
		2437	14.02	≤30.00	PASS
		2462	13.52	≤30.00	PASS
11N20SISO	Ant1	2412	14.21	≤30.00	PASS
		2437	13.87	≤30.00	PASS
		2462	13.64	≤30.00	PASS
11N40SISO	Ant1	2422	13.17	≤30.00	PASS
		2437	13.07	≤30.00	PASS
		2452	12.88	≤30.00	PASS

A.3 Maximum power spectral density

Test Result

TestMode	Antenna	Freq(MHz)	Result [dBm/3-100kHz]	Limit [dBm/3kHz]	Verdict
11B	Ant1	2412	-10.57	≤8.00	PASS
		2437	-11.44	≤8.00	PASS
		2462	-11.8	≤8.00	PASS
11G	Ant1	2412	-17.19	≤8.00	PASS
		2437	-17.59	≤8.00	PASS
		2462	-17.81	≤8.00	PASS
11N20SISO	Ant1	2412	-17	≤8.00	PASS
		2437	-18.42	≤8.00	PASS
		2462	-18.09	≤8.00	PASS
11N40SISO	Ant1	2422	-21.88	≤8.00	PASS
		2437	-20.91	≤8.00	PASS
		2452	-21.18	≤8.00	PASS

Test Graphs

11B_Ant1_2412

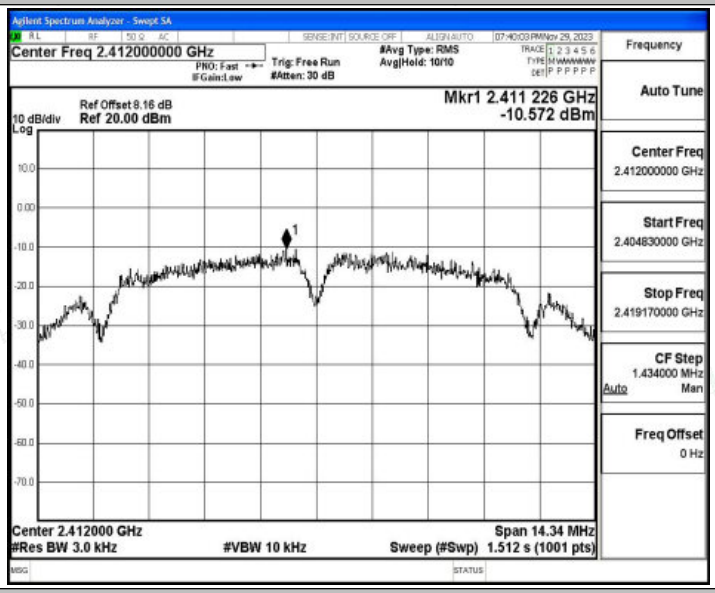

11B_Ant1_2437

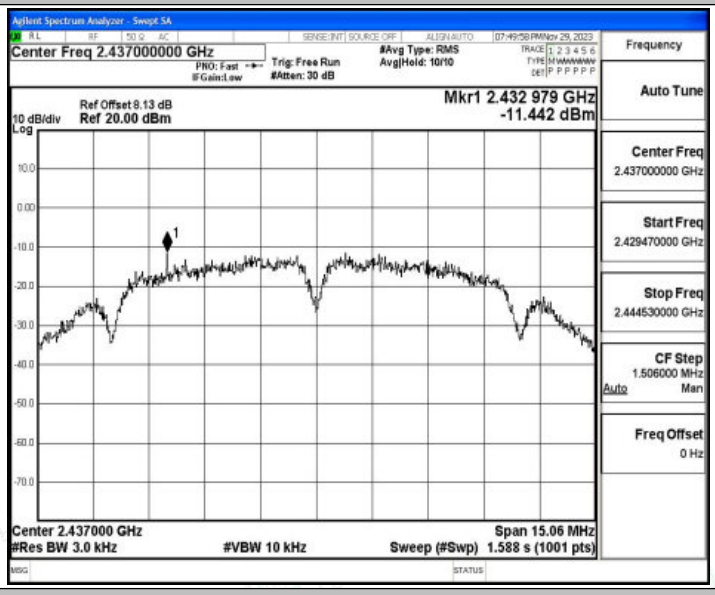

11B_Ant1_2462

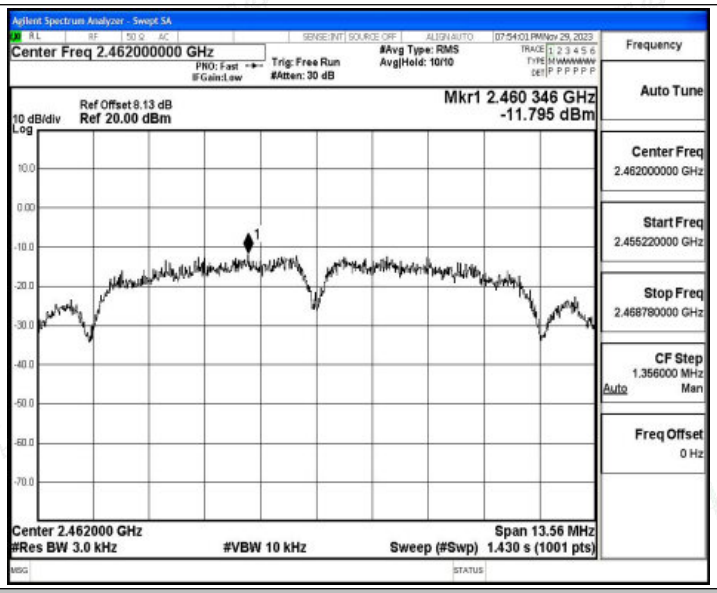

11G_Ant1_2412

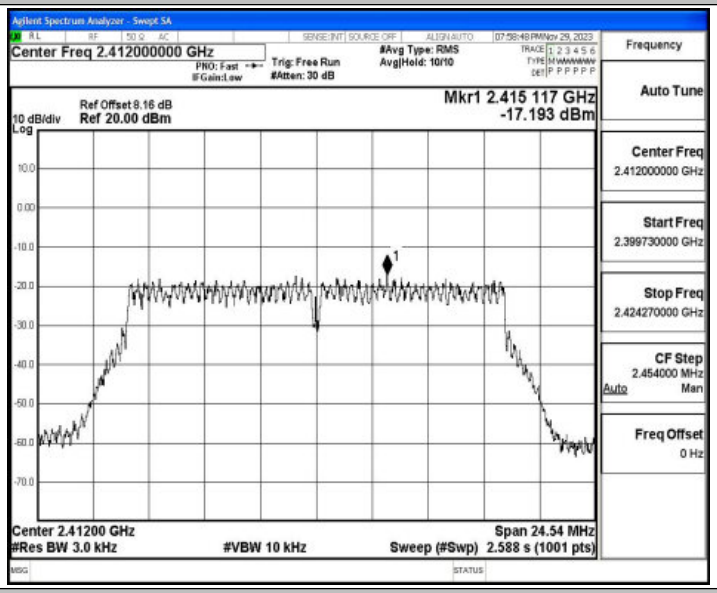

11G_Ant1_2437

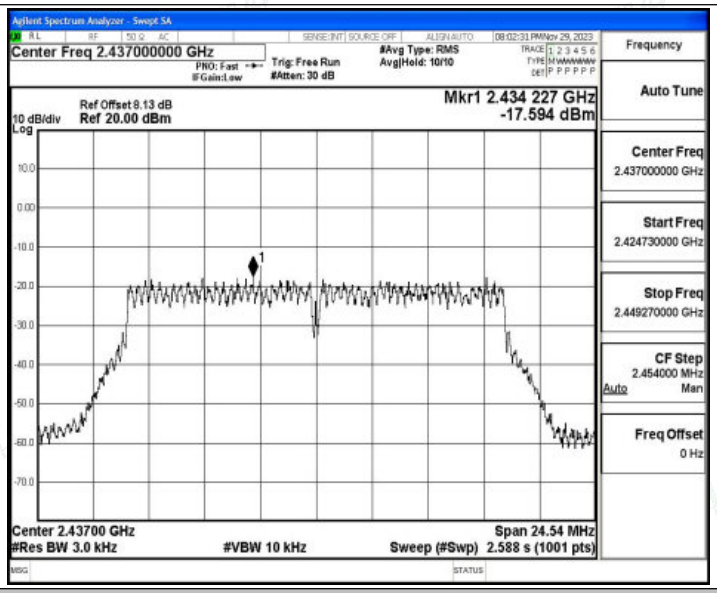

11G_Ant1_2462

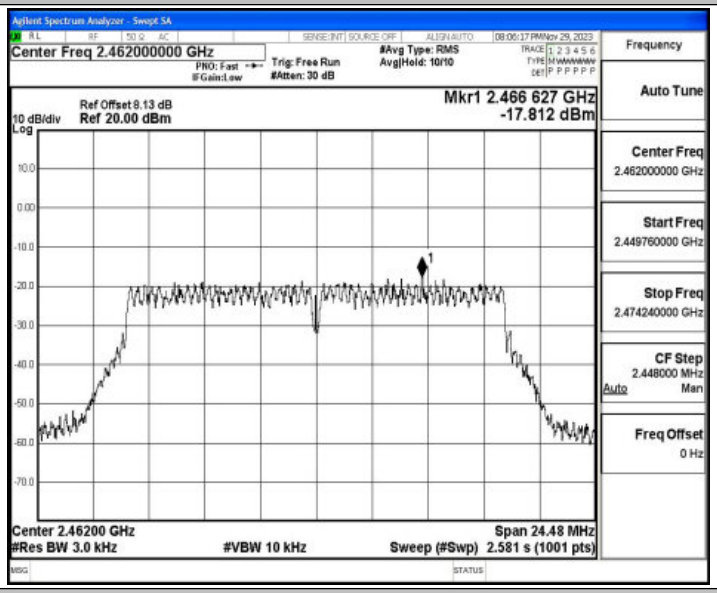

11N20SISO_Ant1_2412

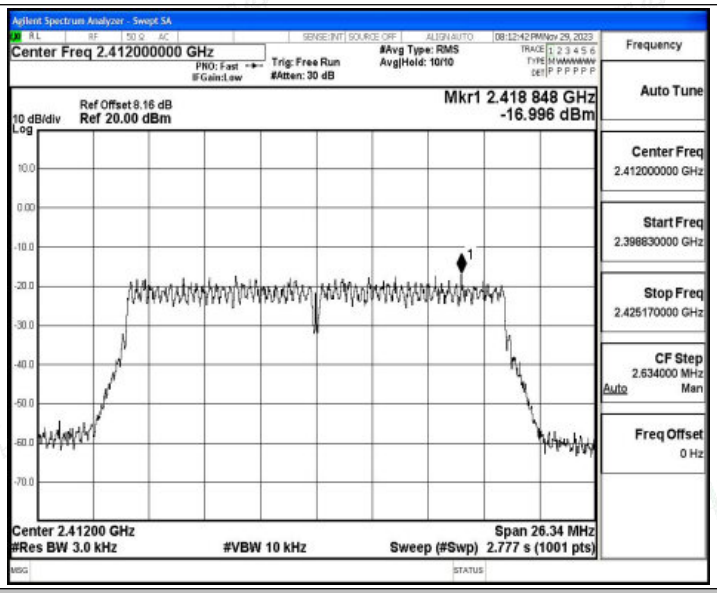

11N20SISO_Ant1_2437

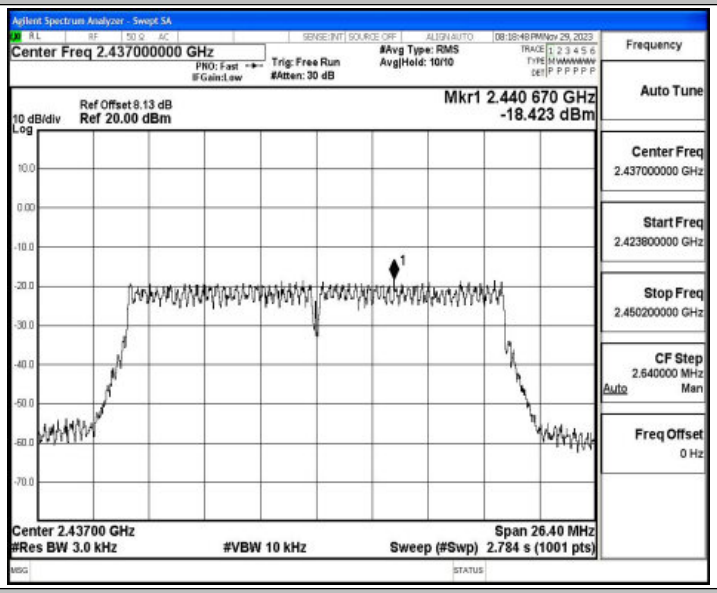

11N20SISO_Ant1_2462

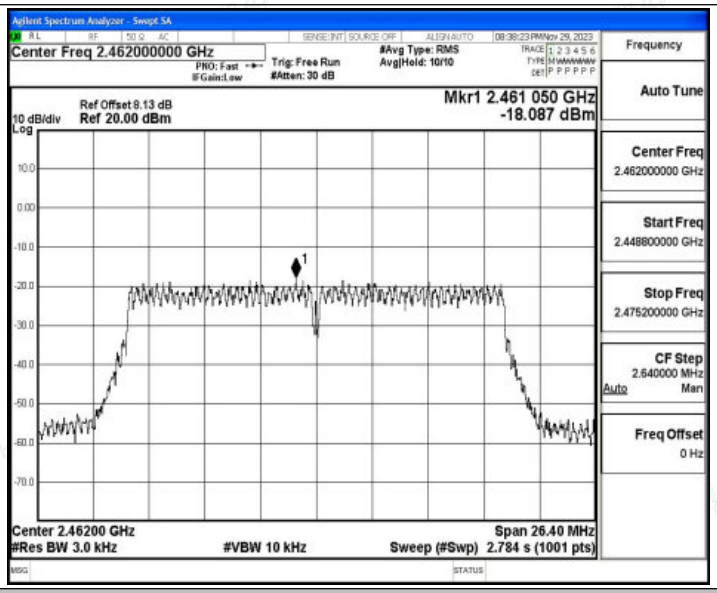

11N40SISO_Ant1_2422

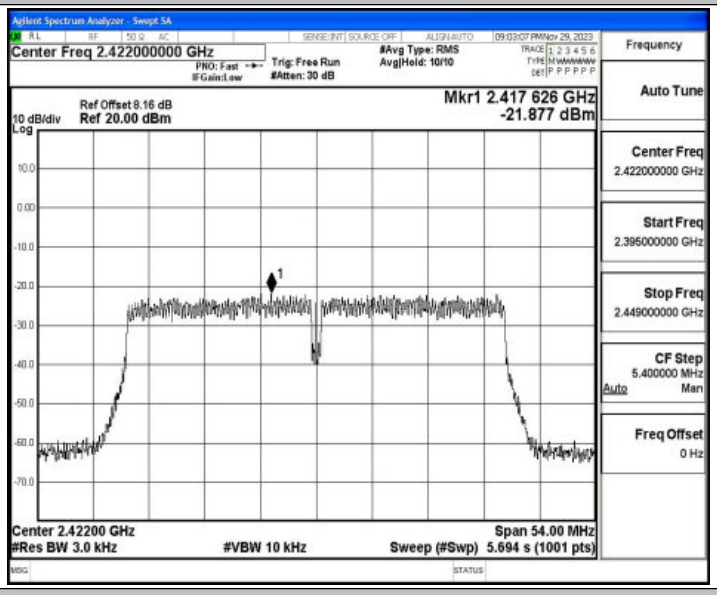

11N40SISO_Ant1_2437

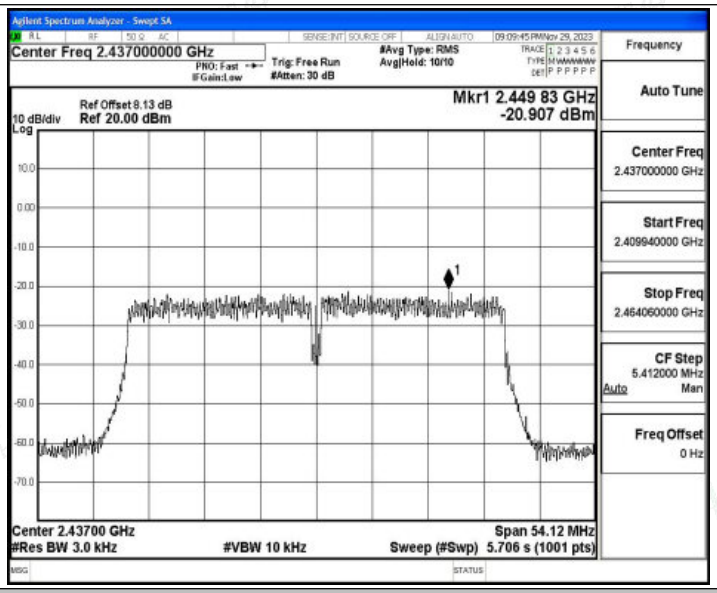

11N40SISO_Ant1_2452

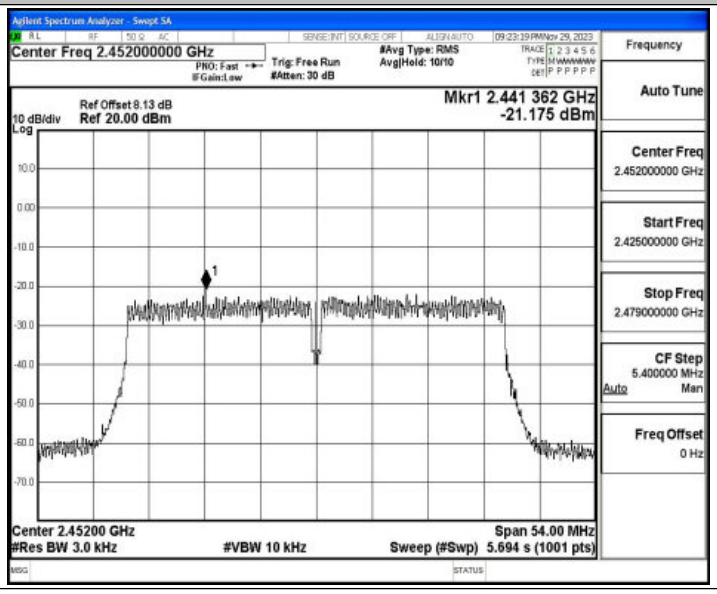

A.4 Band edge measurements

Test Result

TestMode	Antenna	ChName	Freq(MHz)	RefLevel[dBm]	Result[dBm]	Limit[dBm]	Verdict
11B	Ant1	Low	2412	3.37	-42.22	≤-16.63	PASS
		High	2462	2.23	-49.15	≤-17.77	PASS
11G	Ant1	Low	2412	-3.59	-41.14	≤-23.59	PASS
		High	2462	-4.38	-48.25	≤-24.38	PASS
11N20SISO	Ant1	Low	2412	-3.39	-40.12	≤-23.39	PASS
		High	2462	-3.89	-44.9	≤-23.89	PASS
11N40SISO	Ant1	Low	2422	-7.52	-40.69	≤-27.52	PASS
		High	2452	-7.65	-40.86	≤-27.65	PASS

Test Graphs

11B_Ant1_Low_2412

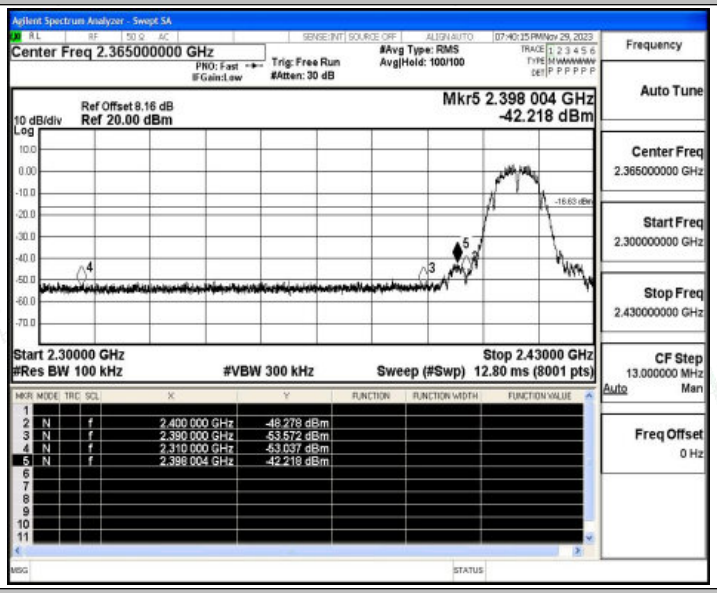

11B_Ant1_High_2462

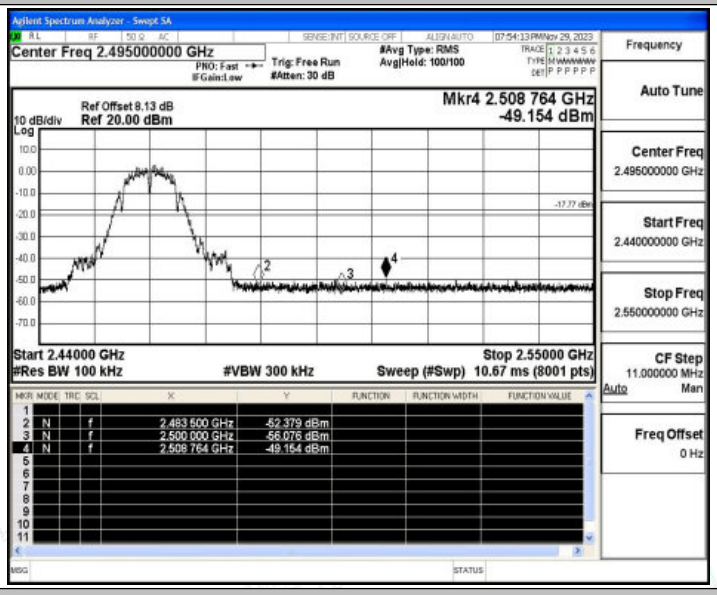

11G_Ant1_Low_2412

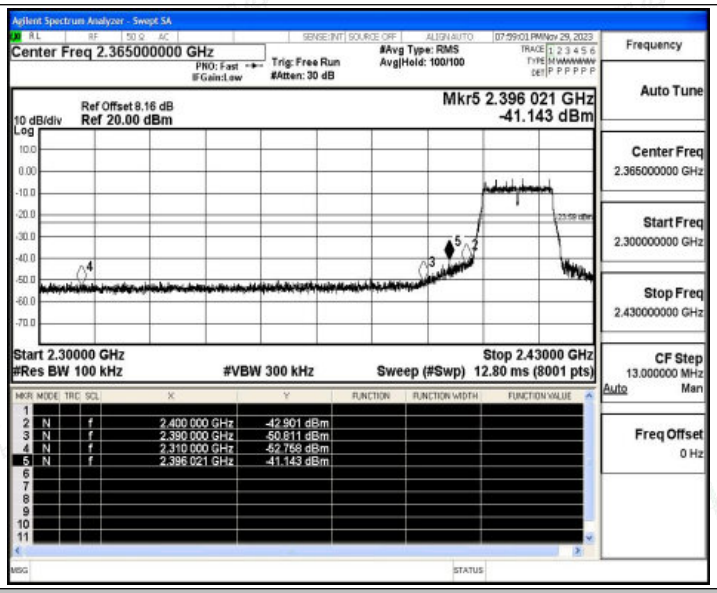

11G_Ant1_High_2462

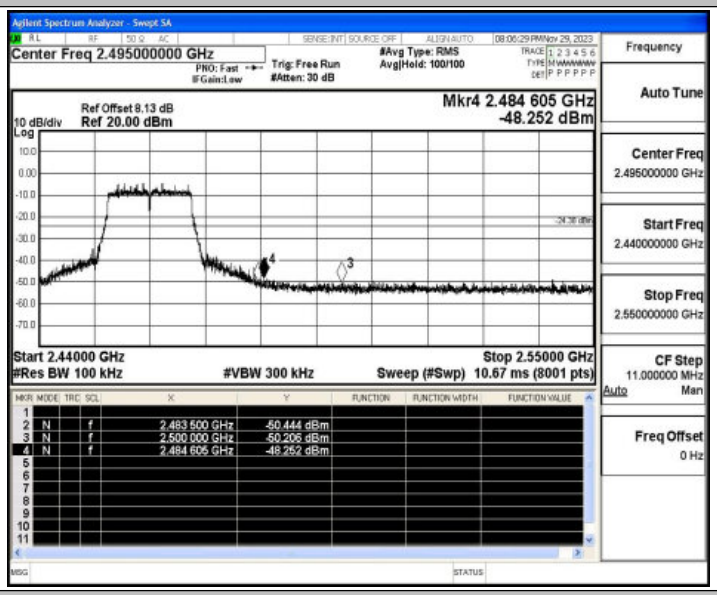

11N20SISO_Ant1_Low_2412

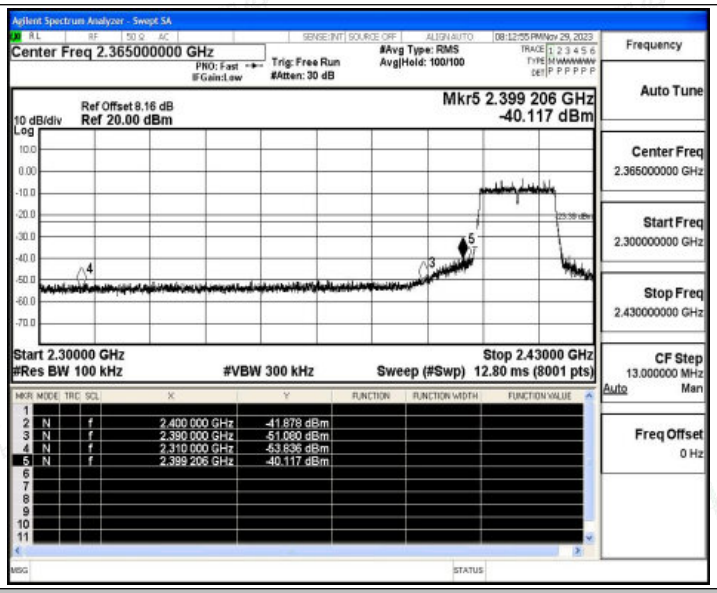

11N20SISO_Ant1_High_2462

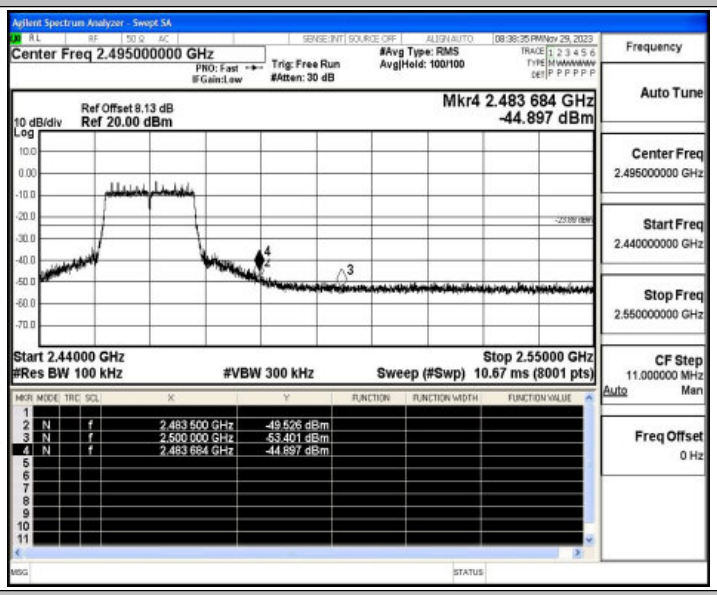

11N40SISO_Ant1_Low_2422

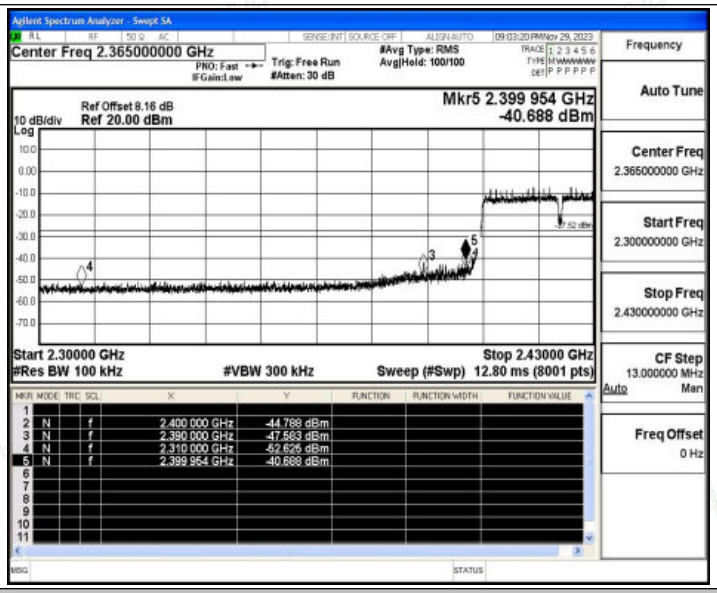

11N40SISO_Ant1_High_2452

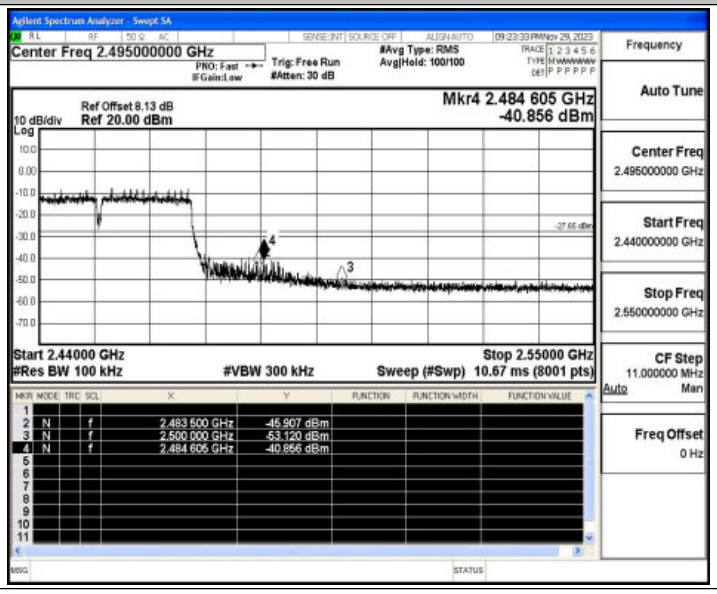

A.5 Conducted Spurious Emission

Test Result

TestMode	Antenna	Freq(MHz)	FreqRange [Mhz]	RefLevel [dBm]	Result [dBm]	Limit [dBm]	Verdict
11B	Ant1	2412	30~1000	3.37	-61.35	≤-16.63	PASS
			1000~26500	3.37	-48.96	≤-16.63	PASS
		2437	30~1000	2.54	-61.82	≤-17.46	PASS
			1000~26500	2.54	-49.07	≤-17.46	PASS
		2462	30~1000	2.23	-61.62	≤-17.77	PASS
			1000~26500	2.23	-49.02	≤-17.77	PASS
11G	Ant1	2412	30~1000	-3.59	-61.38	≤-23.59	PASS
			1000~26500	-3.59	-46.24	≤-23.59	PASS
		2437	30~1000	-3.39	-61.6	≤-23.39	PASS
			1000~26500	-3.39	-48.42	≤-23.39	PASS
		2462	30~1000	-4.38	-61.96	≤-24.38	PASS
			1000~26500	-4.38	-48.97	≤-24.38	PASS
11N20SISO	Ant1	2412	30~1000	-3.39	-61.01	≤-23.39	PASS
			1000~26500	-3.39	-49.32	≤-23.39	PASS
		2437	30~1000	-3.45	-62.08	≤-23.45	PASS
			1000~26500	-3.45	-48.88	≤-23.45	PASS
		2462	30~1000	-3.89	-61.72	≤-23.89	PASS
			1000~26500	-3.89	-49.01	≤-23.89	PASS
11N40SISO	Ant1	2422	30~1000	-7.52	-60.23	≤-27.52	PASS
			1000~26500	-7.52	-48.91	≤-27.52	PASS
		2437	30~1000	-7.64	-61.69	≤-27.64	PASS
			1000~26500	-7.64	-48.77	≤-27.64	PASS
		2452	30~1000	-7.65	-61.83	≤-27.65	PASS
			1000~26500	-7.65	-48.78	≤-27.65	PASS

Test Graphs

11B_Ant1_2412_30~1000

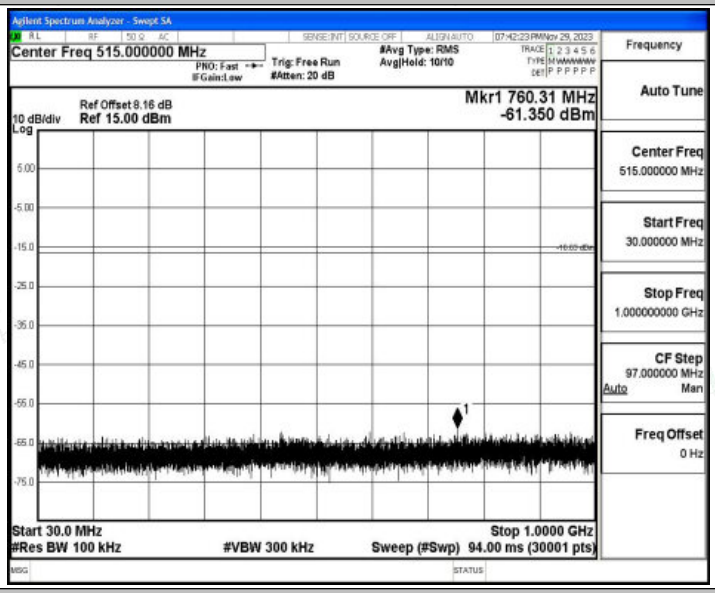

11B_Ant1_2412_1000~26500

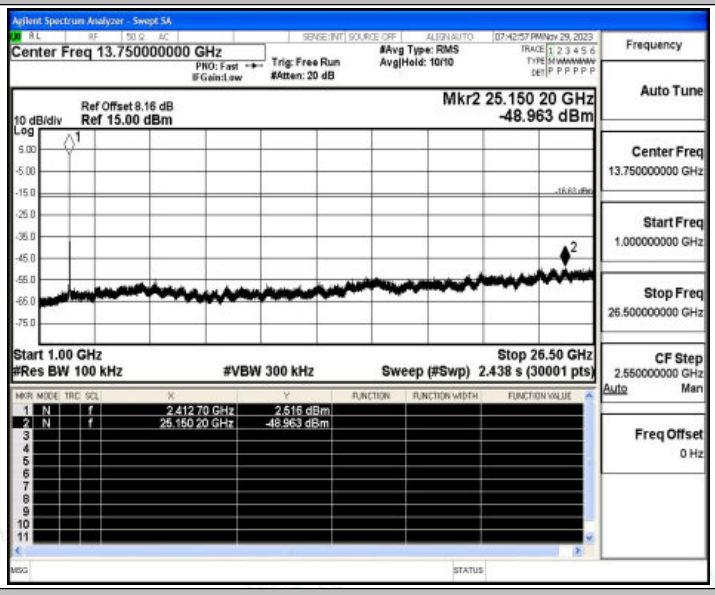

11B_Ant1_2437_30~1000

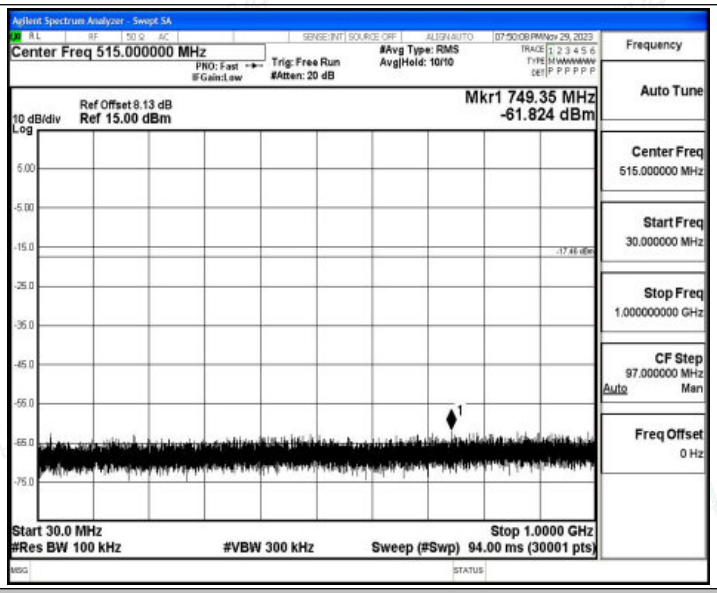

11B_Ant1_2437_1000~26500

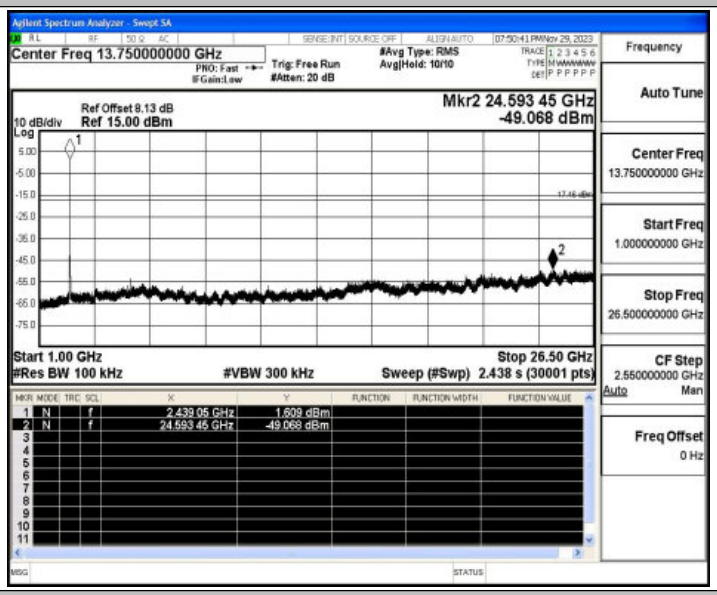

11B_Ant1_2462_30~1000

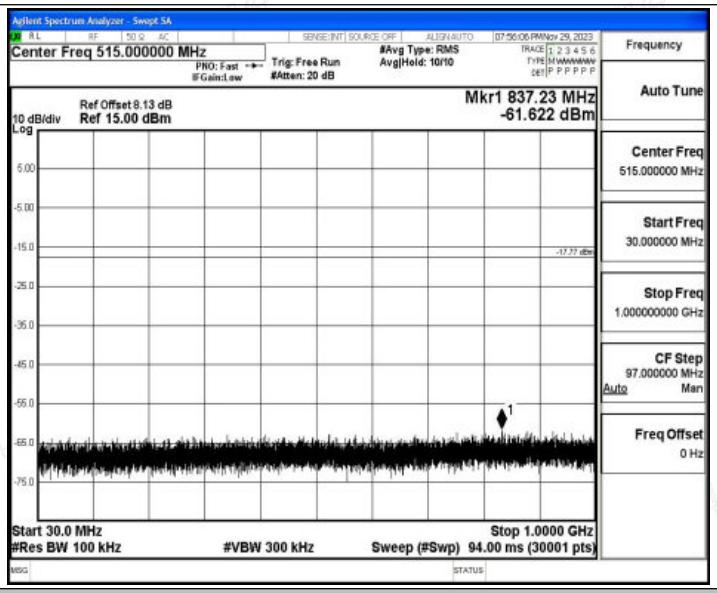

11B_Ant1_2462_1000~26500

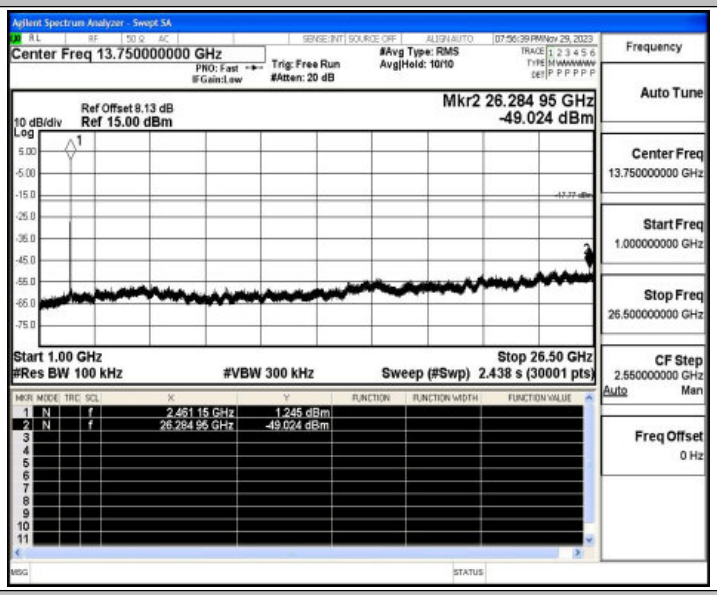

11G_Ant1_2412_30~1000

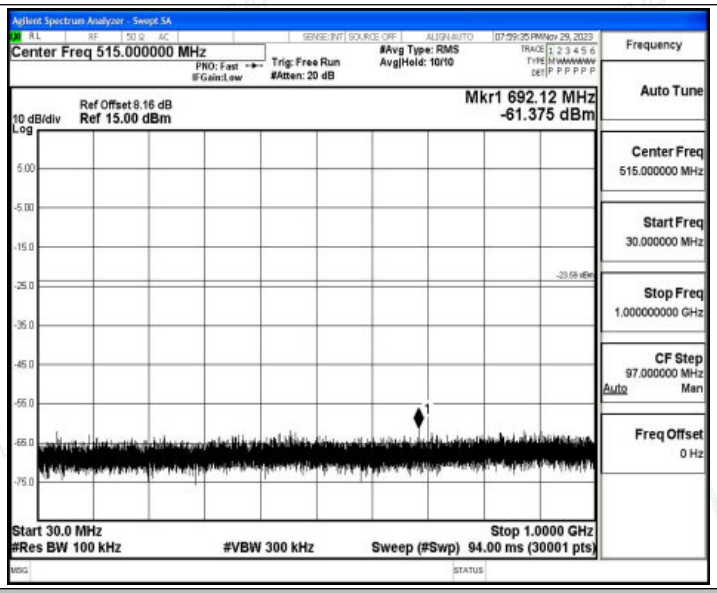

11G_Ant1_2412_1000~26500

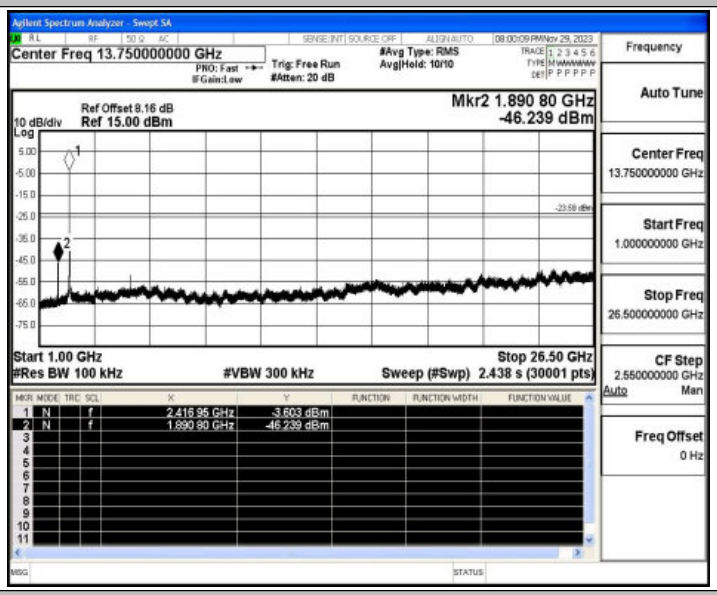

11G_Ant1_2437_30~1000

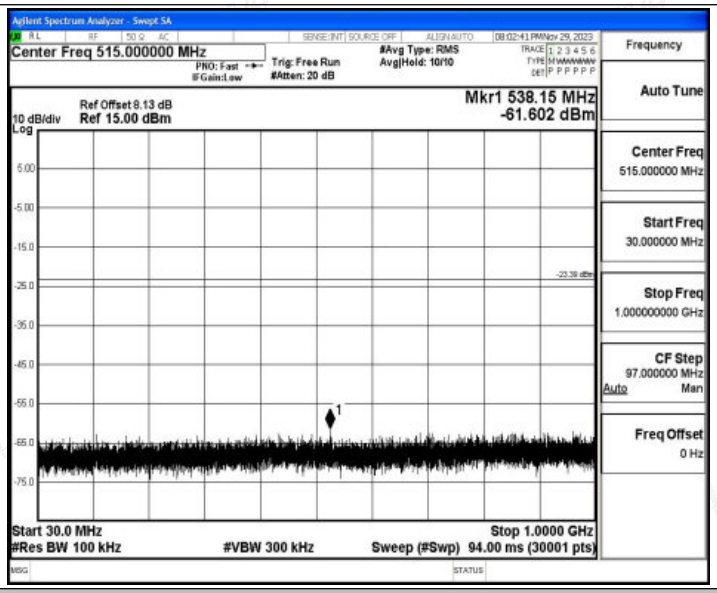

11G_Ant1_2437_1000~26500

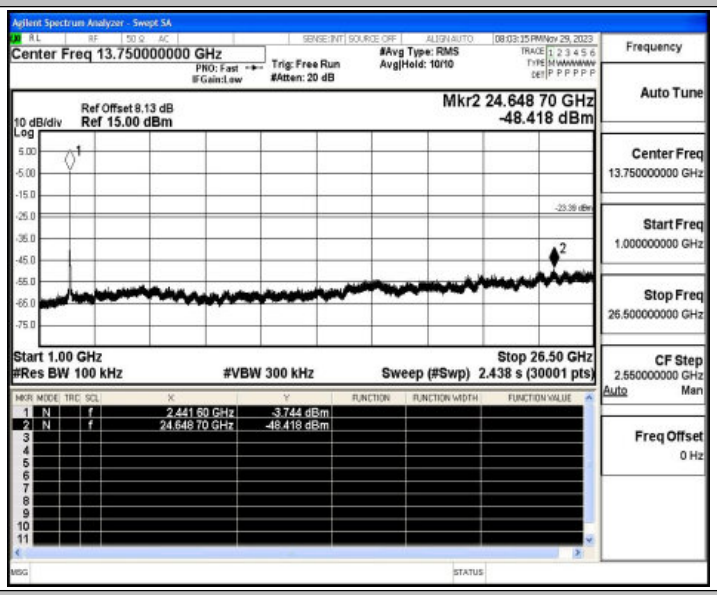

11G_Ant1_2462_30~1000

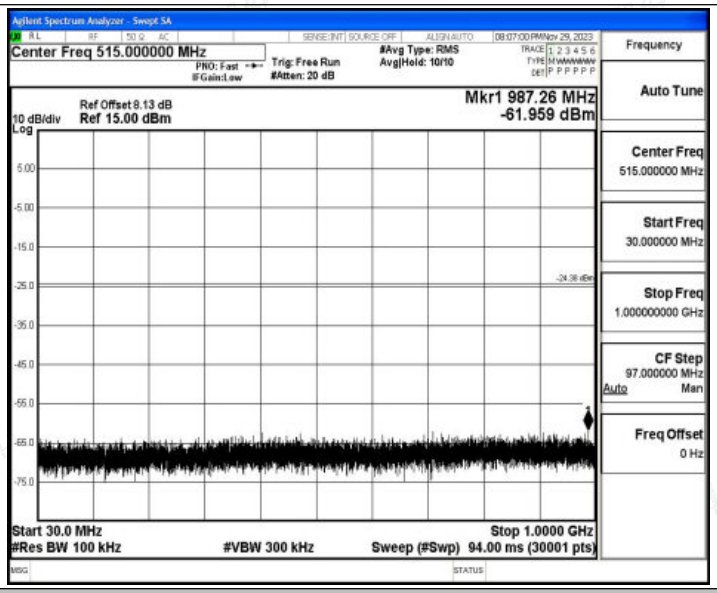

11G_Ant1_2462_1000~26500

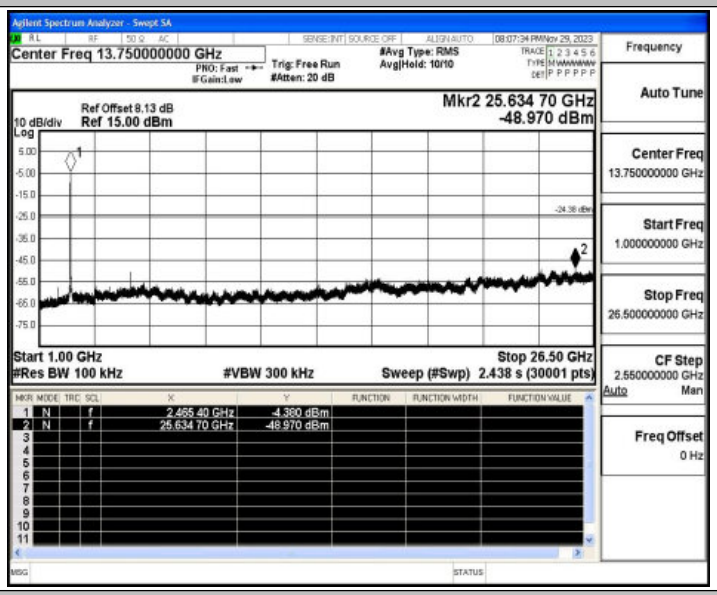

11N20SISO_Ant1_2412_30~1000

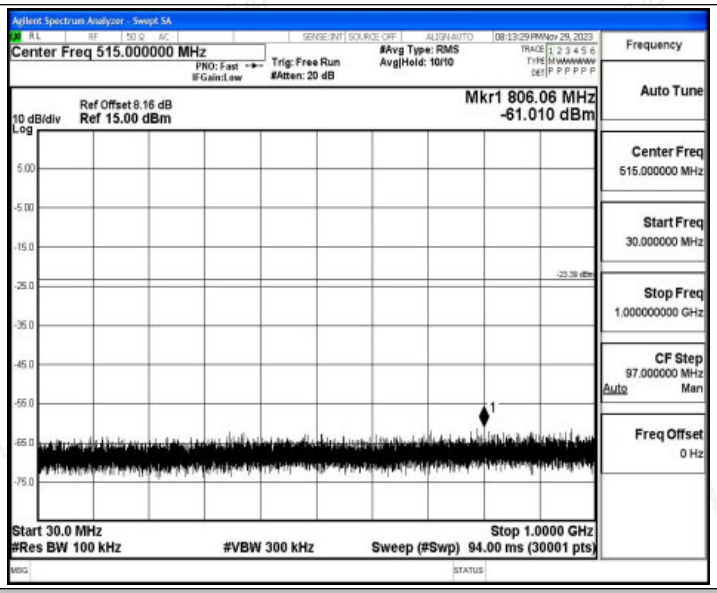

11N20SISO_Ant1_2412_1000~26500

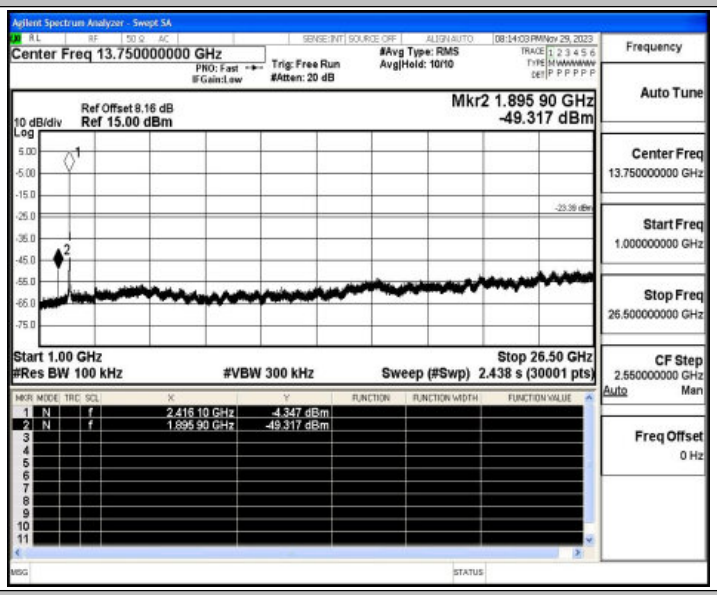

11N20SISO_Ant1_2437_30~1000

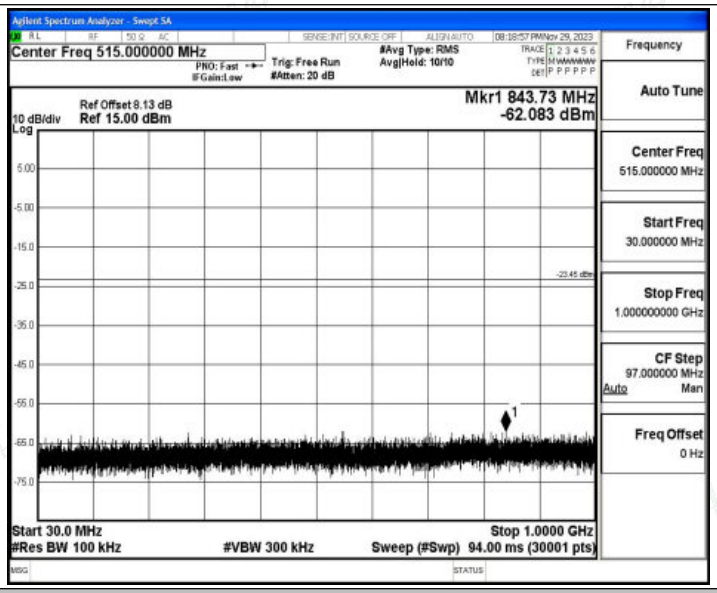

11N20SISO_Ant1_2437_1000~26500

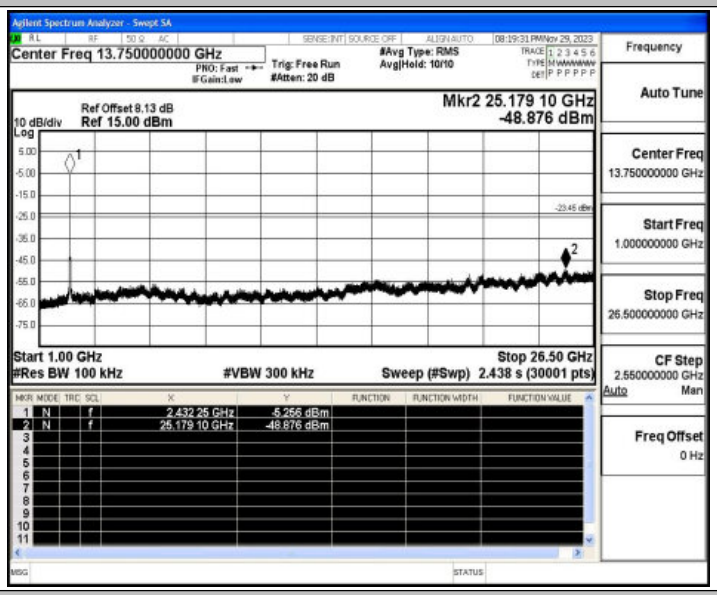

11N20SISO_Ant1_2462_30~1000

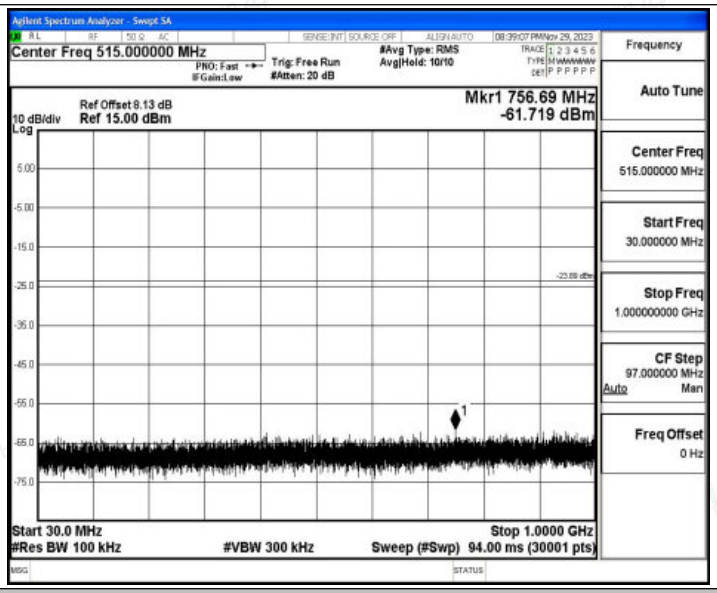

11N20SISO_Ant1_2462_1000~26500

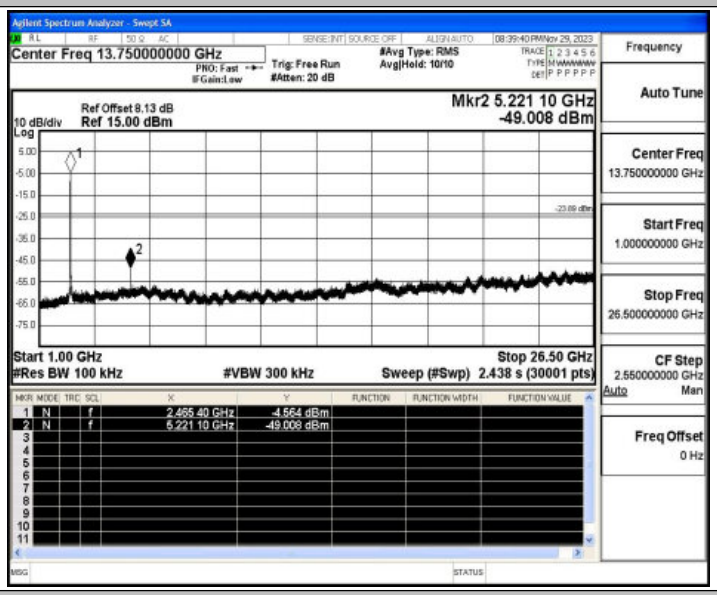

11N40SISO_Ant1_2422_30~1000

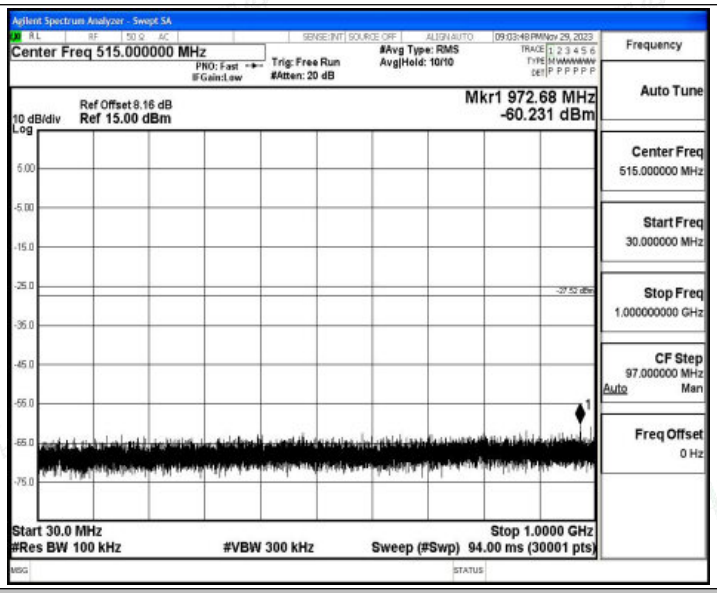

11N40SISO_Ant1_2422_1000~26500

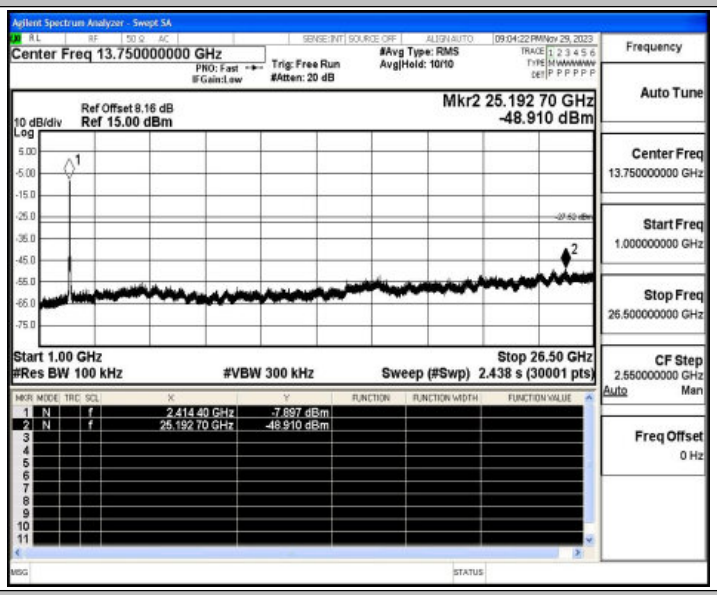

11N40SISO_Ant1_2437_30~1000

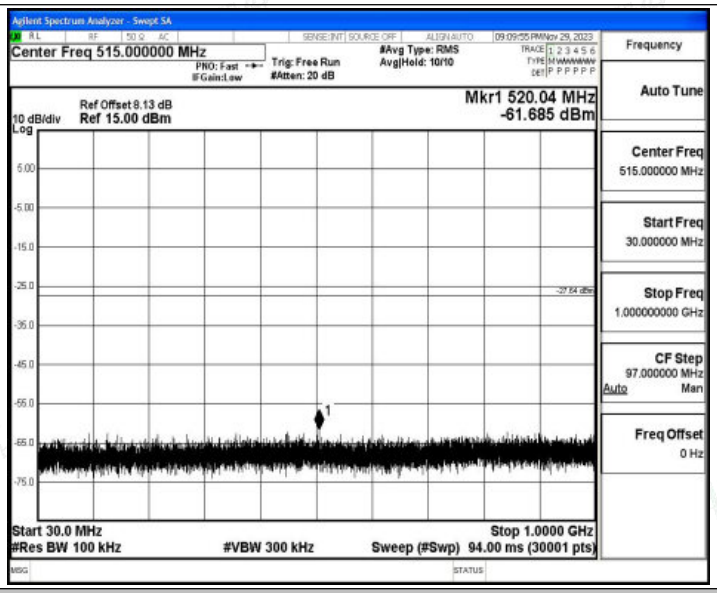

11N40SISO_Ant1_2437_1000~26500

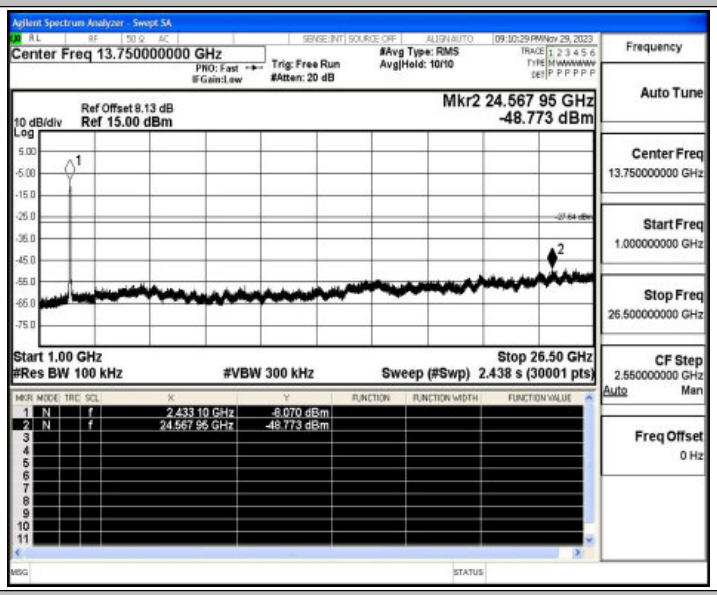

11N40SISO_Ant1_2452_30~1000

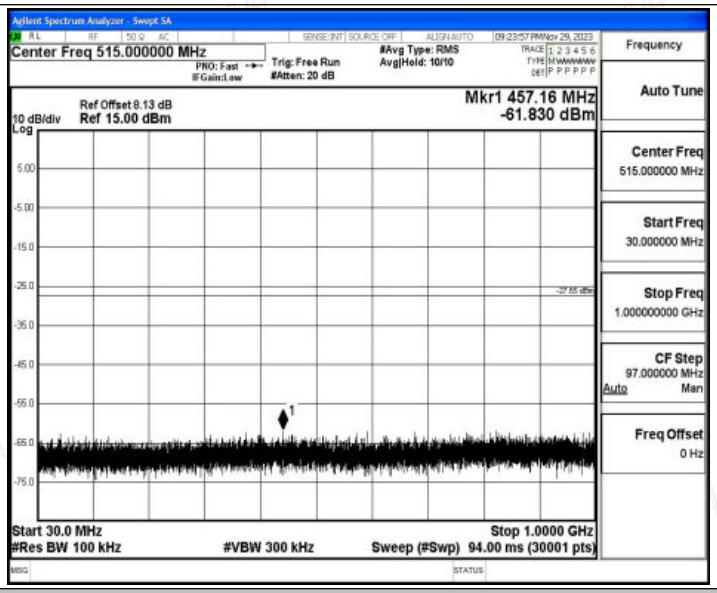

11N40SISO_Ant1_2452_1000~26500

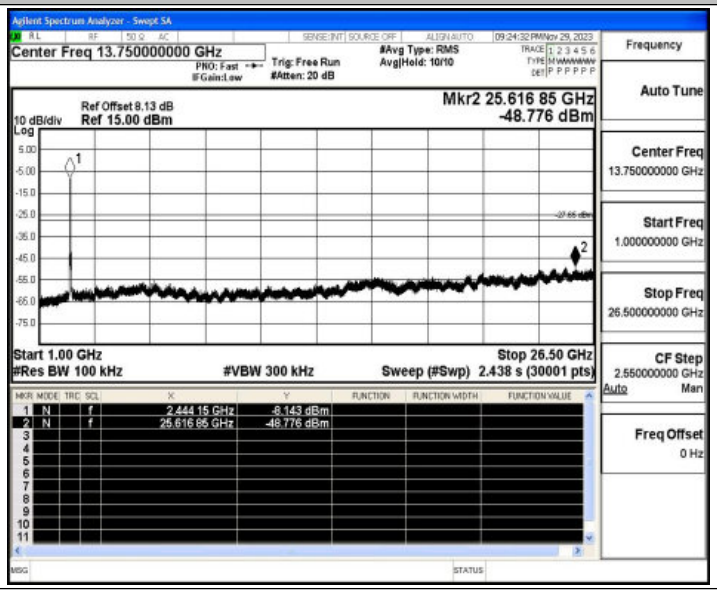

A.6 Duty Cycle

Test Result

TestMode	Antenna	Freq(MHz)	Transmission Duration [ms]	Transmission Period [ms]	Duty Cycle [%]	Factor	1/T (kHz)	Verdict
11B	Ant1	2412	20.00	20.00	100.00	0.00	0.01	---
		2437	8.38	8.42	99.52	0.02	0.01	---
		2462	8.39	8.42	99.64	0.02	0.01	---
11G	Ant1	2412	1.39	1.42	97.89	0.09	0.72	---
		2437	1.39	1.43	97.20	0.12	0.72	---
		2462	1.39	1.43	97.20	0.12	0.72	---
11N20SISO	Ant1	2412	1.30	1.34	97.01	0.13	0.77	---
		2437	1.30	1.34	97.01	0.13	0.77	---
		2462	1.30	1.34	97.01	0.13	0.77	---
11N40SISO	Ant1	2422	0.64	0.68	94.12	0.26	1.56	---
		2437	0.65	0.68	95.59	0.20	1.54	---
		2452	0.64	0.68	94.12	0.26	1.56	---

Test Graphs

11B_Ant1_2412

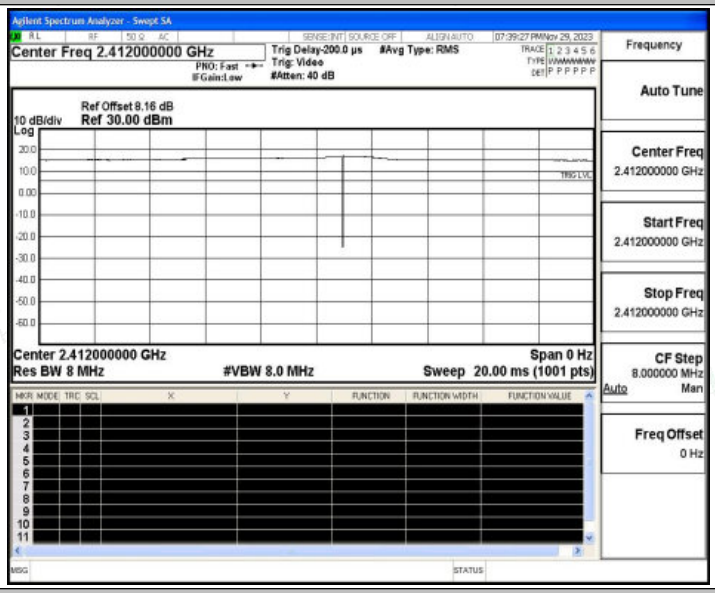

11B_Ant1_2437

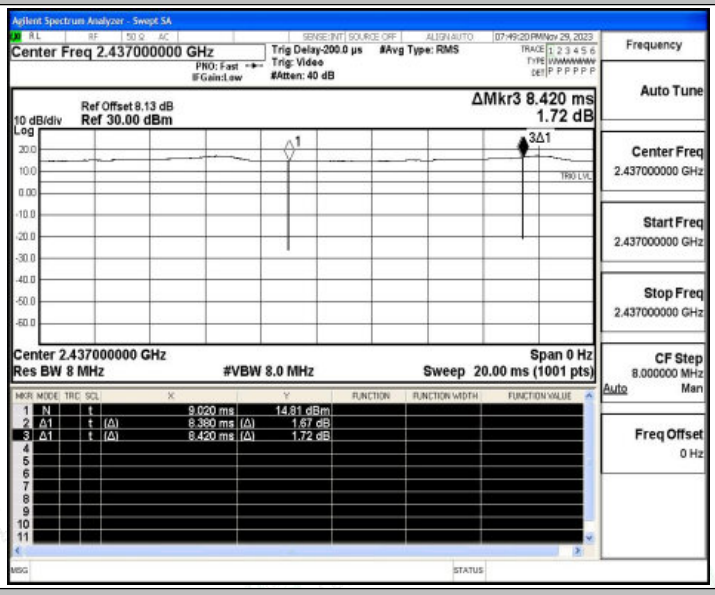

11B_Ant1_2462

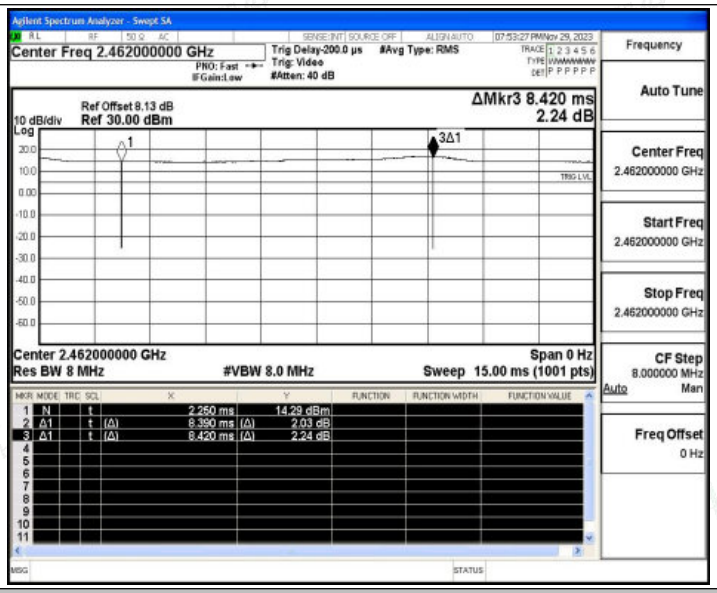

11G_Ant1_2412

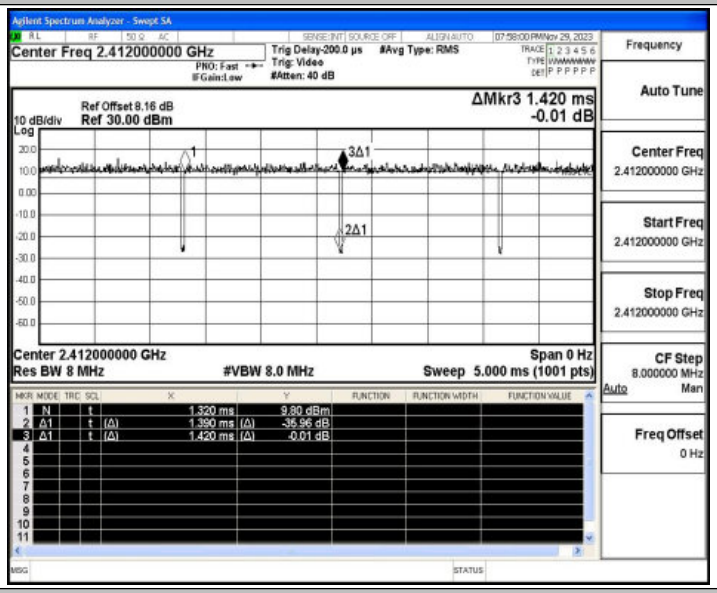

11G_Ant1_2437

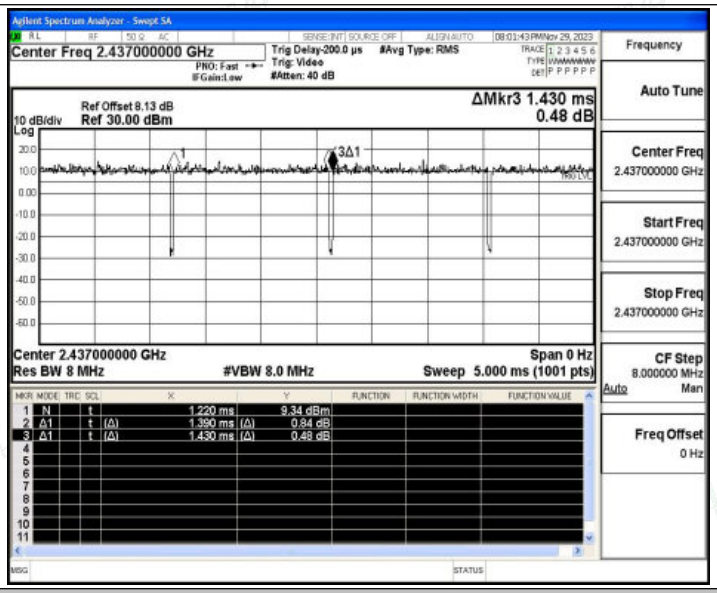

11G_Ant1_2462

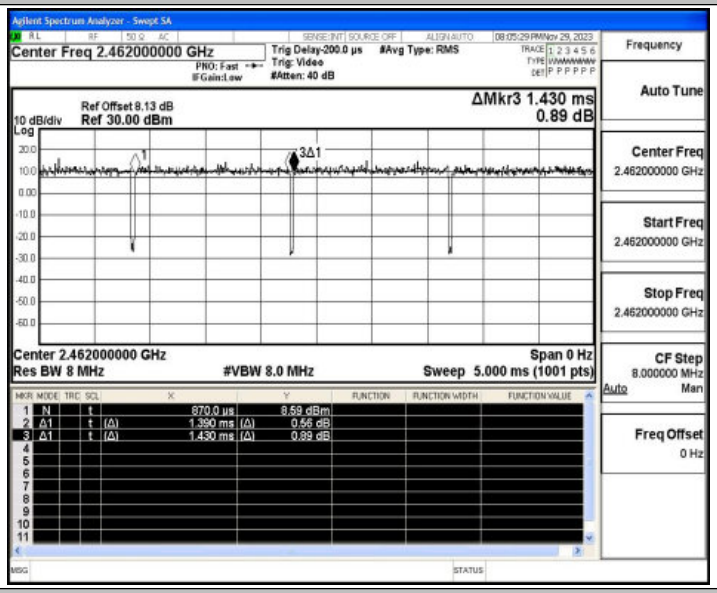

11N20SISO_Ant1_2412

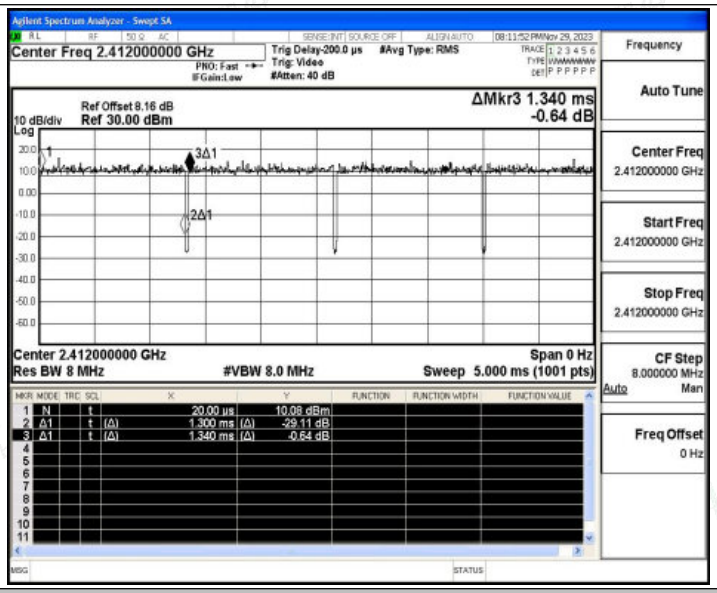

11N20SISO_Ant1_2437

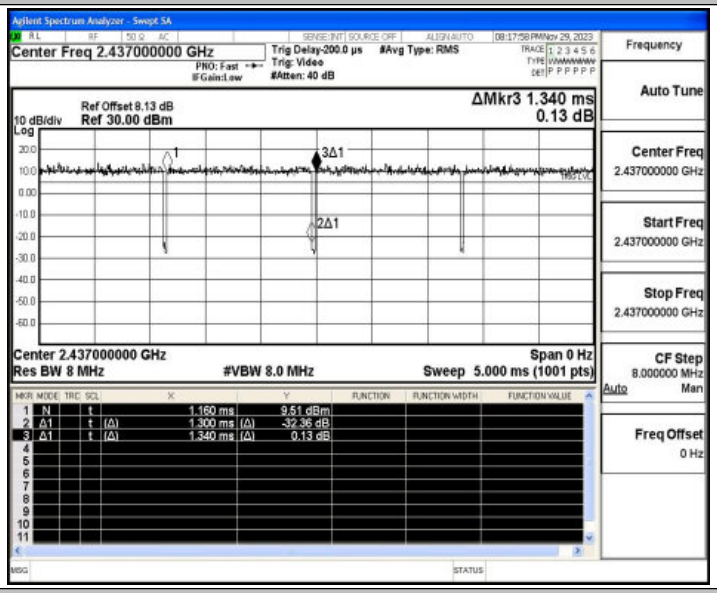

11N20SISO_Ant1_2462

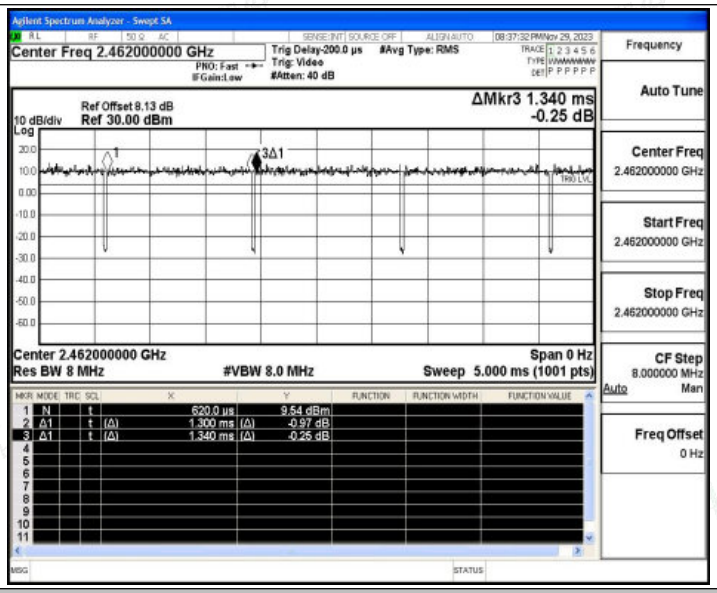

11N40SISO_Ant1_2422

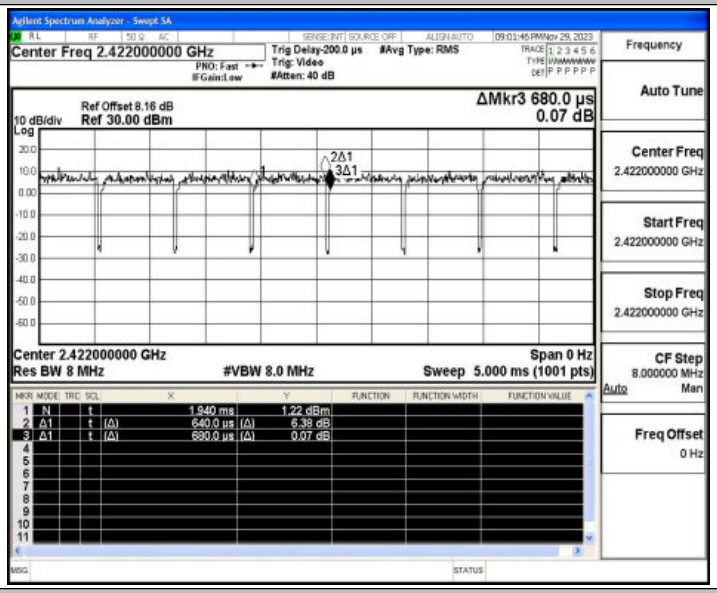

11N40SISO_Ant1_2437

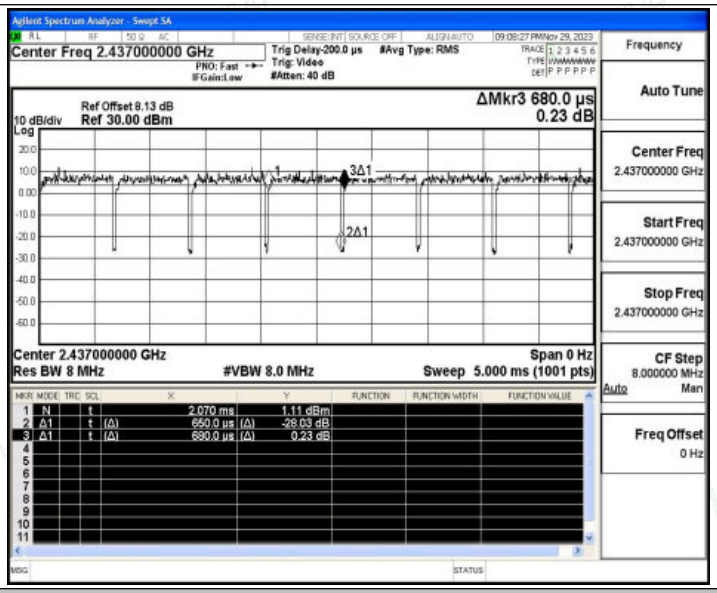

11N40SISO_Ant1_2452

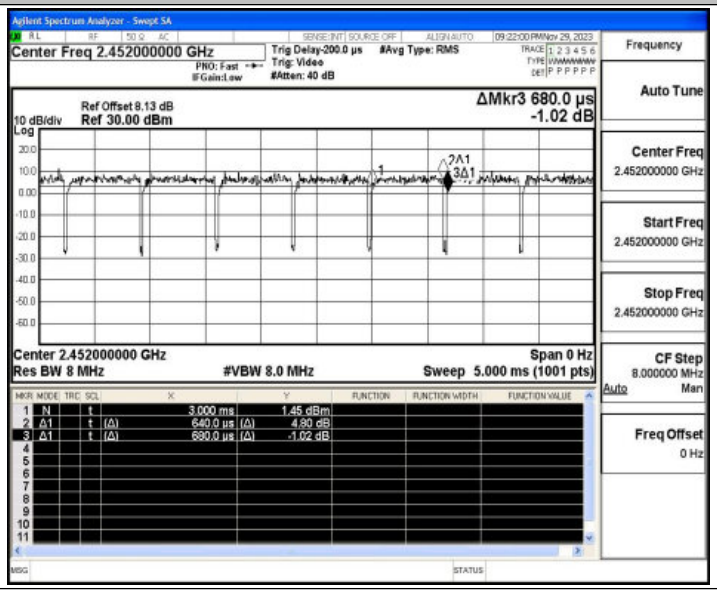

A.7 Emissions in Restricted Bands

Test Result

TestMode	Antenna	ChName	Freq(MHz)	Detector	Freq [MHz]	Result [dBm]	Limit [dBm]	Result [dBuV/m]	Limit [dBuV/m]	Verdict
11B	Ant1	Low	2412	AV	2310.000	-49.45	≤-41.20	45.75	≤54	PASS
				AV	2389.960	-48.54	≤-41.20	46.66	≤54	PASS
				AV	2390.000	-48.54	≤-41.20	46.66	≤54	PASS
				Peak	2310.000	-44.69	≤-21.20	50.51	≤74	PASS
				Peak	2387.880	-38.85	≤-21.20	56.35	≤74	PASS
				Peak	2390.000	-41.95	≤-21.20	53.25	≤74	PASS
		High	2462	AV	2483.500	-48.45	≤-41.20	46.75	≤54	PASS
				AV	2486.420	-48.08	≤-41.20	47.12	≤54	PASS
				AV	2500.000	-48.84	≤-41.20	46.36	≤54	PASS
				Peak	2483.500	-42.24	≤-21.20	52.96	≤74	PASS
				Peak	2499.180	-39.57	≤-21.20	55.63	≤74	PASS
				Peak	2500.000	-42.76	≤-21.20	52.44	≤74	PASS
11G	Ant1	Low	2412	AV	2310.000	-48.91	≤-41.20	46.29	≤54	PASS
				AV	2389.960	-46.08	≤-41.20	49.12	≤54	PASS
				AV	2390.000	-46.08	≤-41.20	49.12	≤54	PASS
				Peak	2310.000	-44.74	≤-21.20	50.46	≤74	PASS
				Peak	2389.960	-38.98	≤-21.20	56.22	≤74	PASS
				Peak	2390.000	-38.98	≤-21.20	56.22	≤74	PASS
		High	2462	AV	2483.500	-44.9	≤-41.20	50.30	≤54	PASS
				AV	2483.560	-44.98	≤-41.20	50.22	≤54	PASS
				AV	2500.000	-47.72	≤-41.20	47.48	≤54	PASS
				Peak	2483.500	-38.96	≤-21.20	56.24	≤74	PASS
				Peak	2484.550	-33.33	≤-21.20	61.87	≤74	PASS
				Peak	2500.000	-42.67	≤-21.20	52.53	≤74	PASS
11N20SISO	Ant1	Low	2412	AV	2310.000	-48.8	≤-41.20	46.40	≤54	PASS
				AV	2389.960	-44.73	≤-41.20	50.47	≤54	PASS
				AV	2390.000	-44.73	≤-41.20	50.47	≤54	PASS
				Peak	2310.000	-42.7	≤-21.20	52.50	≤74	PASS
				Peak	2389.830	-36.43	≤-21.20	58.77	≤74	PASS
				Peak	2390.000	-39.24	≤-21.20	55.96	≤74	PASS
		High	2462	AV	2483.500	-43.43	≤-41.20	51.77	≤54	PASS
				AV	2483.560	-43.41	≤-41.20	51.79	≤54	PASS
				AV	2500.000	-47.73	≤-41.20	47.47	≤54	PASS
				Peak	2483.500	-34.72	≤-21.20	60.48	≤74	PASS
				Peak	2485.650	-32.46	≤-21.20	62.74	≤74	PASS

				Peak	2500.000	-42.61	≤-21.20	52.59	≤74	PASS
11N40SISO	Ant1	Low	2422	AV	2310.000	-48.6	≤-41.20	46.60	≤54	PASS
				AV	2389.700	-42.59	≤-41.20	52.61	≤54	PASS
				AV	2390.000	-43.05	≤-41.20	52.15	≤54	PASS
				Peak	2310.000	-43.93	≤-21.20	51.27	≤74	PASS
				Peak	2385.670	-32.73	≤-21.20	62.47	≤74	PASS
				Peak	2390.000	-34.99	≤-21.20	60.21	≤74	PASS
		High	2452	AV	2483.500	-41.97	≤-41.20	53.23	≤54	PASS
				AV	2484.220	-41.89	≤-41.20	53.31	≤54	PASS
				AV	2500.000	-46.38	≤-41.20	48.82	≤54	PASS
				Peak	2483.500	-38.05	≤-21.20	57.15	≤74	PASS
				Peak	2489.390	-29.7	≤-21.20	65.50	≤74	PASS
				Peak	2500.000	-42.08	≤-21.20	53.12	≤74	PASS

Note：

1. The Antenna Gain is compensated in the graph.
2. The limit in dBm for average detector is conversion from 54dBuV/m, according to 15.209(a). The limit in dBm for peak detector is 20dB above the limit of average detector in dBm.

Test Graphs

11B_Ant1_Low_2412_AV

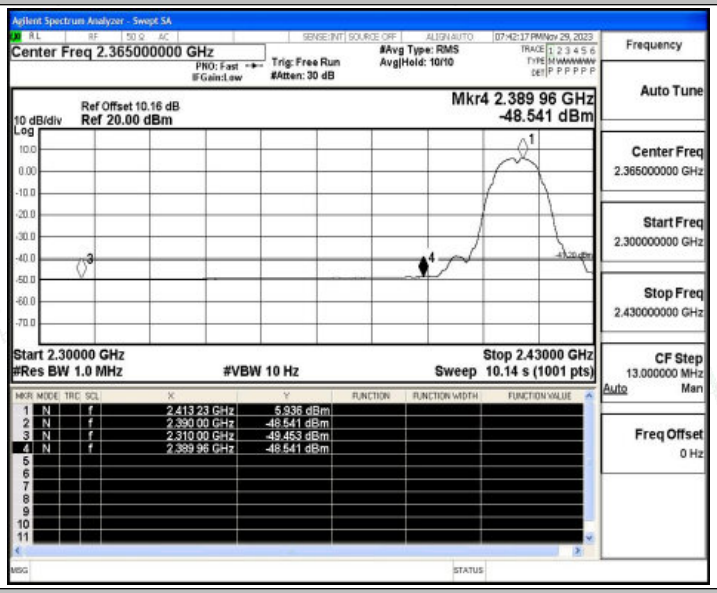

11B_Ant1_Low_2412_Peak

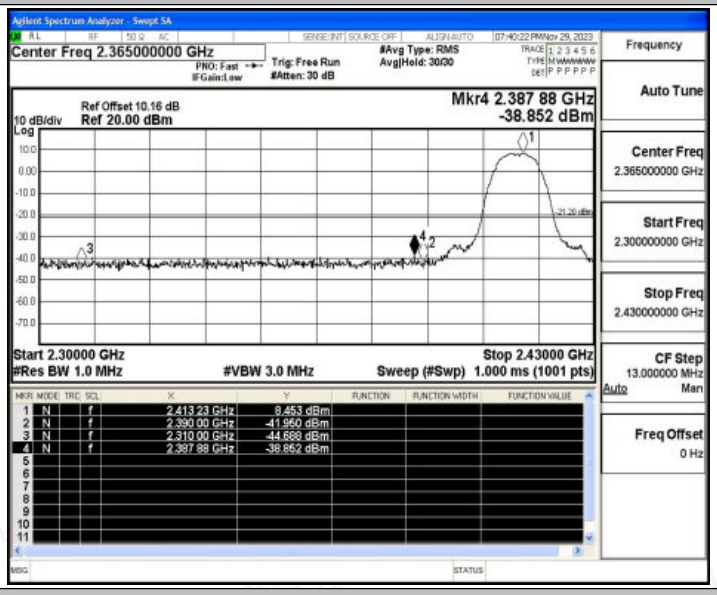

11B_Ant1_High_2462_AV

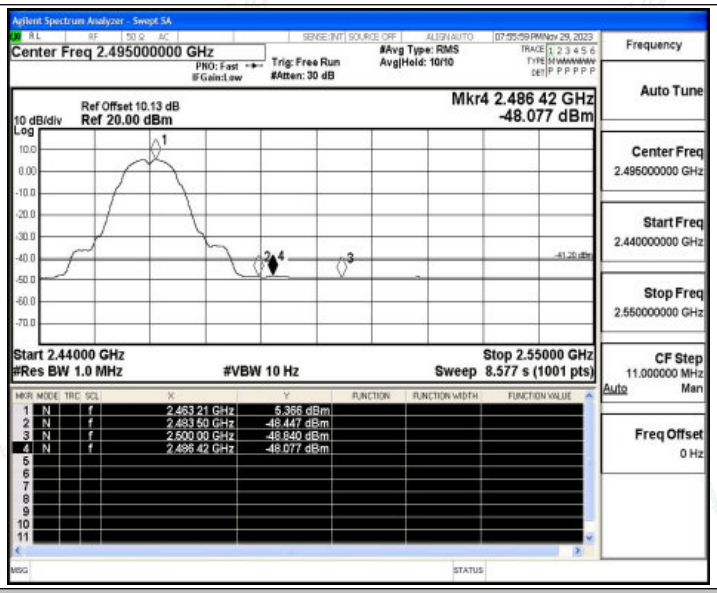

11B_Ant1_High_2462_Peak

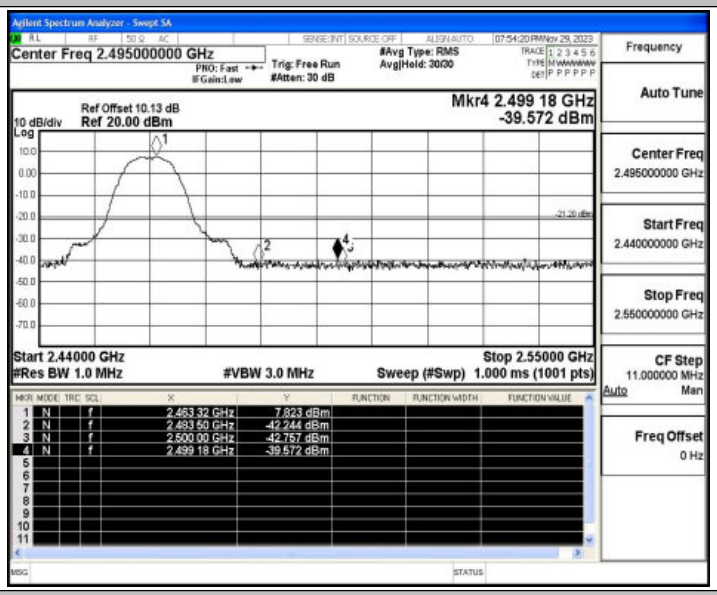

11G_Ant1_Low_2412_AV

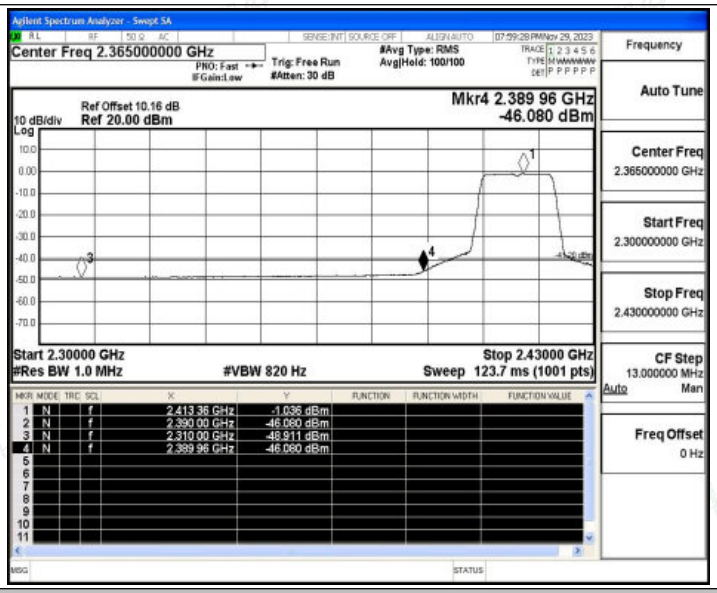

11G_Ant1_Low_2412_Peak

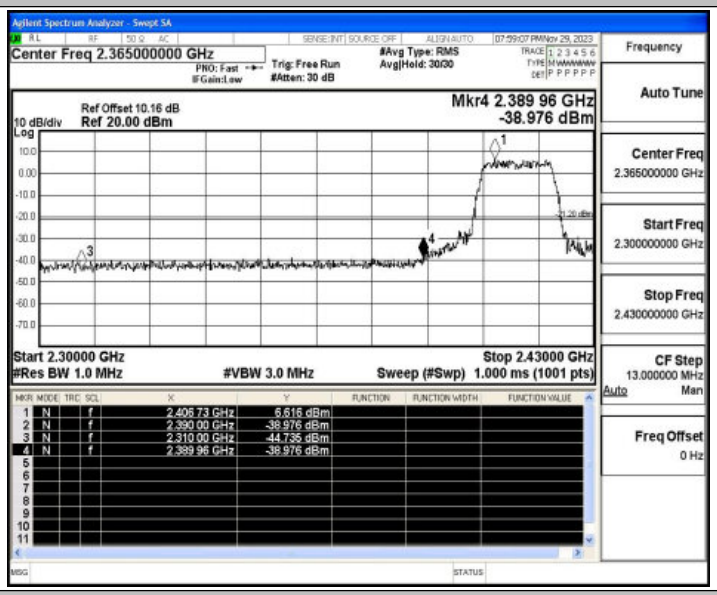

11G_Ant1_High_2462_AV

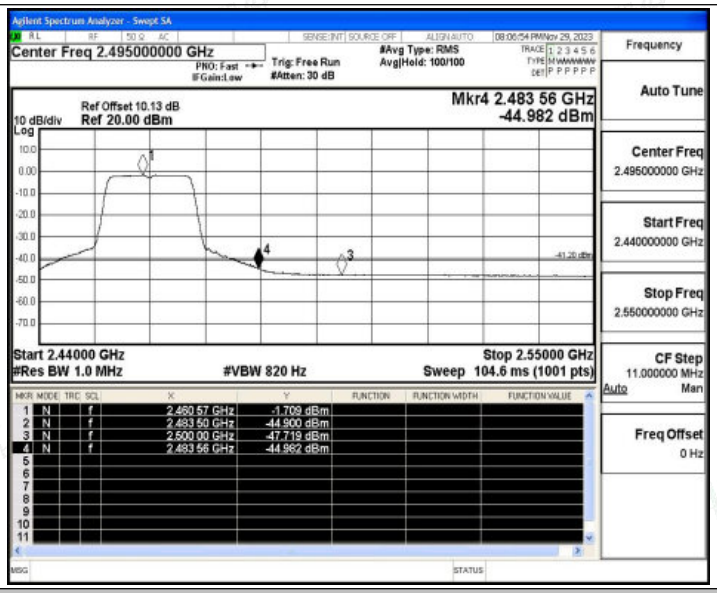

11G_Ant1_High_2462_Peak

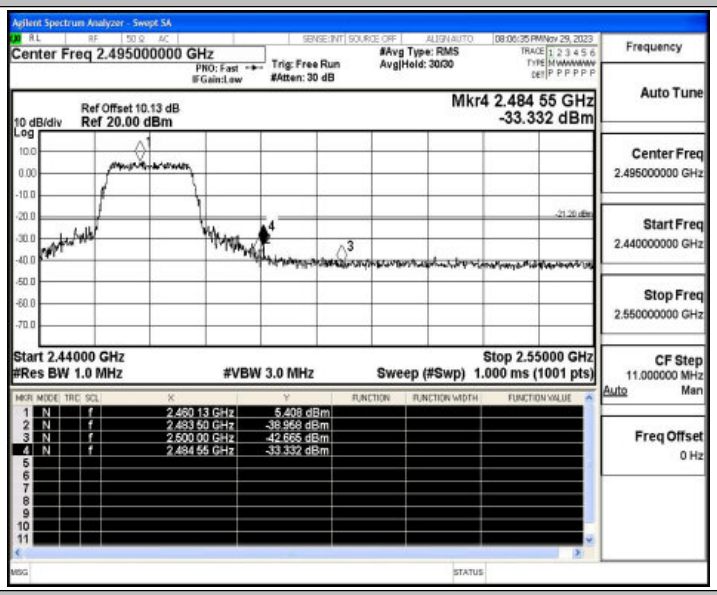

11N20SISO_Ant1_Low_2412_AV

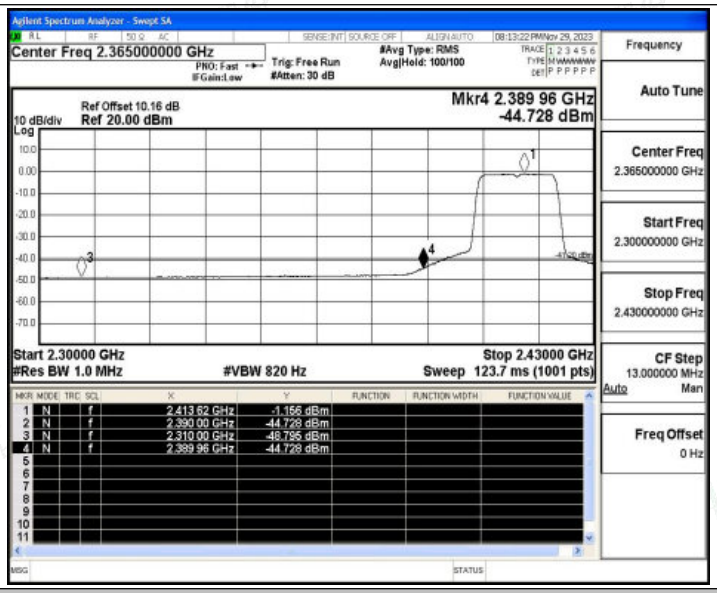

11N20SISO_Ant1_Low_2412_Peak

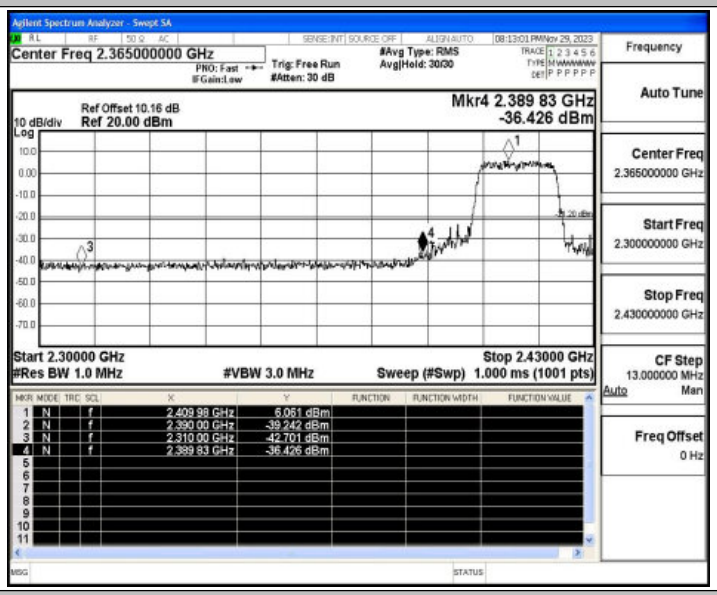

11N20SISO_Ant1_High_2462_AV

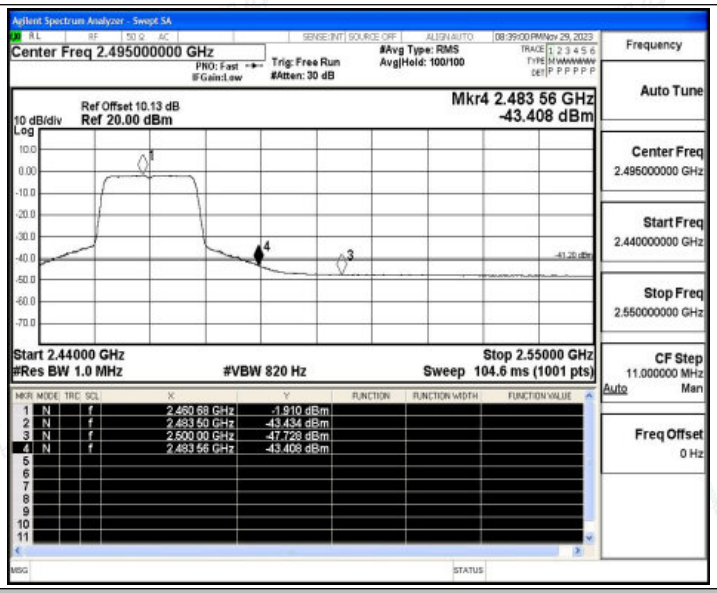

11N20SISO_Ant1_High_2462_Peak

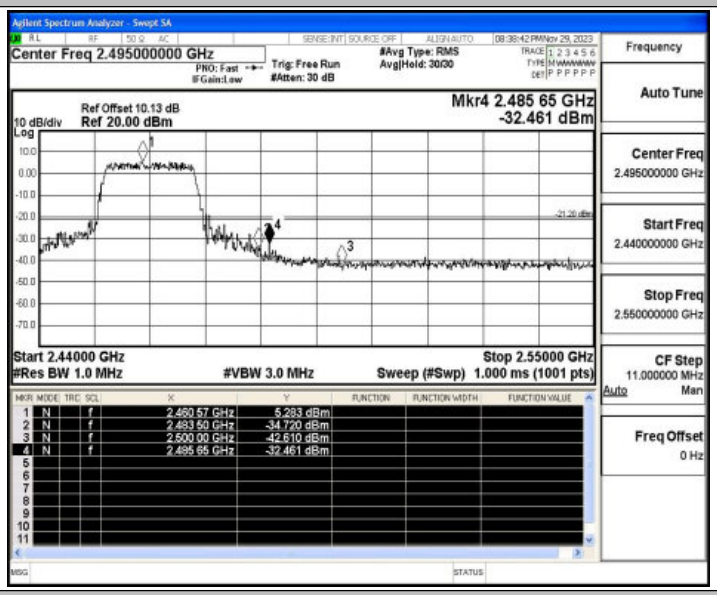

11N40SISO_Ant1_Low_2422_AV

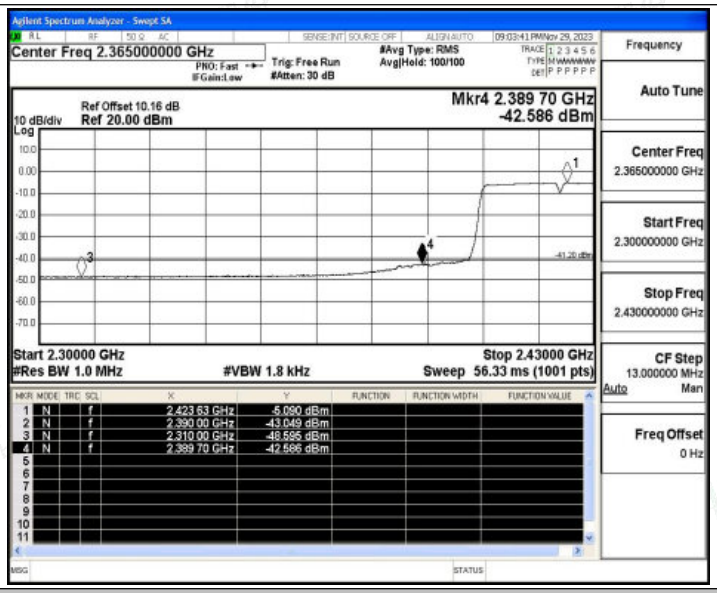

11N40SISO_Ant1_Low_2422_Peak

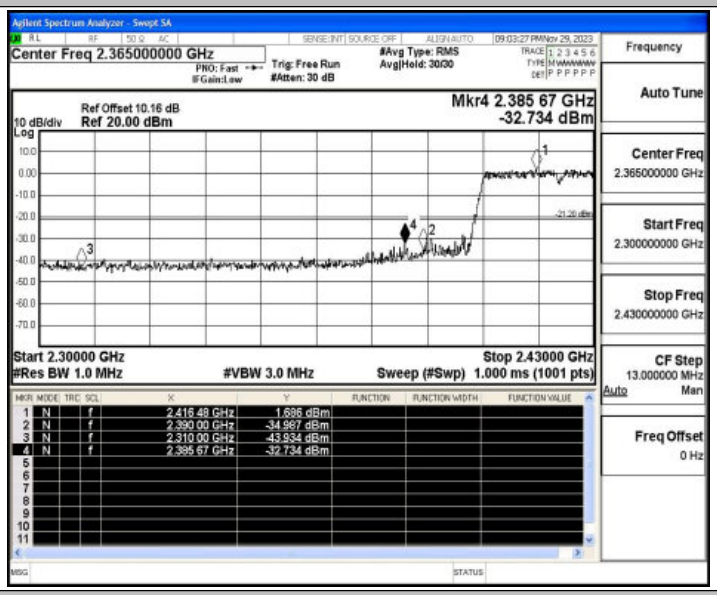

11N40SISO_Ant1_High_2452_AV

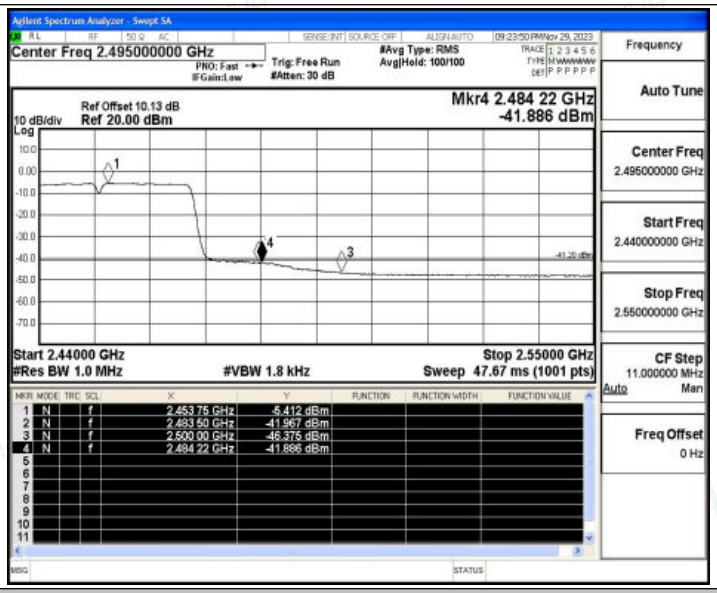
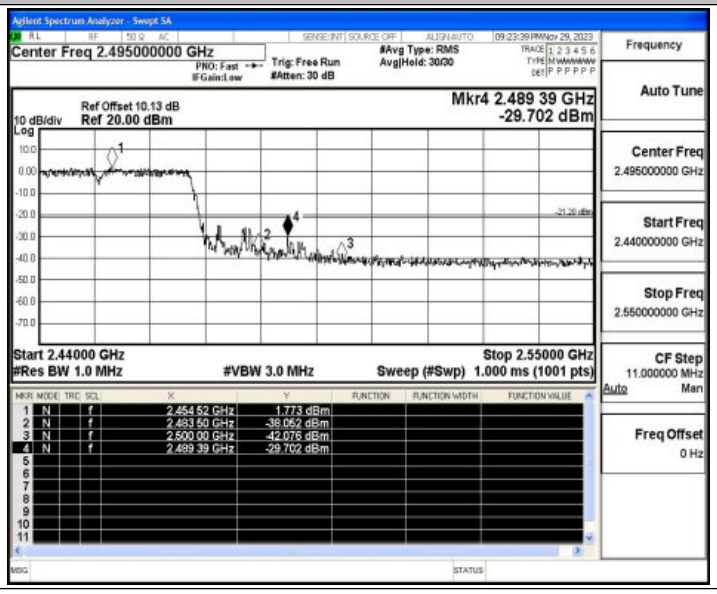
11N40SISO_Ant1_High_2452_Peak