Fast Wireless Charging Holder

Instructions

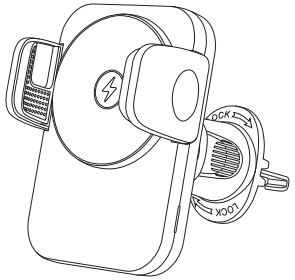

Please read the instructions carefully before using

Parameters:

● Magnetic charging head

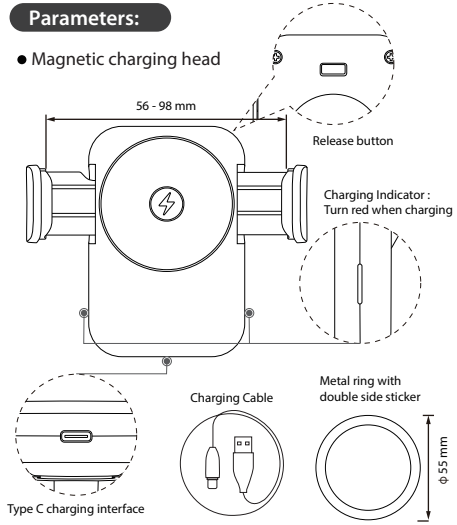

● Air vent mount

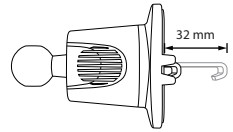

LED Mode:

Working state	LED light color
Power transfer	Blue, red, blue red light flash once, then off
Standby mode	Red light keeps on
Charging	Blue light keeps on
FOD Warning	Red light keeps flashing

Features:

- Fast charging with 15W output.
- 360 degree rotation for your optimal viewing angle.
- Cradleless design, easy to hold and remove the phone.
- Package includes a high efficient Type C charging cable.

Product specification:

Magnetic charging head:	
Voltage	9V / 2A
Output	15W (Max)
Charging frequency	115K - 205KHZ
Induction Distance	1-3mm
FCC ID	2BDOG-G23

Instructions:



1. Insert the adjuster into ball joint of air vent mount, insert the ball into the socket at the back of bracket, turn the adjuster to tighten.

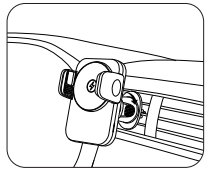

2. Insert the hook into the car air outlet vane and tighten to lock. when you hear 'clatter' sounds, it means the mount has been fixed tightly.

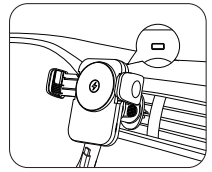

3. Connect the charging cable to the charging interface, press the release buttons in the back side, the clamp arms open automatically.

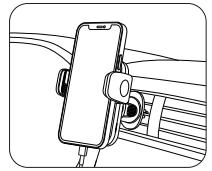

4. Place your device into the bracket, and grip clamp arms to lock it tightly.

Attentions:

1. Please use the product correctly according instructions.
2. Please do not disassemble the product or throw it to fire and water, to avoid leakage that caused by electrical short circuit.
3. Please do not use wireless charger in high temperature, wet, corrosive environment, to avoid leakage that caused by damaged circuit.
4. Please do not put wireless charger close to cards with magnetic stripes or chips (ID card,credit card etc.) to avoid demagnetization
5. Please keep wireless charger at least 20 CM distance away from implantable medical device (heart pacemaker, Implantable cochlea etc.) to avoid potential interferences.
6. Please do safekeeping, do not let your kids treat wireless charger as toy to avoid unwanted accidents.

The pictures only supplies the reference, please take the actual product as the standard.

FCC Statement

FCC ID: 2BDOG-G23

FCC WARNING:This device complies with part 15 of the FCC Rules. Operation is subject to the following two conditions: (1) this device may not cause harmful interference, and (2) this device must accept any interference received, including interference that may cause undesired operation.

Any changes or modifications not expressly approved by the party responsible for compliance could void the user's authority to operate the equipment.

NOTE: This equipment has been tested and found to comply with the limits for a Class B digital device, pursuant to Part 15 of the FCC Rules. These limits are designed to provide reasonable protection against harmful interference in a residential installation. This equipment generates, uses and can radiate radio frequency energy and, if not installed and used in accordance with the instructions, may cause harmful interference to radio communications. However, there is no guarantee that interference will not occur in a particular installation.

If this equipment does cause harmful interference to radio or television reception, which can be determined by turning the equipment off and on, the user is encouraged to try to correct the interference by one or more of the following measures:

-- Reorient or relocate the receiving antenna.
-- Increase the separation between the equipment and receiver.
-- Connect the equipment into an outlet on a circuit different from that to which the receiver is connected.
-- Consult the dealer or an experienced radio/TV technician for help.

The equipment complies with FCC Radiation exposure limit set forth for an uncontrolled environment. The equipment should be installed and operated with a minimum distance of 20cm between the product and your body.