RF Test Data for RLAN(5. 8G) (Conducted Measurement)

Product Name: DRONE

Trade Mark: /

Test Model: G11PRO

FCC ID: 2BDOQ-G11PROSYK

Environmental Conditions

Temperature:	23.5℃
Relative Humidity:	58%
ATM Pressure:	100.0 kPa
Test Engineer:	Allen Lai
Supervised by:	Max Zhang
NOTE	N/A

Appendix A2: Occupied channel bandwidth

Test Result

Test Mode	Antenna	Frequency [MHz]	OCB [MHz]	FL [MHz]	FH [MHz]	Limit [MHz]	Verdict
11A	Ant1	5745	16.498	5736.7604	5753.2584	---	---
11A	Ant2	5745	16.472	5736.7709	5753.2429	---	---
11A	Ant1	5785	16.471	5776.7810	5793.2520	---	---
11A	Ant2	5785	16.461	5776.8032	5793.2642	---	---
11A	Ant1	5825	16.452	5816.8084	5833.2604	---	---
11A	Ant2	5825	16.436	5816.8302	5833.2662	---	---
11N20MIMO	Ant1	5745	17.734	5736.1359	5753.8699	---	---
11N20MIMO	Ant2	5745	17.756	5736.1011	5753.8571	---	---
11N20MIMO	Ant1	5785	17.753	5776.1301	5793.8831	---	---
11N20MIMO	Ant2	5785	17.752	5776.1156	5793.8676	---	---
11N20MIMO	Ant1	5825	17.757	5816.1408	5833.8978	---	---
11N20MIMO	Ant2	5825	17.772	5816.1251	5833.8971	---	---
11AC20MIMO	Ant1	5745	17.646	5736.1663	5753.8123	---	---
11AC20MIMO	Ant2	5745	17.673	5736.1674	5753.8404	---	---
11AC20MIMO	Ant1	5785	17.620	5776.1708	5793.7908	---	---
11AC20MIMO	Ant2	5785	17.664	5776.1713	5793.8353	---	---
11AC20MIMO	Ant1	5825	17.600	5816.1933	5833.7933	---	---
11AC20MIMO	Ant2	5825	17.677	5816.1767	5833.8537	---	---

Note: offset(dB) = cable loss(dB) + attenuator factor(dB)

Test Graphs

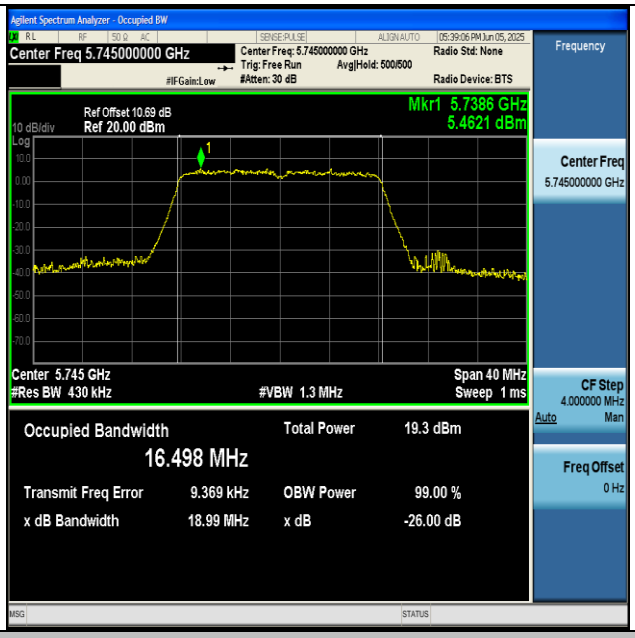

11A-Ant1-5745

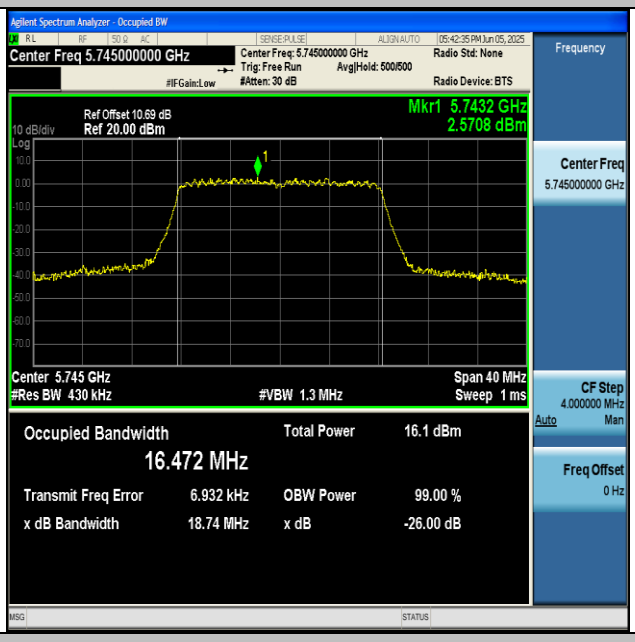

11A-Ant2-5745

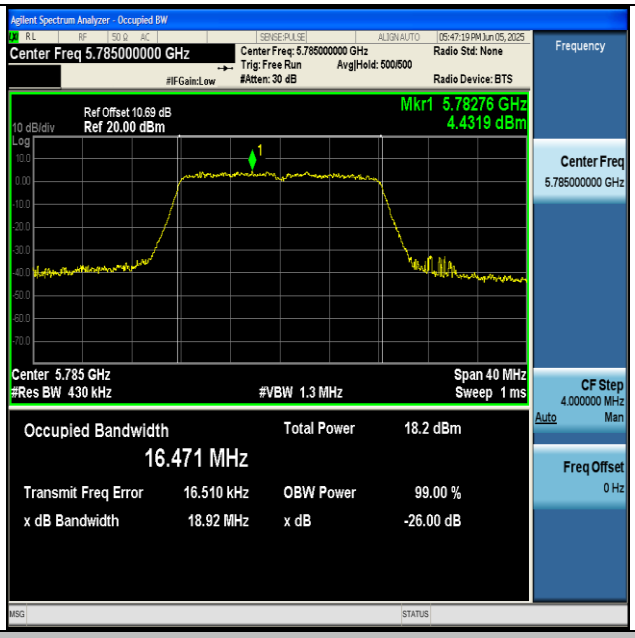

11A-Ant1-5785

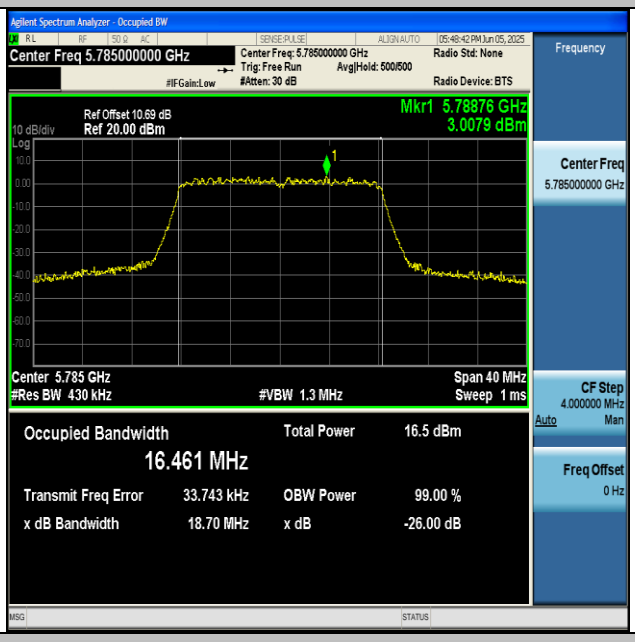

11A-Ant2-5785

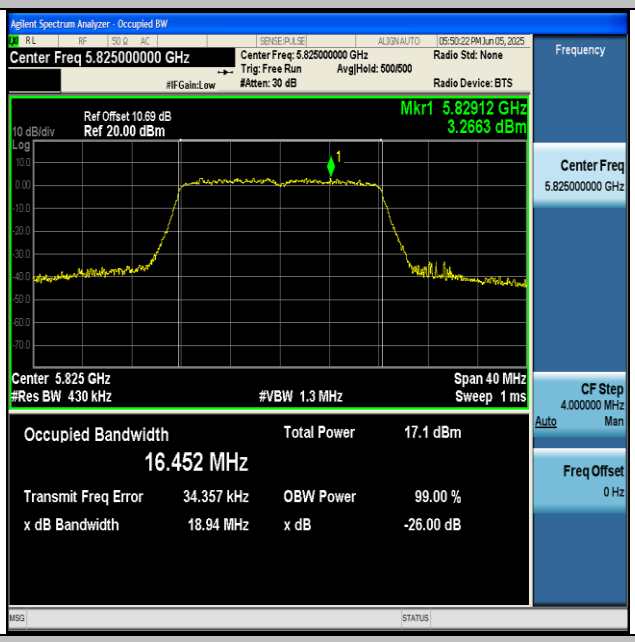

11A-Ant1-5825

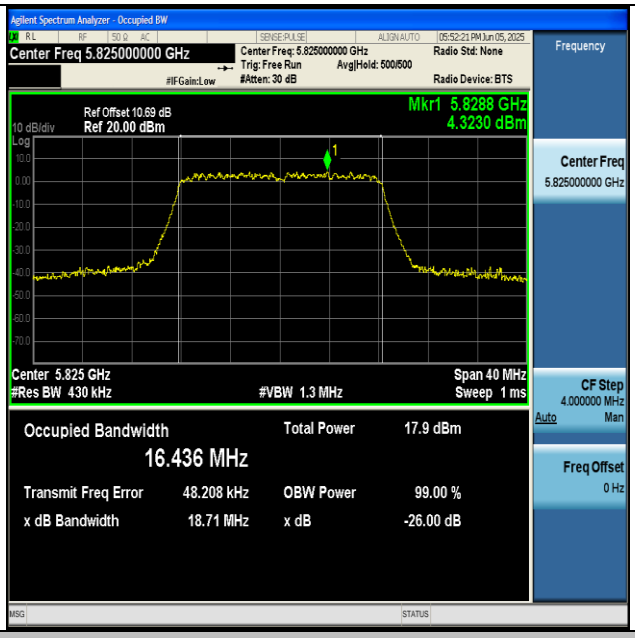

11A-Ant2-5825

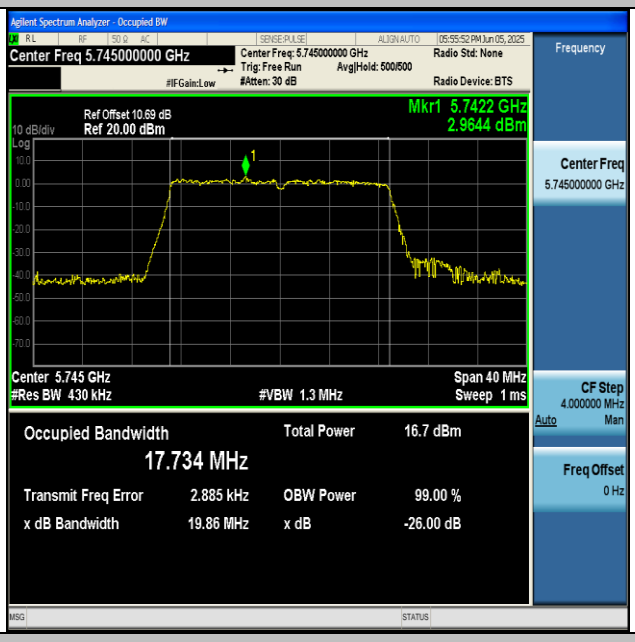

11N20MIMO-Ant1-5745

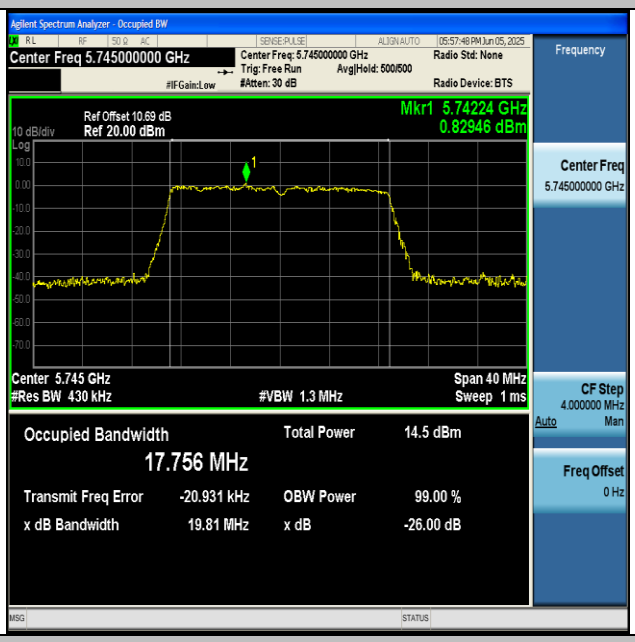

11N20MIMO-Ant2-5745

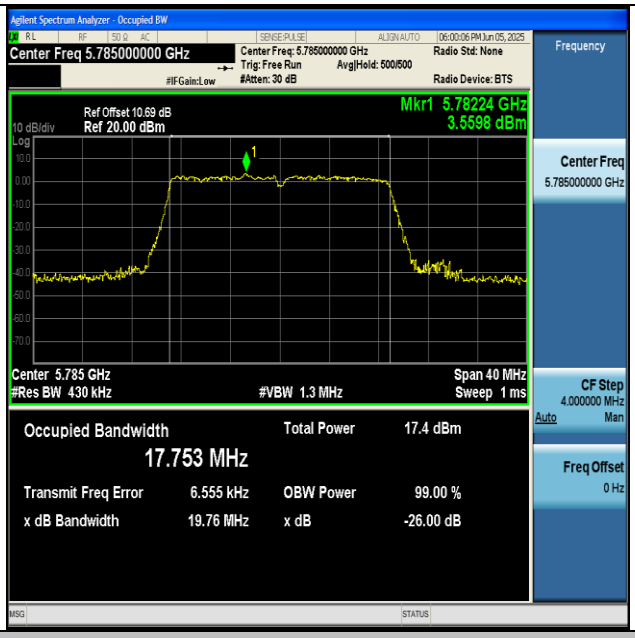

11N20MIMO-Ant1-5785

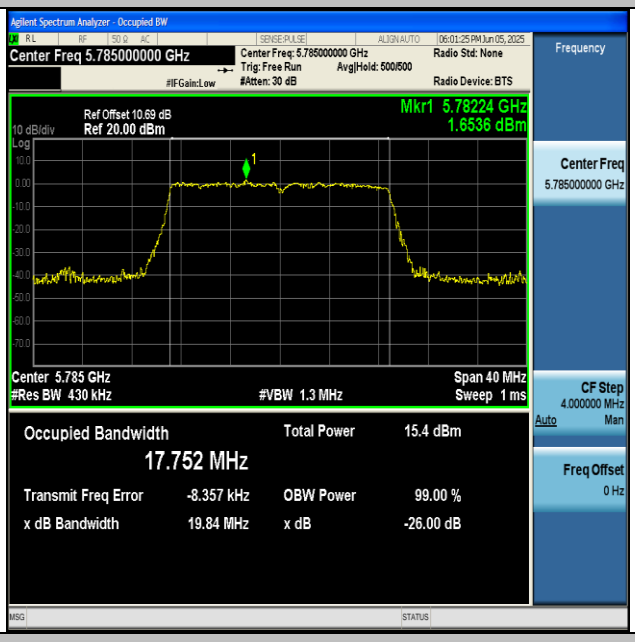

11N20MIMO-Ant2-5785

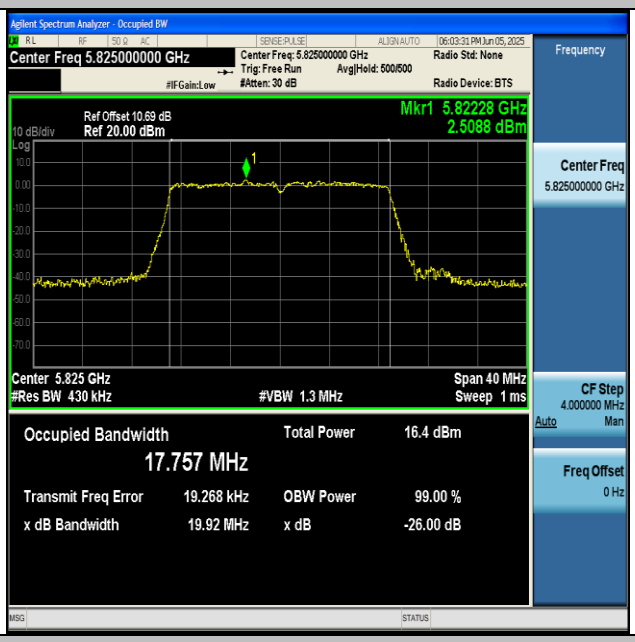

11N20MIMO-Ant1-5825

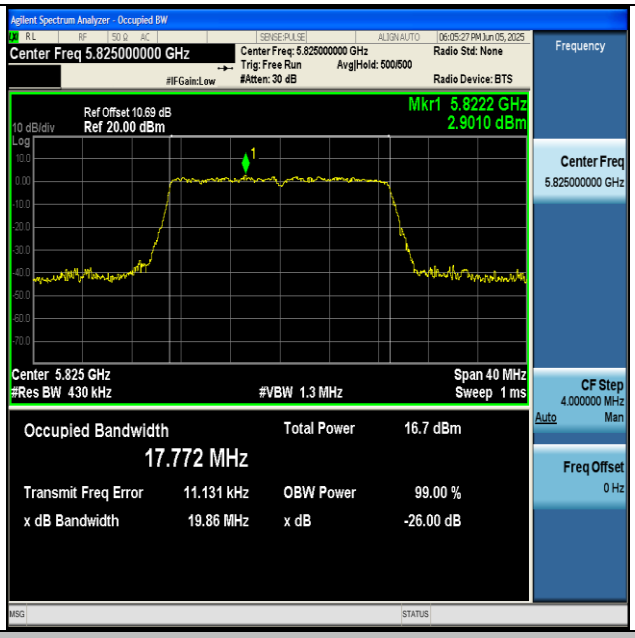

11N20MIMO-Ant2-5825

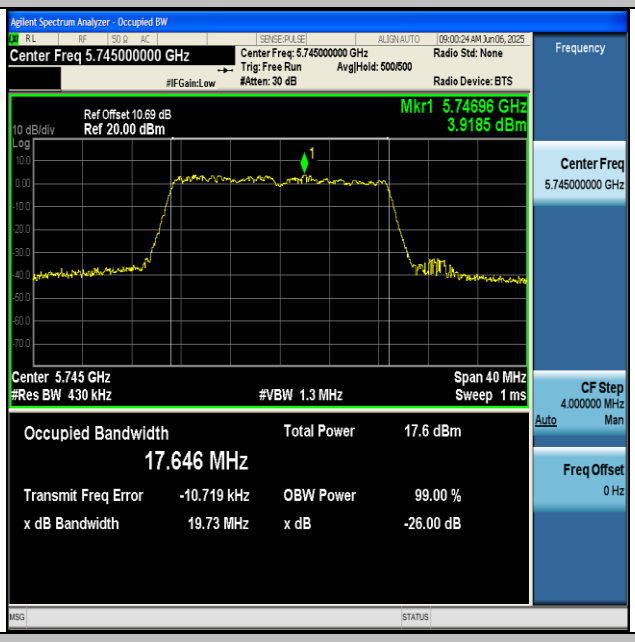

11AC20MIMO-Ant1-5745

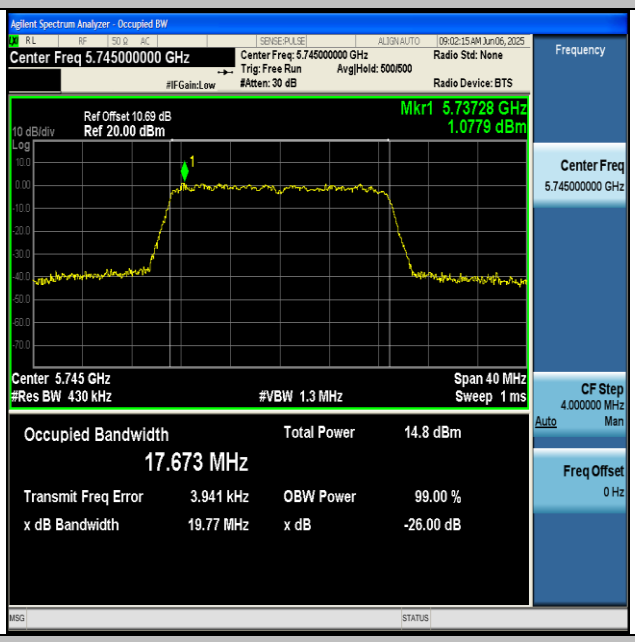

11AC20MIMO-Ant2-5745

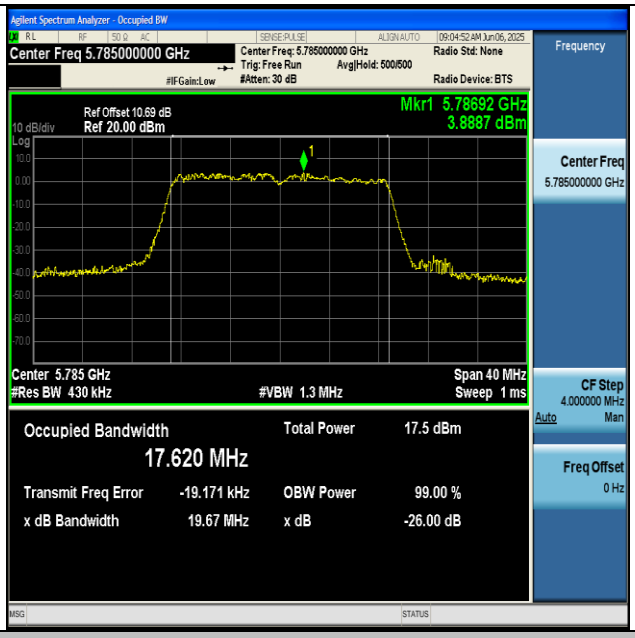

11AC20MIMO-Ant1-5785

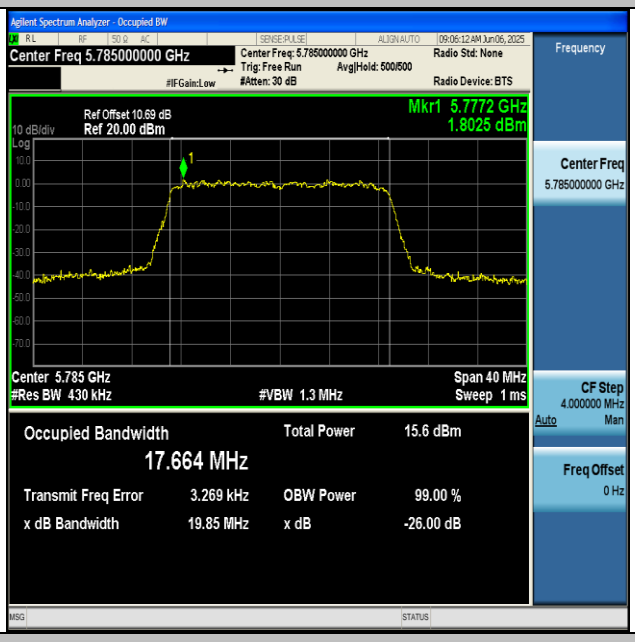

11AC20MIMO-Ant2-5785

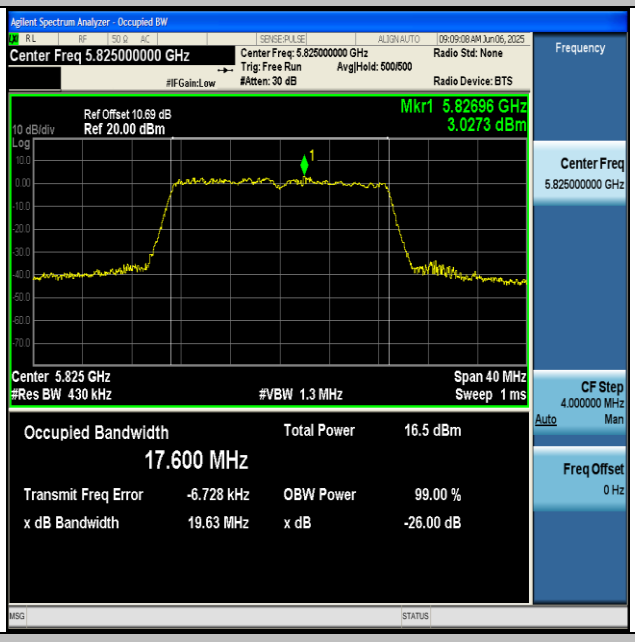

11AC20MIMO-Ant1-5825

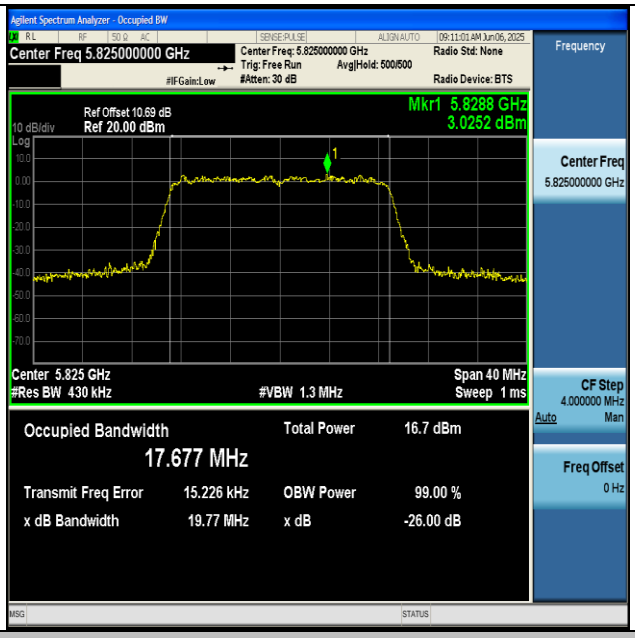

11AC20MIMO-Ant2-5825

Appendix A: Min emission bandwidth

Test Result

Test Mode	Antenna	Frequency [MHz]	6db EBW [MHz]	FL [MHz]	FH [MHz]	Limit [MHz]	Verdict
11A	Ant1	5745	16.280	5736.840	5753.120	0.5	PASS
11A	Ant2	5745	16.320	5736.840	5753.160	0.5	PASS
11A	Ant1	5785	16.320	5776.840	5793.160	0.5	PASS
11A	Ant2	5785	16.320	5776.840	5793.160	0.5	PASS
11A	Ant1	5825	16.040	5816.840	5832.880	0.5	PASS
11A	Ant2	5825	16.320	5816.880	5833.200	0.5	PASS
11N20MIMO	Ant1	5745	16.600	5736.200	5752.800	0.5	PASS
11N20MIMO	Ant2	5745	17.320	5736.200	5753.520	0.5	PASS
11N20MIMO	Ant1	5785	17.400	5776.200	5793.600	0.5	PASS
11N20MIMO	Ant2	5785	17.320	5776.200	5793.520	0.5	PASS
11N20MIMO	Ant1	5825	17.480	5816.200	5833.680	0.5	PASS
11N20MIMO	Ant2	5825	17.480	5816.200	5833.680	0.5	PASS
11AC20MIMO	Ant1	5745	17.240	5736.240	5753.480	0.5	PASS
11AC20MIMO	Ant2	5745	17.120	5736.240	5753.360	0.5	PASS
11AC20MIMO	Ant1	5785	17.280	5776.200	5793.480	0.5	PASS
11AC20MIMO	Ant2	5785	17.000	5776.200	5793.200	0.5	PASS
11AC20MIMO	Ant1	5825	17.120	5816.240	5833.360	0.5	PASS
11AC20MIMO	Ant2	5825	17.200	5816.600	5833.800	0.5	PASS

Note: offset(dB) = cable loss(dB) + attenuator factor(dB)

Test Graphs

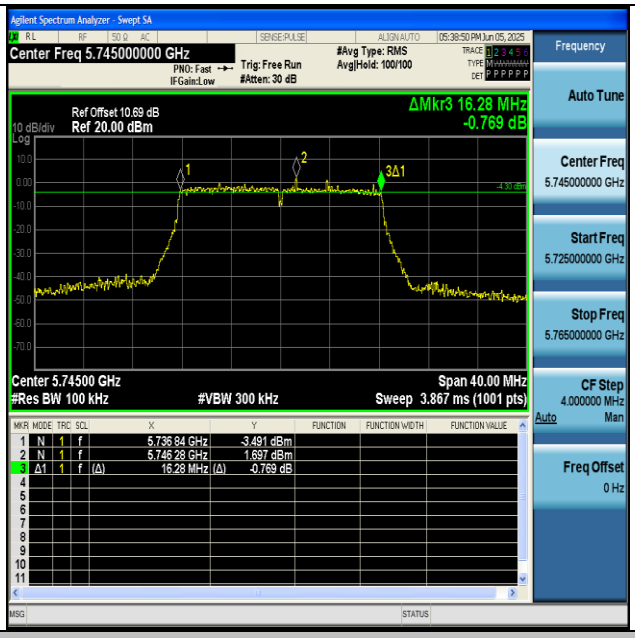

11A-Ant1-5745-PASS

11A-Ant2-5745-PASS

11A-Ant1-5785-PASS

11A-Ant2-5785-PASS

11A-Ant1-5825-PASS

11A-Ant2-5825-PASS

11N20MIMO-Ant1-5745-PASS

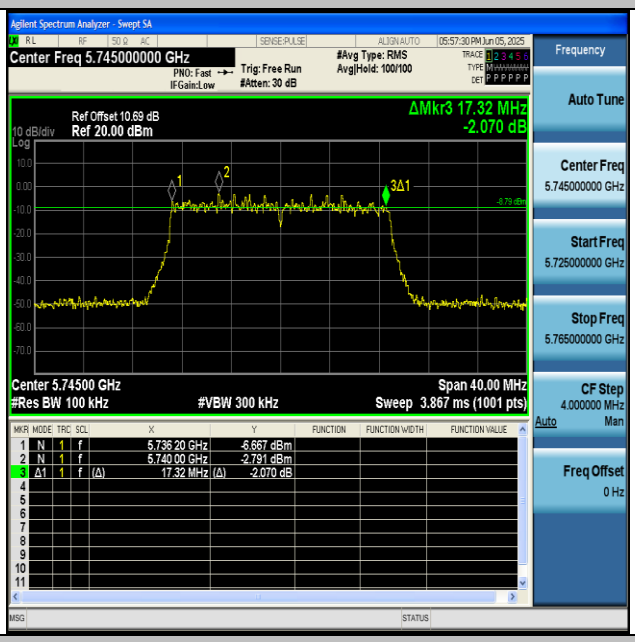

11N20MIMO-Ant2-5745-PASS

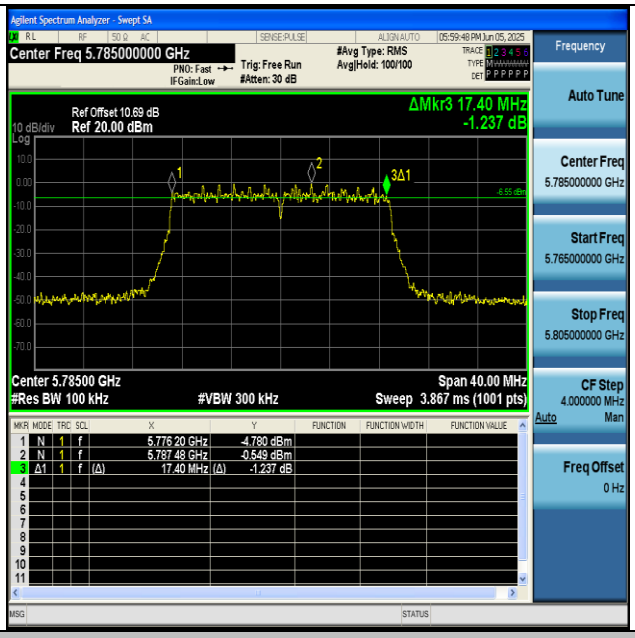

11N20MIMO-Ant1-5785-PASS

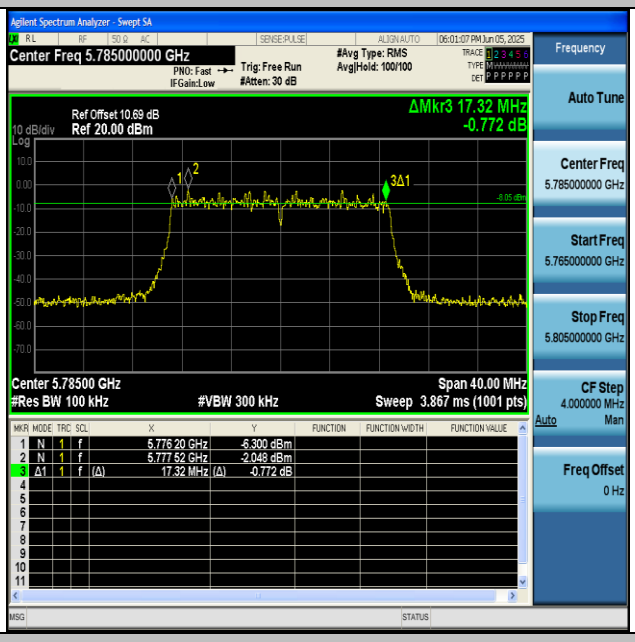

11N20MIMO-Ant2-5785-PASS

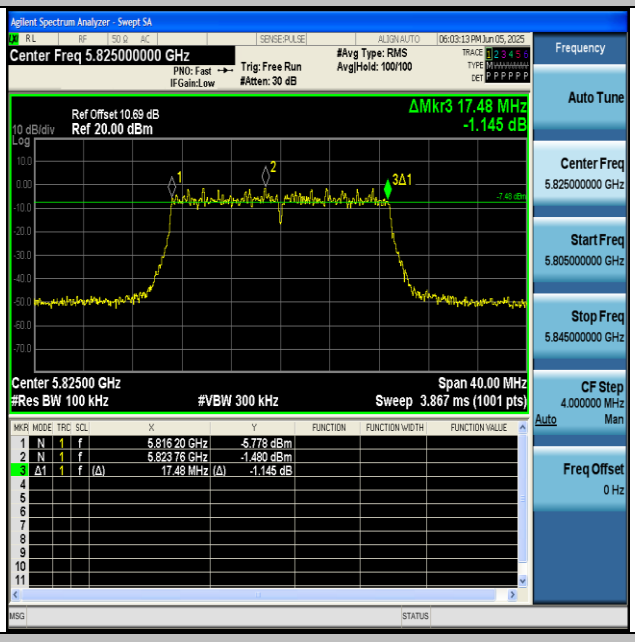

11N20MIMO-Ant1-5825-PASS

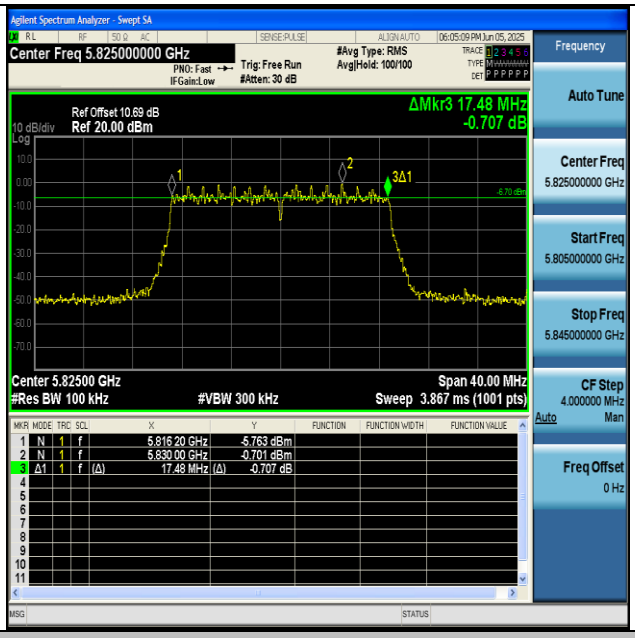

11N20MIMO-Ant2-5825-PASS

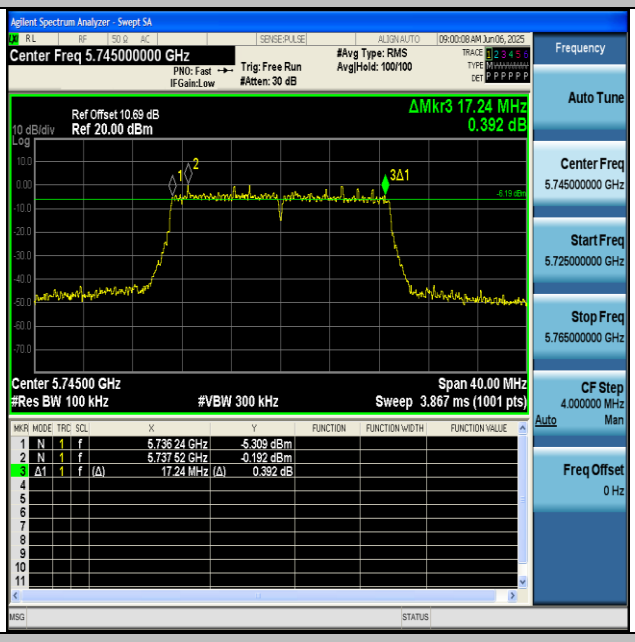

11AC20MIMO-Ant1-5745-PASS

11AC20MIMO-Ant2-5745-PASS

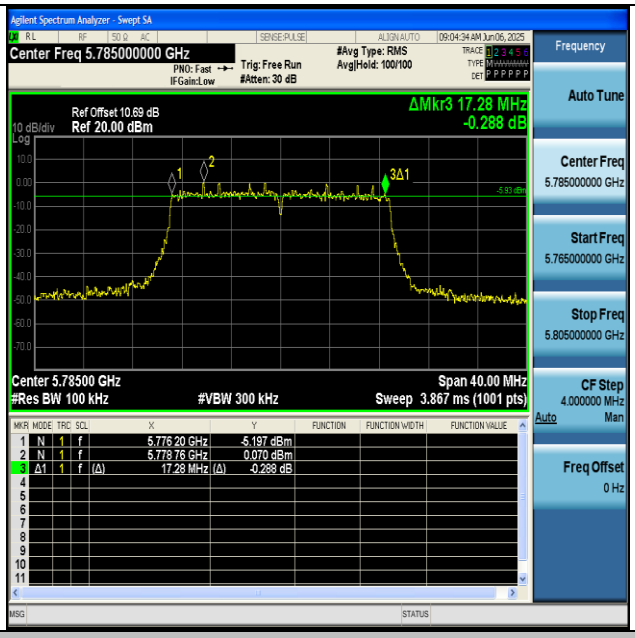

11AC20MIMO-Ant1-5785-PASS

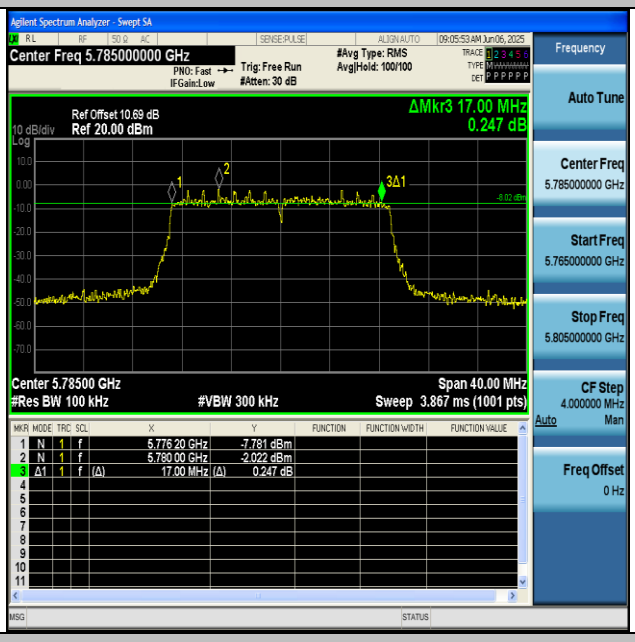

11AC20MIMO-Ant2-5785-PASS

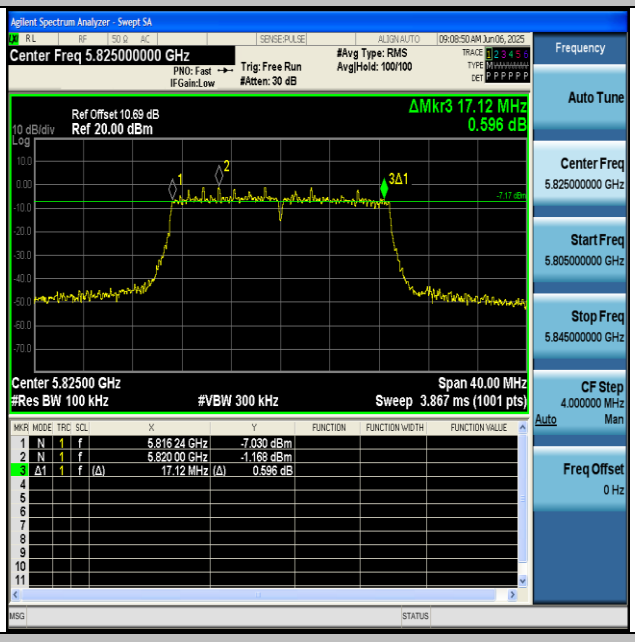

11AC20MIMO-Ant1-5825-PASS

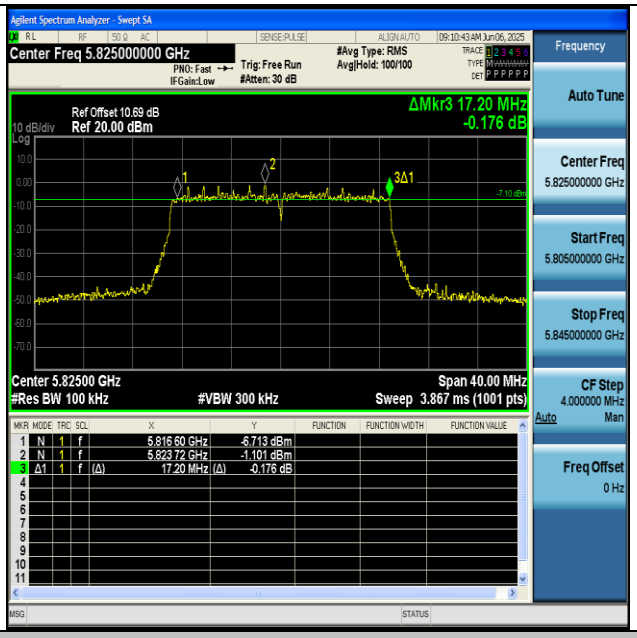

11AC20MIMO-Ant2-5825-PASS

Appendix B: Maximum conducted output power

Test Result

Test Mode	Antenna	Frequency [MHz]	Conducted Power [dBm]	Conducted Limit [dBm]	Verdict
11A	Ant1	5745	12.51	≤30.00	PASS
11A	Ant2	5745	8.80	≤30.00	PASS
11A	Ant1	5785	11.77	≤30.00	PASS
11A	Ant2	5785	9.51	≤30.00	PASS
11A	Ant1	5825	10.52	≤30.00	PASS
11A	Ant2	5825	10.78	≤30.00	PASS
11N20MIMO	Ant1	5745	10.53	≤30.00	PASS
11N20MIMO	Ant2	5745	8.27	≤30.00	PASS
11N20MIMO	total	5745	12.56	≤30.00	PASS
11N20MIMO	Ant1	5785	11.27	≤30.00	PASS
11N20MIMO	Ant2	5785	9.07	≤30.00	PASS
11N20MIMO	total	5785	13.32	≤30.00	PASS
11N20MIMO	Ant1	5825	10.26	≤30.00	PASS
11N20MIMO	Ant2	5825	10.48	≤30.00	PASS
11N20MIMO	total	5825	13.38	≤30.00	PASS
11AC20MIMO	Ant1	5745	11.41	≤30.00	PASS
11AC20MIMO	Ant2	5745	8.40	≤30.00	PASS
11AC20MIMO	total	5745	13.17	≤30.00	PASS
11AC20MIMO	Ant1	5785	11.34	≤30.00	PASS
11AC20MIMO	Ant2	5785	9.20	≤30.00	PASS
11AC20MIMO	total	5785	13.41	≤30.00	PASS
11AC20MIMO	Ant1	5825	10.39	≤30.00	PASS
11AC20MIMO	Ant2	5825	10.51	≤30.00	PASS
11AC20MIMO	total	5825	13.46	≤30.00	PASS

Note: offset(dB) = cable loss(dB) + attenuator factor(dB) + Duty Cycle Factor(dB)

Appendix C: Maximum power spectral density

Test Result

Frequency [MHz]	Test Mode	Antenna	Result [dBm/500KHz]	Limit [dBm/500KHz]	Verdict
5745	11A	Ant1	-1.32	≤30.00	PASS
5745	11A	Ant2	-4.70	≤30.00	PASS
5785	11A	Ant1	-2.38	≤30.00	PASS
5785	11A	Ant2	-3.88	≤30.00	PASS
5825	11A	Ant1	-3.06	≤30.00	PASS
5825	11A	Ant2	-3.15	≤30.00	PASS
5745	11N20MIMO	Ant1	-1.81	≤30.00	PASS
5745	11N20MIMO	Ant2	-3.96	≤30.00	PASS
5745	11N20MIMO	total	0.26	≤29.60	PASS
5785	11N20MIMO	Ant1	-1.89	≤30.00	PASS
5785	11N20MIMO	Ant2	-3.86	≤30.00	PASS
5785	11N20MIMO	total	0.25	≤29.60	PASS
5825	11N20MIMO	Ant1	-2.30	≤30.00	PASS
5825	11N20MIMO	Ant2	-2.52	≤30.00	PASS
5825	11N20MIMO	total	0.60	≤29.60	PASS
5745	11AC20MIMO	Ant1	-2.21	≤30.00	PASS
5745	11AC20MIMO	Ant2	-5.13	≤30.00	PASS
5745	11AC20MIMO	total	-0.42	≤29.60	PASS
5785	11AC20MIMO	Ant1	-2.55	≤30.00	PASS
5785	11AC20MIMO	Ant2	-4.73	≤30.00	PASS
5785	11AC20MIMO	total	-0.49	≤29.60	PASS
5825	11AC20MIMO	Ant1	-3.16	≤30.00	PASS
5825	11AC20MIMO	Ant2	-2.41	≤30.00	PASS
5825	11AC20MIMO	total	0.24	≤29.60	PASS

Note: offset(dB) = cable loss(dB) + attenuator factor(dB) + Duty Cycle Factor(dB) + RB Factor(dB)

Test Graphs

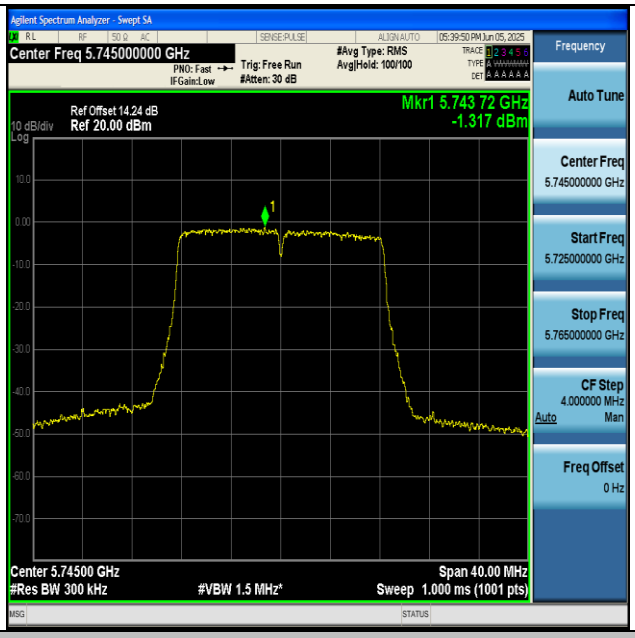

11A-Ant1-5745-PASS

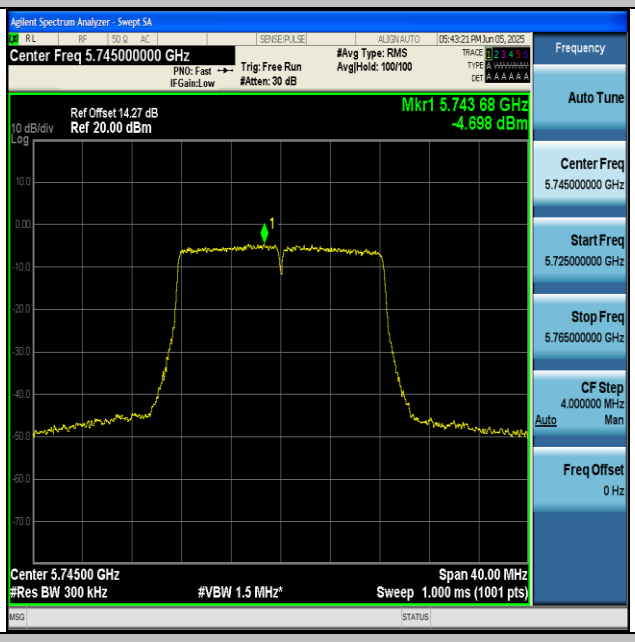

11A-Ant2-5745-PASS

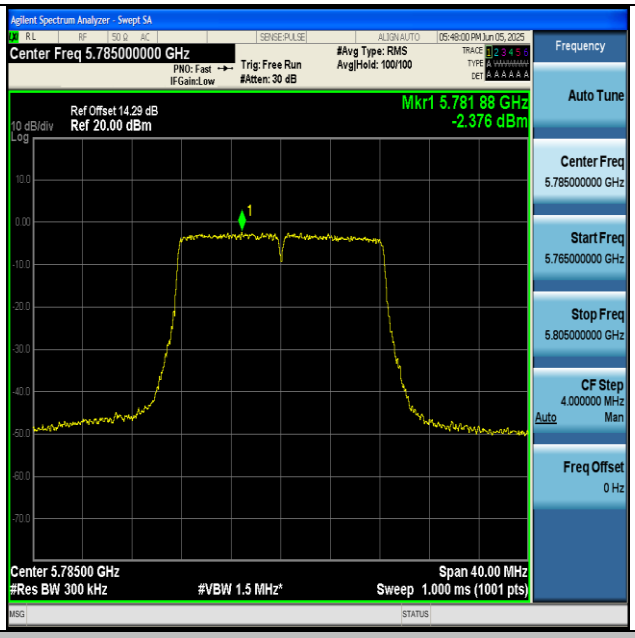

11A-Ant1-5785-PASS

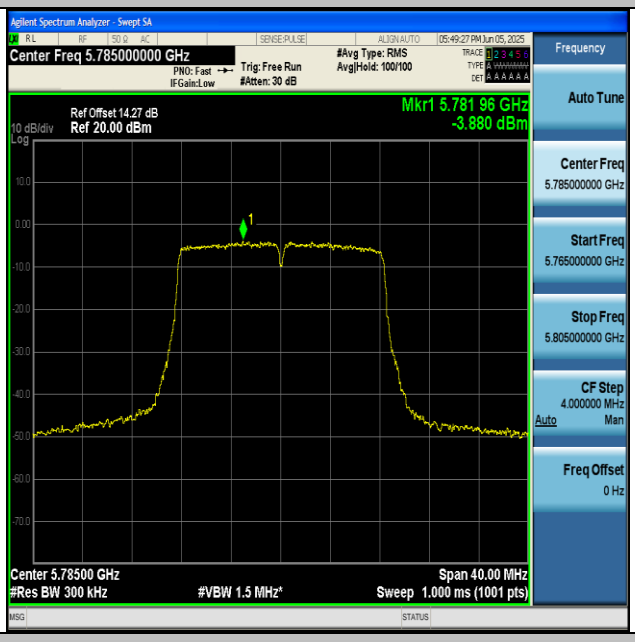

11A-Ant2-5785-PASS

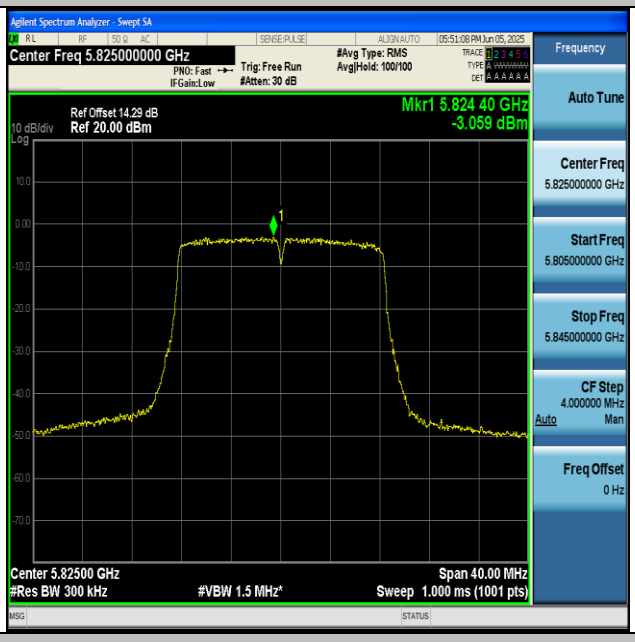

11A-Ant1-5825-PASS

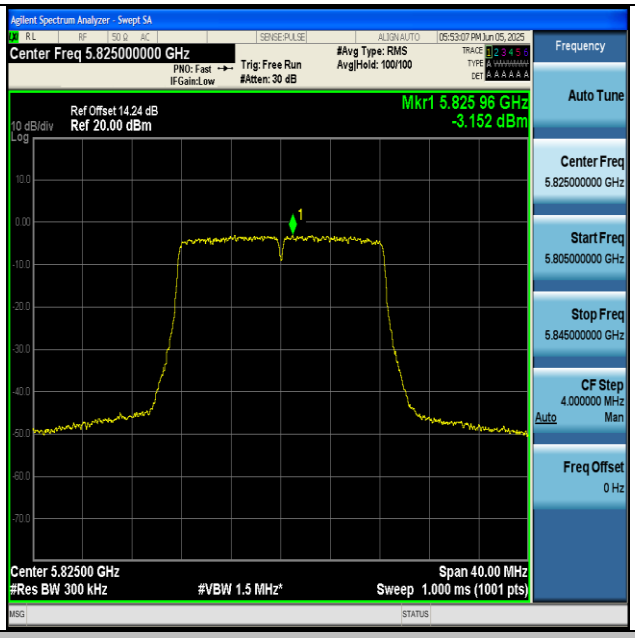

11A-Ant2-5825-PASS

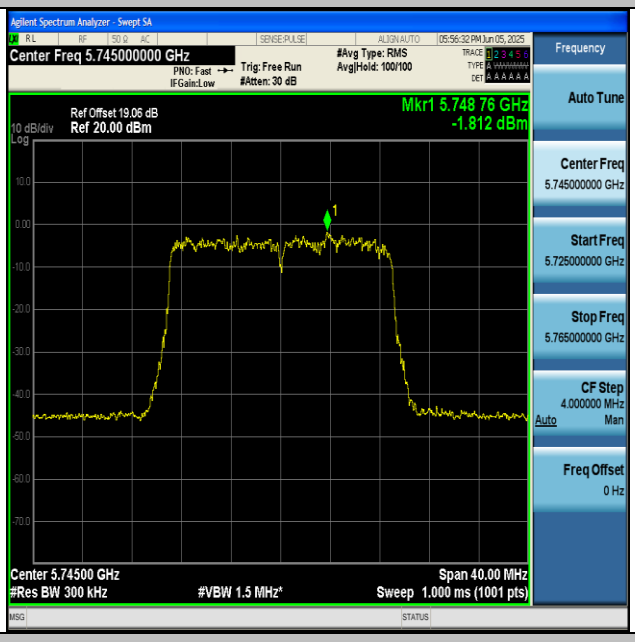

11N20MIMO-Ant1-5745-PASS

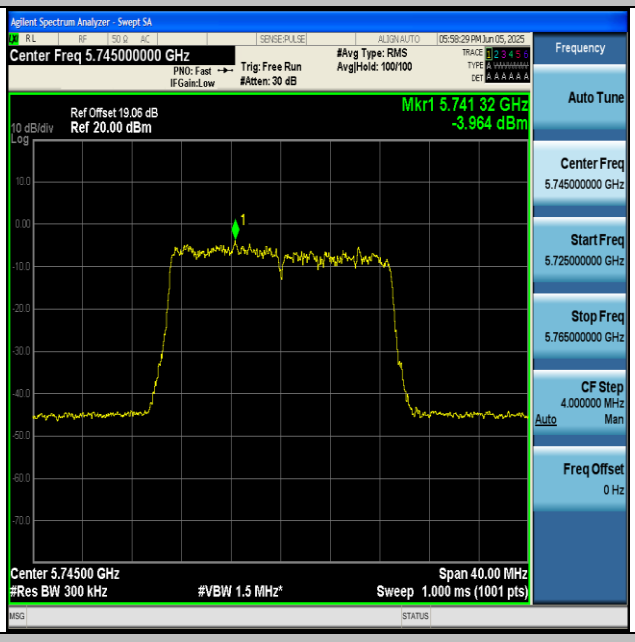

11N20MIMO-Ant2-5745-PASS

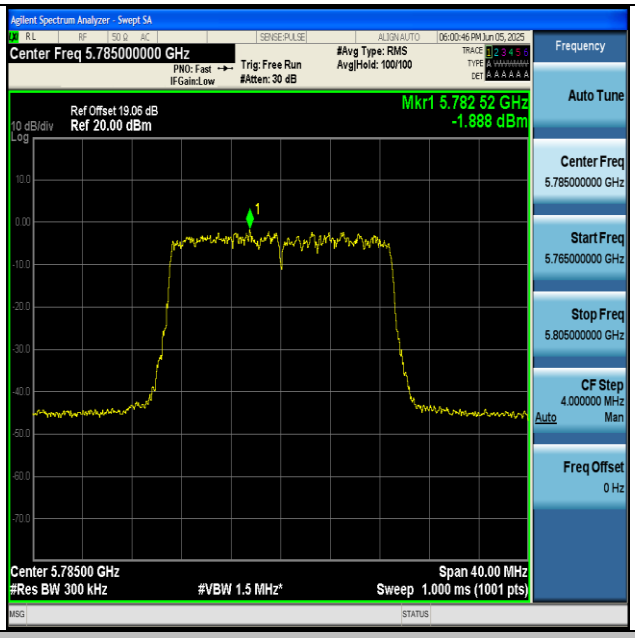

11N20MIMO-Ant1-5785-PASS

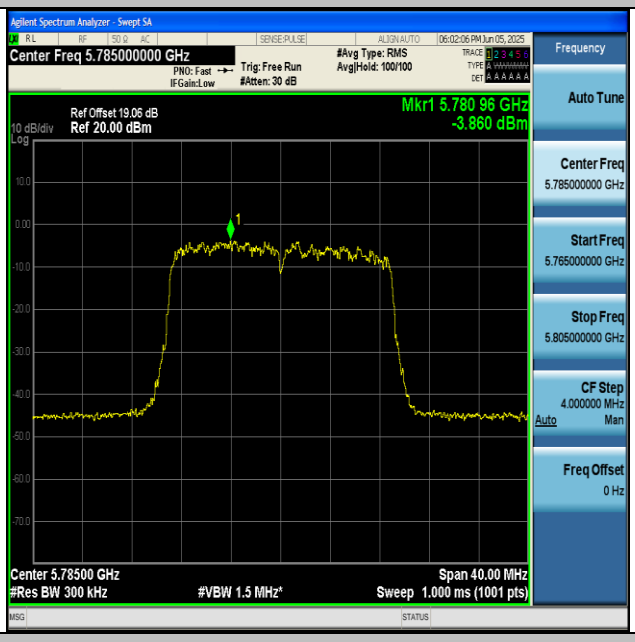

11N20MIMO-Ant2-5785-PASS

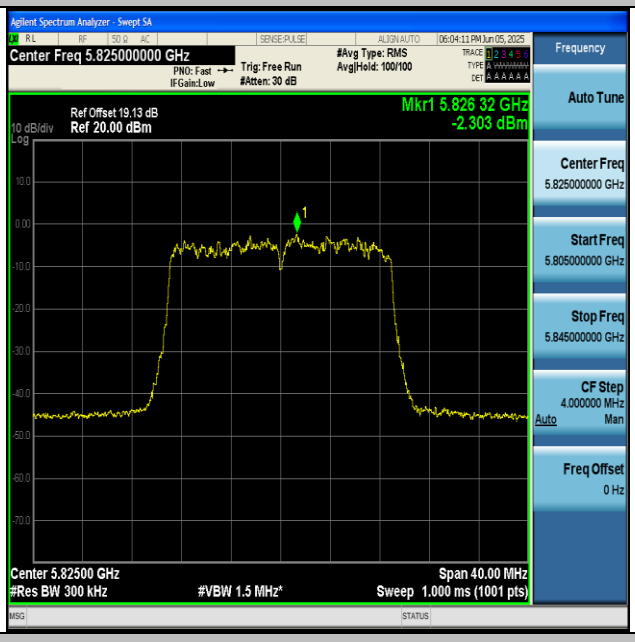

11N20MIMO-Ant1-5825-PASS

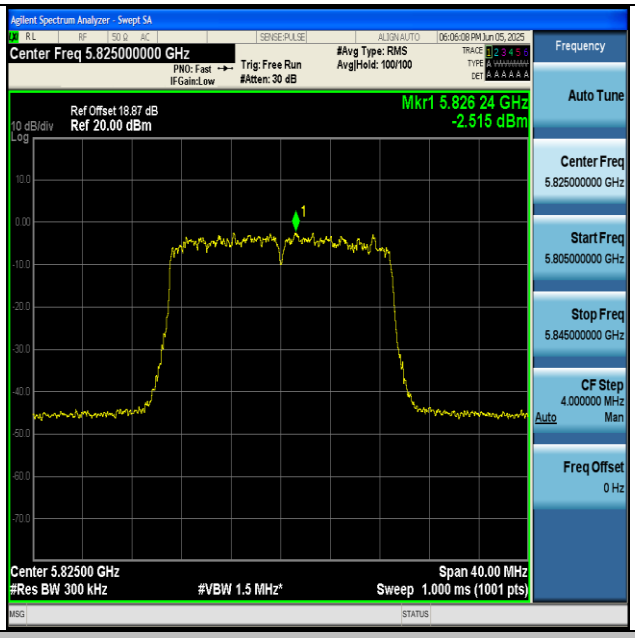

11N20MIMO-Ant2-5825-PASS

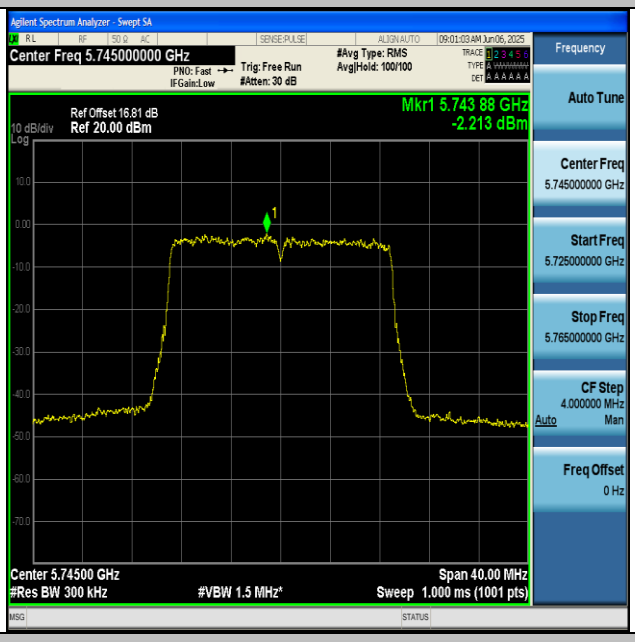

11AC20MIMO-Ant1-5745-PASS

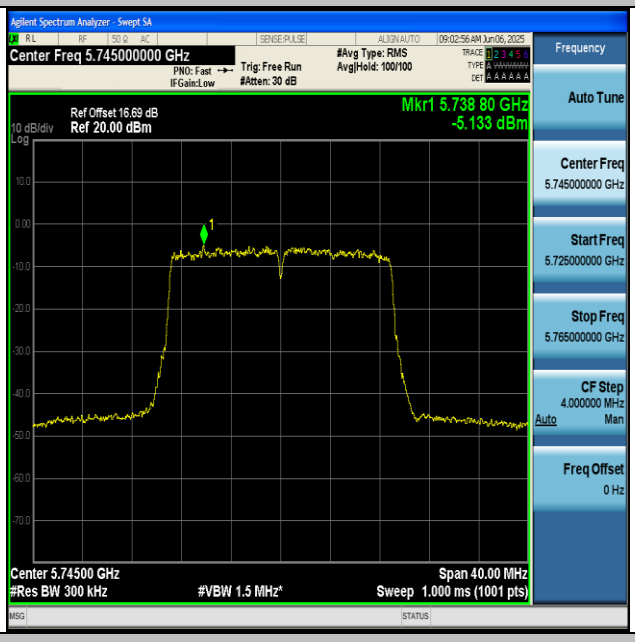

11AC20MIMO-Ant2-5745-PASS

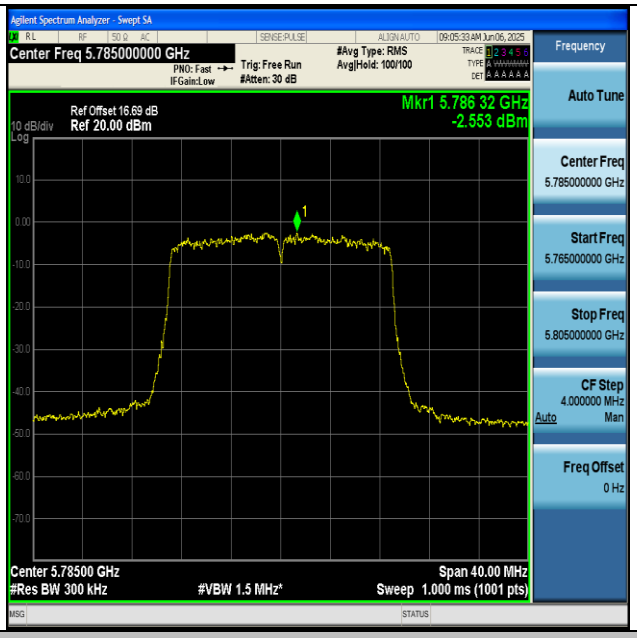

11AC20MIMO-Ant1-5785-PASS

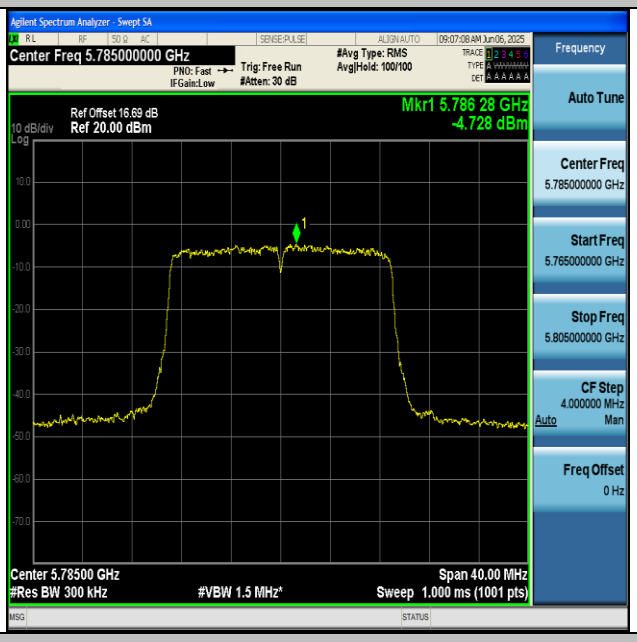

11AC20MIMO-Ant2-5785-PASS

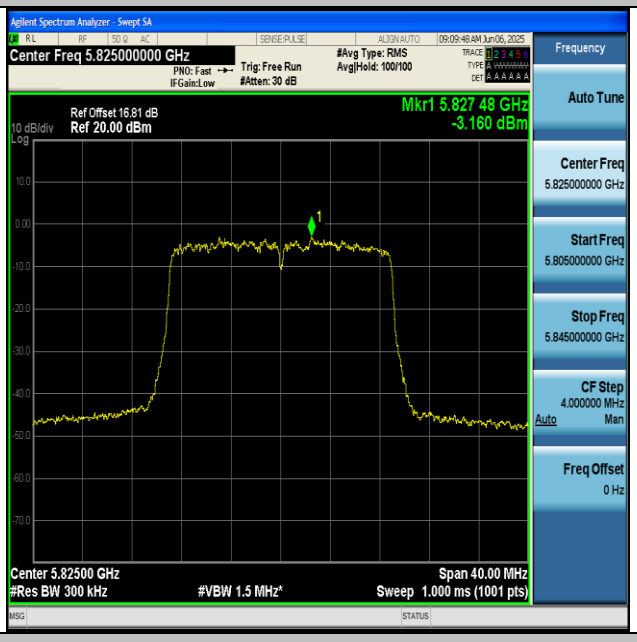

11AC20MIMO-Ant1-5825-PASS

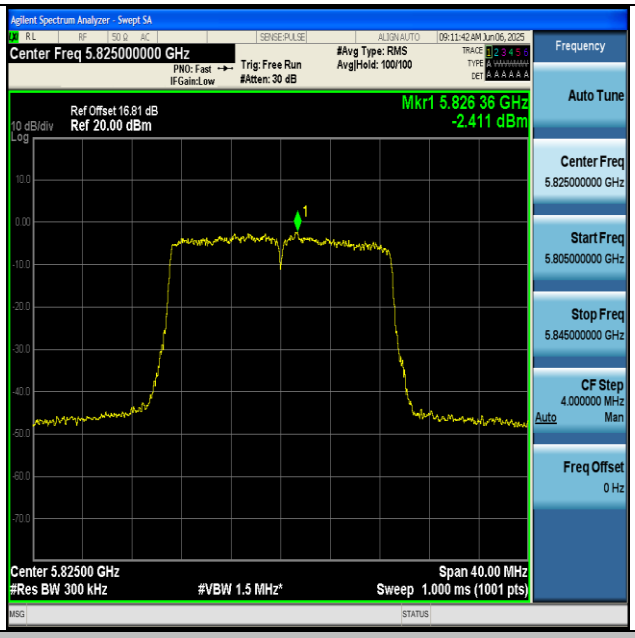

11AC20MIMO-Ant2-5825-PASS

Appendix D: Band edge measurements

Test Result

Test Mode	Antenna	Ch. Name	Frequency [MHz]	Freq. Range [MHz]	Result [dBm]	Limit [dBm]	Verdict
11A	Ant1	Low	5745	5720~5725	-35.19	≤15.82	PASS
11A	Ant1	Low	5745	5700~5720	-35.52	≤10.64	PASS
11A	Ant1	Low	5745	5650~5700	-35.56	≤-26.96	PASS
11A	Ant1	Low	5745	5760~5650	-35.72	≤-27	PASS
11A	Ant2	Low	5745	5720~5725	-35.44	≤16.60	PASS
11A	Ant2	Low	5745	5700~5720	-34.28	≤10.06	PASS
11A	Ant2	Low	5745	5650~5700	-35.55	≤-26.70	PASS
11A	Ant2	Low	5745	5760~5650	-35.57	≤-27	PASS
11A	Ant1	High	5825	5850~5855	-37.06	≤16.03	PASS
11A	Ant1	High	5825	5855~5875	-35.52	≤10.66	PASS
11A	Ant1	High	5825	5875~5925	-35.4	≤-26.41	PASS
11A	Ant1	High	5825	5925~5935	-35.54	≤-27	PASS
11A	Ant2	High	5825	5850~5855	-33.81	≤17.26	PASS
11A	Ant2	High	5825	5855~5875	-34.66	≤10.40	PASS
11A	Ant2	High	5825	5875~5925	-34.87	≤-25.81	PASS
11A	Ant2	High	5825	5925~5935	-34.86	≤-27	PASS
11N20MIMO	Ant1	Low	5745	5720~5725	-31.03	≤20.01	PASS
11N20MIMO	Ant1	Low	5745	5700~5720	-36.25	≤10.15	PASS
11N20MIMO	Ant1	Low	5745	5650~5700	-35.59	≤-25.85	PASS
11N20MIMO	Ant1	Low	5745	5760~5650	-35.67	≤-27	PASS
11N20MIMO	Ant2	Low	5745	5720~5725	-36.83	≤15.82	PASS
11N20MIMO	Ant2	Low	5745	5700~5720	-35.98	≤10.31	PASS
11N20MIMO	Ant2	Low	5745	5650~5700	-36.26	≤-26.79	PASS
11N20MIMO	Ant2	Low	5745	5760~5650	-35.38	≤-27	PASS
11N20MIMO	Ant1	High	5825	5850~5855	-35.56	≤16.03	PASS
11N20MIMO	Ant1	High	5825	5855~5875	-35.93	≤10.25	PASS
11N20MIMO	Ant1	High	5825	5875~5925	-35.83	≤-26.61	PASS
11N20MIMO	Ant1	High	5825	5925~5935	-35.48	≤-27	PASS
11N20MI	Ant2	High	5825	5850~5855	-32.79	≤15.73	PASS

MO							
11N20MIMO	Ant2	High	5825	5855~5875	-34.01	≤10.17	PASS
11N20MIMO	Ant2	High	5825	5875~5925	-36.12	≤-26.81	PASS
11N20MIMO	Ant2	High	5825	5925~5935	-33.95	≤-27	PASS
11AC20MIMO	Ant1	Low	5745	5720~5725	-35.61	≤16.34	PASS
11AC20MIMO	Ant1	Low	5745	5700~5720	-35.5	≤10.18	PASS
11AC20MIMO	Ant1	Low	5745	5650~5700	-35.88	≤-26.70	PASS
11AC20MIMO	Ant1	Low	5745	5760~5650	-35.94	≤-27	PASS
11AC20MIMO	Ant2	Low	5745	5720~5725	-34.51	≤18.18	PASS
11AC20MIMO	Ant2	Low	5745	5700~5720	-35.76	≤10.09	PASS
11AC20MIMO	Ant2	Low	5745	5650~5700	-36.6	≤-26.96	PASS
11AC20MIMO	Ant2	Low	5745	5760~5650	-35.15	≤-27	PASS
11AC20MIMO	Ant1	High	5825	5850~5855	-36.16	≤15.73	PASS
11AC20MIMO	Ant1	High	5825	5855~5875	-35.76	≤10.44	PASS
11AC20MIMO	Ant1	High	5825	5875~5925	-36.28	≤-26.81	PASS
11AC20MIMO	Ant1	High	5825	5925~5935	-35.69	≤-27	PASS
11AC20MIMO	Ant2	High	5825	5850~5855	-35.6	≤16.34	PASS
11AC20MIMO	Ant2	High	5825	5855~5875	-34.9	≤10.10	PASS
11AC20MIMO	Ant2	High	5825	5875~5925	-36.24	≤-26.61	PASS
11AC20MIMO	Ant2	High	5825	5925~5935	-34.45	≤-27	PASS

Note: offset(dB) = cable loss(dB) + attenuator factor(dB)

Test Graphs

11A-Ant1-5745-PASS

11A-Ant2-5745-PASS

11A-Ant1-5825-PASS

11A-Ant2-5825-PASS

11N20MIMO-Ant1-5745-PASS