说明：MD-MINI PRO中英文说明书
ERP：A07-006-011
尺寸：148.5*210mm
材质：128克铜版纸，双面单色印刷，对折（中间线为折痕线）

MD-MINIPRO产品使用说明

产品功能介绍：

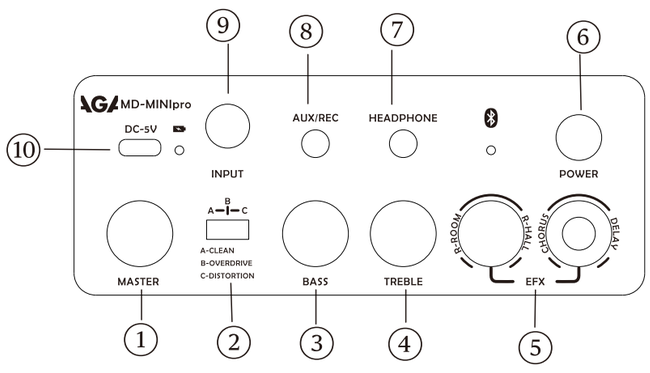

1.MASTER：总音量。

2.A-CLEAN：清音
B-OVERDRIVE:过载
C-DISTORTION：失真

3.BASS：低音。

4.TREBLE：高音。

5.效果音量：

（1）.R-ROOM/R-HALL:前半段调节R-ROOM房间混响音量；后半段调节R-HALL大厅混响音量。

（2）.CHORUS/DELAY：前半段调节CHORUS-合唱音量；后半段调节DELAY-延迟音量。

6.POWER：

（1）.开机：长按开机键2秒开机，按键上开机指示灯亮。

（2）.开启蓝牙：音箱在开机状态，短按一下开机键，开启蓝牙，蓝牙指示灯闪亮，配对成功后蓝牙指示灯长亮。再短按一下开机键，关蓝牙，蓝牙指示灯灭。

（3）.蓝牙音频连接：蓝牙开启后，使用手机蓝牙功能可与音箱配对播放音频，蓝牙音频播放时，仅主音量旋钮可以调整音量大小，其他旋钮对蓝牙音频无效。

（4）.关机：长按开机键2秒，关机。

7.HEADPHONE：

（1）.耳机播放功能：使用四芯3.5音频插头耳机，可以对音箱静音练琴。

（2）.内录功能：无线内录发射器插入耳机插孔，此时无线内录发射信号，但屏蔽喇叭播放，轻按两下开机键，内录与喇叭同时工作，再次轻按后又屏蔽喇叭。

8.AUX/REC：

（1）外接音频线路输入：使用3.5四芯音频线，可以外按MP3,手机等音频设备，可同时与电吉他音频播放，外接音频线路输入时，仅主音量旋钮可以调整音量大小，其他旋钮对外接音频无效。

（2）.有线内录输出：打开手机录音机功能，使用3.5四芯音频线，可录音箱做有线录音。

9.INPUT：电吉他音频输入：使用6.35音频线连接电吉他与音箱，音量旋钮可调节音量大小，高，低音旋钮可调整电吉他音频的高、低音音色，大，小混响旋钮可加入混响效果，合唱、延迟旋钮可加入合唱及回声音效，三挡开关可切换电吉他的清音、过载、失真的演奏音效。

10.DC-5V：DC-5V输入口，使用5V1A充电头可以对本音箱充电，充电时充电指示灯亮，充满后充电指示灯灭。

电气性能：

1.音频：

扬声器单元:4寸全频喇叭　8R　5W 1KHz灵敏度：110db(+-3db)
频率响应：20Hz～20KHz　　额定功率：5W
失真度:<1%　　音频信噪比:>90dB

2.蓝牙：

蓝牙解决方案：杰理　　蓝牙版本：Bluetooth V5.0
频率范围：2.402GHz-2.480GHz　　通讯距离：直线无阻>=10米
支持系统：Android/iSO/Windows　　传输功率：Class 2　max. 4dBm
配对名称：MINGS-BT

3.音箱播放时间及充电性能

连续播放时间：>3H　　充电时间：<3H

4.电池

体积：18650带保护板　　种类：18650锂电池
额定电压：3.7V　　标称容量：2000mAH
可充电次数：>500次　　数量：1节

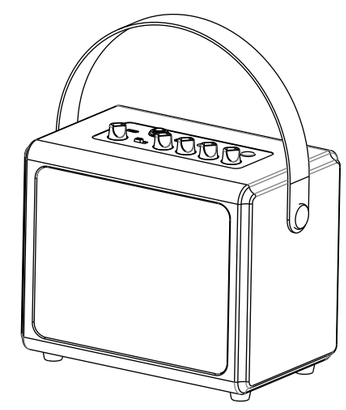

安全性能

1.充放电性能

放电性能：当电池电压小于3.3V时，开机指示灯慢闪，表示电量不足，当电池电量小于3V时，开机指示灯快闪，并于60秒后自动关机。

充电性能：当电池电压充至4.2V+0.05V时，充满自停，充电指示灯灭

电器性能

本音箱在摄氏0℃--40℃时，能正常工作　　本音箱在湿度为 85%RH时，能正常工作

机械性能

输入TYPE-C USB口及输入6.35音频口及输出音频口承受2000次插拔后，能正常工作。

开机按键及各旋钮承受30000次开关或100000旋钮后，能正常工作。

结构性能

本音箱在承受震动幅度1.6mm; 震动频率10Hz～55Hz,每一分钟变化为1Hz，并沿X.Y.Z三个方向各震动30分钟后，能正常工作。

本音箱在承受1米6面，水泥地面跌落6次后，结构无异常，外观无大异常，并能正常工作。

注意事项

在充电或正常运行过程中，本机会轻微发热，这属于正常现象。
清洁本机时，请关闭电源，并断开所有外部电源连接。
请使用抗静电软布清洁擦拭整机，请勿使用化学物质（如：酒精，苯）、化学洗剂、有磨砂性的清洁擦拭剂。
请尽量让本产品保持干燥，请不要在过于潮湿的环境中使用本机。
请使用本公司认可的附件，勿擅自拆卸本机，否则不能享受本公司的免费保修服务。

安全警告及禁止

▲.为了正确和安全的使用，请仔细阅读本安全须知
▲.在禁止使用无线电设备的场所或本机的使用会引起其它电子设备的干扰与安全隐患时，请关闭本机电源。
▲.在标示有易燃易爆标志的场所，请不要使用本机，并关闭本机电源。
▲.本机投入火中时，会发生爆炸。禁止将本机投入火中。

本音箱为电吉他专配音箱，具有轻巧便携特色，可在室内及室外演奏使用，有丰富的音色及音效调节，以及蓝牙伴音演奏功能。耳机播放功能可用于平时的静音练琴，可供专业人士或爱好者使用。

MD-MINI PRO PRODUCT INSTRUCTIONS

PRODUCT FEATURES:

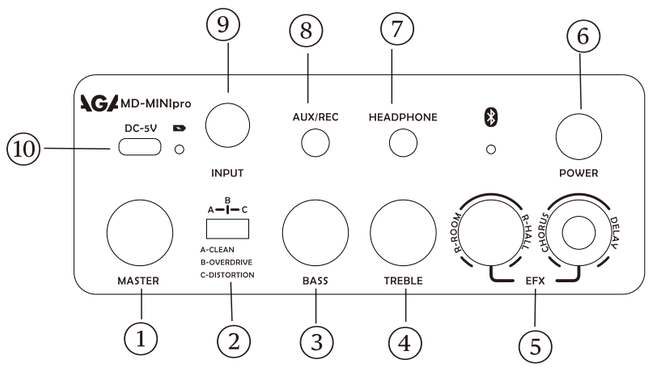

1.MASTER：Total volume.

2.A-CLEAN：Voiceless sound.
B-OVERDRIVE: Overload.
C-DISTORTION：Distortion.

3.BASS：Bass frequency level control.

4.TREBLE：Treble frequency level control.

5.FX Volume:

（1）.R-ROOM/R-HALL:Adjust the reverberation volume of R-ROOM in the first half; Adjust R-HALL reverb volume in the second half.

（2）.CHORUS/DELAY：The first half of the CHORUS- chorus volume adjustment; Second half adjustment DELAY- Delay volume.

6.POWER：

（1）. Power on: Long press the power button for 2 seconds to power on. The power indicator on the button is on.

（2）.Turn on Bluetooth: When the speaker is on, press the power button to turn on Bluetooth, the Bluetooth indicator will shine, and the Bluetooth indicator will keep on after the pairing is successful. Press the power button again, turn off Bluetooth, and the Bluetooth indicator is off.

（3）.Bluetooth audio connection: After Bluetooth is turned on, the Bluetooth function of the mobile phone can be used to pair with the speaker to play audio. When Bluetooth audio is played, only the main volume knob can adjust the volume, and other knobs are invalid for Bluetooth audio.

（4）.Power off: Hold down the power button for 2 seconds to power off.

7.HEADPHONE：

（1）.Headset playback function: Use four-core 3.5 audio plug headphones, you can mute the speaker practice.

（2）.Recording function: The wireless recording transmitter is inserted into the headphone jack. At this time, the wireless recording signals are transmitted, but the speaker is shielded. Tap the power button twice, and the recording and the speaker work at the same time.

8.AUX/REC：

（1）.External audio line input: the use of 3.5 four-core audio cable, you can press Mp3, mobile phone and other audio devices, can play with electric guitar audio at the same time, external audio line input, only the main volume knob can adjust the volume, other knob external audio is invalid.

（2）.Wired record output：Open the mobile phone recorder function, use 3.5 four-core audio cable, recording box can do wired recording.

9.INPUT：Electric guitar audio input: The 6.35 audio cable is used to connect the electric guitar to the speaker, the volume knob can adjust the volume, the high and low bass knobs can adjust the high and low timbre of the electric guitar audio, the large and small reverb knobs can add the reverb effect, the chorus and delay knobs can add the chorus and echo sound effect, the three-gear switch can switch the acoustic, overload and distorted playing sound effects of the electric guitar.

10.DC-5V：Charging: The 5V1A charging head can be used to charge the speaker, the charging indicator is on when charging, and the charging indicator is off when it is full.

ELECTRICAL PERFORMANCE:

1.Audio:

Speaker unit :4 "full frequency speaker 8R 5W1KHz Sensitivity: 110db(+-3db)
Frequency Response：20Hz～20KHz　　Rated Power：5W
Distortion Degree:<1%　　Audio Signal-to-noise Ratio:>90dB

2.Bluetooth：

Bluetooth Solution: Jerry　　Bluetooth Version：Bluetooth V5.0
Frequency Range：2.402GHz-2.480GHz
Communication Distance: Straight line ＞=10 m
Support System：Android/iSO/Windows
Transmission Power: Class 2　max. 4dBm　　Pairing Name：MINGS-BT

3.Speaker Playback Time And Charging Performance

Continuous Play Time：>3H　　Charging Time：<3H

4.BATTERIES

Volume: 18650 with protective plate
Type: Lithium-ion secondary battery
Rated Voltage：3.7V　　Nominal capacity :2000mAH
Rechargeable Times: >500 times　　Quantity: 1 section

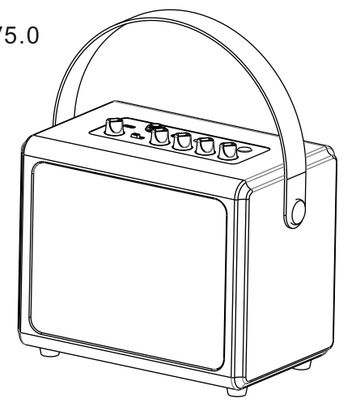

Safety Performance

5. Charge And Discharge Performance

Discharge Performance：When the battery voltage is less than 3.3V, the power indicator blinks slowly, indicating that the battery is insufficient. When the battery voltage is less than 3V, the power indicator blinks quickly, and the battery automatically shuts down after 60 seconds.

Charging Performance: When the battery voltage is charged to 4.2V+0.05V, the charging indicator is off.

Electrical Performance

The speaker can work normally at 0˚C -40˚C
The speaker can work normally when the humidity is 85%RH

Mechanical Property

The input TYPE-C USB port, the input 6.35 audio port and the output audio port can work normally after 2000 times of insertion and removal.

The power button and the knobs can work normally after 30000 switches or 100000 knobs.

Structural Performance

The speaker withstands vibration amplitude of 1.6mm; The vibration frequency is 10Hz~55Hz, and the change is 1Hz every minute. After 30 minutes of vibration in the three directions of X.Y.Z, it can work normally.

The speaker can work normally after being subjected to 1.6m surface and falling 6 times on the concrete floor. The structure and appearance of the speaker are not abnormal.

Matters needing attention

During charging or normal operation, the machine heats up slightly, which is a normal phenomenon.
When cleaning the machine, turn off the power supply and disconnect all external power connections.
Use an antistatic cloth to clean and wipe the entire machine. Do not use chemical substances (such as alcohol and benzene), chemical detergent, or abrasive cleaning agent.
Please keep this product as dry as possible and do not use this unit in an overly humid environment.
Please use the accessories approved by the company, do not disassemble the machine without authorization, otherwise you can not enjoy the company's free warranty service.

Safety warnings and prohibitions

▲.For correct and safe use, please read this safety notice carefully
▲.In the place where the use of radio equipment is prohibited or the use of the machine will cause interference and safety risks of other electronic equipment, please turn off the power supply of the machine.
▲.In places marked with inflammable and explosive signs, please do not use the machine and turn off the power supply of the machine.
▲.The machine will explode when thrown into the fire. Do not throw the machine into the fire.

This speaker is specially equipped for electric guitar, with lightweight and portable characteristics, can be used in indoor and outdoor performance, with rich timbre and sound adjustment, as well as Bluetooth sound performance function. The headset playback function can be used for quiet practice, which can be used by professionals or enthusiasts.

FCC Statement

This device complies with part 15 of the FCC rules. Operation is subject to the following two conditions: (1) this device may not cause harmful interference, and (2) this device must accept any interference received, including interference that may cause undesired operation.

Changes or modifications not expressly approved by the party responsible for compliance could void the user's authority to operate the equipment.

NOTE: This equipment has been tested and found to comply with the limits for a Class B digital device, pursuant to part 15 of the FCC Rules. These limits are designed to provide reasonable protection against harmful interference in a residential installation. This equipment generates uses and can radiate radio frequency energy and, if not installed and used in accordance with the instructions, may cause harmful interference to radio communications. However, there is no guarantee that interference will not occur in a particular installation. If this equipment does cause harmful interference to radio or television reception, which can be determined by turning the equipment off and on, the user is encouraged to try to correct the interference by one or more of the following measures:

- Reorient or relocate the receiving antenna.
- Increase the separation between the equipment and receiver.
- Connect the equipment into an outlet on a circuit different from that to which the receiver is connected.
- Consult the dealer or an experienced radio/TV technician for help.

The device has been evaluated to meet general RF exposure requirement. The device can be used in portable exposure condition without restriction.