说明：GA-ONE中英文说明书（20240113），
ERP：A07-006-035
128克铜版纸，
总尺寸：148.5*210mm，
正反面单色印刷，折叠（中间线为折痕线）

FCC Statement
This device complies with part 15 of the FCC rules. Operation is subject to the following two conditions: (1) this device may not cause harmful interference, and (2) this device must accept any interference received, including interference that may cause undesired operation. Changes or modifications not expressly approved by the party responsible for compliance could void the user's authority to operate the equipment.
NOTE: This equipment has been tested and found to comply with the limits for a Class B digital device, pursuant to part 15 of the FCC Rules. These limits are designed to provide reasonable protection against harmful interference in a residential installation.

This equipment generates uses and can radiate radio frequency energy and, if not installed and used in accordance with the instructions, may cause harmful interference to radio communications. However, there is no guarantee that interference will not occur in a particular installation. If this equipment does cause harmful interference to radio or television reception, which can be determined by turning the equipment off and on, the user is encouraged to try to correct the interference by one or more of the following measures:
•Reorient or relocate the receiving antenna.
•Increase the separation between the equipment and receiver.
•Connect the equipment into an outlet on a circuit different from that to which the receiver is connected.
•Consult the dealer or an experienced radio/TV technician for help.
The device has been evaluated to meet general RF exposure requirement. The device can be used in portable exposure condition without restriction.

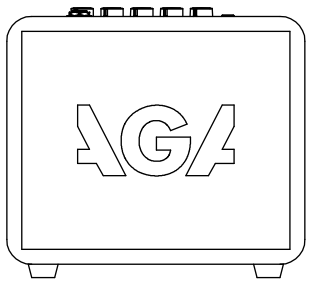

GA-ONE

Instructions For Use

Function introduction

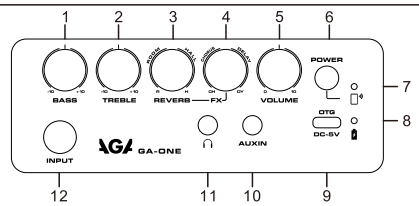

1.BASS:Adjust the bass audio function of the instrument.
2.TREBLE: Adjust instrument treble audio function.
3.REVERB: The first half adjusts the reverb function of the instrument room, and the second half adjusts the reverb function of the instrument hall.
4.CHORUS/DELAY: The first half adjusts the chorus function of the instrument, and the second half adjusts the delay function of the instrument.
5.VOLUME: Adjust the total volume.
6.POWER:
(1)Power on: the main switch with blue light, long press 2 seconds to turn on, the blue light is on; Press and hold for 2 seconds to shut down, the indicator is off; At low power, the blue light blinks slowly.
(2)Turn on Bluetooth: When the speaker is on, press the power button to turn on Bluetooth, the Bluetooth indicator will flash, and the Bluetooth indicator will be on after the pairing is successful. Press the power button again to turn off the Bluetooth and turn off the indicator light.
(3)Bluetooth audio connection: After Bluetooth is turned on, the Bluetooth function of the mobile phone can be used to pair with the speaker to play audio. When Bluetooth audio is played, only the main volume knob can adjust the volume, and other knobs are invalid for Bluetooth audio.
7.:Bluetooth prompt light,When not paired, the Bluetooth indicator flashes; The pairing is successful. The indicator is on..
8. :Charging indicator light,when charging, the charging indicator light is green, and when it is full, the indicator light is off.
9.(1)DC-5V:DC-5V input port, using the 5V2A charging head to charge the speaker.
（2）OTG：OTG live/recording interface (dual Type-C header cable is recommended)
10.AUXIN: Adjust the recording function.
11. :Headphone outlet.
12.INPUT:6.35 Instrument audio Input.

Performance introduction

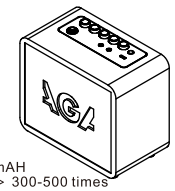

Speaker: 3 "bass +1.6" treble
Speaker maximum power: 3in 10W+ 1.6in 5W
Bluetooth:
Bluetooth version: Bluetooth V5.0
Frequency range: 2.402GHZ-2.480GHZ
Communication distance: straight line > =10ml
Support system:Android/IOS/Windows
Transmission power:Max 5dbm
Pair name:GA-ONE
Battery:
Capacity: Two 18650 batteries with protection plate
Rated voltage :7.4V　　Rated capacity :2000mAH
Quantity: 2 sections　　Rechargeable times: > 300-500 times
Time :2.5 hours　　In low power, it can be used. 30 minutes.
60% volume can be used continuously: about 4-5 hours
(Note: If not used for a long time, please charge and discharge the product regularly.)

Matters needing attention

During charging or normal operation, the machine heats up slightly, which is a normal phenomenon.
When cleaning the machine, turn off the power supply and disconnect all external power connections.
Use an antistatic cloth to clean and wipe the entire machine. Do not use chemical substances (such as alcohol and benzene), chemical detergent, or abrasive cleaning agent.
Please keep this product as dry as possible and do not use this unit in an overly humid environment.
Please use the accessories approved by the company, do not disassemble the machine without authorization, otherwise you can not enjoy the company's free warranty service.
Safety warnings and prohibitions
▲.For correct and safe use, please read this safety notice carefully
▲.In the place where the use of radio equipment is prohibited or the use of the machine will cause interference and safety risks of other electronic equipment, please turn off the power supply of the machine.
▲.In places marked with inflammable and explosive signs, please do not use the machine and turn off the power supply of the machine.
▲.Do not go near the fire.
Use an antistatic cloth to clean and wipe the entire machine. Do not use chemical substances (such as alcohol and benzene), chemical detergent, or abrasive cleaning agent.
Please keep this product as dry as possible and do not use this unit in an overly humid environment.
This speaker has the characteristics of lightweight and portable, can be used in indoor and outdoor performance, has a wealth of timbre and sound adjustment, as well as Bluetooth accompaniment performance.
The headset playback function can be used for quiet practice, which can be used by professionals or enthusiasts.

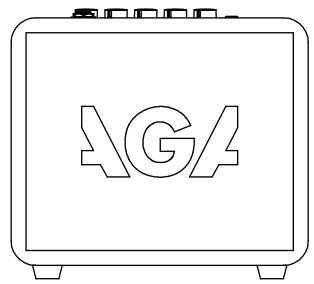

GA-ONE

使用说明

功能介绍

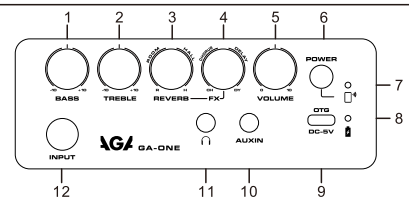

1.BASS:调节乐器低音音频功能.
2.TREBLE：调节乐器高音音频功能.
3.REVERB：前半段调节乐器房间混响功能，后半段调节乐器大厅混响功能.
4.CHORUS/DELAY：前半段调节乐器合唱功能，后半段调节乐器延迟功能.
5.VOLUME：调节总音量.
6.POWER:
（1）开机：主开关带蓝灯，长按2秒开机，蓝灯常亮;长按2秒即可关机，指示灯灭；低电时，蓝灯缓慢闪烁.
（2）开启蓝牙：音箱在开机状态，短按一下开机键，开启蓝牙，蓝牙指示灯闪亮，配对成功后蓝牙指示灯常亮。再短按一下开机键，即可关闭蓝牙，指示灯灭.
（3）蓝牙音频连接：蓝牙开启后，使用手机蓝牙功能可与音箱配对播放音频，蓝牙音频播放时，仅主音量旋钮可以调整音量大小，其他旋钮对蓝牙音频无效。
7.：蓝牙提示灯.未配对时，蓝牙指示灯闪烁；配对成功，指示灯常亮.
8. ：充电提示灯.充电时充电指示灯亮绿灯，充满后，指示灯灭。
9.（1）DC-5V：DC-5V输入口，使用5V2A充电头可对本音箱进行充电.
（2）OTG：OTG直播/录音接口（建议用双Type-C头连接线）
10.AUXIN：外接3.5音源信号输入.
11. :耳机输出口.
12.INPUT：6.35乐器音频输入.

性能介绍

喇叭：3英寸低音+1.6英寸高音
喇叭最大功率：15W
蓝牙:
蓝牙版本：蓝牙V5.0　　频率范围：2.402GHZ-2.480GHZ
通讯距离：直线< =15m　　支持系统:Android/IOS/Windows
传输功率:Max 5dbm　　配对名称:GA-ONE
电池:
容量:两节18650电池带保护板　　额定电压:7.4V
额定容量:2000mAH　　数量:2节
可充电次数:>300-500次　　时间:2.5小时
60%音量可连续使用:约4-5小时
低电时，可使用<30分钟。
(注意：如长时间不使用，请定期给产品充放电。)

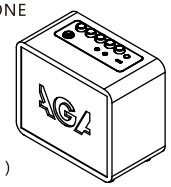

注意事项

在充电或正常运行过程中，本机会轻微发热，这属于正常现象。
清洁本机时，请关闭电源，并断开所有外部电源连接。
请使用抗静电软布清洁擦拭整机，请勿使用化学物质（如：酒精，苯）、化学洗剂、有磨砂性的清洁擦拭剂。
请尽量让本产品保持干燥，请不要在过于潮湿的环境中使用本机。
请使用本公司认可的附件，勿擅自拆卸本机，否则不能享受本公司的免费保修服务。
安全警告及禁止
▲.为了正确和安全的使用，请仔细阅读本安全须知
▲.在禁止使用无线电设备的场所或本机的使用会引起其它电子设备的干扰与安全隐患时，请关闭本机电源。
▲.在标示有易燃易爆标志的场所，请不要使用本机，并关闭本机电源。
▲.禁止靠近火源。
请使用抗静电软布清洁擦拭整机，请勿使用化学物质（如：酒精，苯）、化学洗剂、有磨砂性的清洁擦拭剂。
请尽量让本产品保持干燥，请不要在过于潮湿的环境中使用本机。
本音箱具有轻巧便携特色，可在室内及室外演奏使用，有丰富的音色及音效调节，以及蓝牙伴音演奏功能。耳机播放功能可用于平时的静音练琴，可供专业人士或爱好者使用。