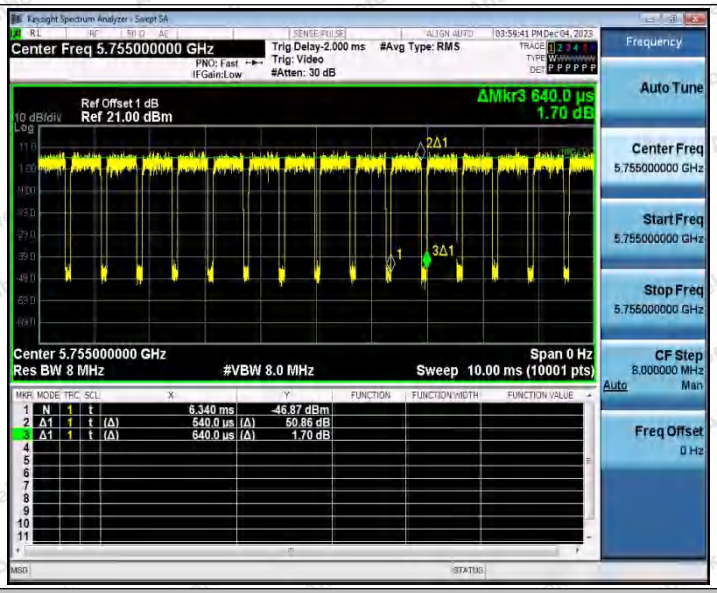

11AX40SISO_Ant1_5795

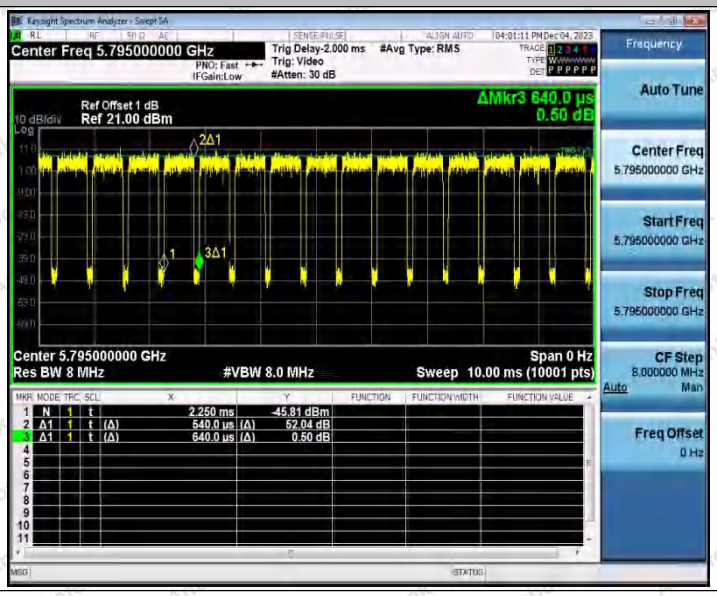

Appendix C: Maximum conducted output power

Test Result Channel Power

Test Mode	Antenna	Frequency[MHz]	Set Power	Channel Power [dBm]	Duty Cycle [%]	DC Factor [dBm]	Result [dBm]	Limit [dBm]
11A	Ant1	5180	---	13.26	87.71	0.57	13.83	≤23.98
		5200	---	13.06	87.34	0.59	13.65	≤23.98
		5240	---	12.36	87.71	0.57	12.93	≤23.98
		5260	---	13.31	87.34	0.59	13.90	≤23.98
		5300	---	12.20	87.29	0.59	12.79	≤23.98
		5320	---	12.17	87.29	0.59	12.76	≤23.98
		5745	---	12.05	87.29	0.59	12.64	≤30.00
		5785	---	12.42	87.29	0.59	13.01	≤30.00
		5825	---	13.45	87.29	0.59	14.04	≤30.00
11N20 SISO	Ant1	5180	---	13.21	86.49	0.63	13.84	≤23.98
		5200	---	12.99	86.49	0.63	13.62	≤23.98
		5240	---	12.27	86.49	0.63	12.90	≤23.98
		5260	---	13.25	86.49	0.63	13.88	≤23.98
		5300	---	12.21	86.49	0.63	12.84	≤23.98
		5320	---	12.01	86.49	0.63	12.64	≤23.98
		5745	---	12.00	86.49	0.63	12.63	≤30.00
		5785	---	12.51	86.49	0.63	13.14	≤30.00
		5825	---	13.33	86.49	0.63	13.96	≤30.00
11N40 SISO	Ant1	5190	---	11.33	75.81	1.20	12.53	≤23.98
		5230	---	10.73	75.81	1.20	11.93	≤23.98
		5270	---	11.10	75.81	1.20	12.30	≤23.98
		5310	---	10.89	75.81	1.20	12.09	≤23.98
		5755	---	11.38	75.81	1.20	12.58	≤30.00
		5795	---	11.90	75.81	1.20	13.10	≤30.00
11AC20SISO	Ant1	5180	---	13.20	92.91	0.32	13.52	≤23.98
		5200	---	13.24	92.91	0.32	13.56	≤23.98
		5240	---	12.60	92.96	0.32	12.92	≤23.98
		5260	---	13.28	92.96	0.32	13.60	≤23.98
		5300	---	12.14	92.91	0.32	12.46	≤23.98
		5320	---	12.03	92.91	0.32	12.35	≤23.98
		5745	---	12.10	92.96	0.32	12.42	≤30.00
		5785	---	12.52	92.96	0.32	12.84	≤30.00
		5825	---	13.49	92.96	0.32	13.81	≤30.00
11AC40SISO	Ant1	5190	---	12.19	86.84	0.61	12.80	≤23.98
		5230	---	11.96	88.00	0.56	12.52	≤23.98

		5270	---	12.43	86.67	0.62	13.05	≤23.98
		5310	---	11.80	86.84	0.61	12.41	≤23.98
		5755	---	12.50	86.67	0.62	13.12	≤30.00
		5795	---	12.99	86.84	0.61	13.60	≤30.00
11AX20SISO	Ant1	5180	---	12.90	91.07	0.41	13.31	≤23.98
		5200	---	12.69	91.07	0.41	13.10	≤23.98
		5240	---	12.16	91.07	0.41	12.57	≤23.98
		5260	---	13.55	91.07	0.41	13.96	≤23.98
		5300	---	12.43	91.07	0.41	12.84	≤23.98
		5320	---	12.15	91.07	0.41	12.56	≤23.98
		5745	---	13.31	91.07	0.41	13.72	≤30.00
		5785	---	13.52	91.07	0.41	13.93	≤30.00
		5825	---	14.62	91.07	0.41	**15.03**	≤30.00
11AX40SISO	Ant1	5190	---	13.38	84.38	0.74	14.12	≤23.98
		5230	---	13.19	84.38	0.74	13.93	≤23.98
		5270	---	13.64	84.38	0.74	14.38	≤23.98
		5310	---	13.08	84.38	0.74	13.82	≤23.98
		5755	---	12.39	84.38	0.74	13.13	≤30.00
		5795	---	13.02	84.38	0.74	13.76	≤30.00

Note：The Duty Cycle Factor is compensated in the graph.

Test Graphs Channel Power

11A_Ant1_5180

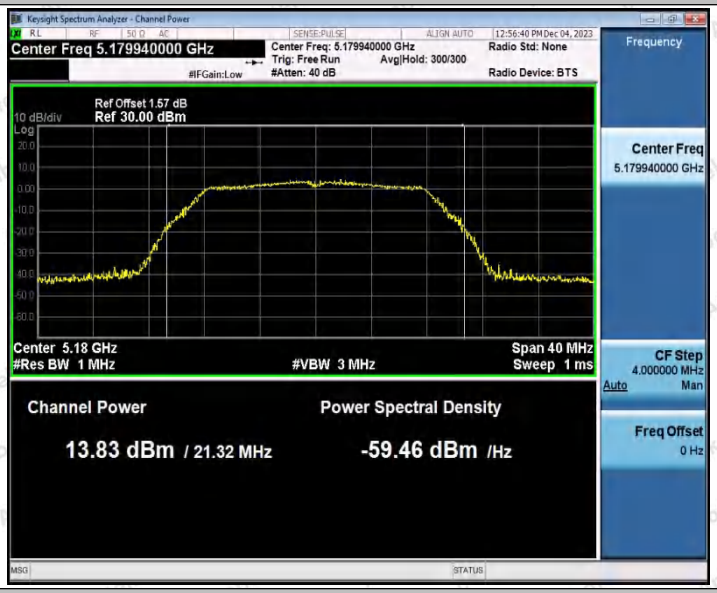

11A_Ant1_5200

11A_Ant1_5240

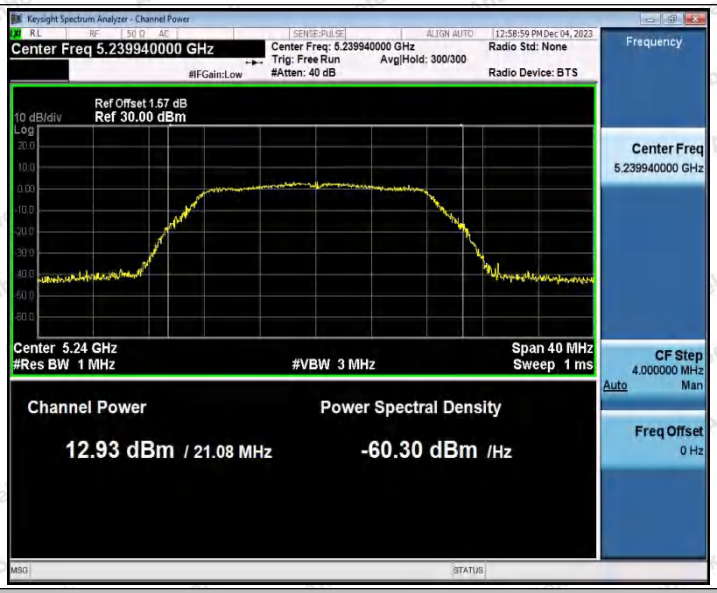

11A_Ant1_5260

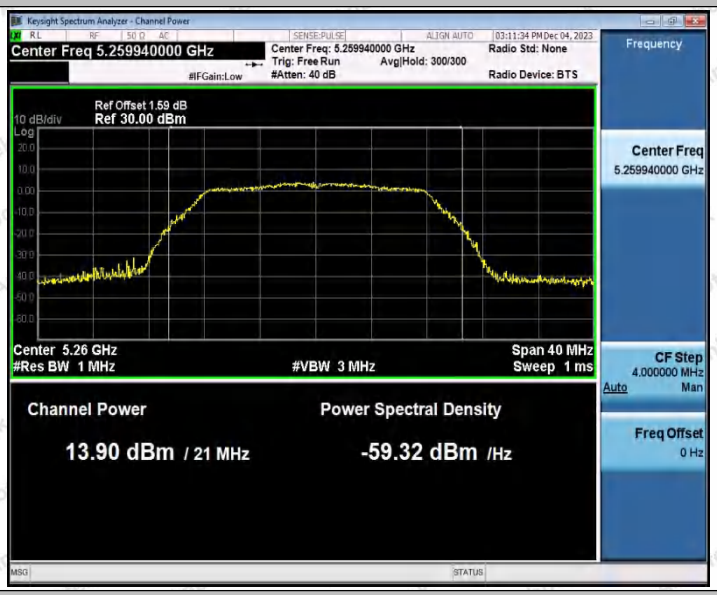

11A_Ant1_5300

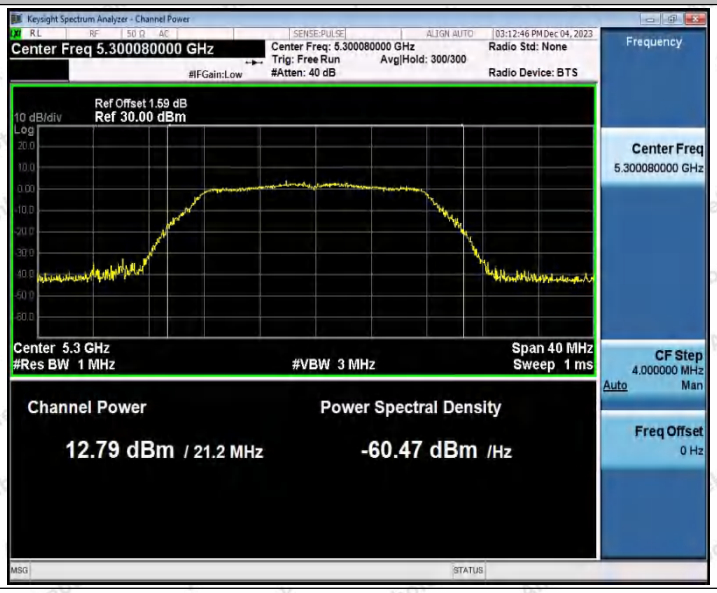

11A_Ant1_5320

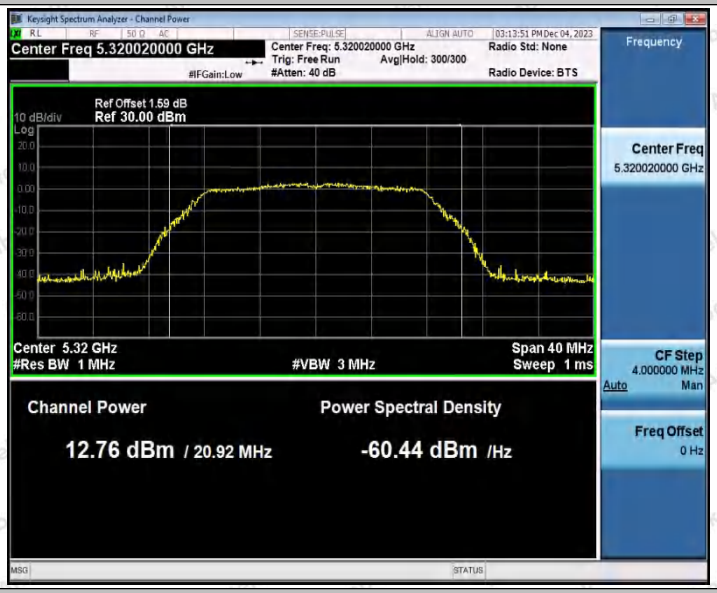

11A_Ant1_5745

11A_Ant1_5785

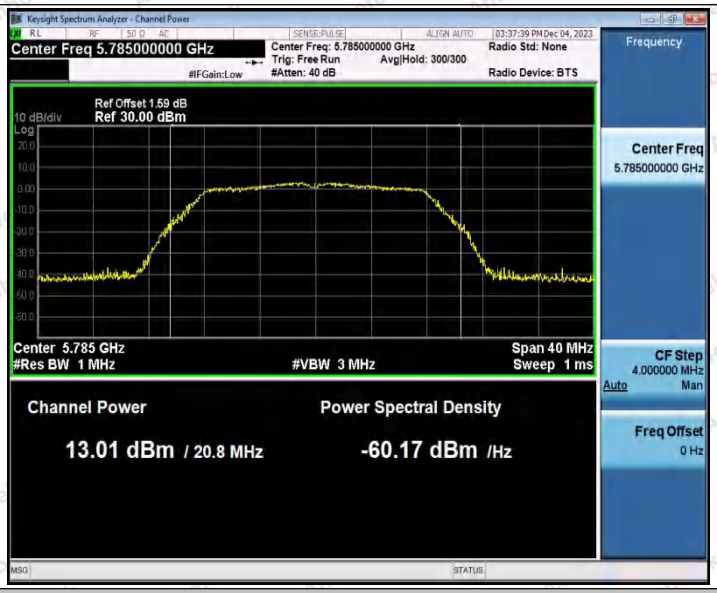

11A_Ant1_5825

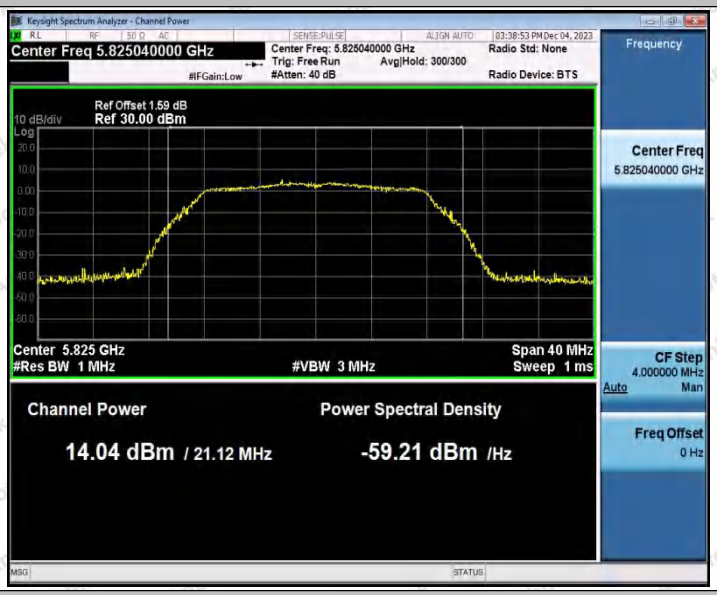

11N20SISO_Ant1_5180

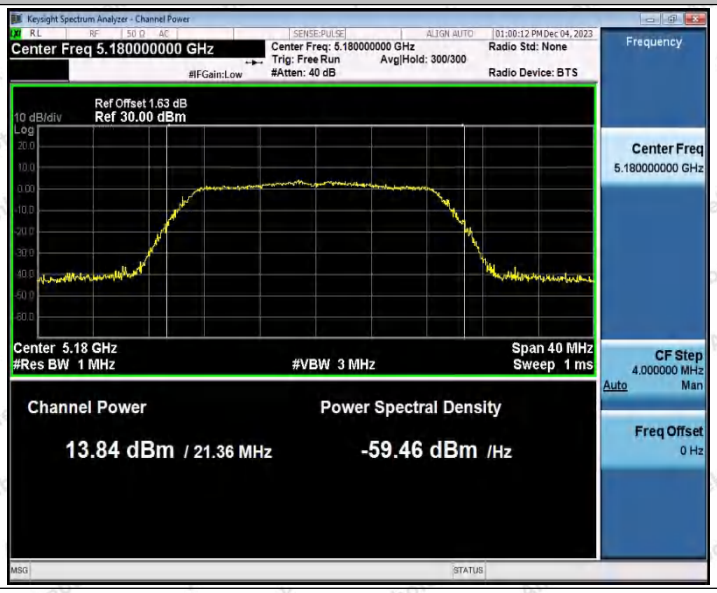

11N20SISO_Ant1_5200

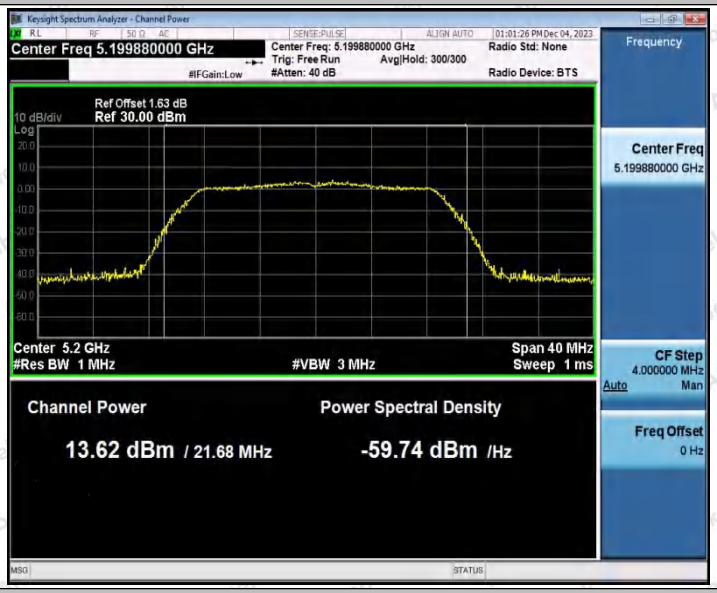

11N20SISO_Ant1_5240

11N20SISO_Ant1_5260

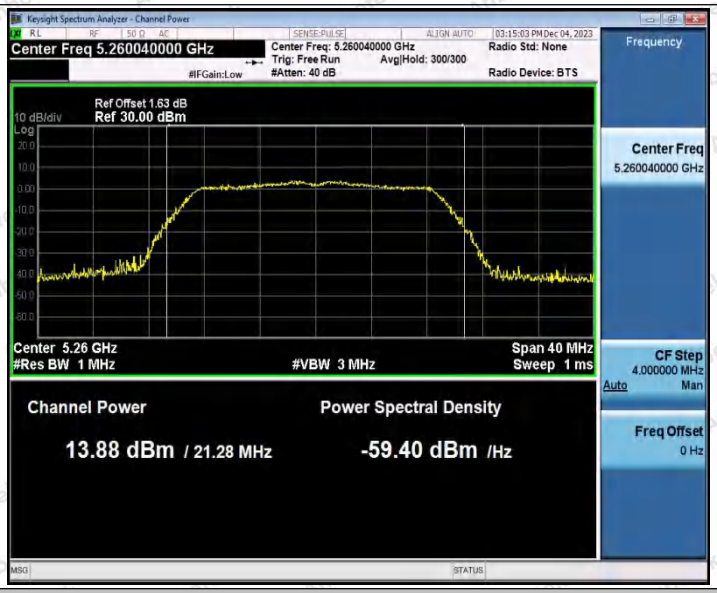

11N20SISO_Ant1_5300

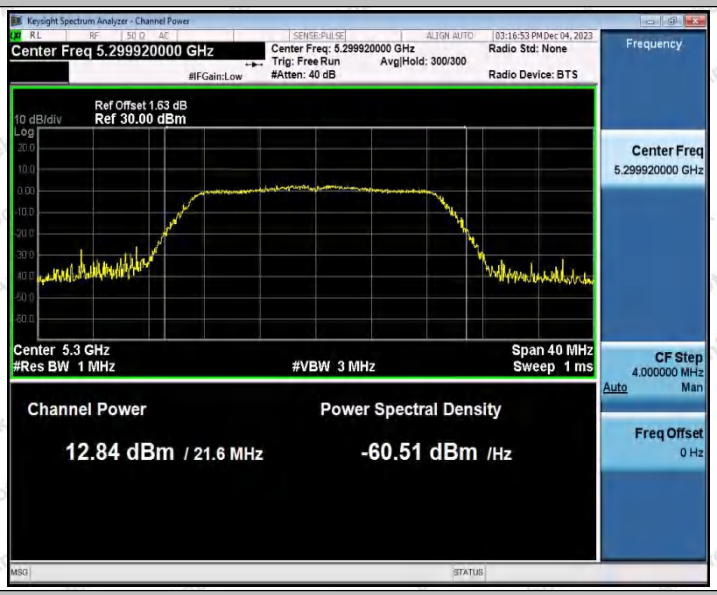

11N20SISO_Ant1_5320

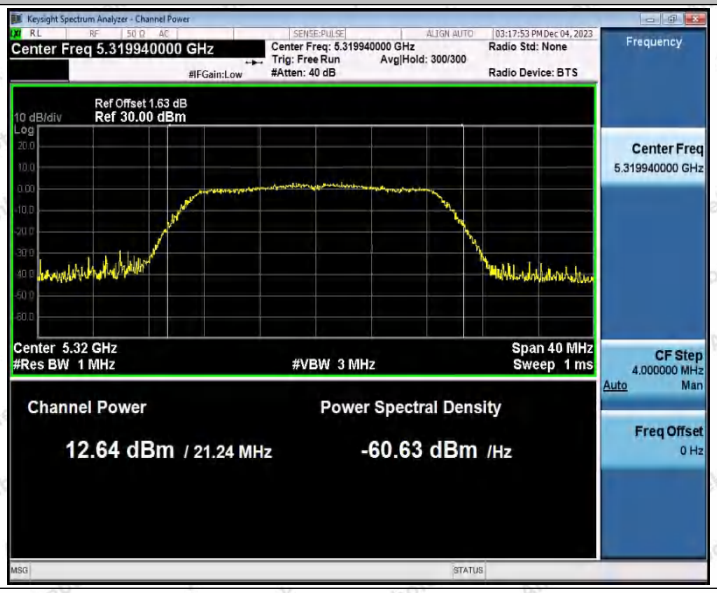

11N20SISO_Ant1_5745

11N20SISO_Ant1_5785

11N20SISO_Ant1_5825

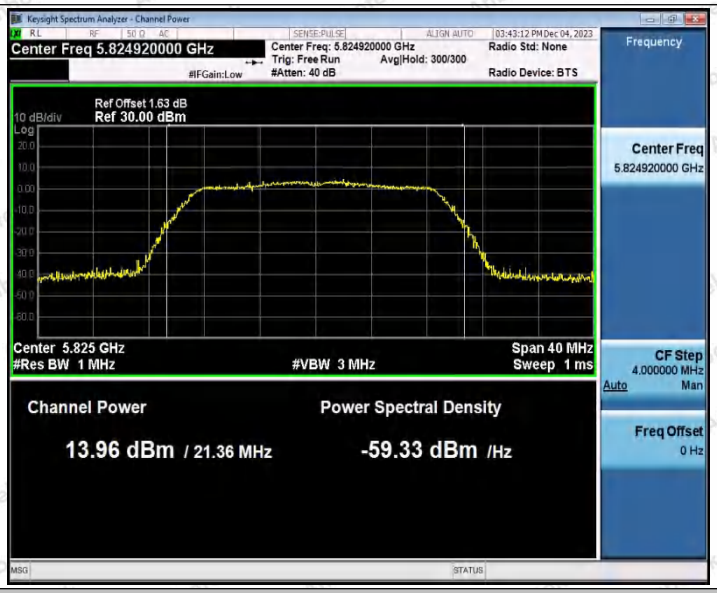

11N40SISO_Ant1_5190

11N40SISO_Ant1_5230

11N40SISO_Ant1_5270

11N40SISO_Ant1_5310

11N40SISO_Ant1_5755

11N40SISO_Ant1_5795

11AC20SISO_Ant1_5180

11AC20SISO_Ant1_5200

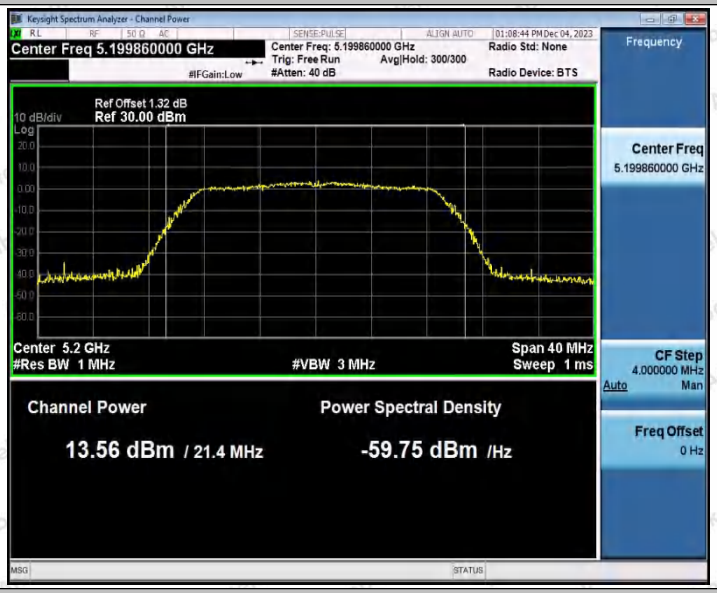

11AC20SISO_Ant1_5240

11AC20SISO_Ant1_5260

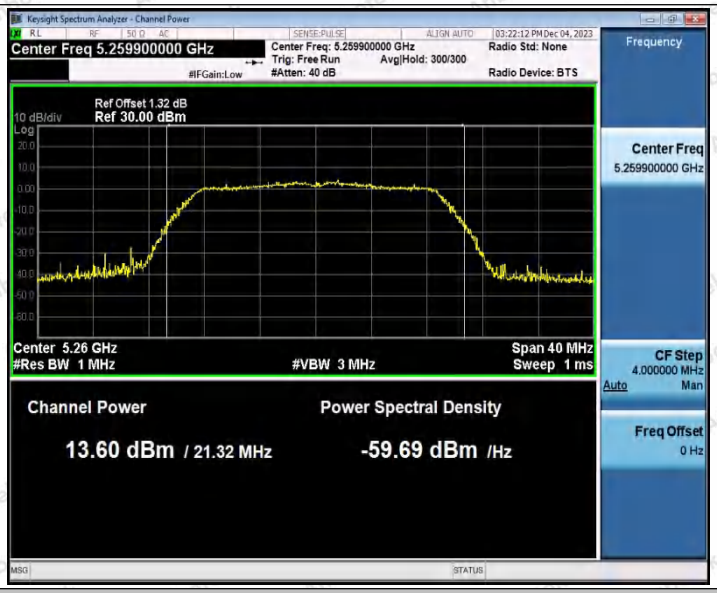

11AC20SISO_Ant1_5300

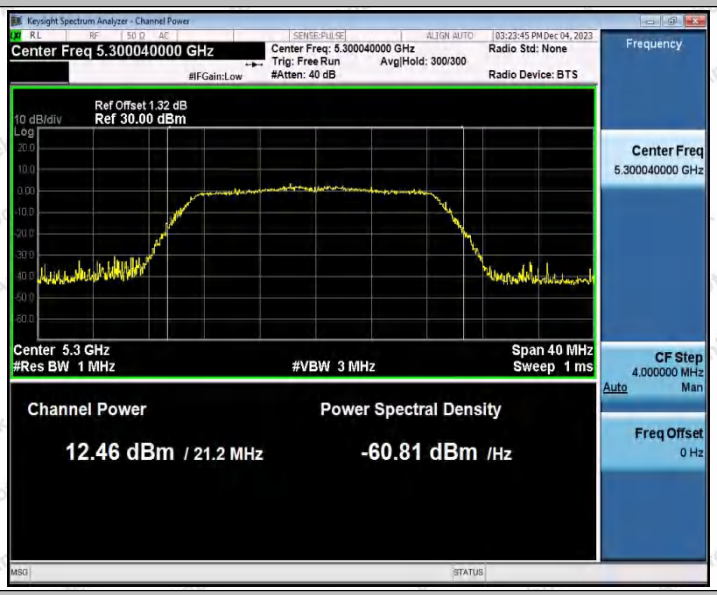

11AC20SISO_Ant1_5320

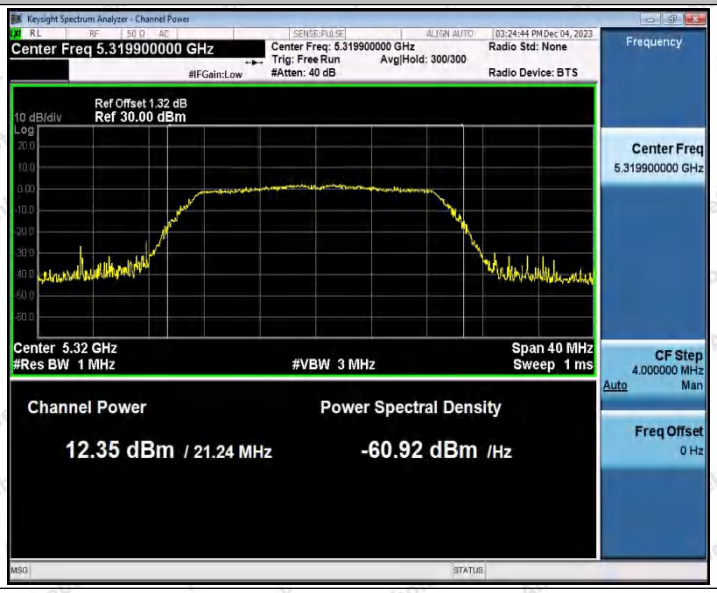

11AC20SISO_Ant1_5745

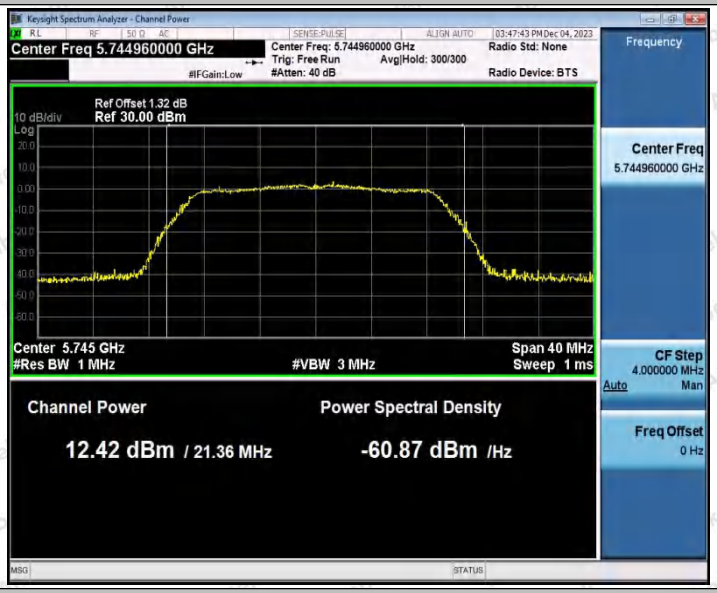

11AC20SISO_Ant1_5785

11AC20SISO_Ant1_5825

11AC40SISO_Ant1_5190

11AC40SISO_Ant1_5230

11AC40SISO_Ant1_5270

11AC40SISO_Ant1_5310

11AC40SISO_Ant1_5755

11AC40SISO_Ant1_5795

11AX20SISO_Ant1_5180

11AX20SISO_Ant1_5200

11AX20SISO_Ant1_5240

11AX20SISO_Ant1_5260

11AX20SISO_Ant1_5300

11AX20SISO_Ant1_5320

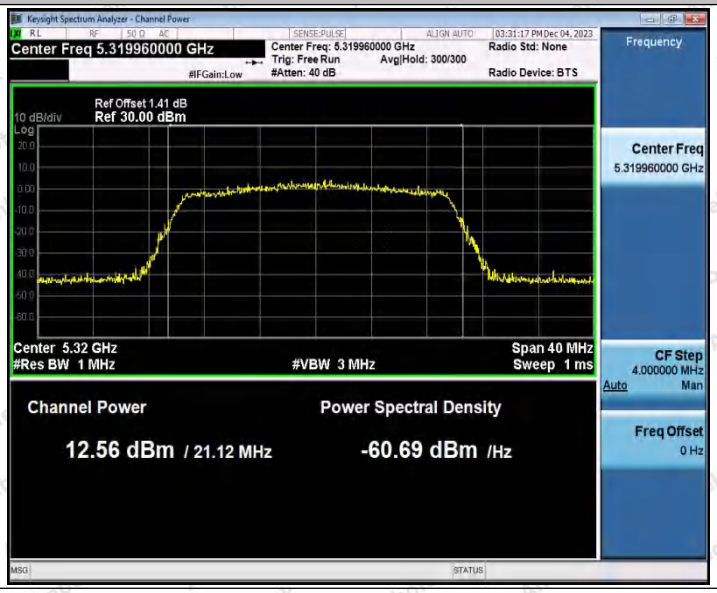

11AX20SISO_Ant1_5745

11AX20SISO_Ant1_5785

11AX20SISO_Ant1_5825

11AX40SISO_Ant1_5190

11AX40SISO_Ant1_5230

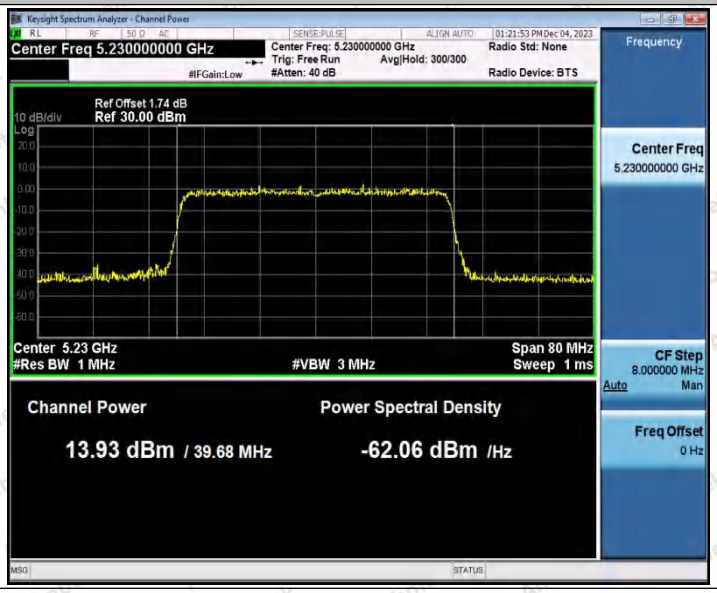

11AX40SISO_Ant1_5270

11AX40SISO_Ant1_5310

11AX40SISO_Ant1_5755

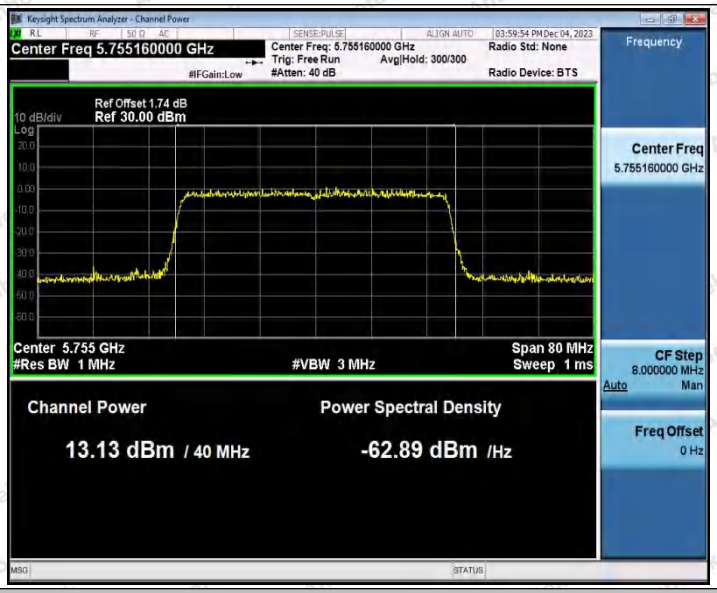

11AX40SISO_Ant1_5795

Appendix D: Maximum power spectral density

Test Result B1/2

TestMode	Antenna	Frequency[MHz]	Result [dBm/MHz]	Limit[dBm/MHz]	Verdict
11A	Ant1	5180	5.54	≤11.00	PASS
		5200	5.38	≤11.00	PASS
		5240	4.45	≤11.00	PASS
		5260	5.7	≤11.00	PASS
		5300	4.29	≤11.00	PASS
		5320	4.72	≤11.00	PASS
11N20SISO	Ant1	5180	5.29	≤11.00	PASS
		5200	5.3	≤11.00	PASS
		5240	4.05	≤11.00	PASS
		5260	5.33	≤11.00	PASS
		5300	3.95	≤11.00	PASS
		5320	4.08	≤11.00	PASS
11N40SISO	Ant1	5190	-0.72	≤11.00	PASS
		5230	-1.31	≤11.00	PASS
		5270	-0.29	≤11.00	PASS
		5310	-1.17	≤11.00	PASS
11AC20SISO	Ant1	5180	5.12	≤11.00	PASS
		5200	5.27	≤11.00	PASS
		5240	4.27	≤11.00	PASS
		5260	6.07	≤11.00	PASS
		5300	4.03	≤11.00	PASS
		5320	3.95	≤11.00	PASS
11AC40SISO	Ant1	5190	0.94	≤11.00	PASS
		5230	0.28	≤11.00	PASS
		5270	0.6	≤11.00	PASS
		5310	0.34	≤11.00	PASS
11AX20SISO	Ant1	5180	3.97	≤11.00	PASS
		5200	4.67	≤11.00	PASS
		5240	4.46	≤11.00	PASS
		5260	5.95	≤11.00	PASS
		5300	4.17	≤11.00	PASS
		5320	4.04	≤11.00	PASS
11AX40SISO	Ant1	5190	0.98	≤11.00	PASS
		5230	1.47	≤11.00	PASS
		5270	1.72	≤11.00	PASS
		5310	1.49	≤11.00	PASS

Note：1.The Duty Cycle Factor and RBW Factor is compensated in the graph.

Test Result B4

TestMode	Antenna	Frequency[MHz]	Result [dBm/500KHz]	Limit[dBm/500KHz]	Verdict
11A	Ant1	5745	1.04	≤30.00	PASS
		5785	1.39	≤30.00	PASS
		5825	2.46	≤30.00	PASS
11N20SISO	Ant1	5745	1.31	≤30.00	PASS
		5785	1.22	≤30.00	PASS
		5825	2.31	≤30.00	PASS
11N40SISO	Ant1	5755	-3.76	≤30.00	PASS
		5795	-2.75	≤30.00	PASS
11AC20SISO	Ant1	5745	1.08	≤30.00	PASS
		5785	1.19	≤30.00	PASS
		5825	2.32	≤30.00	PASS
11AC40SISO	Ant1	5755	-2.03	≤30.00	PASS
		5795	-1.53	≤30.00	PASS
11AX20SISO	Ant1	5745	3.43	≤30.00	PASS
		5785	3.49	≤30.00	PASS
		5825	4.82	≤30.00	PASS
11AX40SISO	Ant1	5755	-1.46	≤30.00	PASS
		5795	-0.4	≤30.00	PASS

Note：1.The Duty Cycle Factor and RBW Factor is compensated in the graph.

Test Graphs B1/2

11A_Ant1_5180

11A_Ant1_5200

11A_Ant1_5240

11A_Ant1_5260

11A_Ant1_5300

11A_Ant1_5320

11N20SISO_Ant1_5180

11N20SISO_Ant1_5200

11N20SISO_Ant1_5240

11N20SISO_Ant1_5260

11N20SISO_Ant1_5300

11N20SISO_Ant1_5320

11N40SISO_Ant1_5190

11N40SISO_Ant1_5230

11N40SISO_Ant1_5270

11N40SISO_Ant1_5310

11AC20SISO_Ant1_5180

11AC20SISO_Ant1_5200

11AC20SISO_Ant1_5240

11AC20SISO_Ant1_5260

11AC20SISO_Ant1_5300

11AC20SISO_Ant1_5320

11AC40SISO_Ant1_5190

11AC40SISO_Ant1_5230

11AC40SISO_Ant1_5270

11AC40SISO_Ant1_5310

11AX20SISO_Ant1_5180

11AX20SISO_Ant1_5200

11AX20SISO_Ant1_5240

11AX20SISO_Ant1_5260

11AX20SISO_Ant1_5300

11AX20SISO_Ant1_5320

11AX40SISO_Ant1_5190

11AX40SISO_Ant1_5230

11AX40SISO_Ant1_5270

11AX40SISO_Ant1_5310

Test Graphs B4

11A_Ant1_5745

11A_Ant1_5785

11A_Ant1_5825

11N20SISO_Ant1_5745

11N20SISO_Ant1_5785

11N20SISO_Ant1_5825

11N40SISO_Ant1_5755

11N40SISO_Ant1_5795

11AC20SISO_Ant1_5745

11AC20SISO_Ant1_5785

11AC20SISO_Ant1_5825

11AC40SISO_Ant1_5755

11AC40SISO_Ant1_5795

11AX20SISO_Ant1_5745

11AX20SISO_Ant1_5785

11AX20SISO_Ant1_5825

11AX40SISO_Ant1_5755

11AX40SISO_Ant1_5795

Appendix E: Band edge measurements

Test Result B1/2

TestMode	Antenna	ChName	Frequency[MHz]	Result[dBm]	Limit[dBm]	Verdict
11A	Ant1	Low	5180	-42.08	≤-27	PASS
		High	5240	-42.85	≤-27	PASS
		Low	5260	-43.5	≤-27	PASS
		High	5320	-40.93	≤-27	PASS
11N20SISO	Ant1	Low	5180	-41.53	≤-27	PASS
		High	5240	-42.61	≤-27	PASS
		Low	5260	-42.75	≤-27	PASS
		High	5320	-41.97	≤-27	PASS
11N40SISO	Ant1	Low	5190	-42.43	≤-27	PASS
		High	5230	-42.4	≤-27	PASS
		Low	5270	-43.72	≤-27	PASS
		High	5310	-41.49	≤-27	PASS
11AC20SISO	Ant1	Low	5180	-40.46	≤-27	PASS
		High	5240	-43.04	≤-27	PASS
		Low	5260	-42.11	≤-27	PASS
		High	5320	-39.49	≤-27	PASS
11AC40SISO	Ant1	Low	5190	-40.56	≤-27	PASS
		High	5230	-42.59	≤-27	PASS
		Low	5270	-42.11	≤-27	PASS
		High	5310	-39.91	≤-27	PASS
11AX20SISO	Ant1	Low	5180	-42.53	≤-27	PASS
		High	5240	-42.36	≤-27	PASS
		Low	5260	-43.28	≤-27	PASS
		High	5320	-42.39	≤-27	PASS
11AX40SISO	Ant1	Low	5190	-39.7	≤-27	PASS
		High	5230	-42.16	≤-27	PASS
		Low	5270	-41.95	≤-27	PASS
		High	5310	-39.01	≤-27	PASS

Test Result B4

TestMode	Antenna	ChName	Frequency[MHz]	FreqRange [MHz]	Result [dBm]	Limit [dBm]	Verdict
11A	Ant1	Low	5745	5650~5700	-56.33	≤1.64	PASS
				5700~5720	-56.17	≤10.51	PASS
				5720~5725	-52.87	≤26.83	PASS
				5760~5650	-58.3	≤-27	PASS
		High	5825	5850~5855	-55.43	≤19.80	PASS

				5855~5875	-55.46	≤11.65	PASS
				5875~5925	-54.68	≤-9.47	PASS
				5925~5935	-57.52	≤-27	PASS
11N20SI SO	Ant1	Low	5745	5650~5700	-55.81	≤2.23	PASS
				5700~5720	-53.33	≤15.24	PASS
				5720~5725	-54.42	≤26.83	PASS
				5760~5650	-57.69	≤-27	PASS
		High	5825	5850~5855	-54.47	≤21.33	PASS
				5855~5875	-55.56	≤10.36	PASS
				5875~5925	-55.45	≤-26.76	PASS
				5925~5935	-57.41	≤-27	PASS
11N40SI SO	Ant1	Low	5755	5650~5700	-55.67	≤3.37	PASS
				5700~5720	-51.8	≤15.16	PASS
				5720~5725	-50.78	≤25.28	PASS
				5780~5650	-57.49	≤-27	PASS
		High	5795	5850~5855	-57.5	≤17.54	PASS
				5855~5875	-57.08	≤12.35	PASS
				5875~5925	-57.16	≤7.51	PASS
				5925~5935	-58.24	≤-27	PASS
11AC20S ISO	Ant1	Low	5745	5650~5700	-56.62	≤2.15	PASS
				5700~5720	-55.61	≤15.30	PASS
				5720~5725	-54.74	≤26.57	PASS
				5760~5650	-57.88	≤-27	PASS
		High	5825	5850~5855	-55.21	≤25.03	PASS
				5855~5875	-54.72	≤12.33	PASS
				5875~5925	-55.76	≤-9.87	PASS
				5925~5935	-57.63	≤-27	PASS
11AC40S ISO	Ant1	Low	5755	5650~5700	-55.48	≤7.96	PASS
				5700~5720	-49.43	≤14.86	PASS
				5720~5725	-47	≤26.82	PASS
				5780~5650	-56.88	≤-27	PASS
		High	5795	5850~5855	-57.11	≤21.30	PASS
				5855~5875	-55.87	≤13.13	PASS
				5875~5925	-56.51	≤-18.01	PASS
				5925~5935	-58.45	≤-27	PASS
11AX20SI SO	Ant1	Low	5745	5650~5700	-56.25	≤5.13	PASS
				5700~5720	-55.69	≤15.56	PASS
				5720~5725	-53.55	≤26.57	PASS
				5760~5650	-58.44	≤-27	PASS
		High	5825	5850~5855	-54.64	≤25.34	PASS
				5855~5875	-55	≤11.57	PASS
				5875~5925	-55.45	≤-12.77	PASS
				5925~5935	-56.99	≤-27	PASS

11AX40SI SO	Ant1	Low	5755	5650~5700	-56.14	≤5.16	PASS
				5700~5720	-51.79	≤15.16	PASS
				5720~5725	-48.39	≤24.05	PASS
				5780~5650	-56.07	≤-27	PASS
		High	5795	5850~5855	-57.46	≤24.31	PASS
				5855~5875	-57.68	≤12.35	PASS
				5875~5925	-56.36	≤-17.40	PASS
				5925~5935	-58.08	≤-27	PASS

Test Graphs B1/2

11A_Ant1_Low_5180

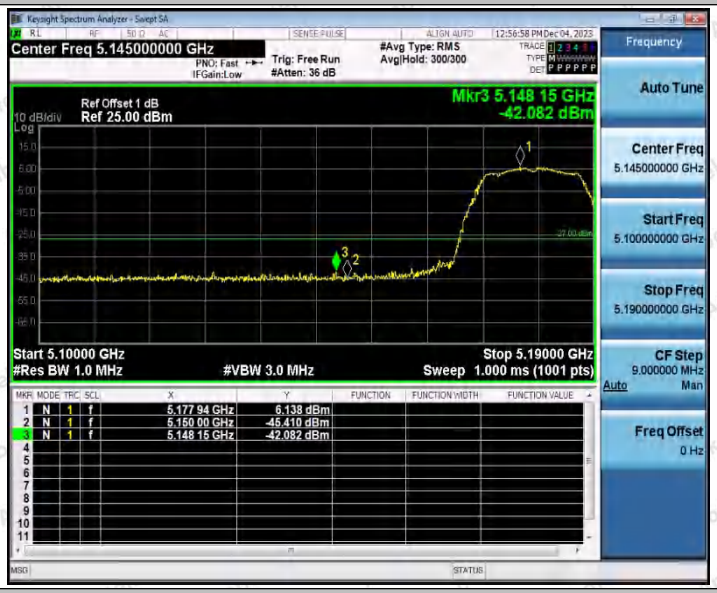

11A_Ant1_High_5240

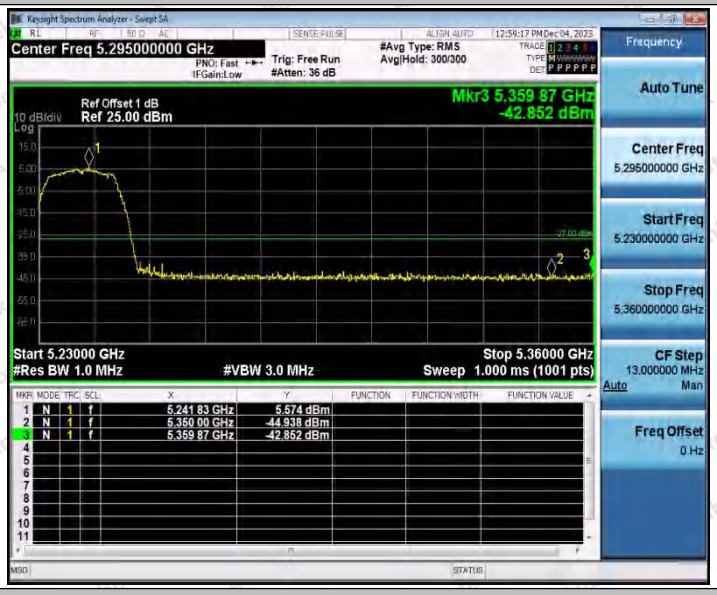

11A_Ant1_Low_5260

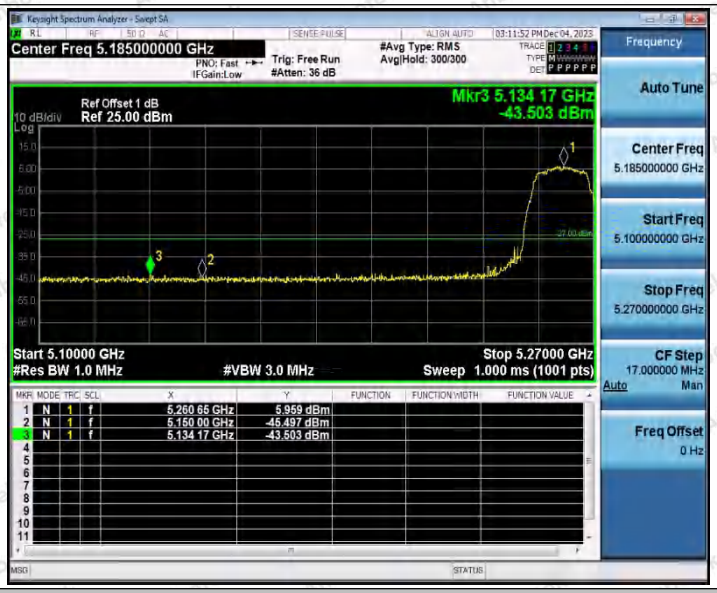

11A_Ant1_High_5320

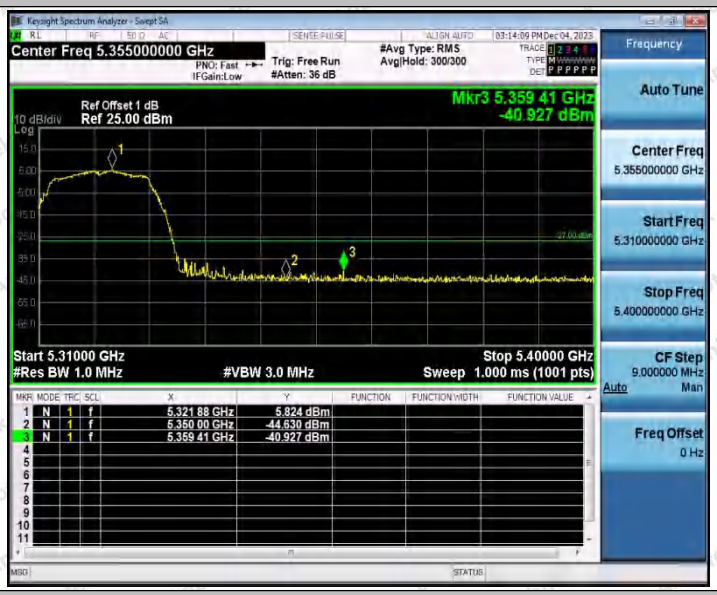

11N20SISO_Ant1_Low_5180

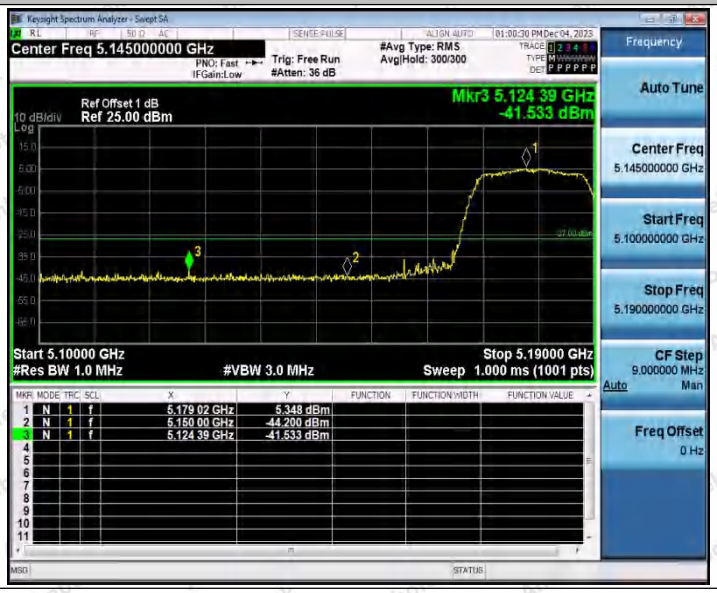

11N20SISO_Ant1_High_5240

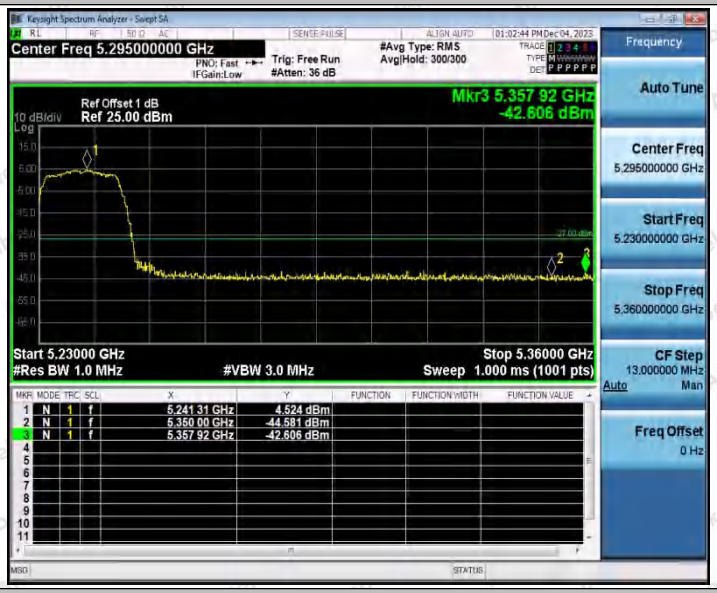

11N20SISO_Ant1_Low_5260

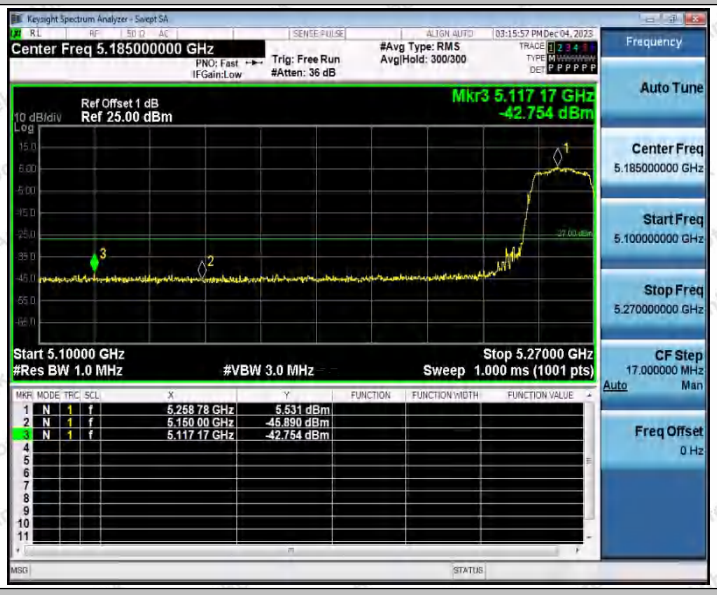

11N20SISO_Ant1_High_5320

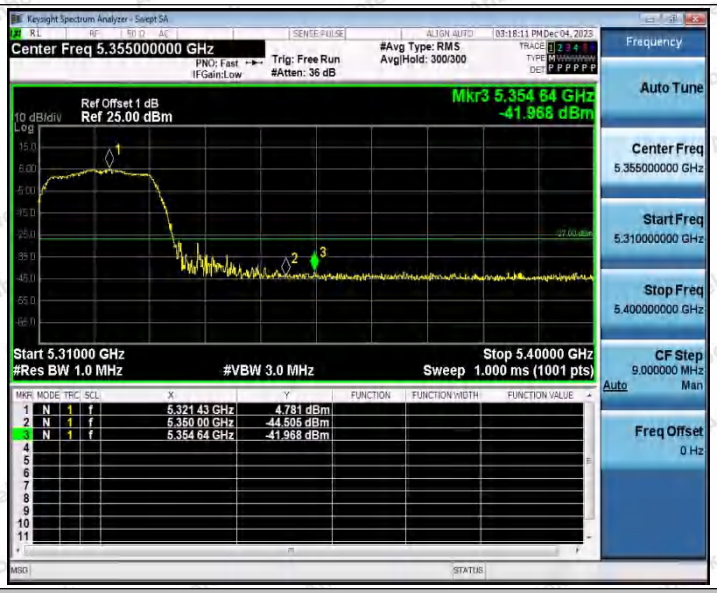

11N40SISO_Ant1_Low_5190

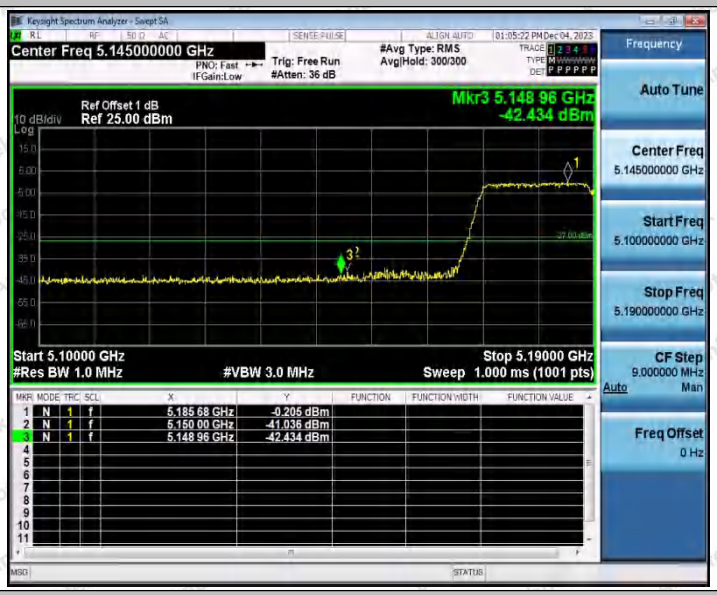

11N40SISO_Ant1_High_5230

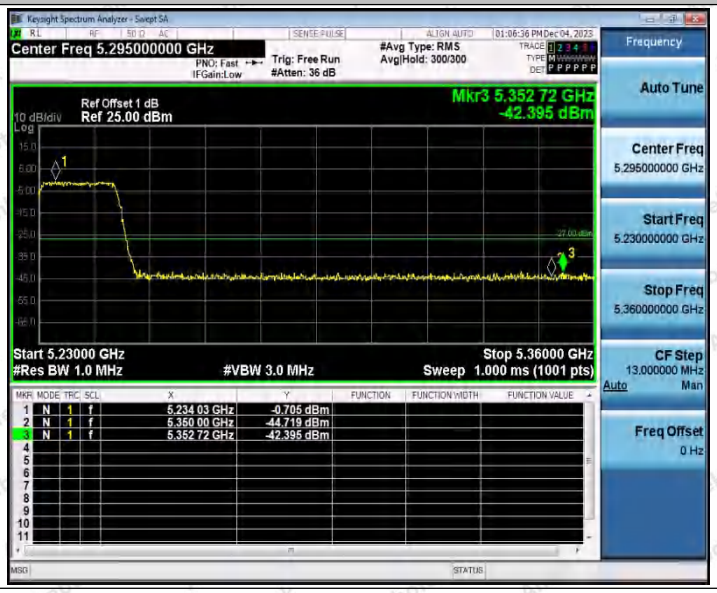

11N40SISO_Ant1_Low_5270

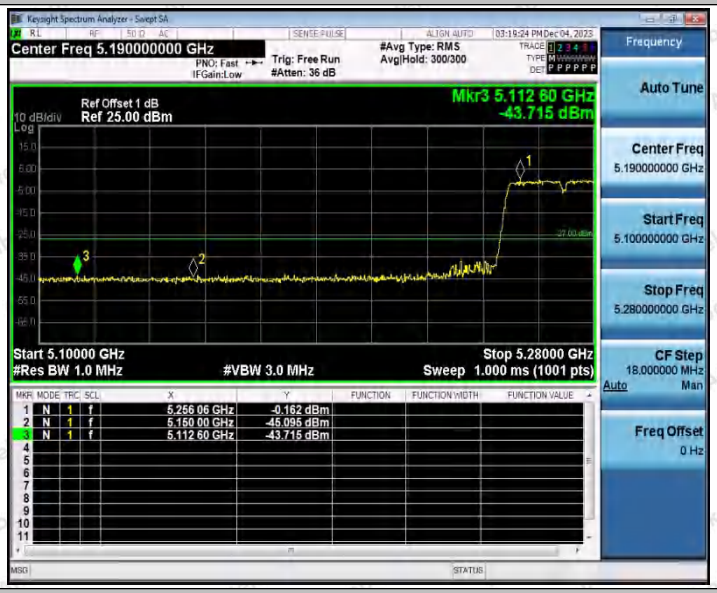

11N40SISO_Ant1_High_5310

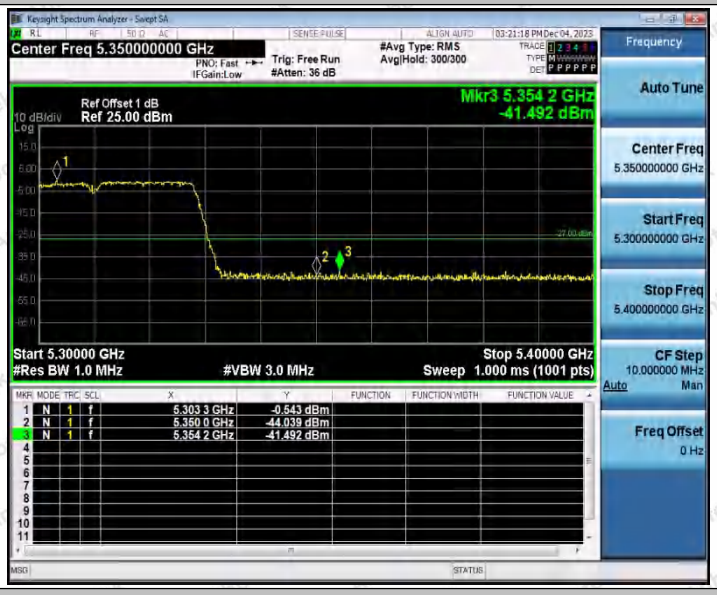

11AC20SISO_Ant1_Low_5180

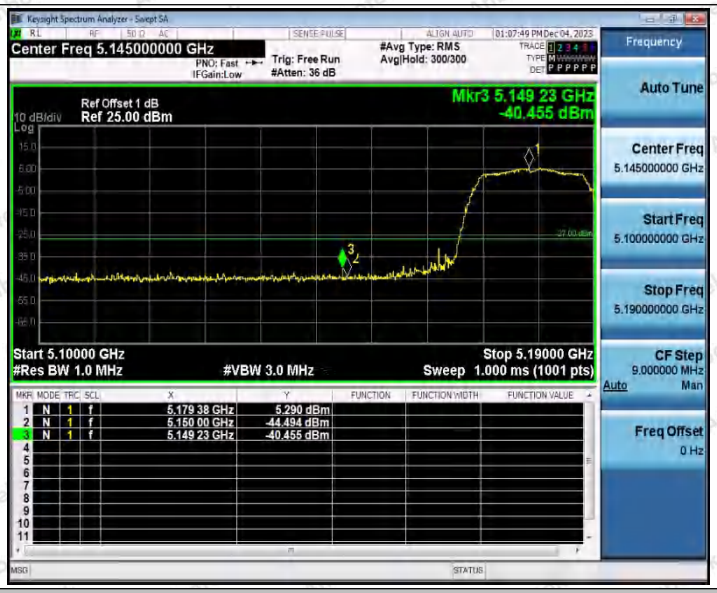

11AC20SISO_Ant1_High_5240

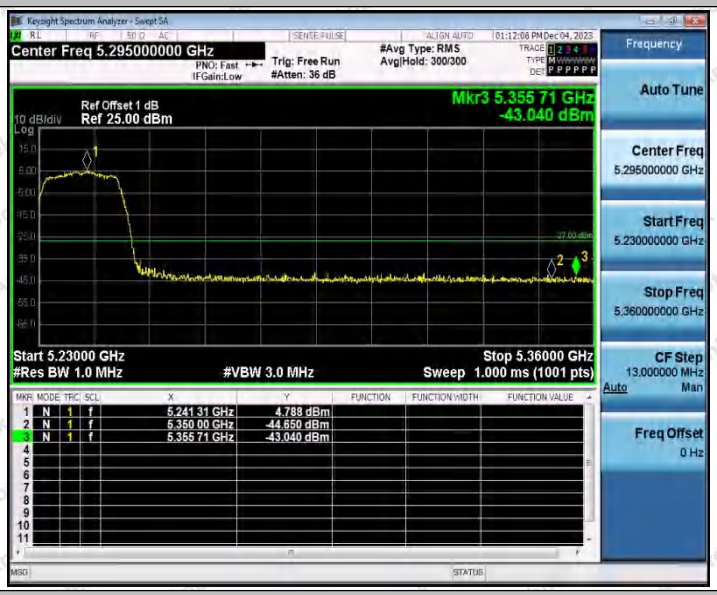

11AC20SISO_Ant1_Low_5260

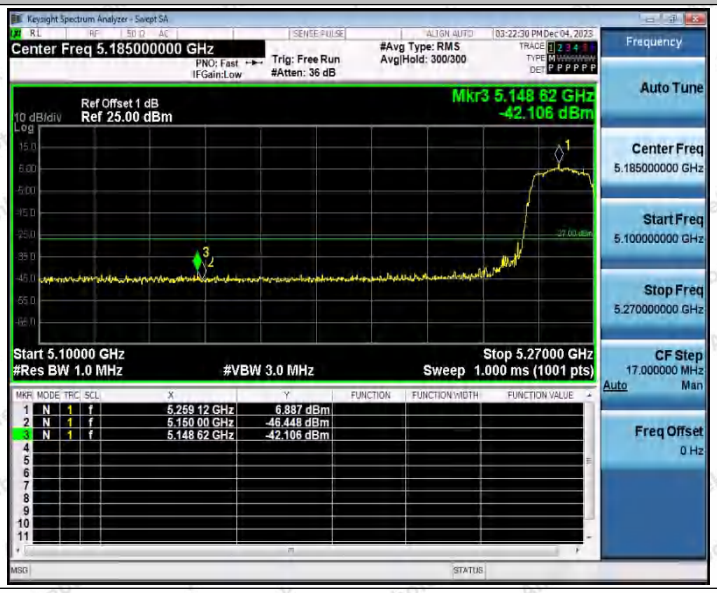

11AC20SISO_Ant1_High_5320

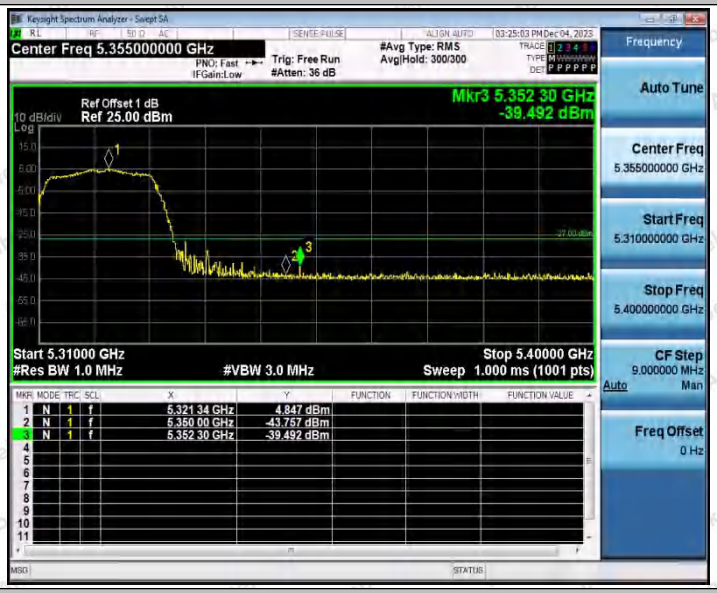

11AC40SISO_Ant1_Low_5190

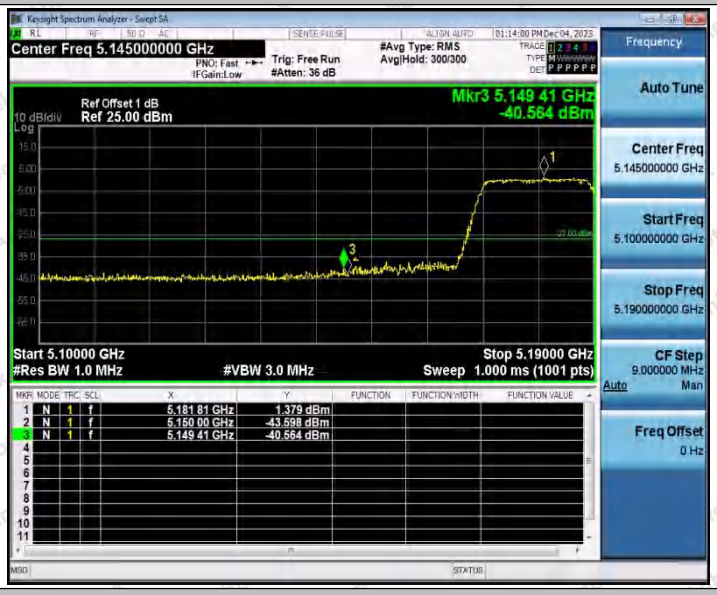

11AC40SISO_Ant1_High_5230

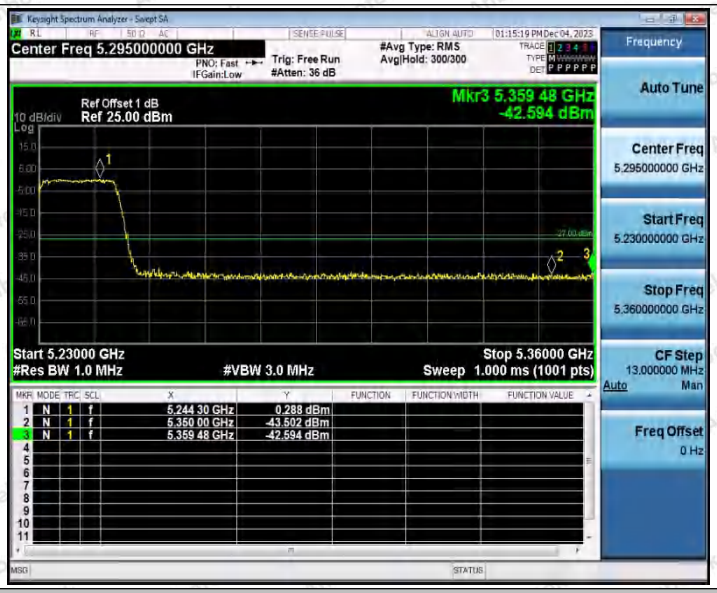

11AC40SISO_Ant1_Low_5270

11AC40SISO_Ant1_High_5310

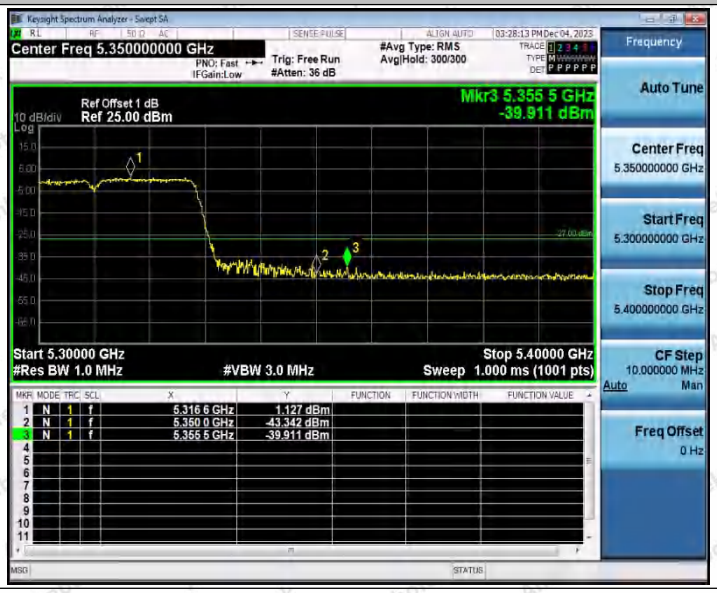

11AX20SISO_Ant1_Low_5180

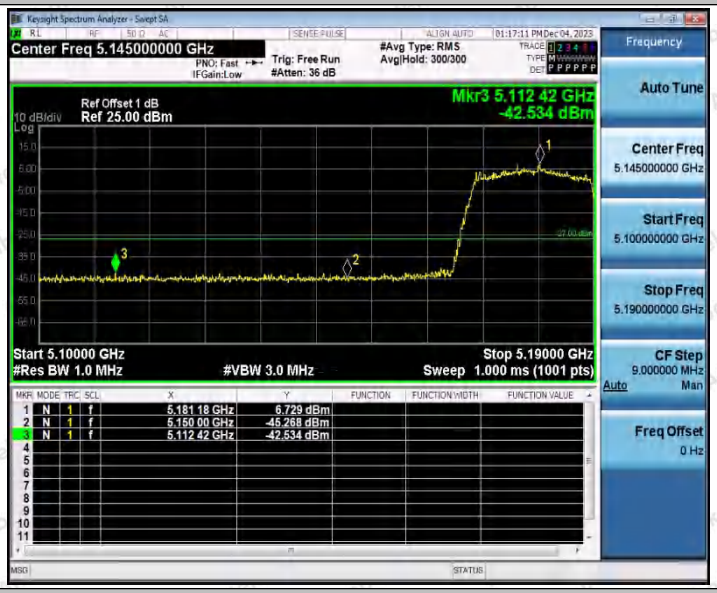

11AX20SISO_Ant1_High_5240

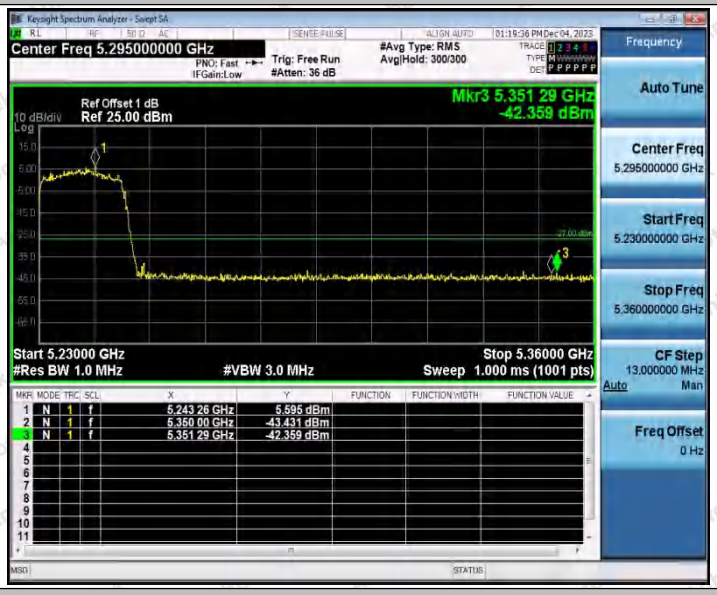

11AX20SISO_Ant1_Low_5260

11AX20SISO_Ant1_High_5320

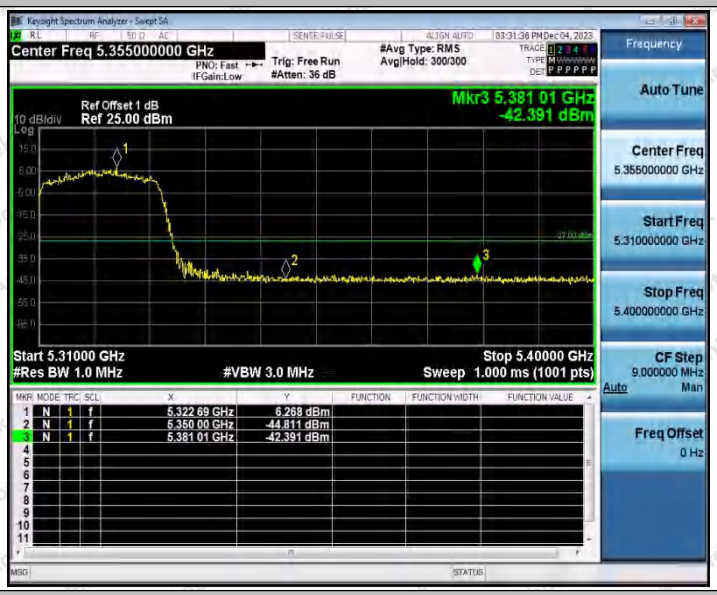

11AX40SISO_Ant1_Low_5190

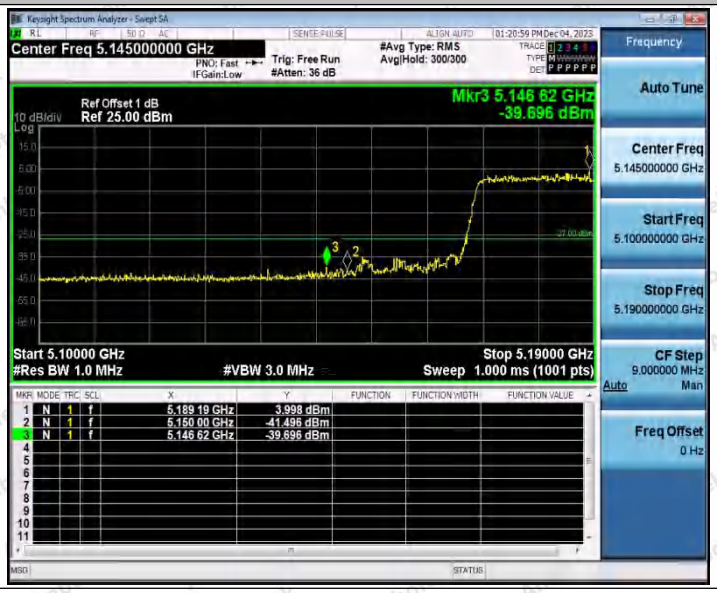

11AX40SISO_Ant1_High_5230

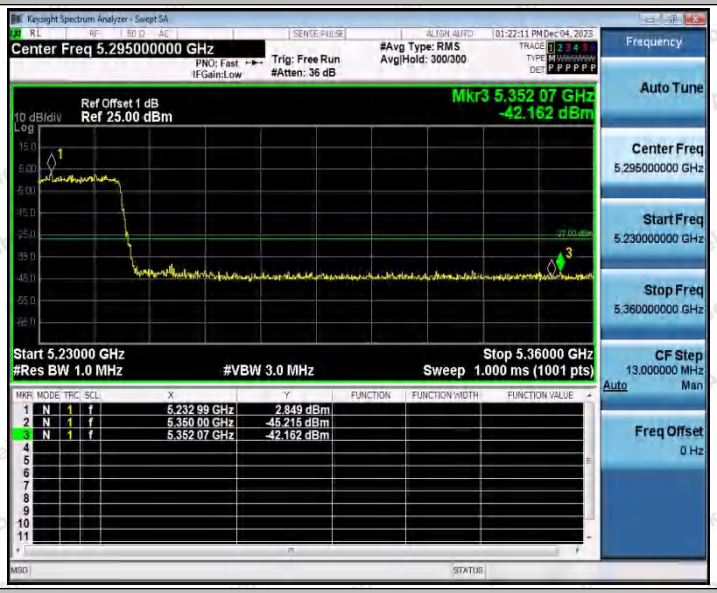

11AX40SISO_Ant1_Low_5270

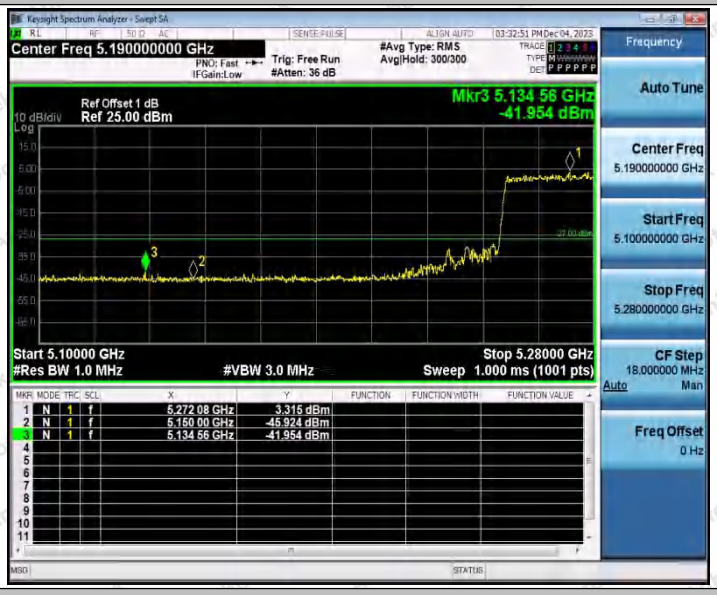

11AX40SISO_Ant1_High_5310

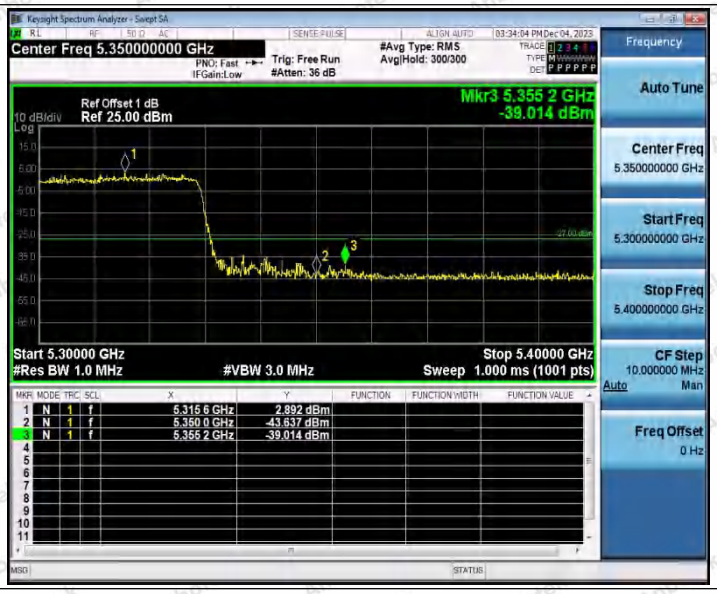
Keysight Spectrum Analyzer - Swept SA
Center Freq 5.350000000 GHz
PNO: Fast
IFGain:Low
Trig: Free Run
#Atten: 36 dB
#Avg Type: RMS
Avg|Hold: 300/300
Ref Offset 1 dB
10 dB/div Ref 25.00 dBm
Mkr3 5.355 2 GHz
-39.014 dBm
Start 5.30000 GHz
#Res BW 1.0 MHz
#VBW 3.0 MHz
Stop 5.40000 GHz
Sweep 1.000 ms (1001 pts)
1 N 1 f 5.315 6 GHz 2.892 dBm
2 N 1 f 5.350 0 GHz -43.637 dBm
3 N 1 f 5.355 2 GHz -39.014 dBm
Frequency
Auto Tune
Center Freq
5.350000000 GHz
Start Freq
5.300000000 GHz
Stop Freq
5.400000000 GHz
CF Step
10.000000 MHz
Auto Man
Freq Offset
0 Hz

Test Graphs B4

11A_Ant1_Low_5745

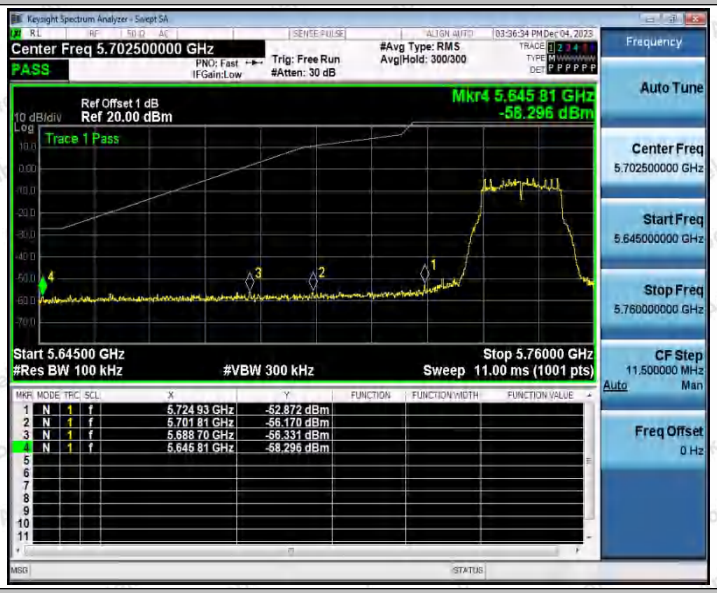

11A_Ant1_High_5825

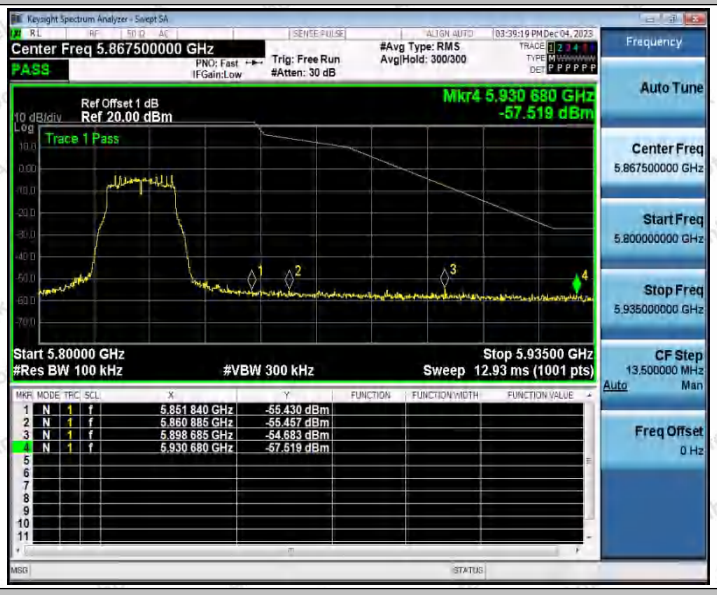

11N20SISO_Ant1_Low_5745

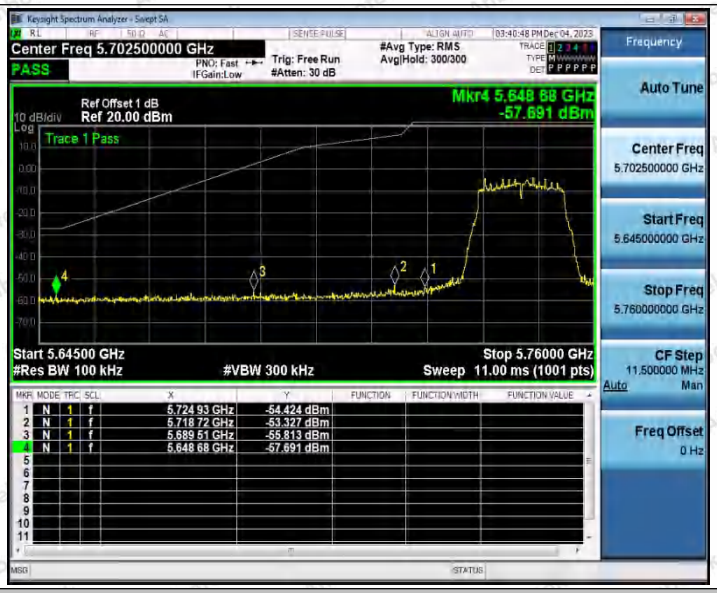

11N20SISO_Ant1_High_5825

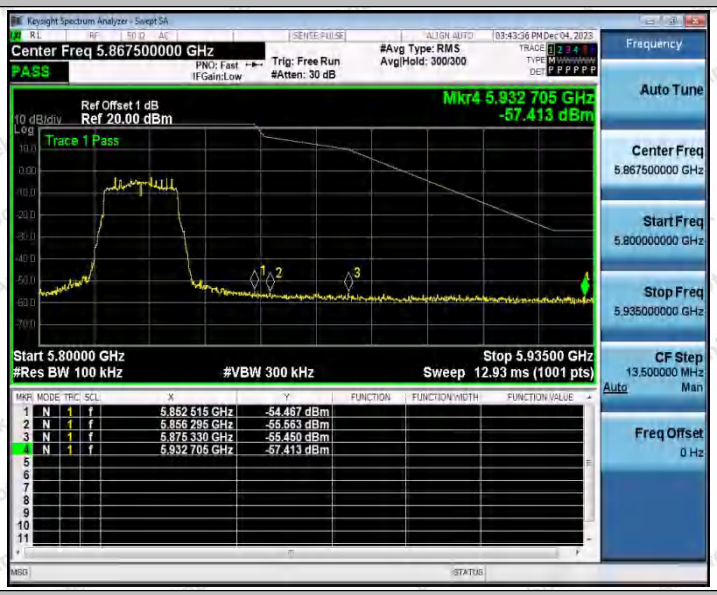

11N40SISO_Ant1_Low_5755

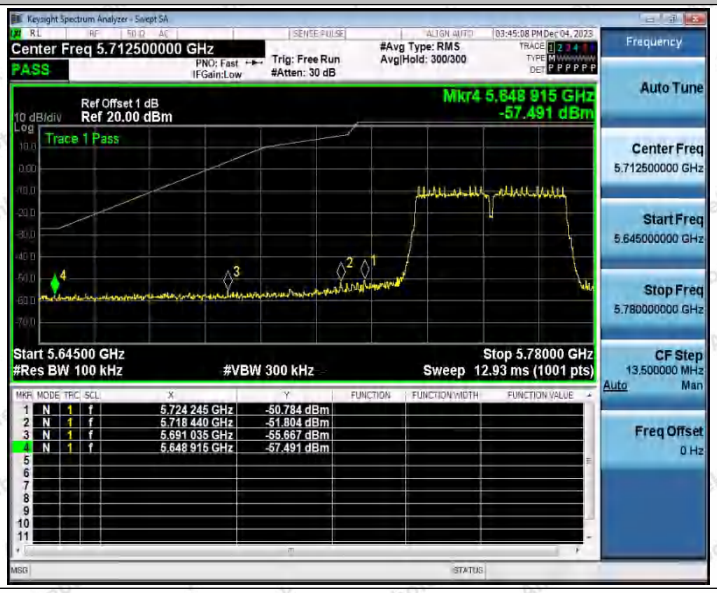

11N40SISO_Ant1_High_5795

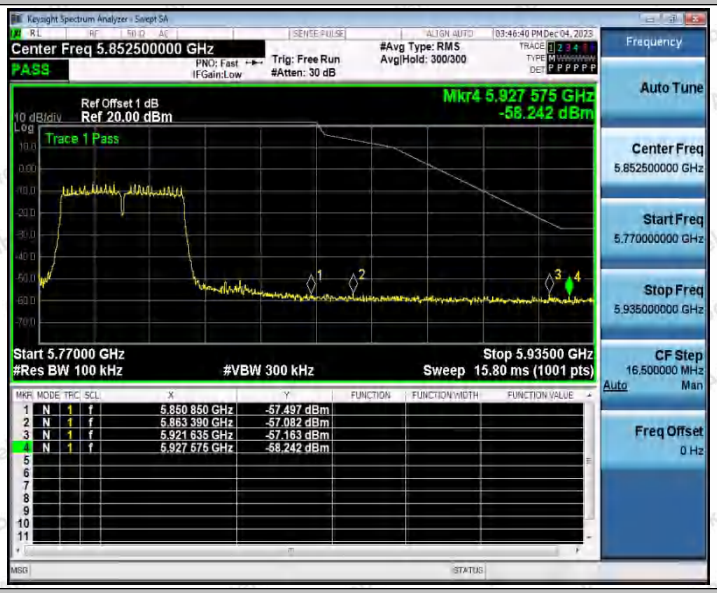

11AC20SISO_Ant1_Low_5745

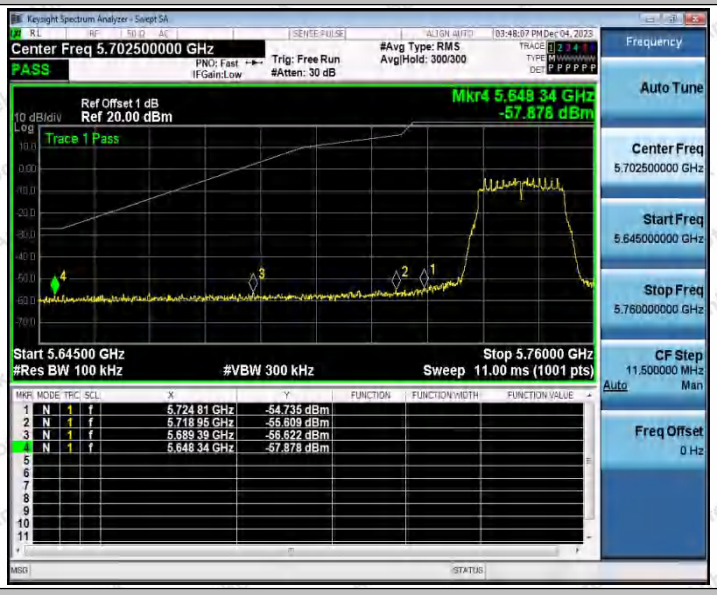

11AC20SISO_Ant1_High_5825

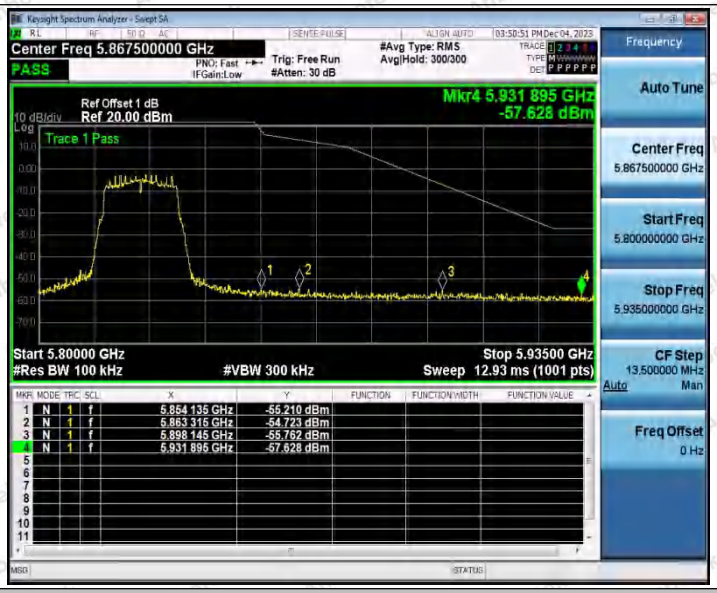

11AC40SISO_Ant1_Low_5755

11AC40SISO_Ant1_High_5795

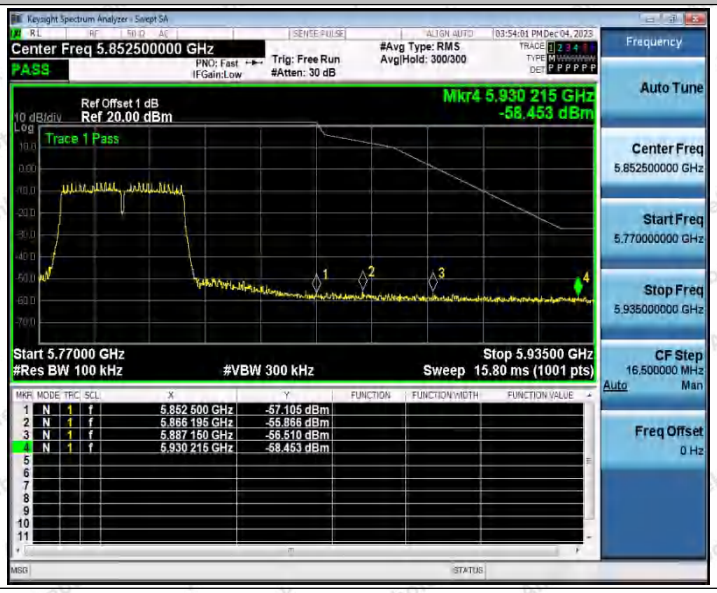

11AX20SISO_Ant1_Low_5745

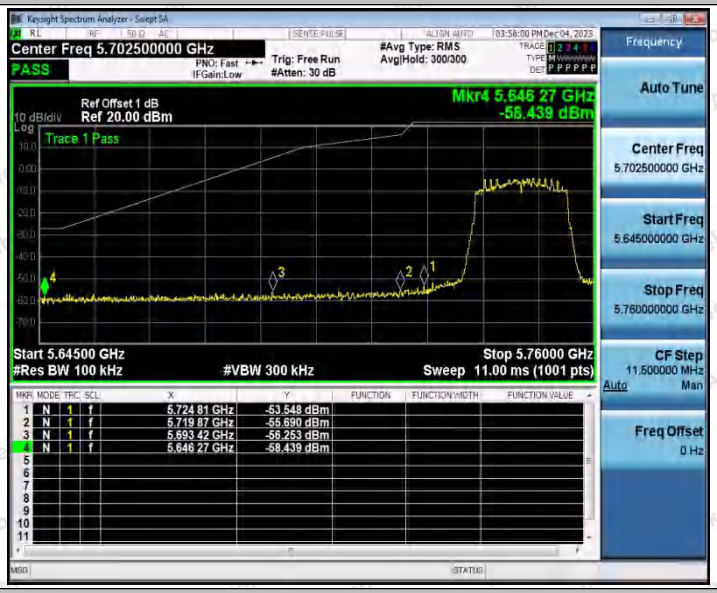

11AX20SISO_Ant1_High_5825

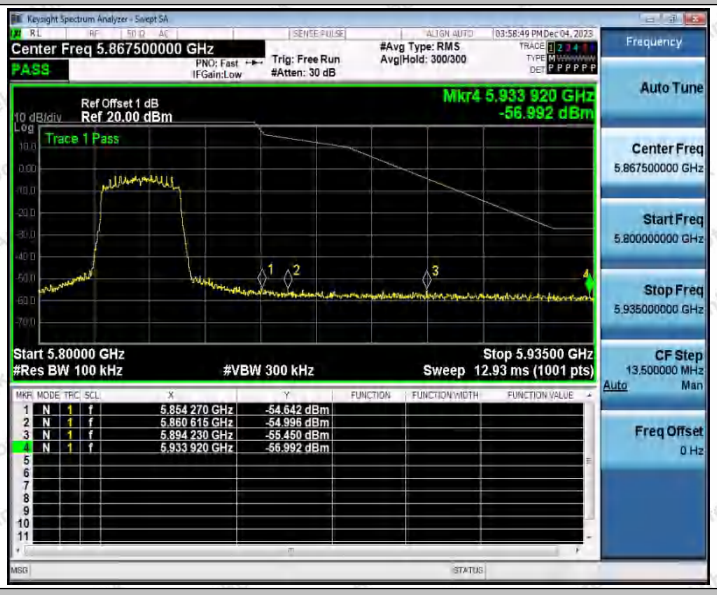

11AX40SISO_Ant1_Low_5755

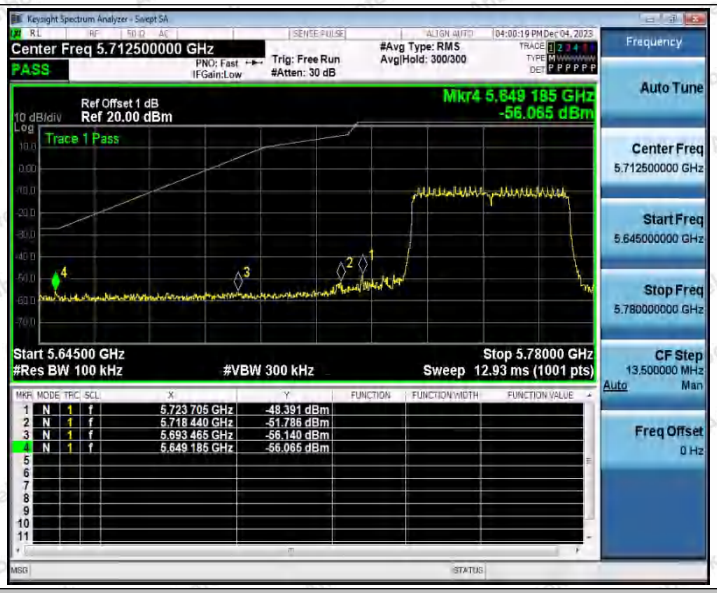

11AX40SISO_Ant1_High_5795

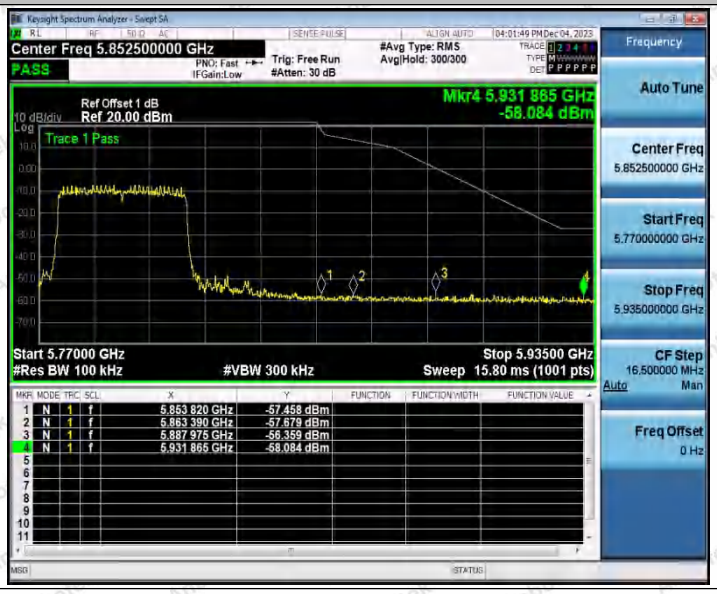

---End---