Appendix Test Data

Report No.:	18220WC30249003	Test Sample No.:	1-2-2
Start Test Date:	2023.12.02	Finish Test Date:	2023.12.04
Test Engineer:	Hayman Chen	Auditor:	Rick Luo
Temperature:	25.7℃	Relative Humidity:	44%
Pressure:	101kPa		

Appendix A: DTS Bandwidth

Test Result

TestMode	Antenna	Frequency[MHz]	DTS BW [MHz]	FL[MHz]	FH[MHz]	Limit[MHz]	Verdict
11B	Ant1	2412	7.040	2408.480	2415.520	0.5	PASS
		2437	7.080	2433.440	2440.520	0.5	PASS
		2462	7.560	2458.440	2466.000	0.5	PASS
11G	Ant1	2412	16.360	2403.800	2420.160	0.5	PASS
		2437	16.400	2428.800	2445.200	0.5	PASS
		2462	16.360	2453.800	2470.160	0.5	PASS
11N20SISO	Ant1	2412	17.560	2403.200	2420.760	0.5	PASS
		2437	17.360	2428.400	2445.760	0.5	PASS
		2462	17.600	2453.200	2470.800	0.5	PASS
11AX20SISO	Ant1	2412	18.760	2402.680	2421.440	0.5	PASS
		2437	18.520	2427.880	2446.400	0.5	PASS
		2462	18.520	2452.720	2471.240	0.5	PASS

Test Graphs

11B_Ant1_2412

11B_Ant1_2437

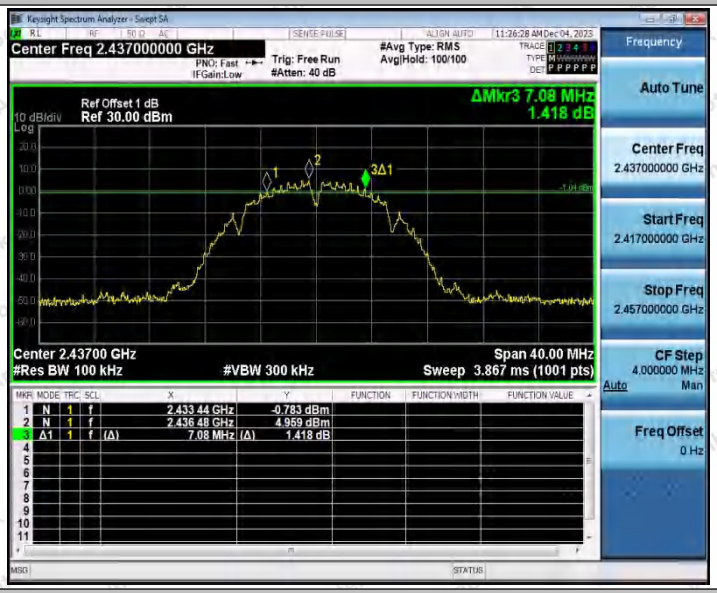

11B_Ant1_2462

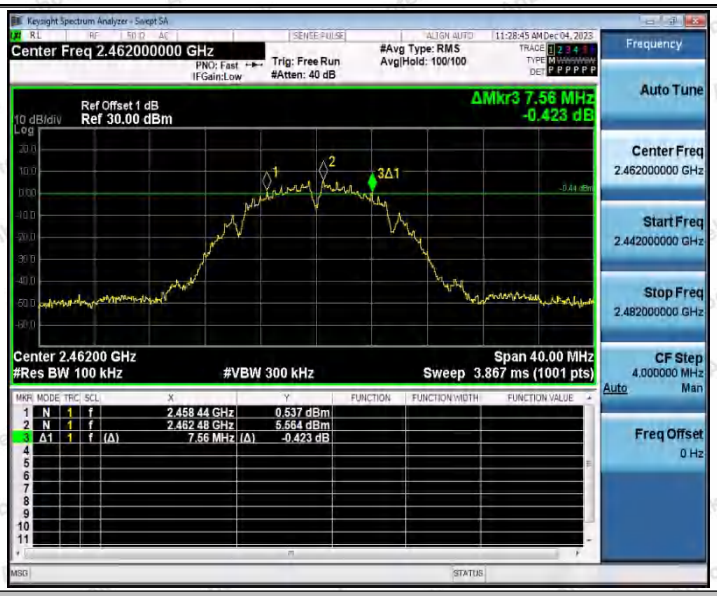

11G_Ant1_2412

11G_Ant1_2437

11G_Ant1_2462

11N20SISO_Ant1_2412

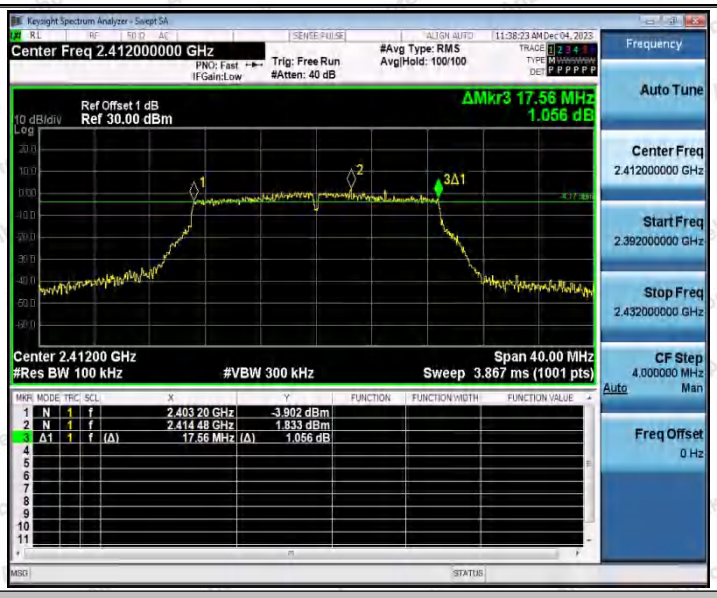

11N20SISO_Ant1_2437

11N20SISO_Ant1_2462

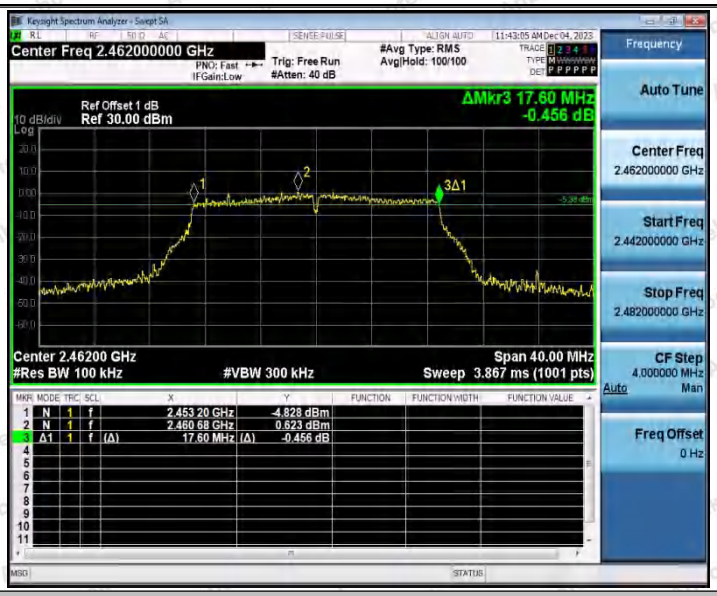

11AX20SISO_Ant1_2412

11AX20SISO_Ant1_2437

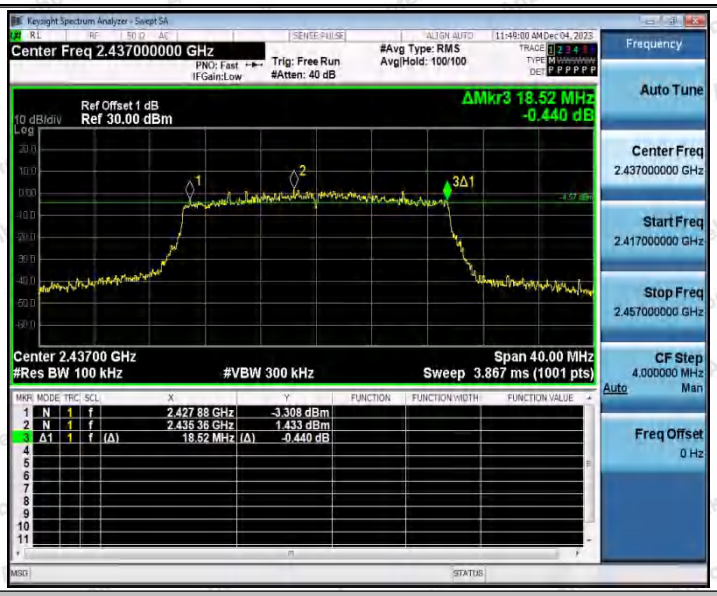

11AX20SISO_Ant1_2462

Appendix B: Occupied Channel Bandwidth

Test Result

TestMode	Antenna	Channel Frequency[MHz]	OCB [MHz]	FL[MHz]	FH[MHz]	Limit[MHz]	Verdict
11B	Ant1	2412	11.933	2406.0753	2418.0083	---	---
		2437	11.309	2431.4810	2442.7900	---	---
		2462	11.445	2456.4232	2467.8682	---	---
11G	Ant1	2412	17.118	2403.5003	2420.6183	---	---
		2437	17.127	2428.4585	2445.5855	---	---
		2462	17.145	2453.4806	2470.6256	---	---
11N20SISO	Ant1	2412	18.257	2402.9129	2421.1699	---	---
		2437	18.216	2427.9179	2446.1339	---	---
		2462	18.178	2453.0042	2471.1822	---	---
11AX20SISO	Ant1	2412	19.016	2402.4720	2421.4880	---	---
		2437	18.964	2427.5308	2446.4948	---	---
		2462	19.005	2452.5471	2471.5521	---	---

Test Graphs

11B_Ant1_2412

11B_Ant1_2437

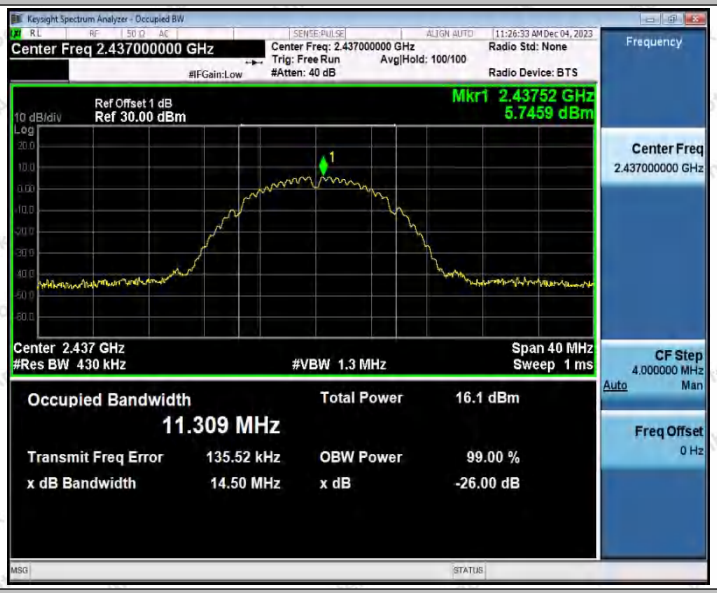

11B_Ant1_2462

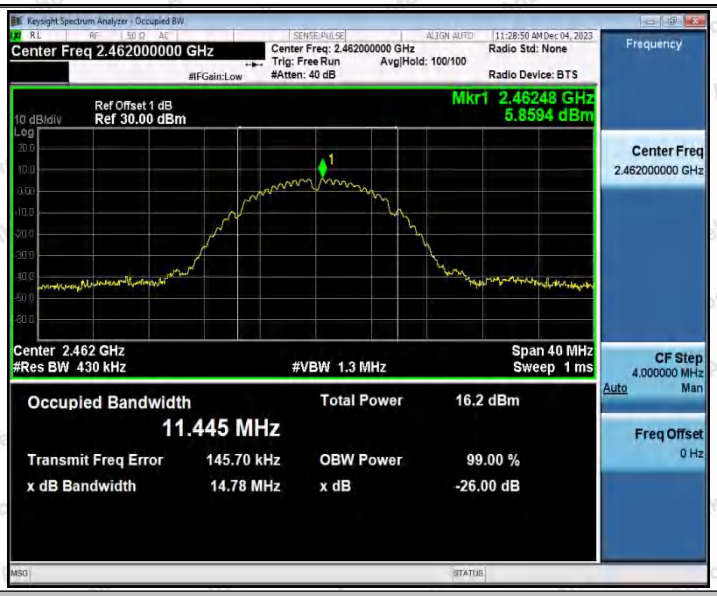

11G_Ant1_2412

11G_Ant1_2437

11G_Ant1_2462

11N20SISO_Ant1_2412

11N20SISO_Ant1_2437

11N20SISO_Ant1_2462

11AX20SISO_Ant1_2412

11AX20SISO_Ant1_2437

11AX20SISO_Ant1_2462

Appendix C: Maximum conducted output power

Test Result

TestMode	Antenna	Frequency[MHz]	Average Output Power[dBm]	Conducted Limit[dBm]
11B	Ant1	2412	13.50	≤30.00
		2437	13.15	≤30.00
		2462	13.09	≤30.00
11G	Ant1	2412	12.85	≤30.00
		2437	13.16	≤30.00
		2462	13.06	≤30.00
11N20SISO	Ant1	2412	13.77	≤30.00
		2437	13.11	≤30.00
		2462	13.13	≤30.00
11AX20SISO	Ant1	2412	**14.12**	≤30.00
		2437	13.47	≤30.00
		2462	13.39	≤30.00

Note：The Duty Cycle Factor(10*log(1/D)) and cable loss are compensated in the graph.

Test Graphs

11B_Ant1_2412

11B_Ant1_2437

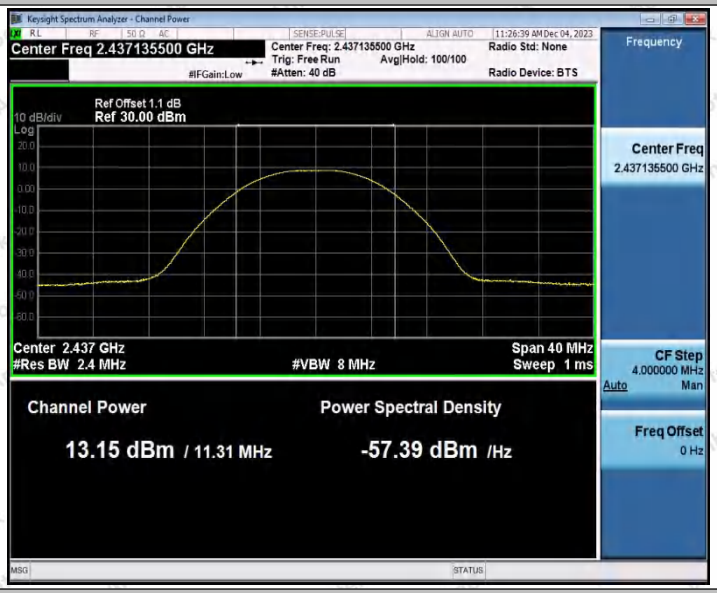

11B_Ant1_2462

11G_Ant1_2412

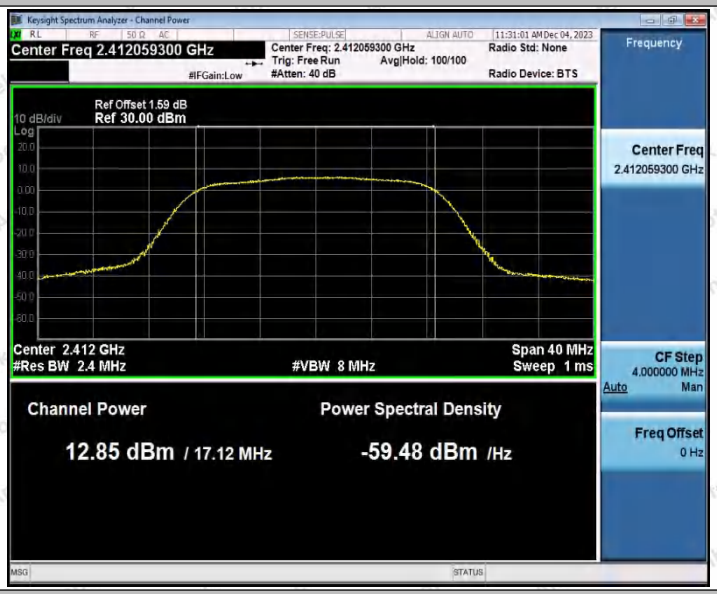

11G_Ant1_2437

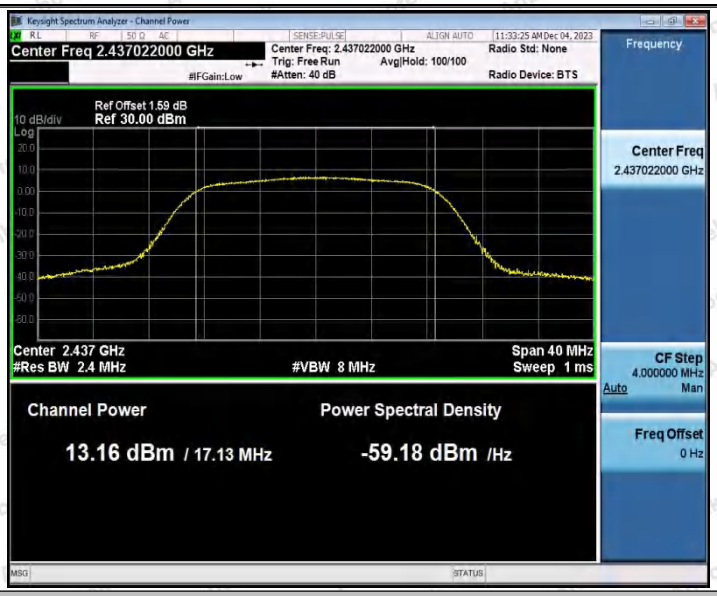

11G_Ant1_2462

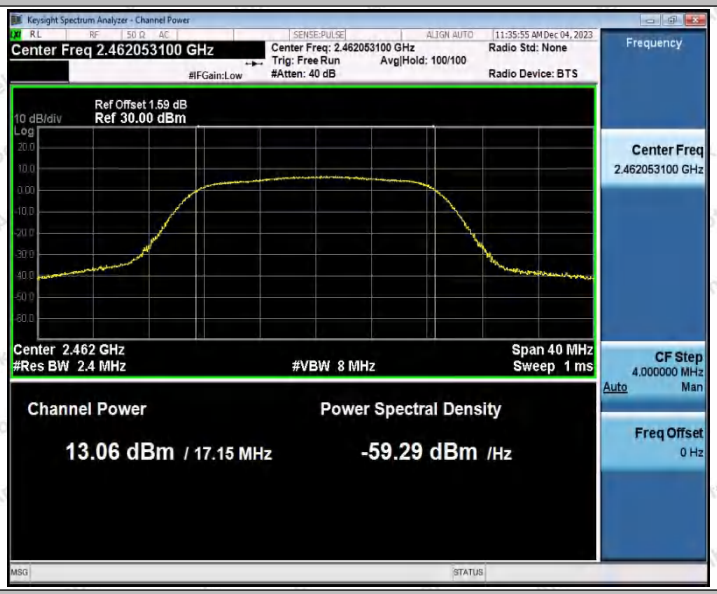

11N20SISO_Ant1_2412

11N20SISO_Ant1_2437

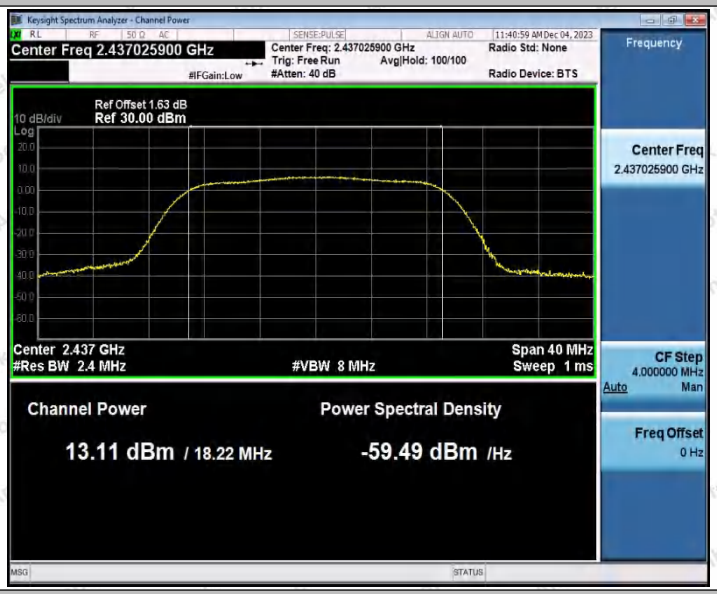

11N20SISO_Ant1_2462

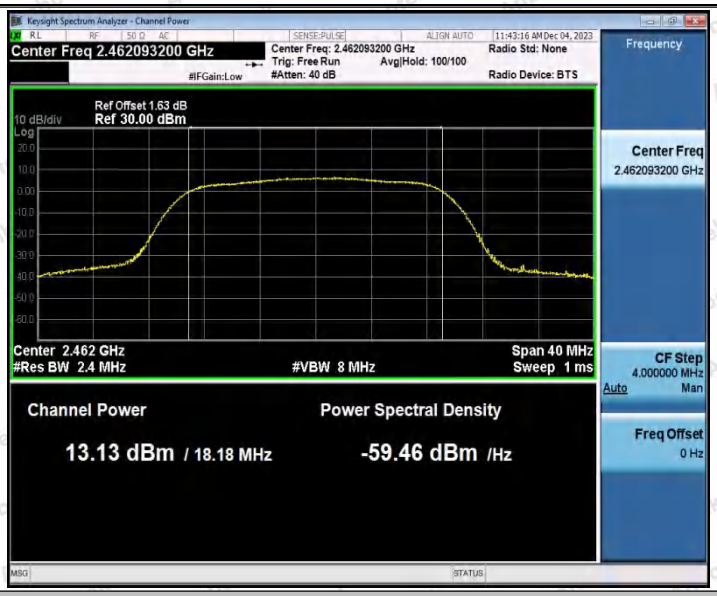

11AX20SISO_Ant1_2412

11AX20SISO_Ant1_2437

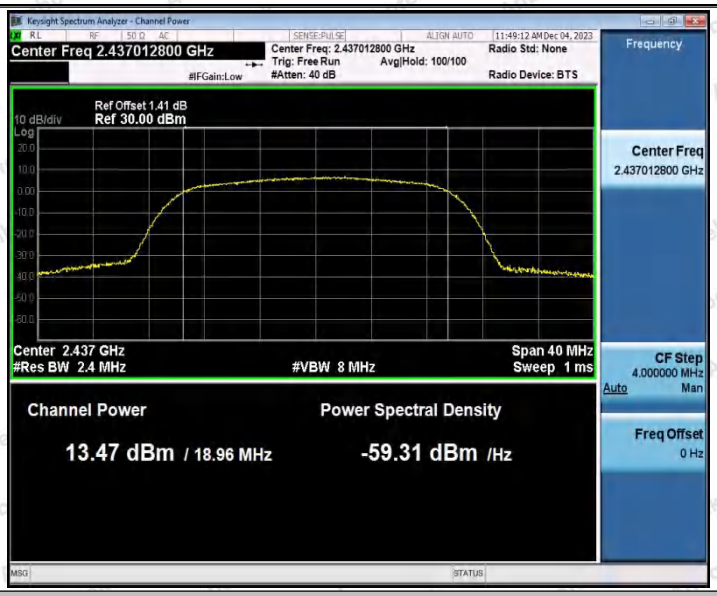

11AX20SISO_Ant1_2462

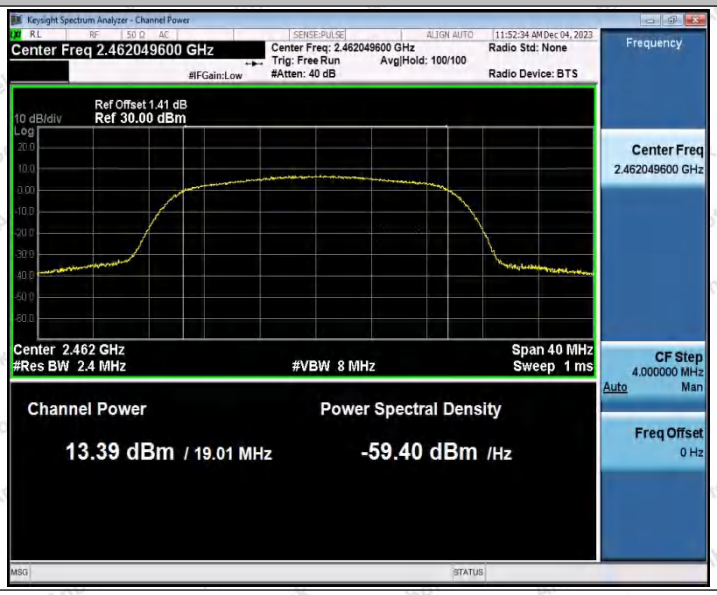

Maximum conducted output power

Appendix D: Maximum power spectral density

Test Result

TestMode	Antenna	Frequency[MHz]	Result[dBm/3kHz]	Limit[dBm/3kHz]	Verdict
11B	Ant1	2412	-15.06	≤8.00	PASS
		2437	-15.05	≤8.00	PASS
		2462	-15.44	≤8.00	PASS
11G	Ant1	2412	-16.15	≤8.00	PASS
		2437	-17.17	≤8.00	PASS
		2462	-17.19	≤8.00	PASS
11N20SISO	Ant1	2412	-17.42	≤8.00	PASS
		2437	-18.22	≤8.00	PASS
		2462	-17.74	≤8.00	PASS
11AX20SISO	Ant1	2412	-16.55	≤8.00	PASS
		2437	-18.2	≤8.00	PASS
		2462	-17.88	≤8.00	PASS

Test Graphs

11B_Ant1_2412

11B_Ant1_2437

11B_Ant1_2462

11G_Ant1_2412

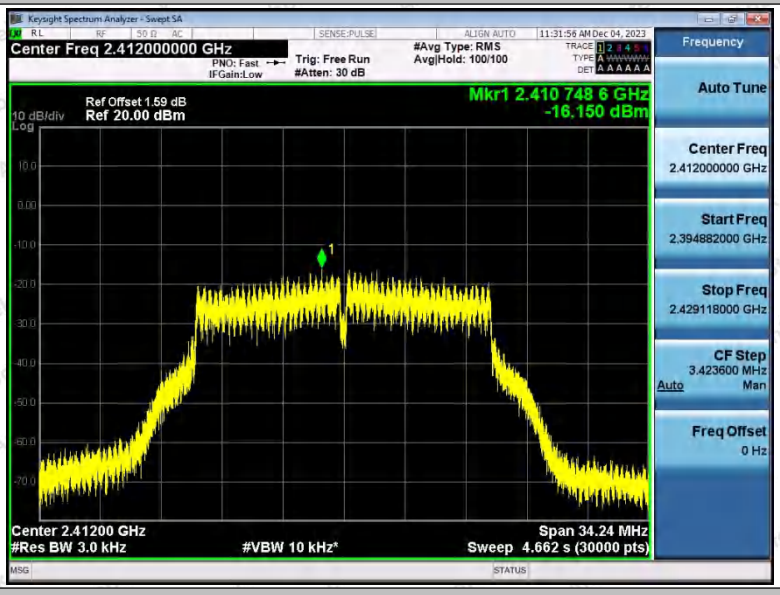

11G_Ant1_2437

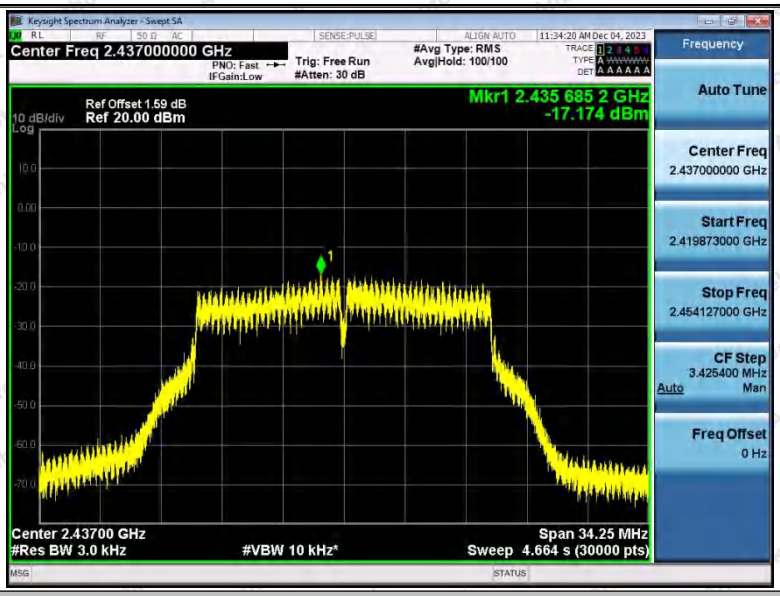

11G_Ant1_2462

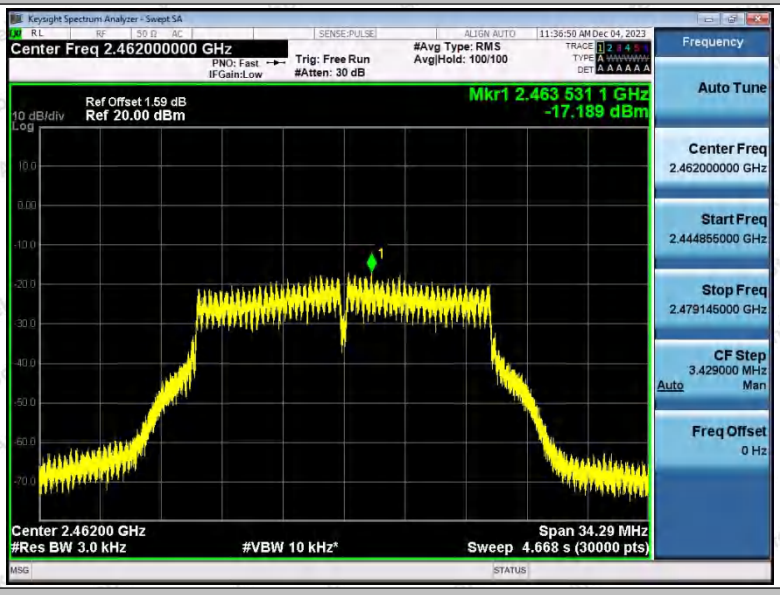

11N20SISO_Ant1_2412

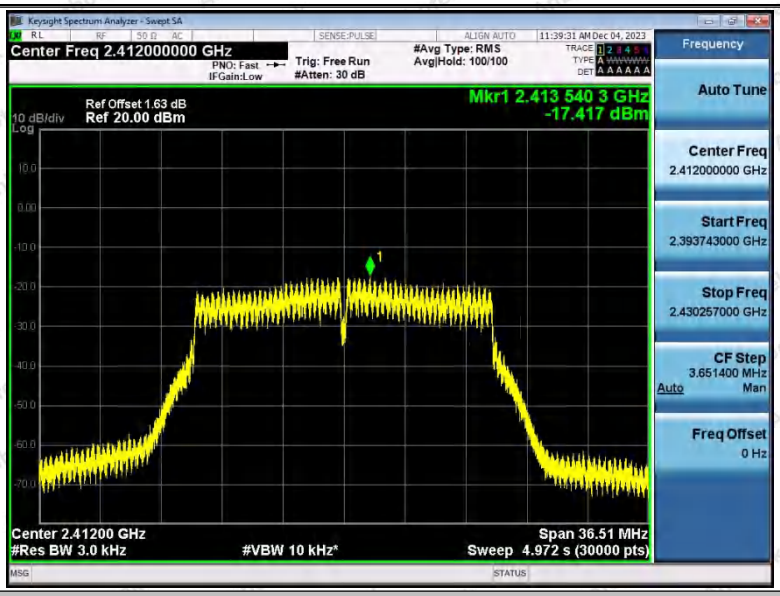

11N20SISO_Ant1_2437

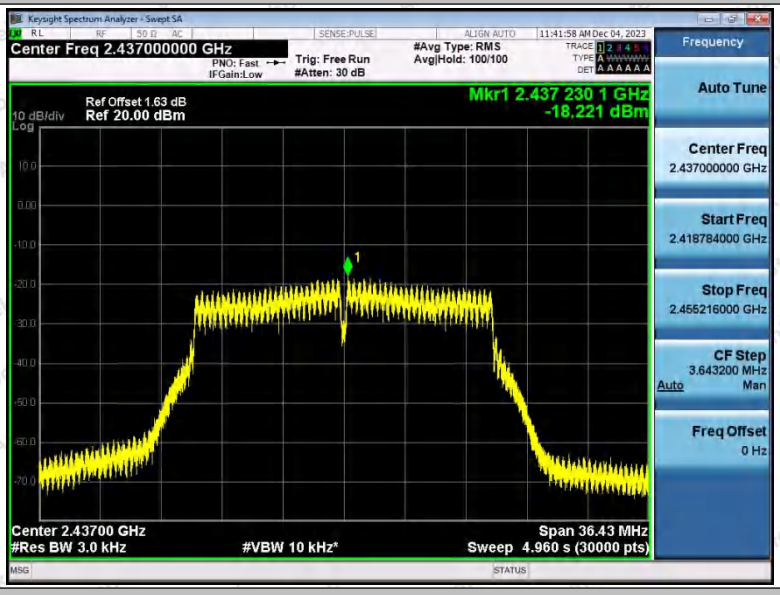

11N20SISO_Ant1_2462

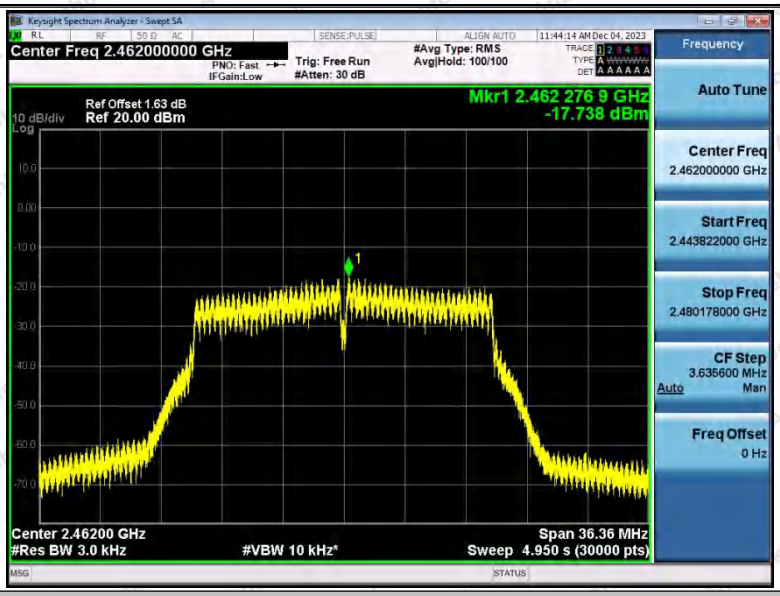

11AX20SISO_Ant1_2412

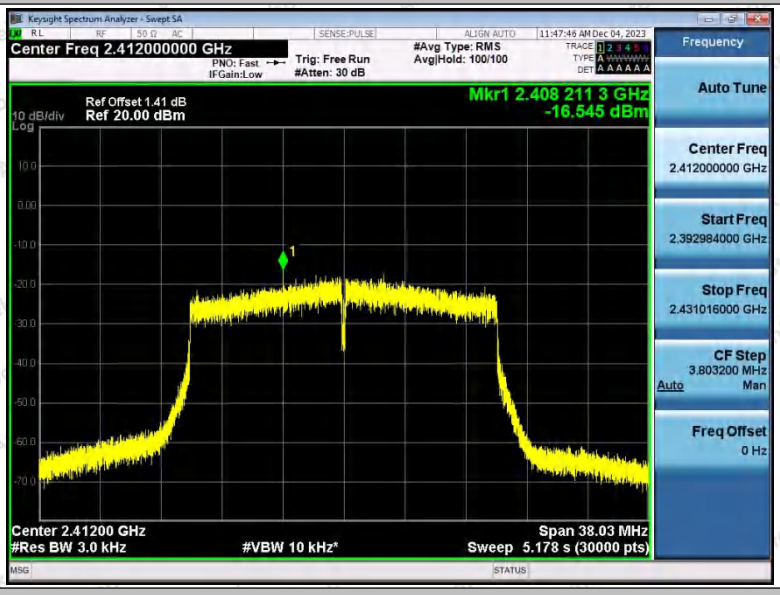

11AX20SISO_Ant1_2437

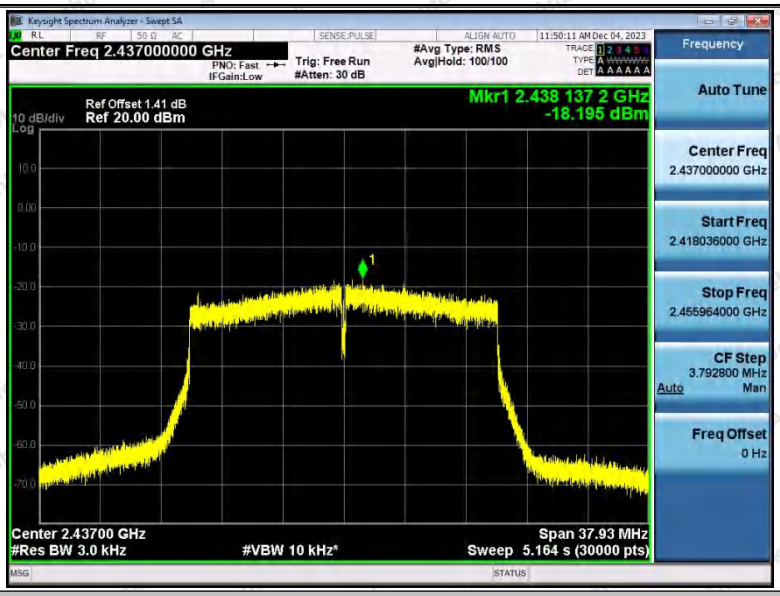

11AX20SISO_Ant1_2462

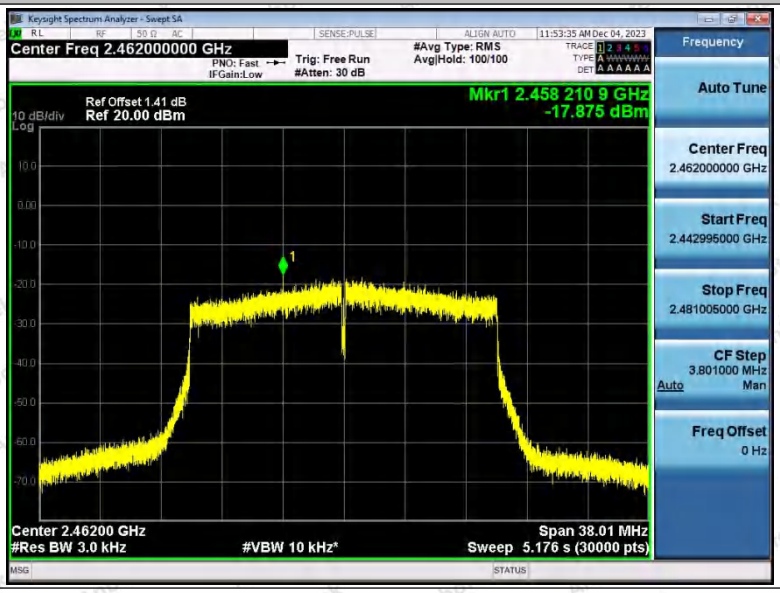

Appendix E: Band edge measurements

Test Result

TestMode	Antenna	ChName	Frequency[MHz]	RefLevel[dBm]	Result[dBm]	Limit[dBm]	Verdict
11B	Ant1	Low	2412	5.16	-40.23	≤-24.84	PASS
		High	2462	5.23	-49.98	≤-24.77	PASS
11G	Ant1	Low	2412	0.54	-38.25	≤-29.46	PASS
		High	2462	1.34	-45.5	≤-28.66	PASS
11N20SISO	Ant1	Low	2412	1.81	-34.2	≤-28.19	PASS
		High	2462	1.12	-45.08	≤-28.88	PASS
11AX20SISO	Ant1	Low	2412	2.04	-34.79	≤-27.96	PASS
		High	2462	1.79	-44.68	≤-28.21	PASS

Test Graphs

11B_Ant1_Low_2412

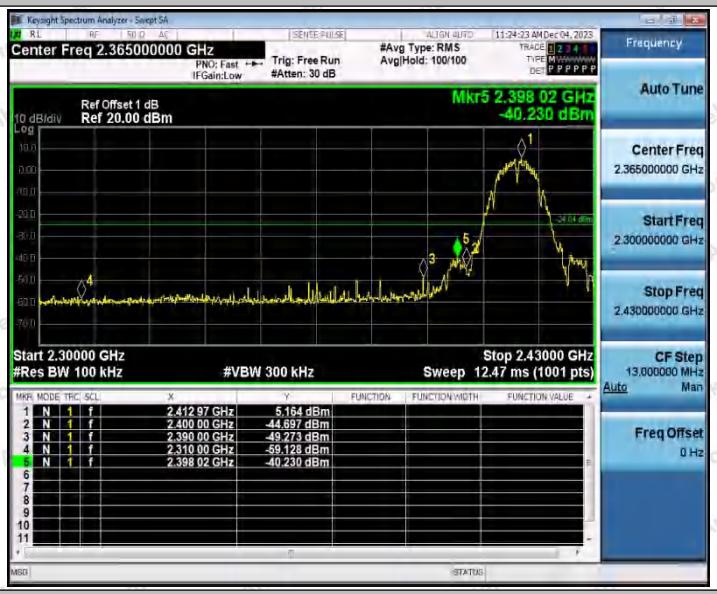

11B_Ant1_High_2462

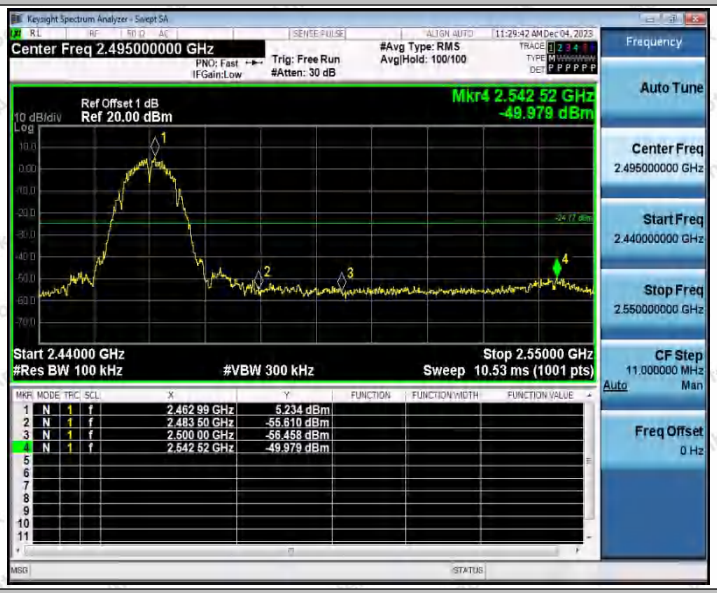

11G_Ant1_Low_2412

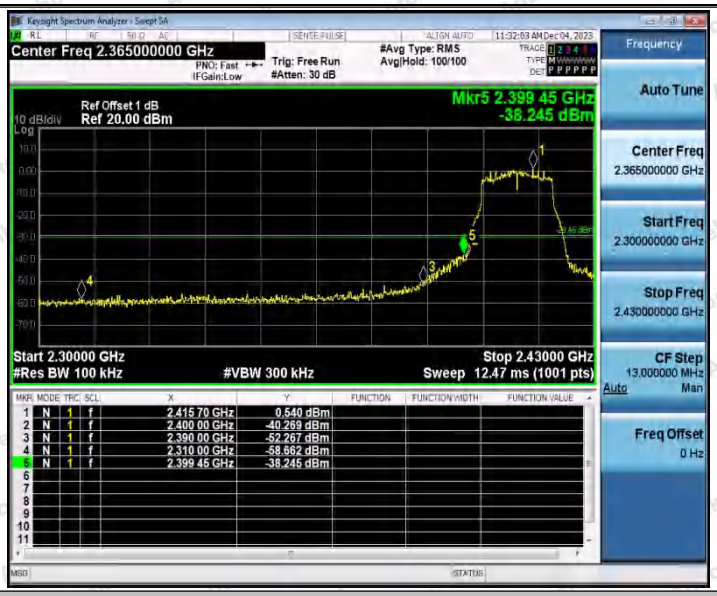

11G_Ant1_High_2462

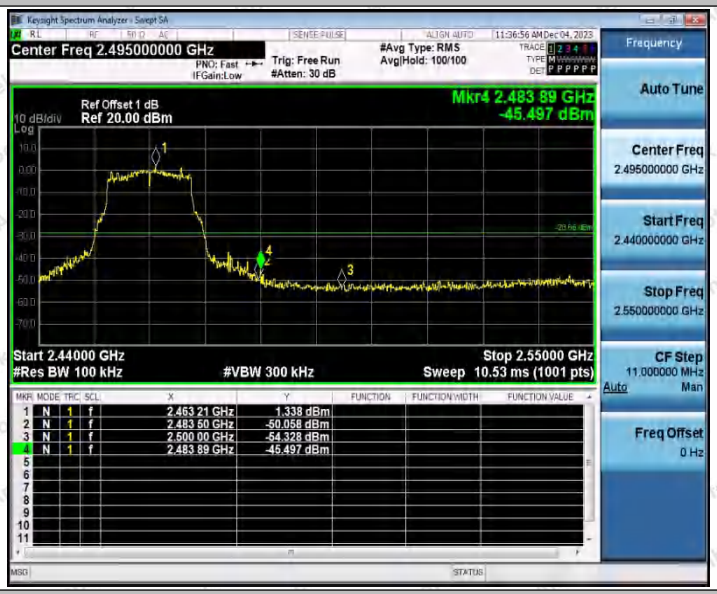

11N20SISO_Ant1_Low_2412

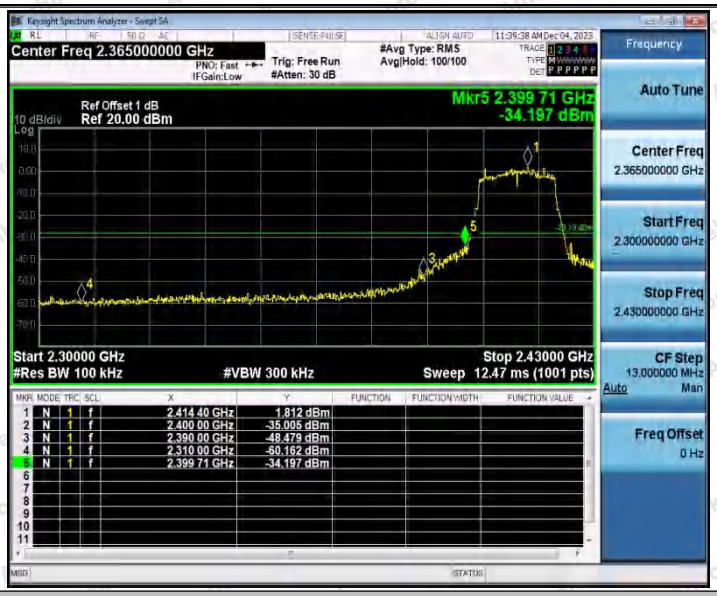

11N20SISO_Ant1_High_2462

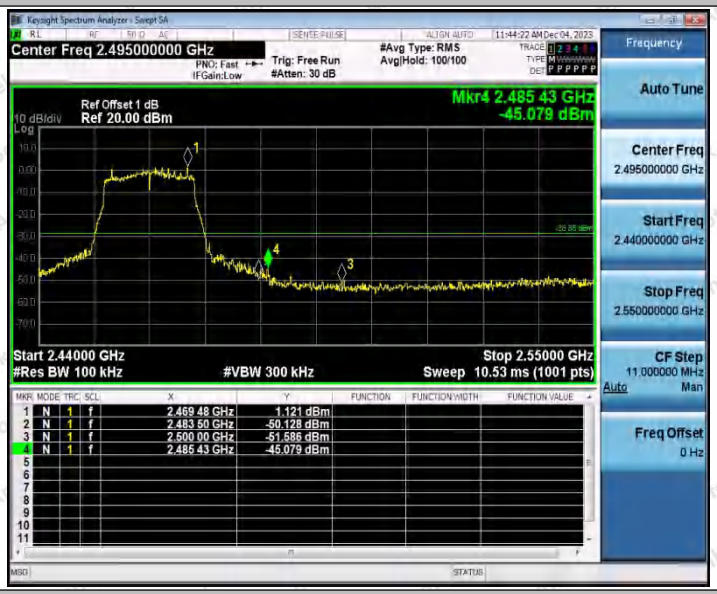

11AX20SISO_Ant1_Low_2412

11AX20SISO_Ant1_High_2462

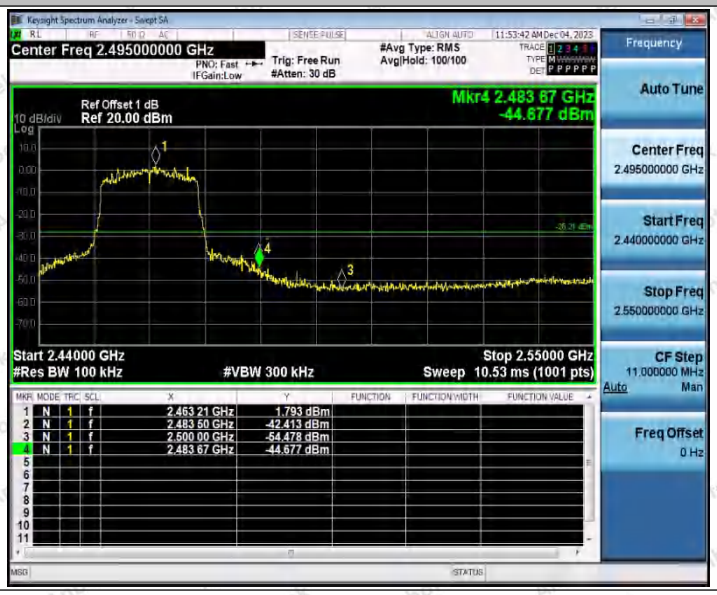

Appendix F: Conducted Spurious Emission

Test Result

TestMode	Antenna	Frequency[MHz]	FreqRange [Mhz]	RefLevel [dBm]	Result [dBm]	Limit [dBm]	Verdict
11B	Ant1	2412	Reference	5.41	5.41	---	PASS
			30~1000	5.41	-68.4	≤-24.59	PASS
			1000~26500	5.41	-50.56	≤-24.59	PASS
		2437	Reference	3.20	3.20	---	PASS
			30~1000	3.20	-69.17	≤-26.8	PASS
			1000~26500	3.20	-51.72	≤-26.8	PASS
		2462	Reference	3.20	3.20	---	PASS
			30~1000	3.20	-68.61	≤-26.8	PASS
			1000~26500	3.20	-51.6	≤-26.8	PASS
11G	Ant1	2412	Reference	0.51	0.51	---	PASS
			30~1000	0.51	-68.88	≤-29.49	PASS
			1000~26500	0.51	-50.81	≤-29.49	PASS
		2437	Reference	1.01	1.01	---	PASS
			30~1000	1.01	-68.65	≤-28.99	PASS
			1000~26500	1.01	-50	≤-28.99	PASS
		2462	Reference	-0.02	-0.02	---	PASS
			30~1000	-0.02	-68.8	≤-30.02	PASS
			1000~26500	-0.02	-50.64	≤-30.02	PASS
11N20SISO	Ant1	2412	Reference	0.81	0.81	---	PASS
			30~1000	0.81	-68	≤-29.19	PASS
			1000~26500	0.81	-50.2	≤-29.19	PASS
		2437	Reference	-1.34	-1.34	---	PASS
			30~1000	-1.34	-69.03	≤-31.34	PASS
			1000~26500	-1.34	-50.43	≤-31.34	PASS
		2462	Reference	0.02	0.02	---	PASS
			30~1000	0.02	-68.85	≤-29.98	PASS
			1000~26500	0.02	-50.24	≤-29.98	PASS
11AX20SISO	Ant1	2412	Reference	1.80	1.80	---	PASS
			30~1000	1.80	-68.59	≤-28.2	PASS
			1000~26500	1.80	-49.06	≤-28.2	PASS
		2437	Reference	-0.51	-0.51	---	PASS
			30~1000	-0.51	-68.87	≤-30.51	PASS
			1000~26500	-0.51	-50.05	≤-30.51	PASS
		2462	Reference	0.16	0.16	---	PASS
			30~1000	0.16	-69.47	≤-29.84	PASS

			1000~26500	0.16	-49.24	≤-29.84	PASS

Test Graphs

11B_Ant1_2412_0~Reference

11B_Ant1_2412_30~1000

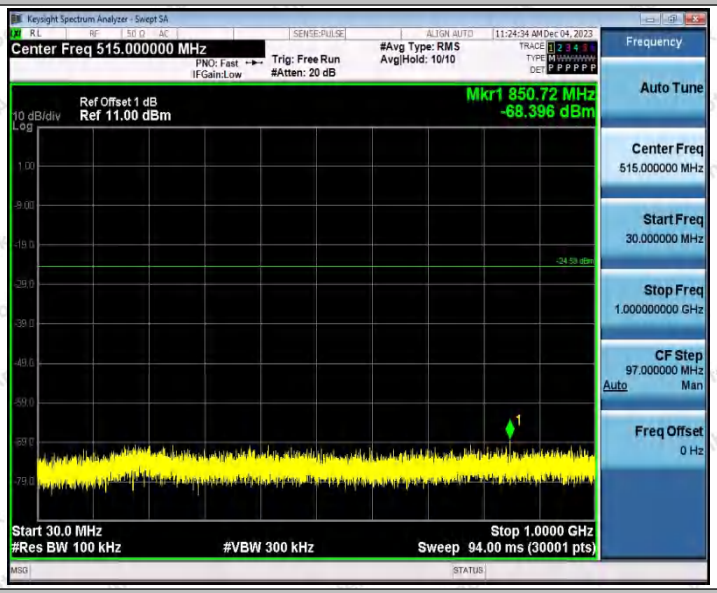

11B_Ant1_2412_1000~26500

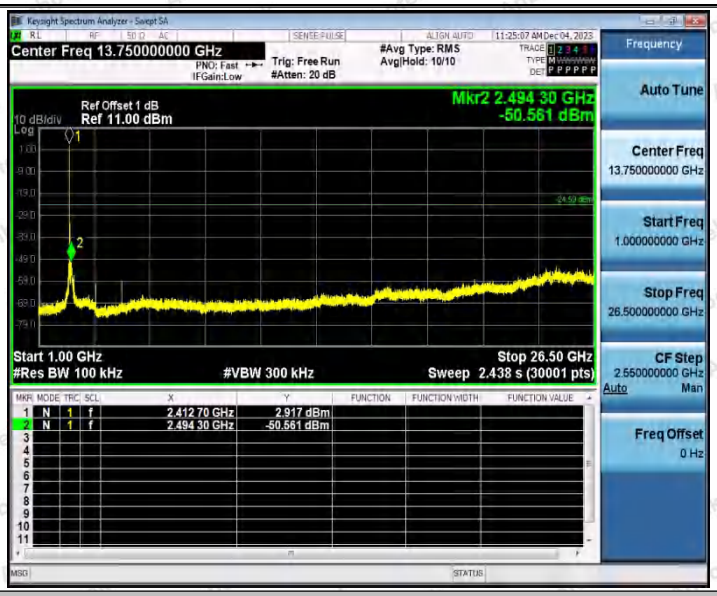

11B_Ant1_2437_0~Reference

11B_Ant1_2437_30~1000

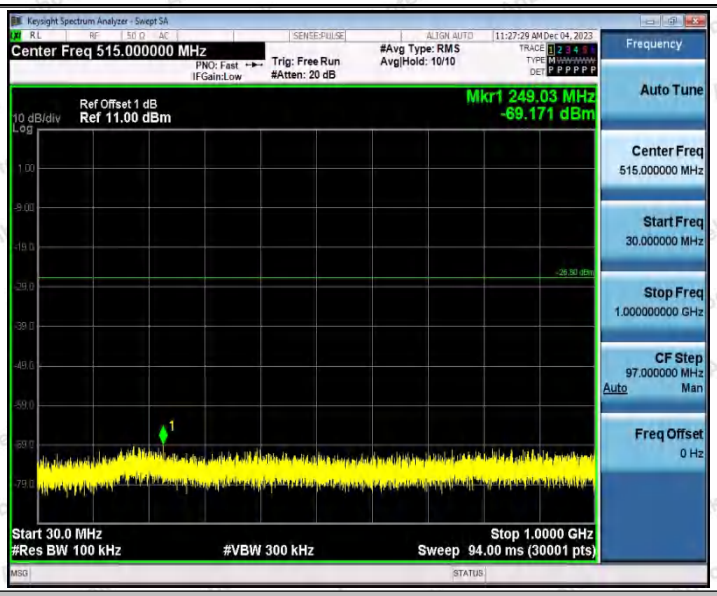

11B_Ant1_2437_1000~26500

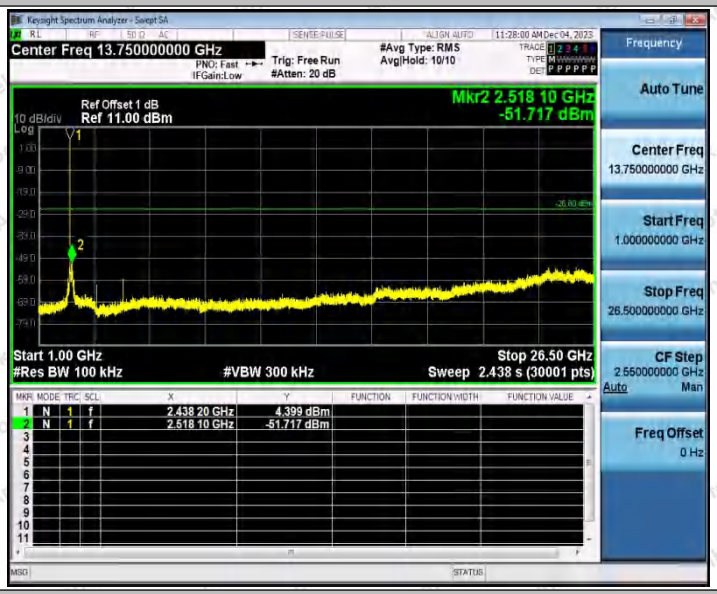

11B_Ant1_2462_0~Reference

11B_Ant1_2462_30~1000

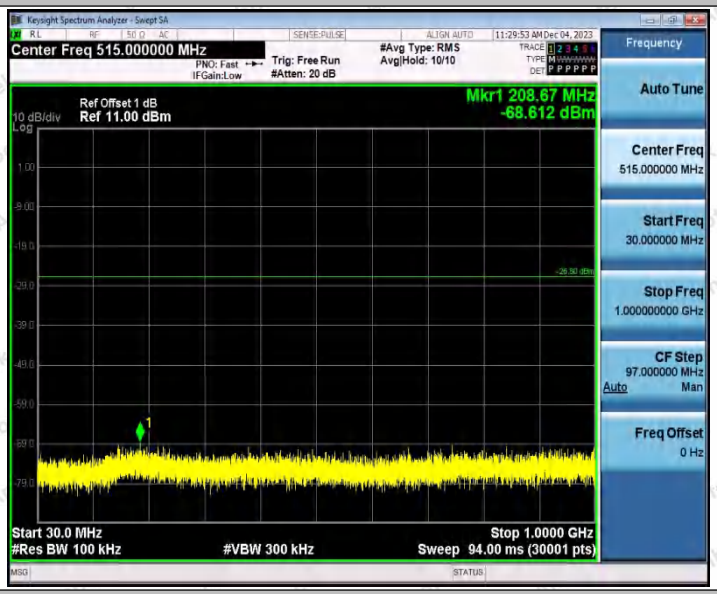

11B_Ant1_2462_1000~26500

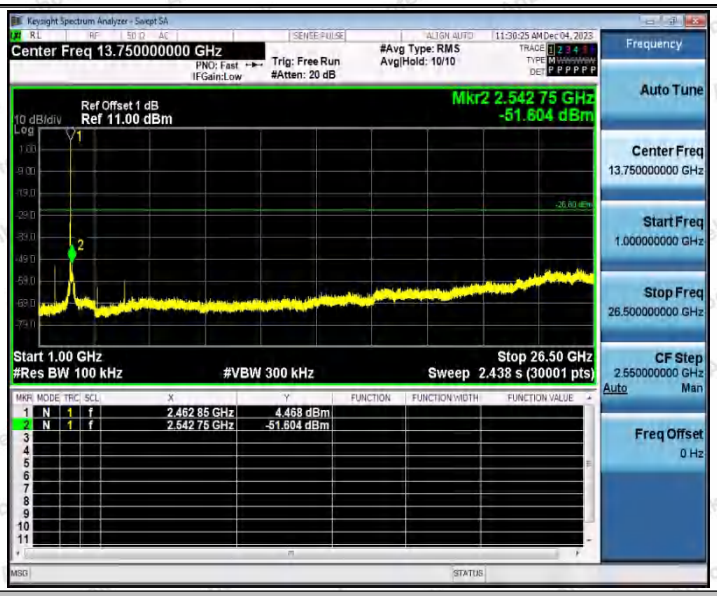

11G_Ant1_2412_0~Reference

11G_Ant1_2412_30~1000

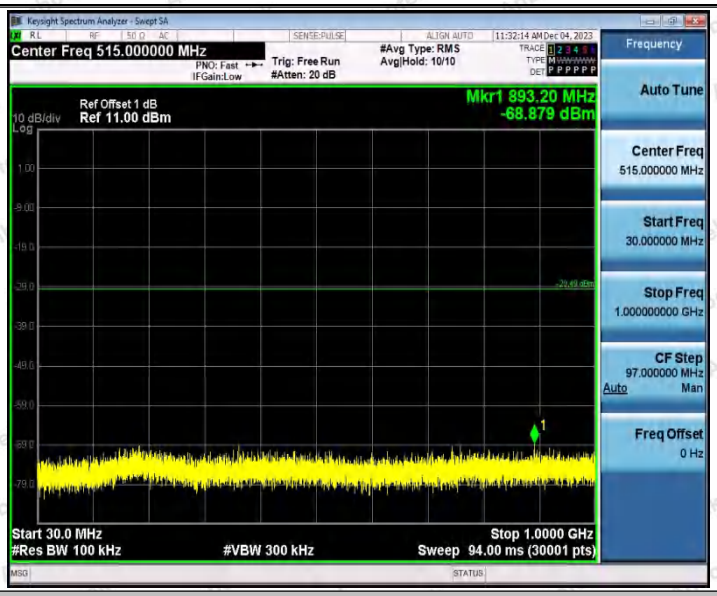

11G_Ant1_2412_1000~26500

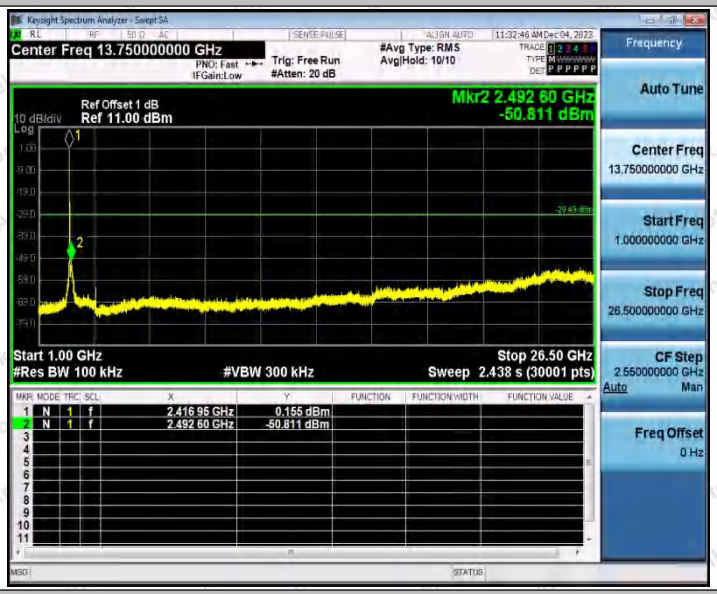

11G_Ant1_2437_0~Reference

11G_Ant1_2437_30~1000

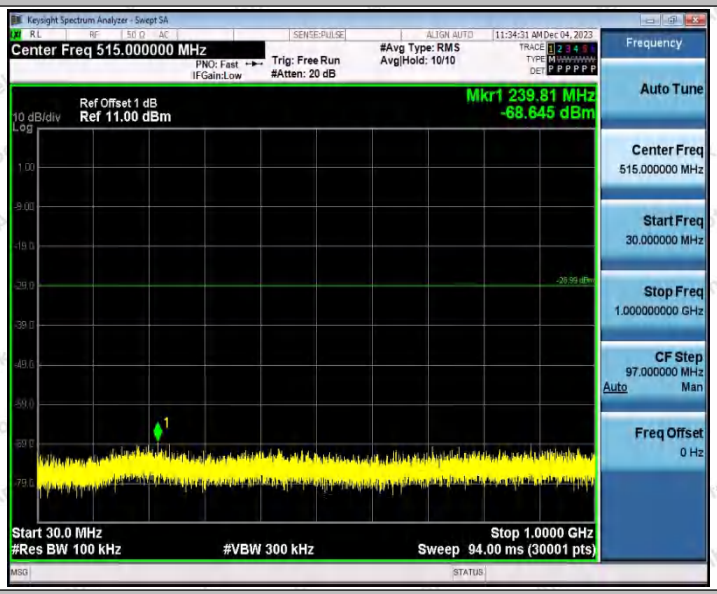

11G_Ant1_2437_1000~26500

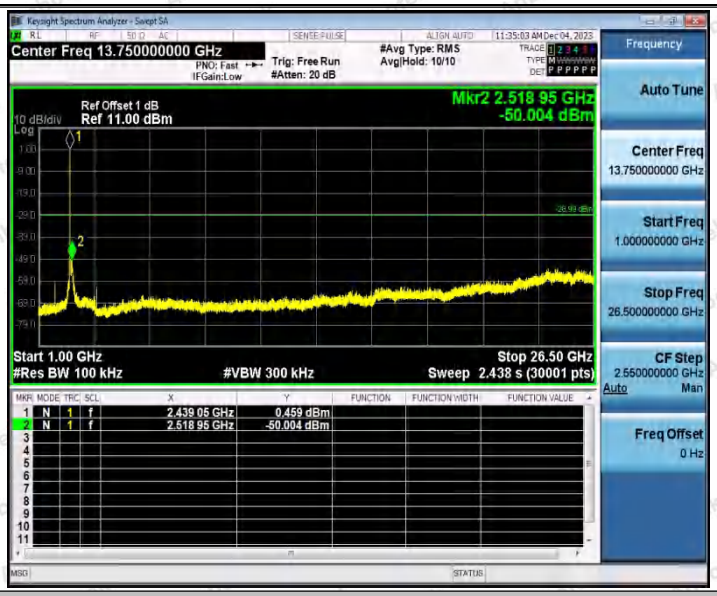

11G_Ant1_2462_0~Reference

11G_Ant1_2462_30~1000

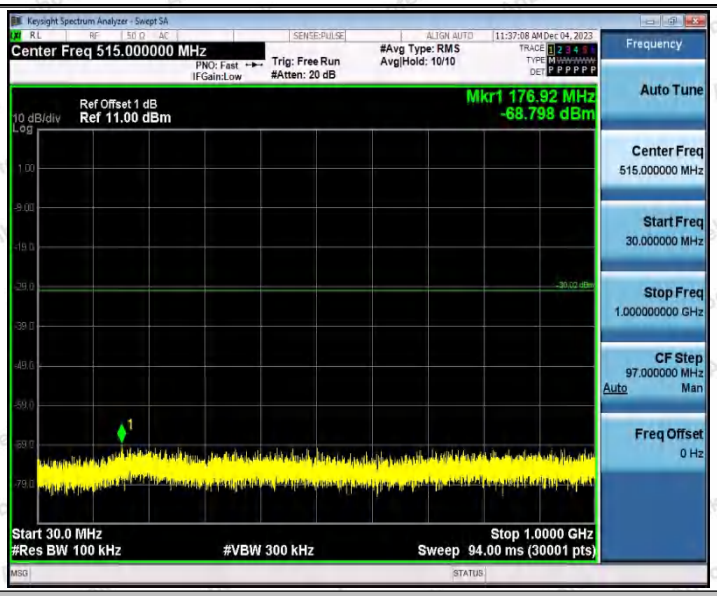

11G_Ant1_2462_1000~26500

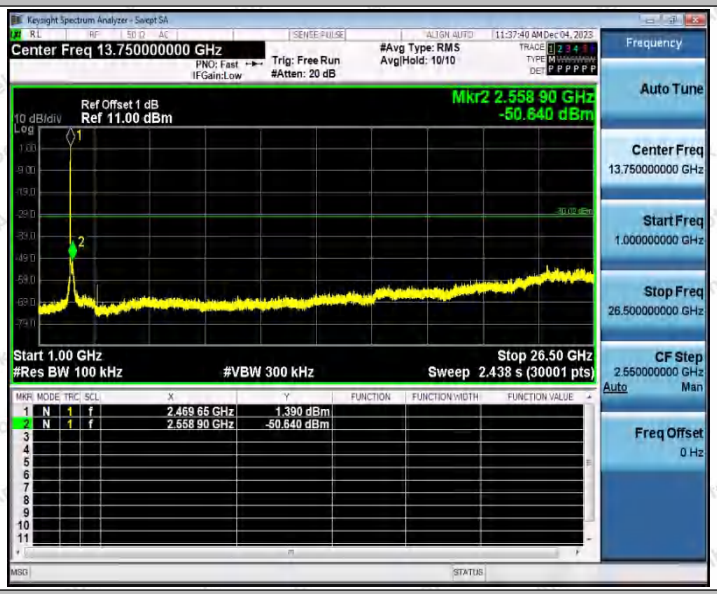

11N20SISO_Ant1_2412_0~Reference

11N20SISO_Ant1_2412_30~1000

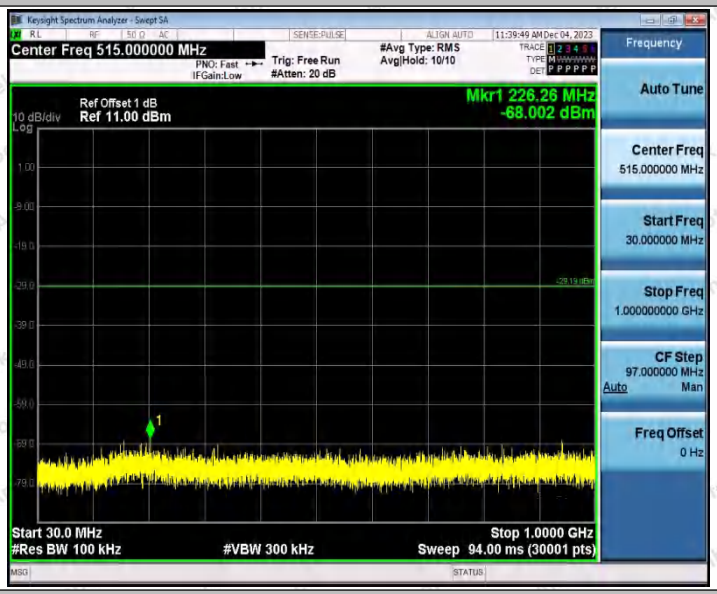

11N20SISO_Ant1_2412_1000~26500

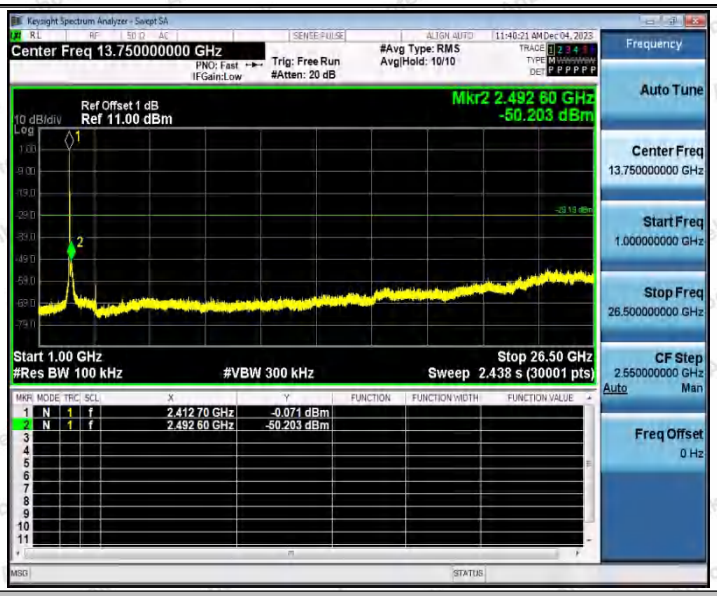

11N20SISO_Ant1_2437_0~Reference

11N20SISO_Ant1_2437_30~1000

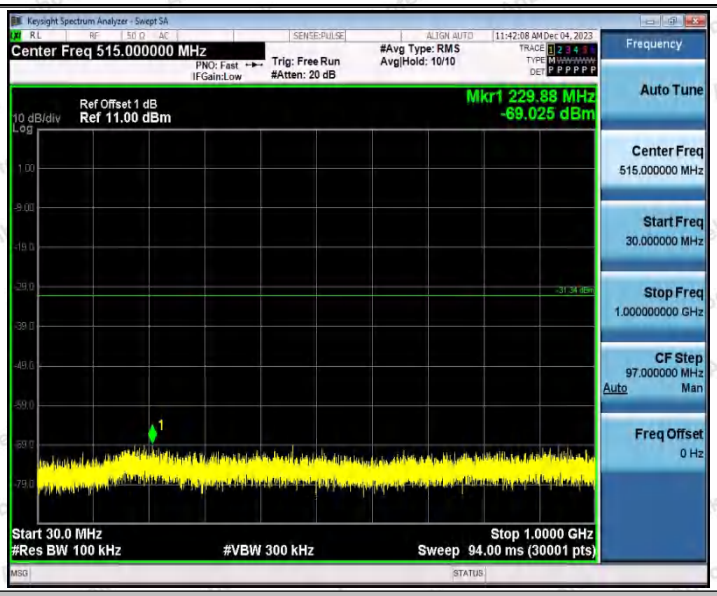

11N20SISO_Ant1_2437_1000~26500

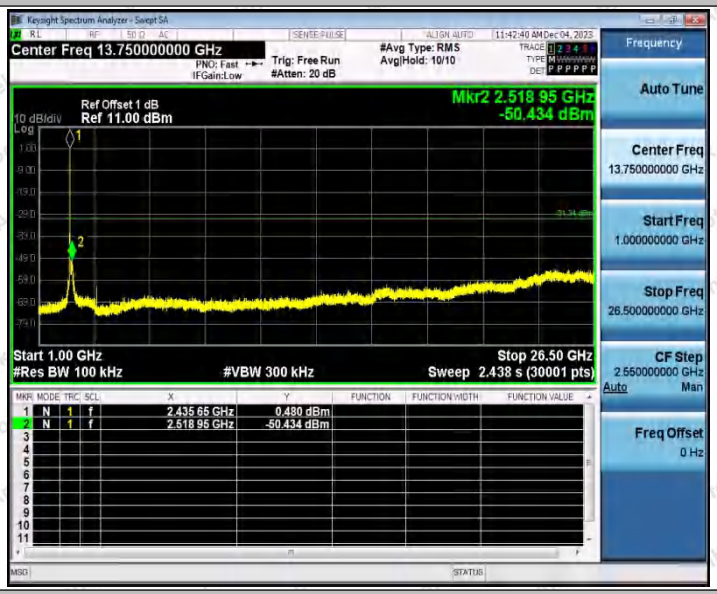

11N20SISO_Ant1_2462_0~Reference

11N20SISO_Ant1_2462_30~1000

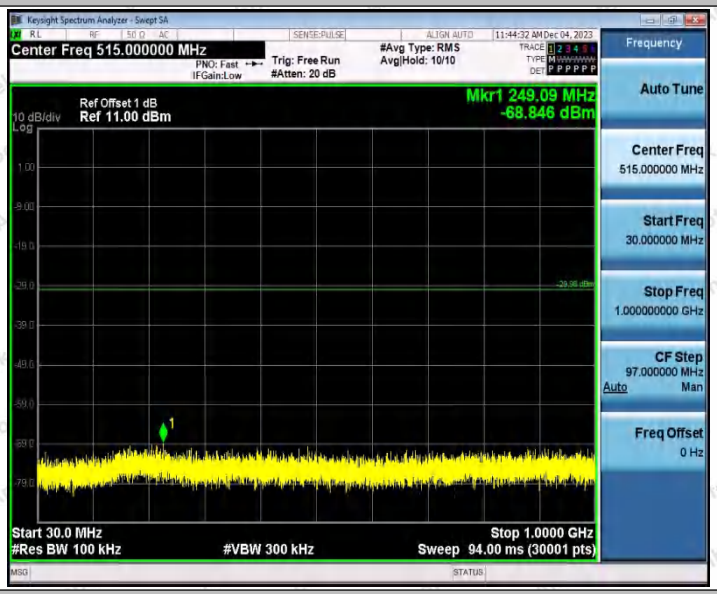

11N20SISO_Ant1_2462_1000~26500

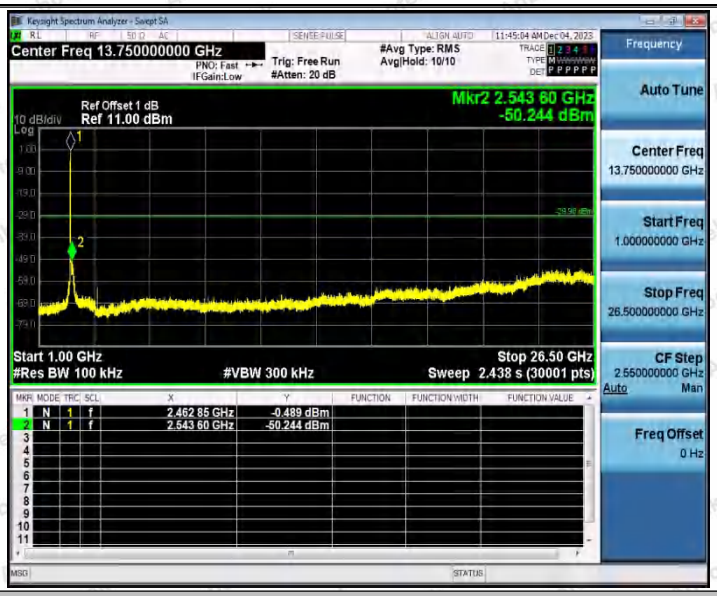

11AX20SISO_Ant1_2412_0~Reference

11AX20SISO_Ant1_2412_30~1000

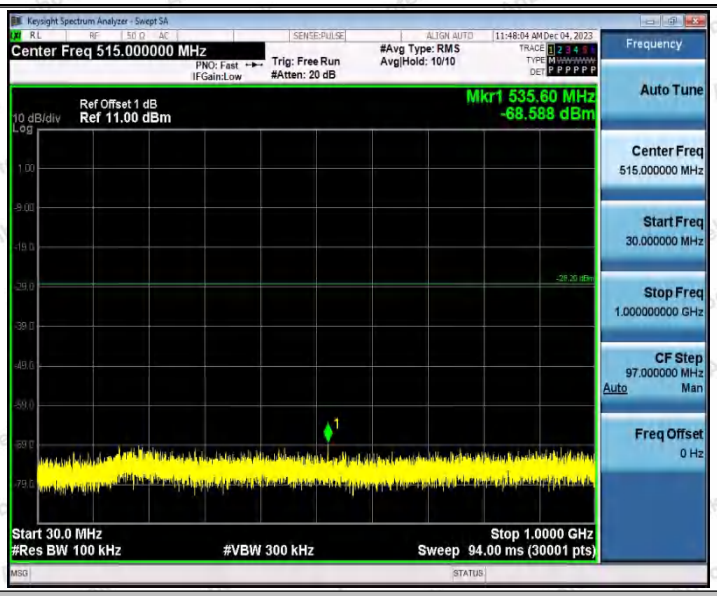

11AX20SISO_Ant1_2412_1000~26500

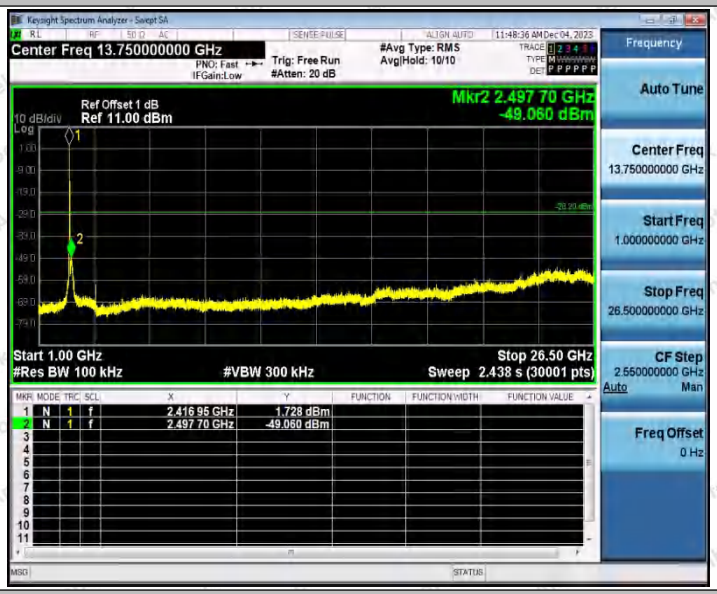

11AX20SISO_Ant1_2437_0~Reference

11AX20SISO_Ant1_2437_30~1000

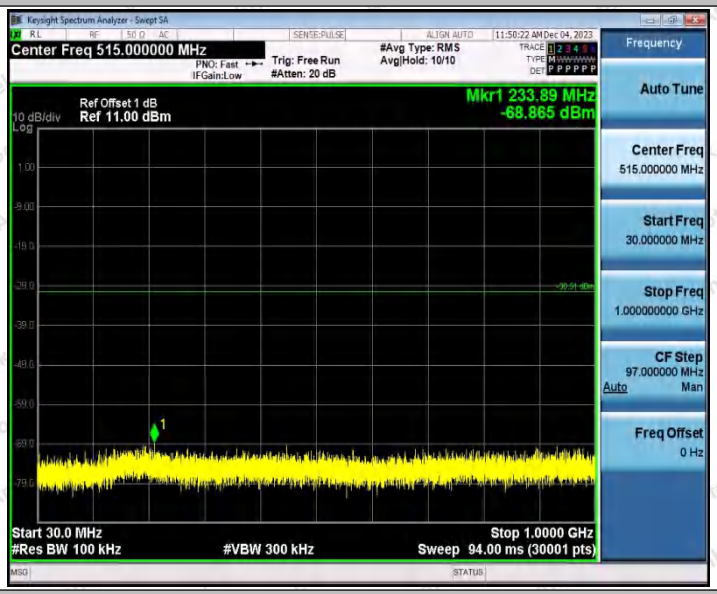

11AX20SISO_Ant1_2437_1000~26500

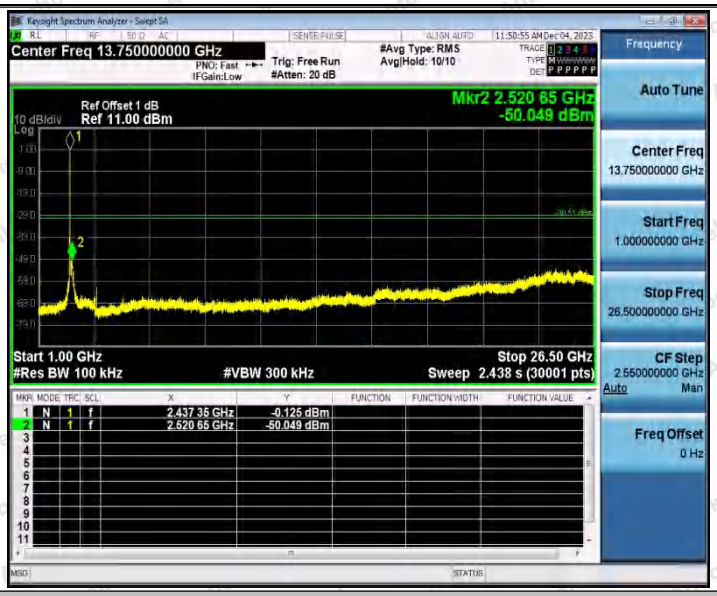

11AX20SISO_Ant1_2462_0~Reference

11AX20SISO_Ant1_2462_30~1000

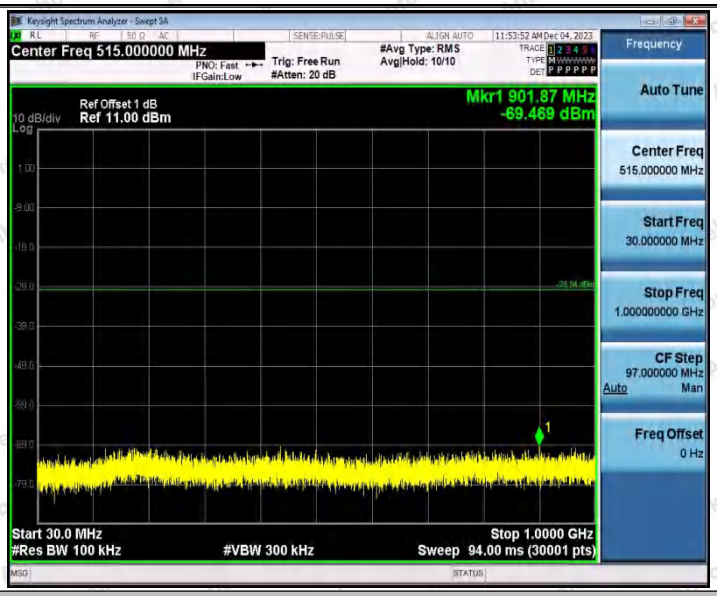

11AX20SISO_Ant1_2462_1000~26500

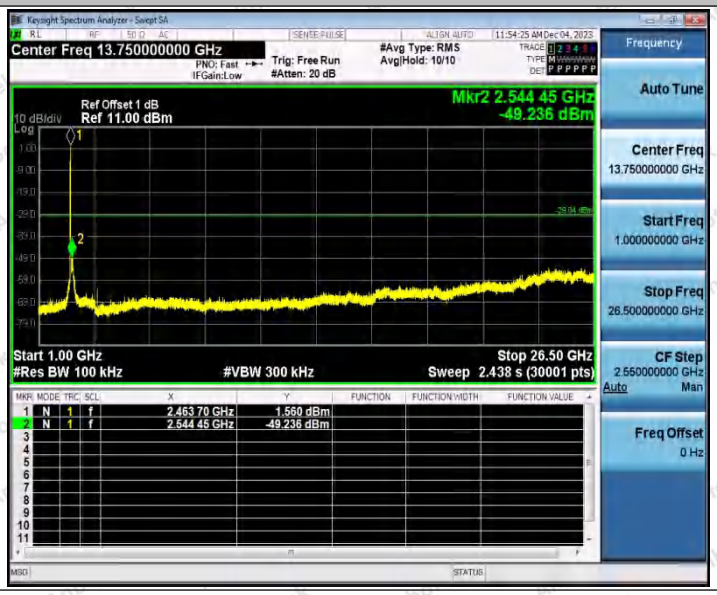

Appendix G: Duty Cycle

Test Result

TestMode	Antenna	Frequency[MHz]	Transmission Duration [ms]	Transmission Period [ms]	Duty Cycle [%]	Factor
11B	Ant1	2412	12.41	12.72	97.56	0.11
		2437	12.43	12.71	97.80	0.10
		2462	12.43	12.72	97.72	0.10
11G	Ant1	2412	2.06	2.36	87.29	0.59
		2437	2.06	2.36	87.29	0.59
		2462	2.07	2.37	87.34	0.59
11N20SISO	Ant1	2412	1.92	2.22	86.49	0.63
		2437	1.92	2.22	86.49	0.63
		2462	1.92	2.22	86.49	0.63
11AX20SISO	Ant1	2412	1.02	1.12	91.07	0.41
		2437	1.02	1.12	91.07	0.41
		2462	1.02	1.12	91.07	0.41

Test Graphs

11B_Ant1_2412

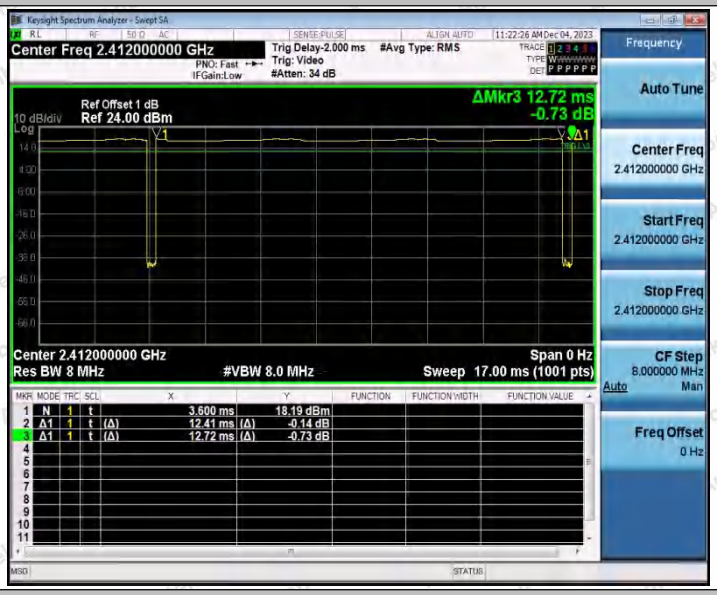

11B_Ant1_2437

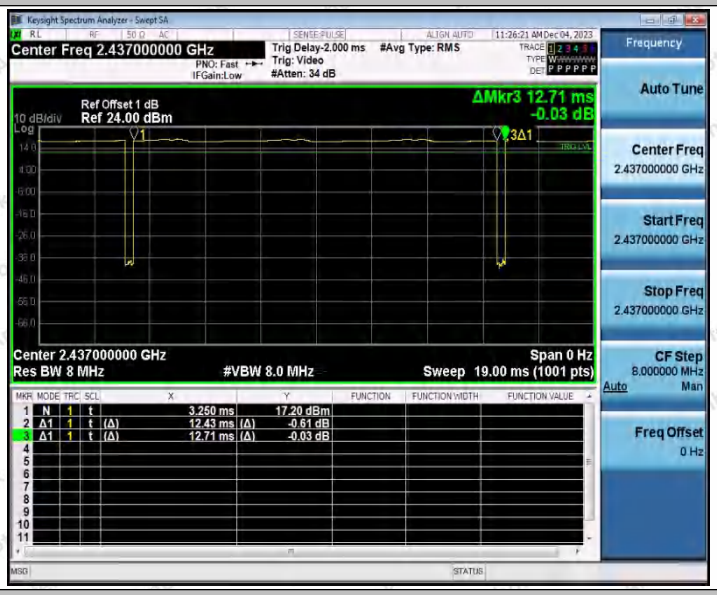

11B_Ant1_2462

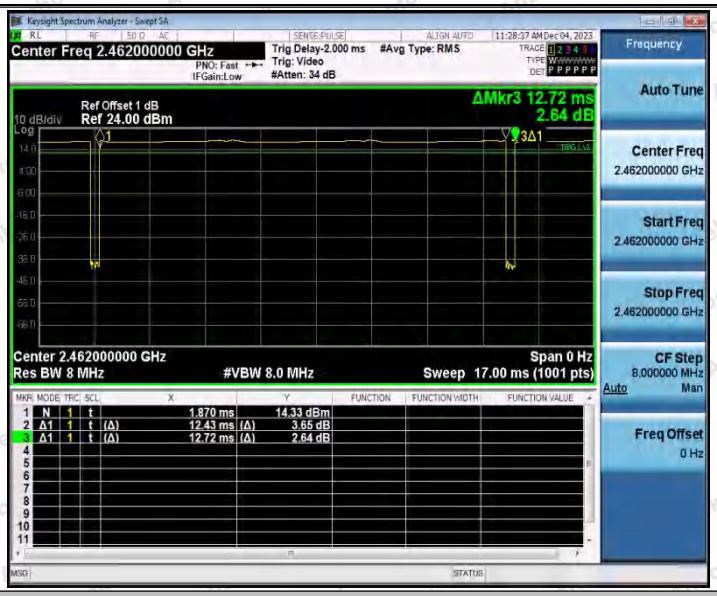

11G_Ant1_2412

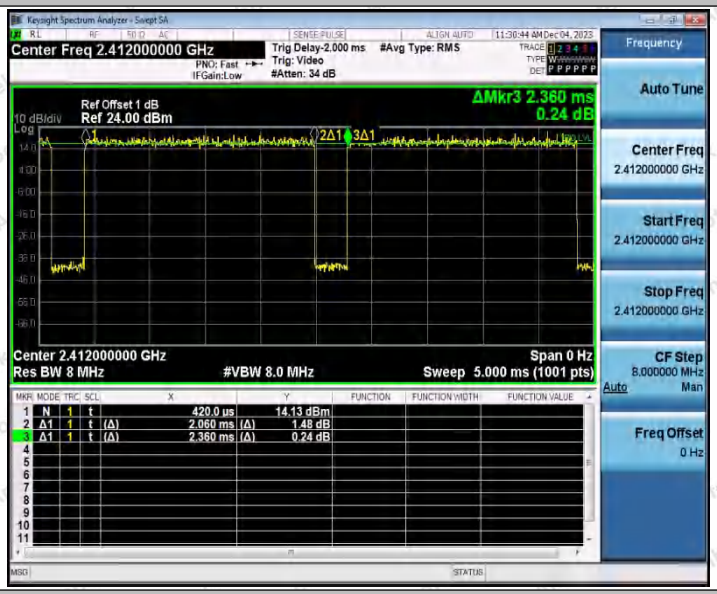

11G_Ant1_2437

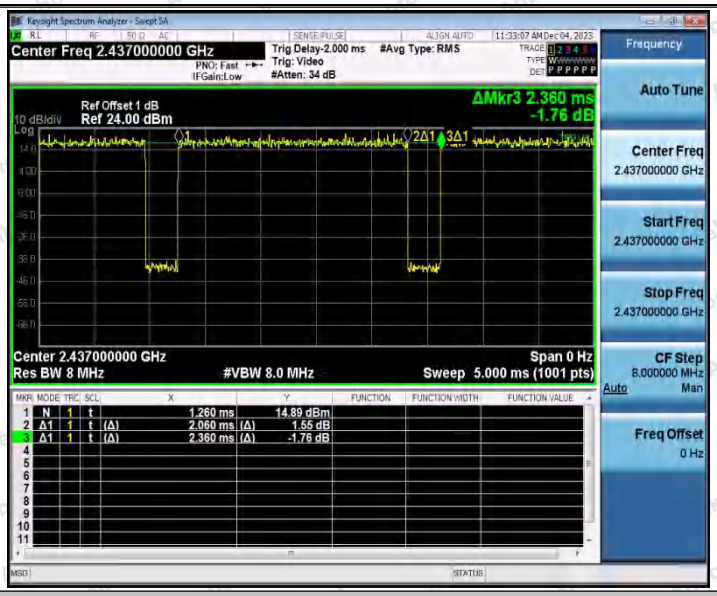

11G_Ant1_2462

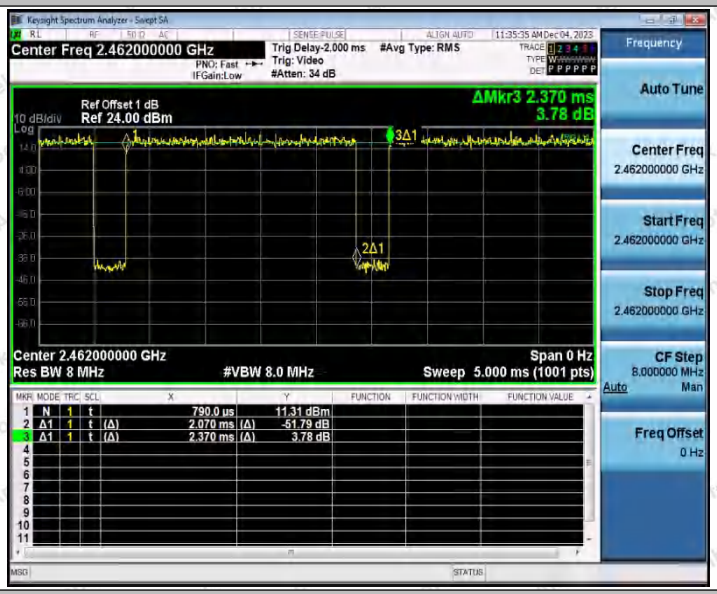

11N20SISO_Ant1_2412

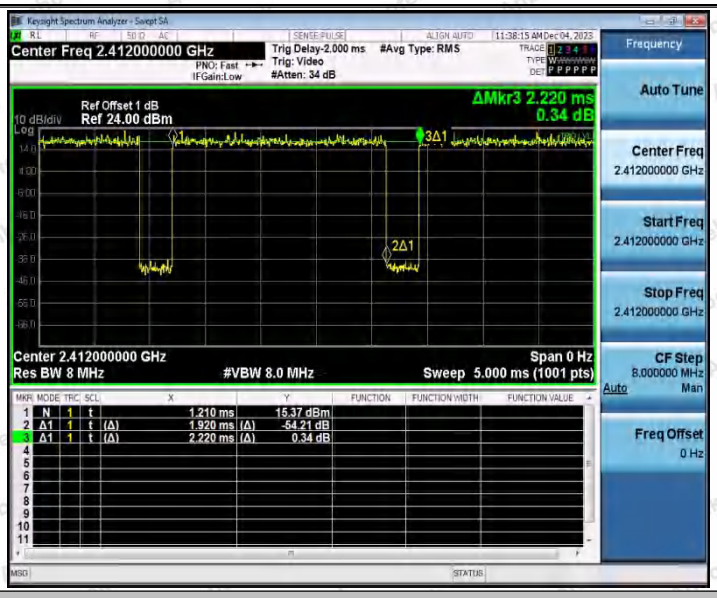

11N20SISO_Ant1_2437

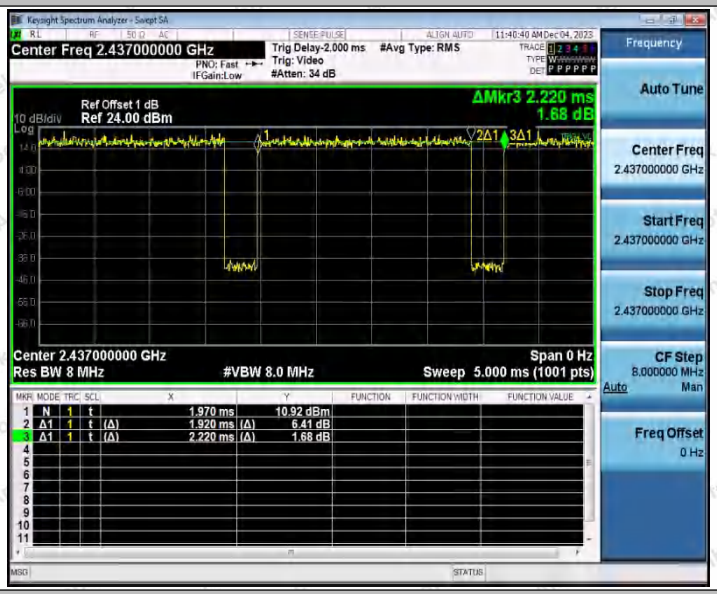

11N20SISO_Ant1_2462

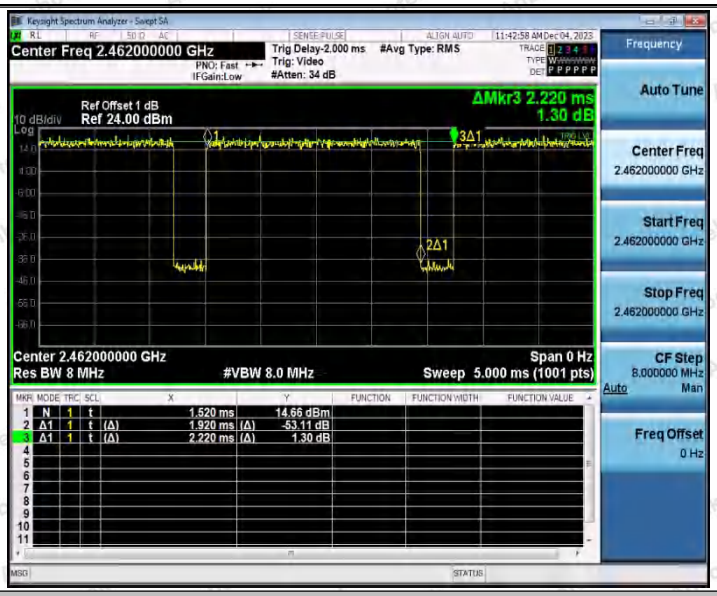

11AX20SISO_Ant1_2412

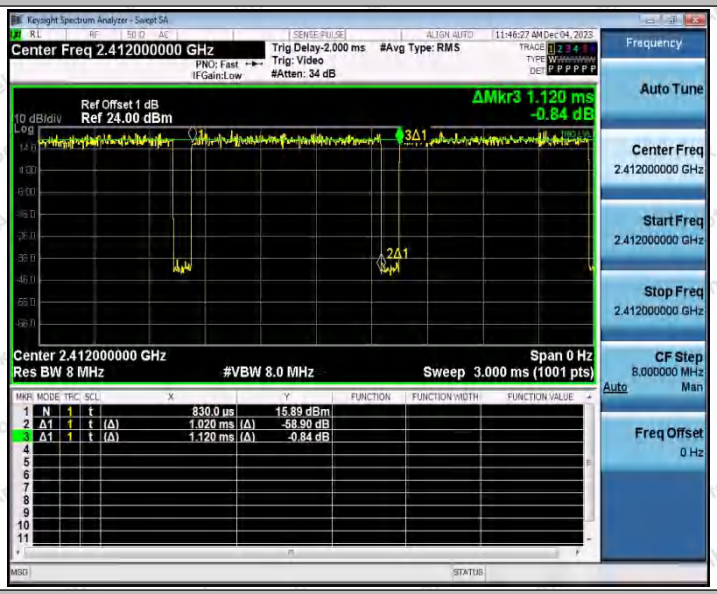

11AX20SISO_Ant1_2437

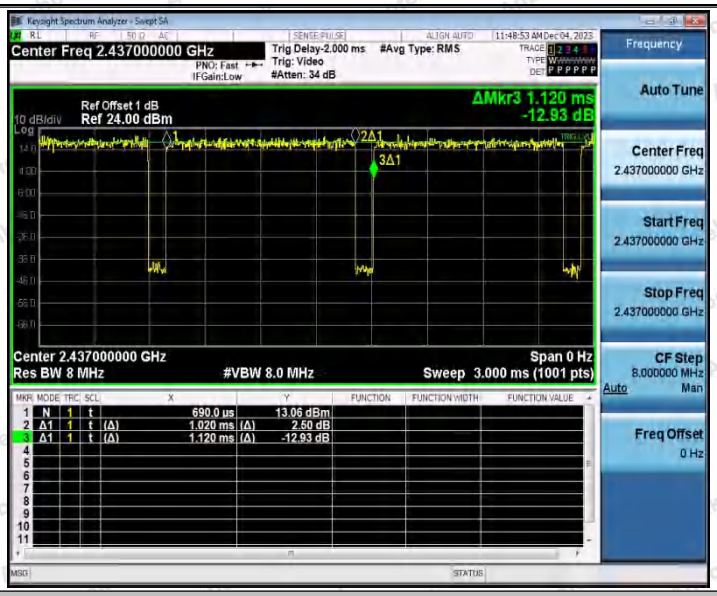

11AX20SISO_Ant1_2462

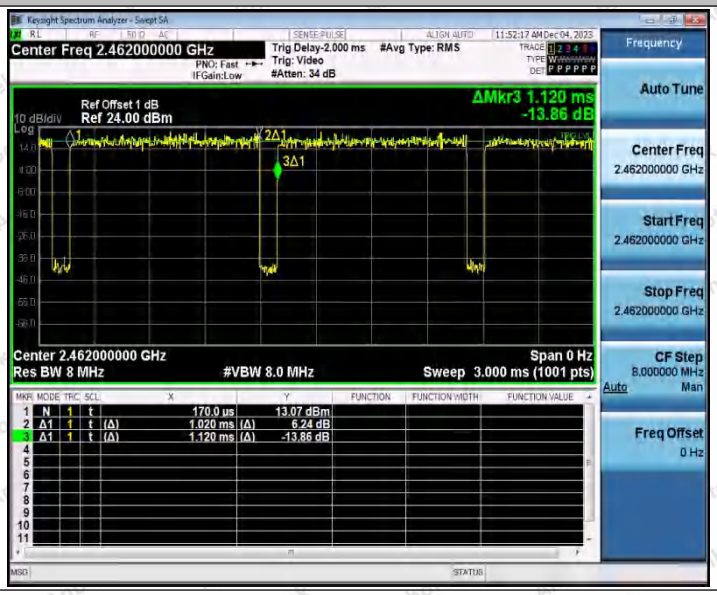

---End---