Appendix A

Report No.:	CISRR24083021901
FCC ID:	2BDQB-HS-630
Product Name:	Bluetooth headset
Model No.:	H&S V630
Test Engineer:	Jimmy Huang
Supervised by:	Rory Huang

1) Conducted Output Power

Test Result

Mode	Channel	Peak Output Power (dBm)	Peak Output Power (mW)	Limit (dBm)	Result
BLE 1M	0	3.62	2.3	≤30	PASS
	19	3.35	2.16	≤30	PASS
	39	2.85	1.93	≤30	PASS
BLE 2M	0	3.74	2.37	≤30	PASS
	19	3.60	2.29	≤30	PASS
	39	3.09	2.04	≤30	PASS

Test Graphs

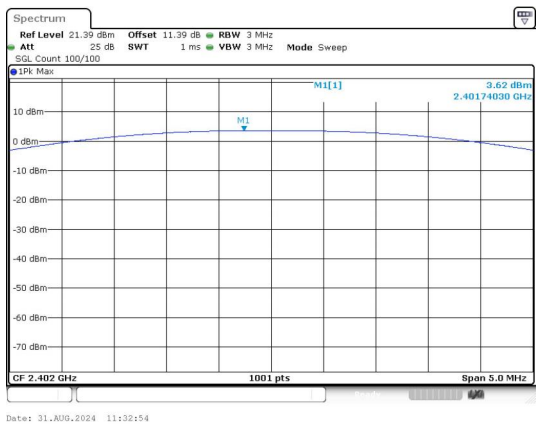

Peak Output Power
BLE 1M_Channel 0

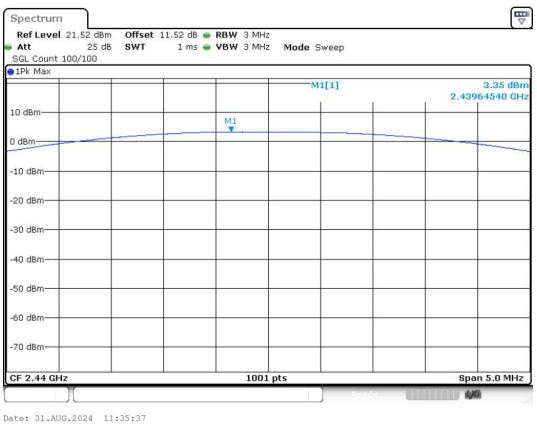

Peak Output Power
BLE 1M_Channel 19

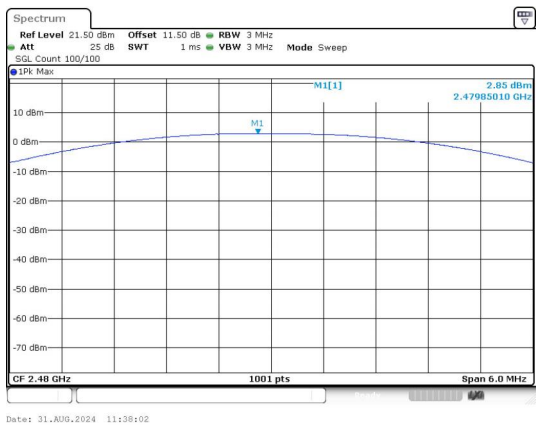

Peak Output Power
BLE 1M_Channel 39

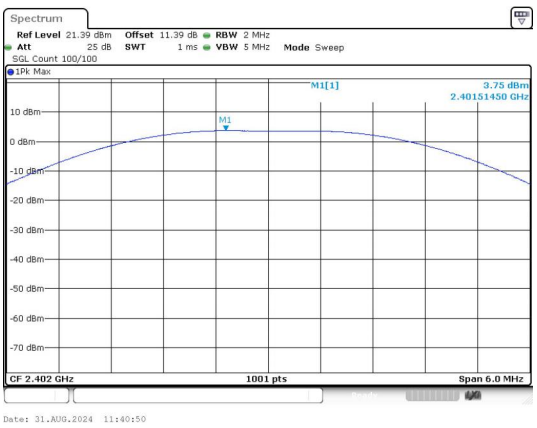

Peak Output Power
BLE 2M_Channel 0

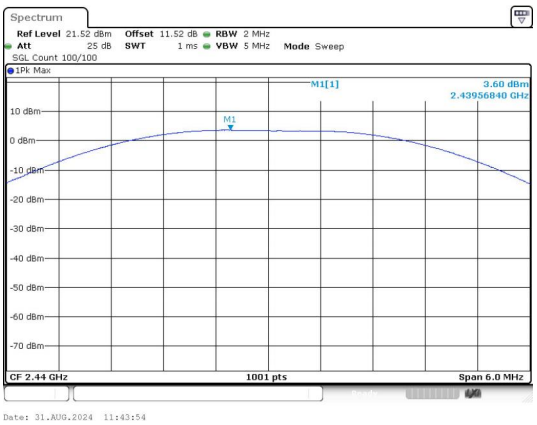

Peak Output Power

BLE 2M_Channel 19

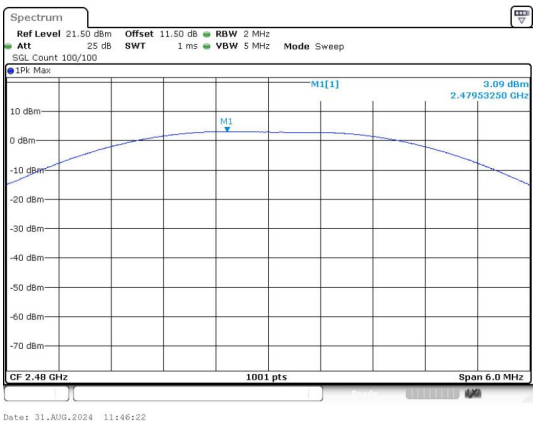

Peak Output Power

BLE 2M_Channel 39

2) 99% Bandwidth

Test Result

Mode	Channel	Center Frequency (MHz)	99% BW (MHz)
BLE 1M	0	2402	1.0290
BLE 1M	19	2440	1.0328
BLE 1M	39	2480	1.0326
BLE 2M	0	2402	2.0572
BLE 2M	19	2440	2.0504
BLE 2M	39	2480	2.0552

Test Graphs

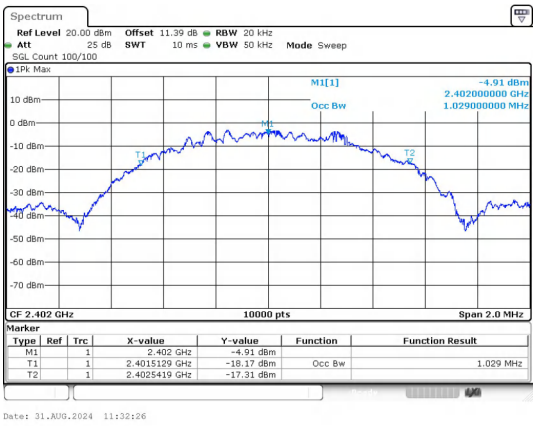

BLE 1M_Channel 0

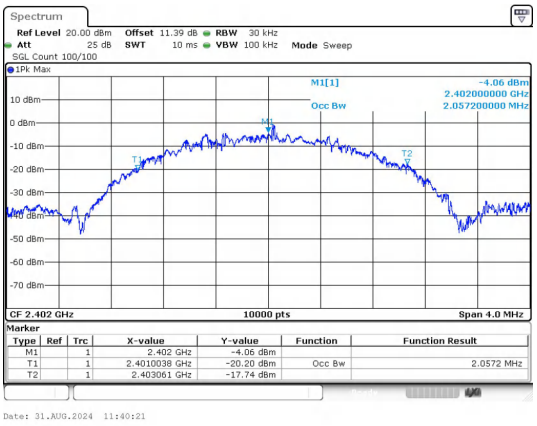

BLE 2M_Channel 0

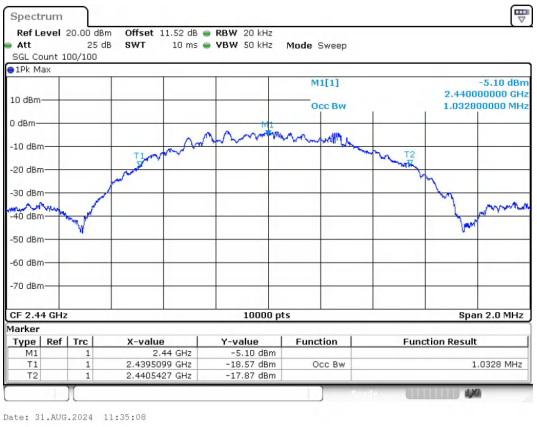

BLE 1M_Channel 19

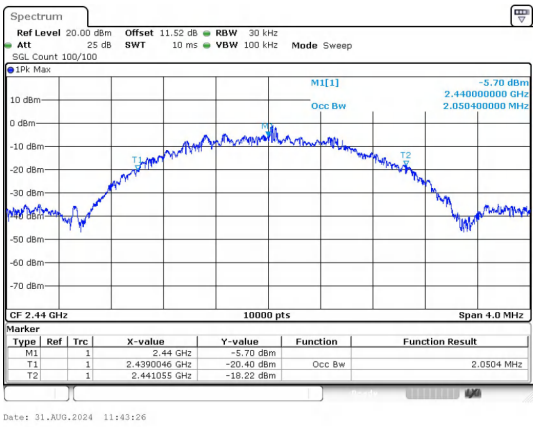

BLE 2M_Channel 19

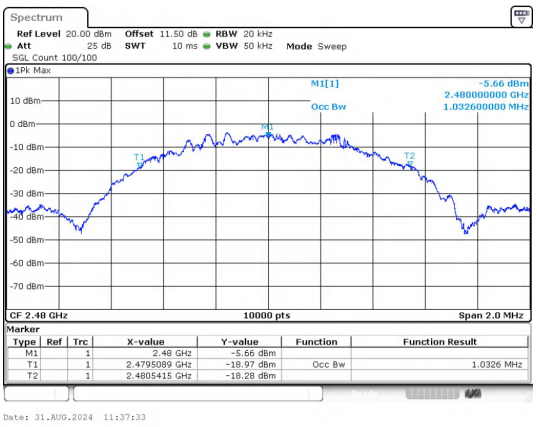

BLE 1M_Channel 39

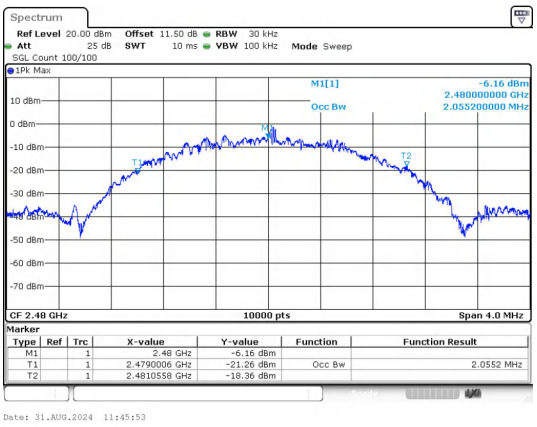

BLE 2M_Channel 39

3) 6dB Bandwidth

Test Result

Mode	Channel	Center Frequency (MHz)	6 dB Bandwidth (MHz)	Limit (MHz)	Result
BLE 1M	0	2402	0.6600	≥0.5	PASS
	19	2440	0.6600		PASS
	39	2480	0.6600		PASS
BLE 2M	0	2402	1.150		PASS
	19	2440	1.150		PASS
	39	2480	1.150		PASS

Test Graphs

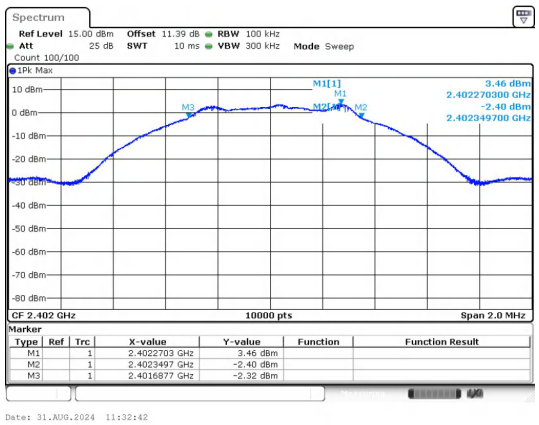

BLE 1M_Channel 0

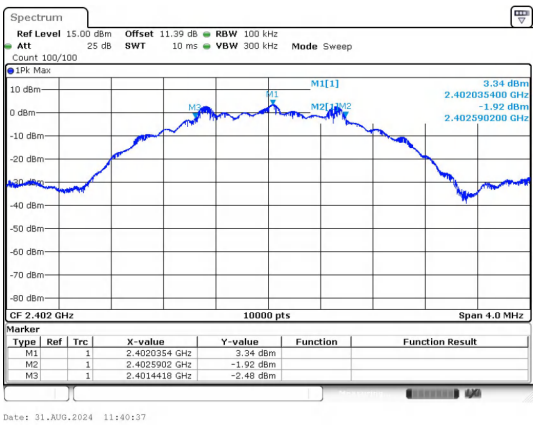

BLE 2M_Channel 0

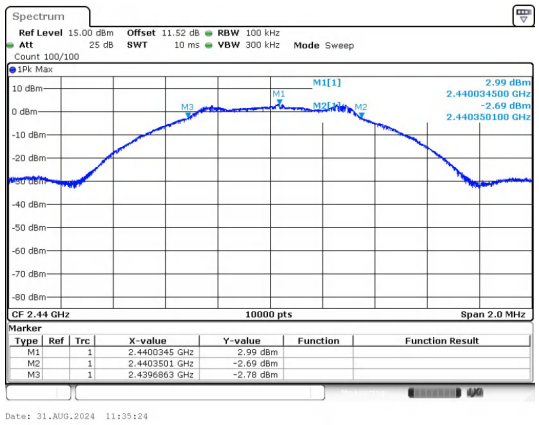

BLE 1M_Channel 19

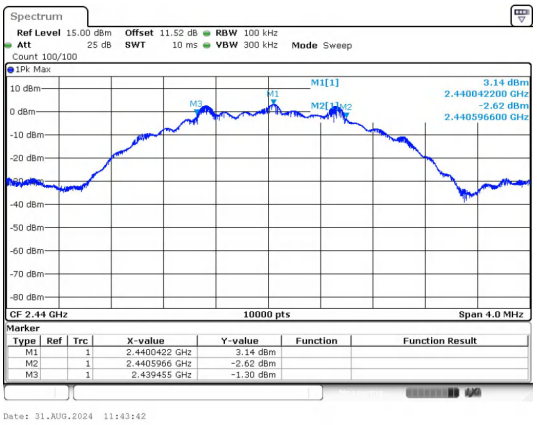

BLE 2M_Channel 19

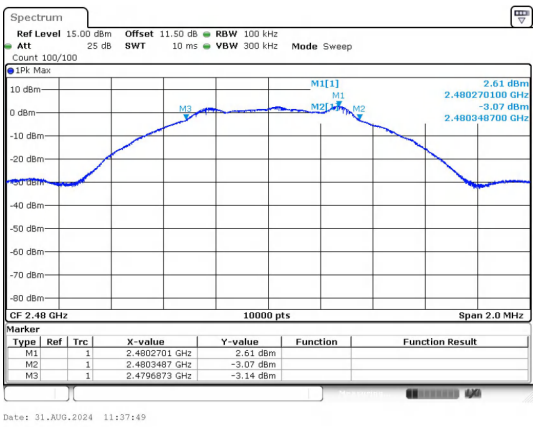

BLE 1M_Channel 39

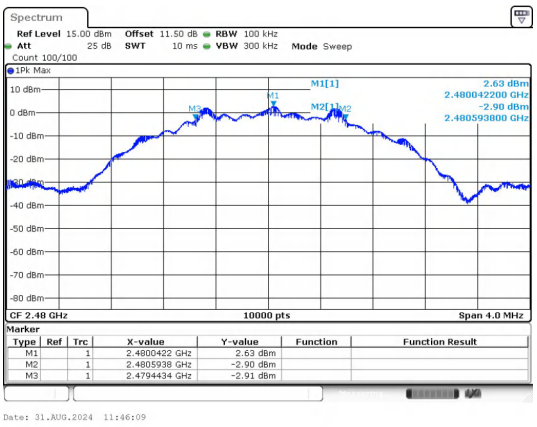

BLE 2M_Channel 39

4) Conducted Out Of Band Emission

Test Result

Mode	Channel	OOB Emission Frequency (MHz)	OOB Emission Level (dBm)	Limit (dBm)	Over Limit (dB)	Result
BLE 1M	0	2399.00	-40.352	-16.58	-23.772	PASS
		2400.00	-41.245	-16.58	-24.665	PASS
		7205.10	-37.806	-16.58	-21.226	PASS
	19	9753.73	-39.708	-16.9	-22.808	PASS
	39	2483.50	-45.207	-17.41	-27.797	PASS
		9914.37	-37.951	-17.41	-20.541	PASS
BLE 2M	0	2400.00	-31.009	-16.63	-14.379	PASS
		7204.30	-41.465	-16.63	-24.835	PASS
	19	9753.73	-39.447	-16.84	-22.607	PASS
	39	2483.50	-49.730	-17.38	-32.350	PASS
		9914.37	-38.091	-17.38	-20.711	PASS

Test Graphs

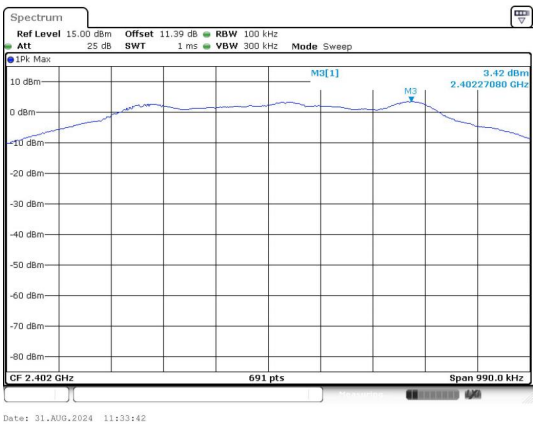

In-Band Reference Level
BLE 1M_Channel 0

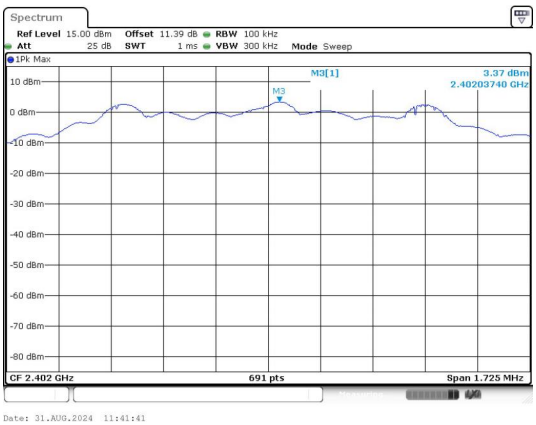

In-Band Reference Level
BLE 2M_Channel 0

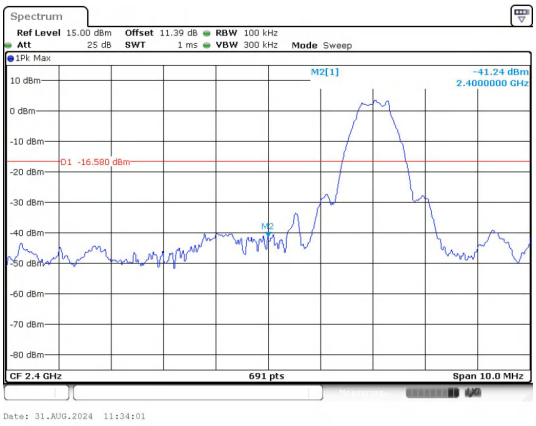

Out Of Band Emission

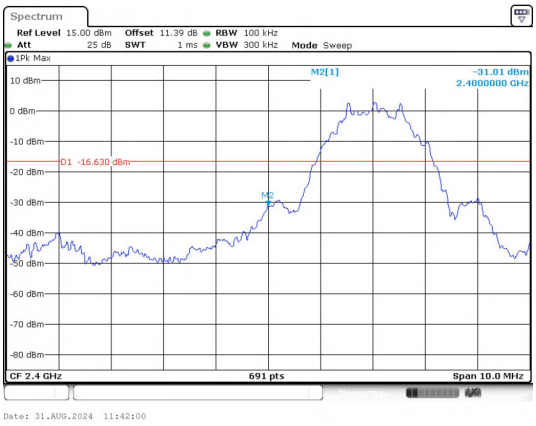

Out Of Band Emission

BLE 1M_Channel 0	BLE 2M_Channel 0
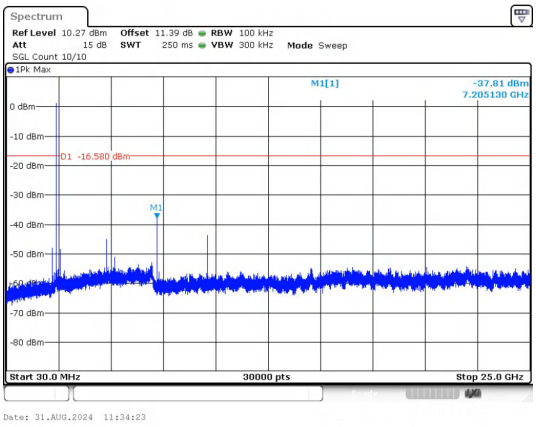	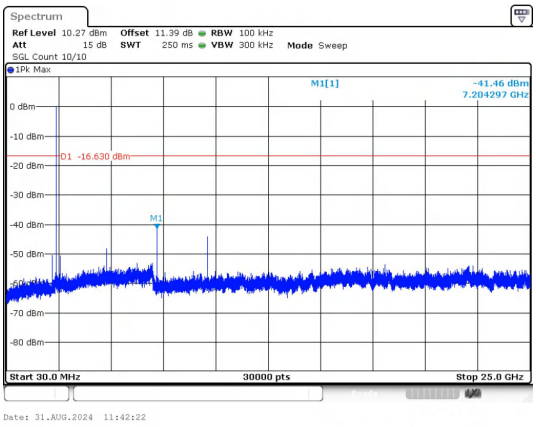
30.0 MHz - 25000.0 MHz BLE 1M_Channel 0	30.0 MHz - 25000.0 MHz BLE 2M_Channel 0
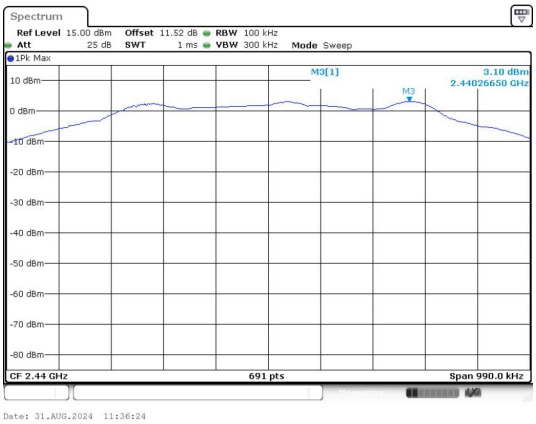	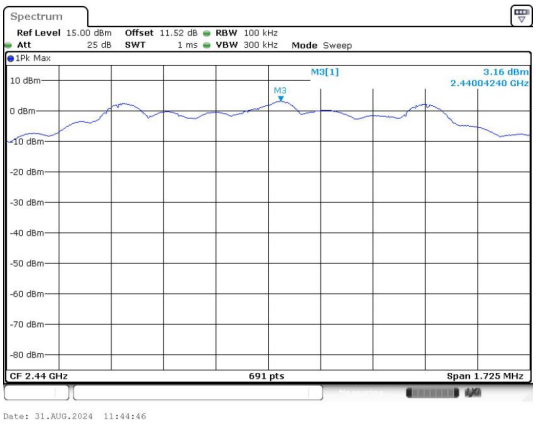
In-Band Reference Level BLE 1M_Channel 19	In-Band Reference Level BLE 2M_Channel 19
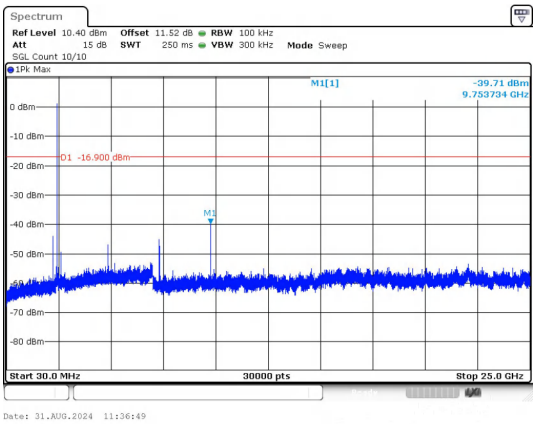	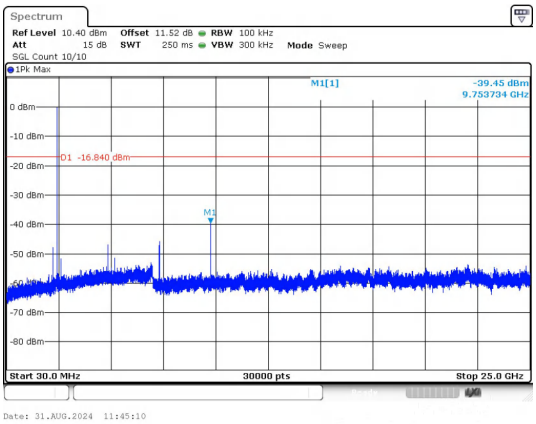
30.0 MHz - 25000.0 MHz BLE 1M_Channel 19	30.0 MHz - 25000.0 MHz BLE 2M_Channel 19

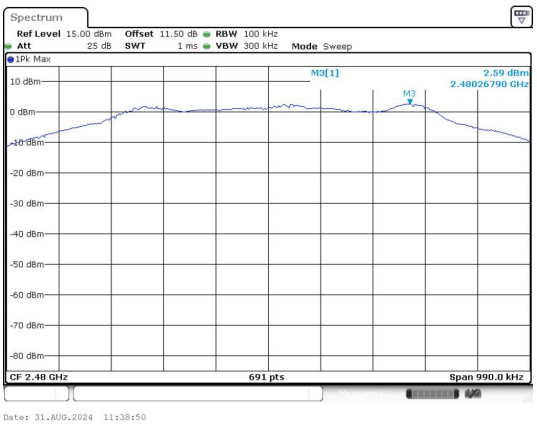

In-Band Reference Level

BLE 1M_Channel 39

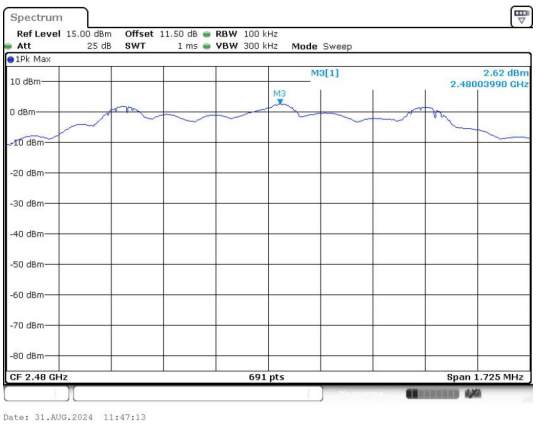

In-Band Reference Level

BLE 2M_Channel 39

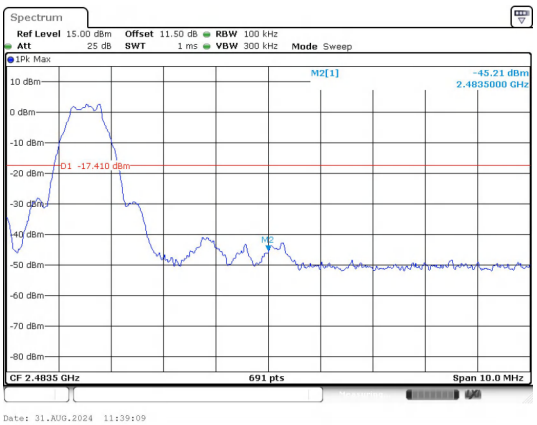

Out Of Band Emission

BLE 1M_Channel 39

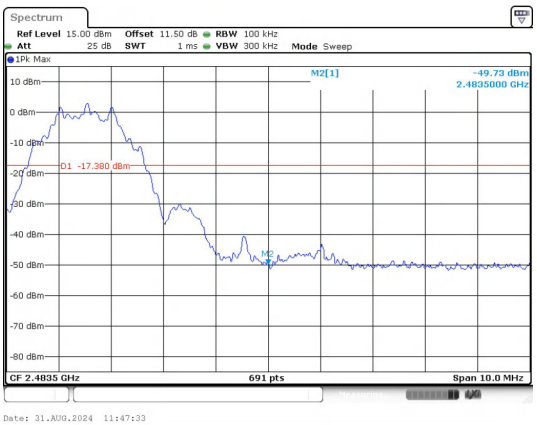

Out Of Band Emission

BLE 2M_Channel 39

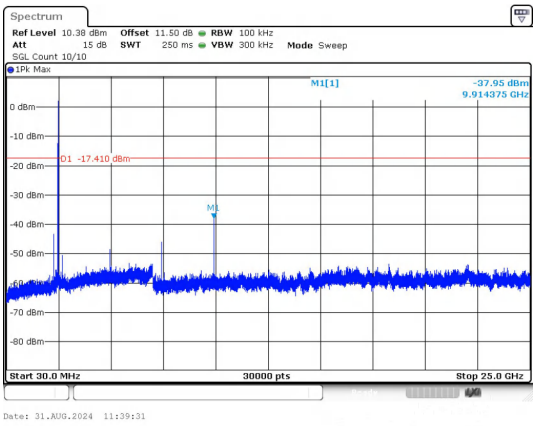

30.0 MHz - 25000.0 MHz

BLE 1M_Channel 39

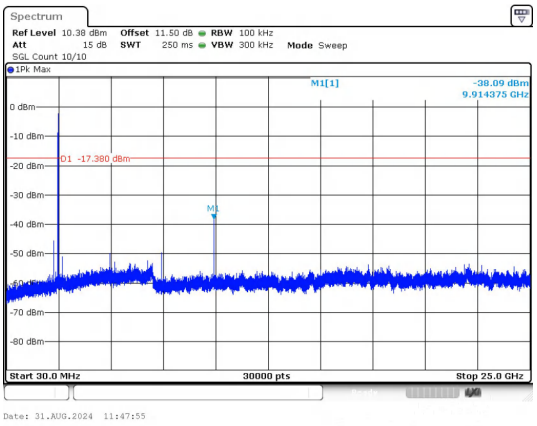

30.0 MHz - 25000.0 MHz

BLE 2M_Channel 39

5) Duty Cycle

Test Result

Mode	Channel	On Time (ms)	Period (ms)	Duty Cycle (%)	Duty Cycle (linear)	Duty Cycle Factor (dB)	1/T
BLE 1M	0	2.134	2.500	85.37	0.8537	0.6869	0.47
	19	2.134	2.499	85.41	0.8541	0.6849	0.47
	39	2.134	2.499	85.41	0.8541	0.6849	0.47
BLE 2M	0	1.081	2.499	43.27	0.4327	3.6381	0.93
	19	1.081	2.499	43.27	0.4327	3.6381	0.93
	39	1.082	2.499	43.31	0.4331	3.6341	0.92

Test Graphs

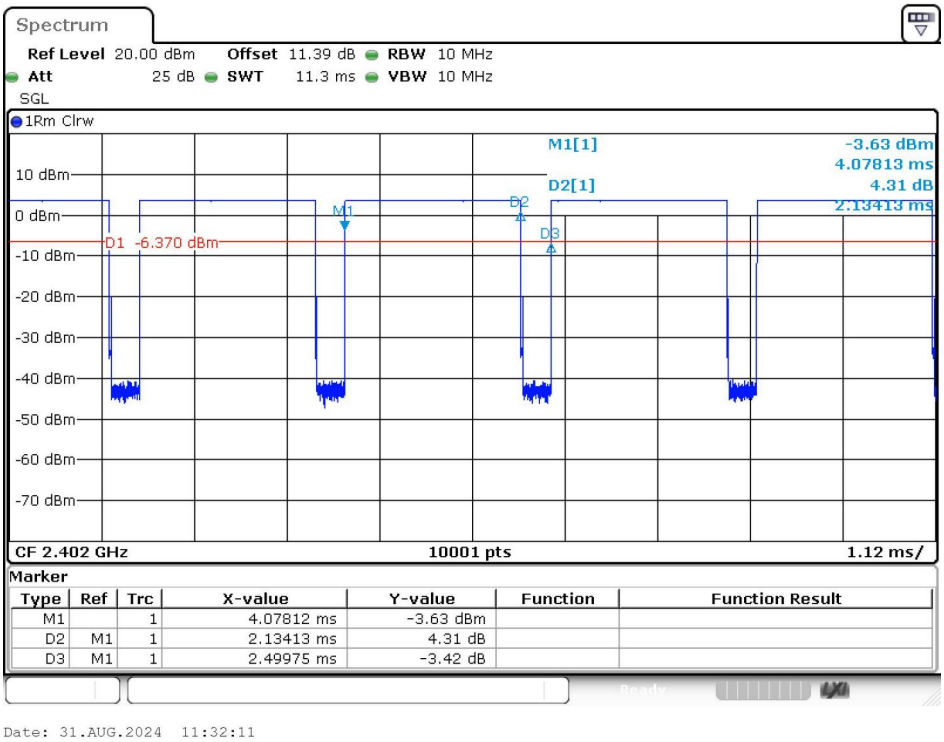

BLE 1M_Channel 0

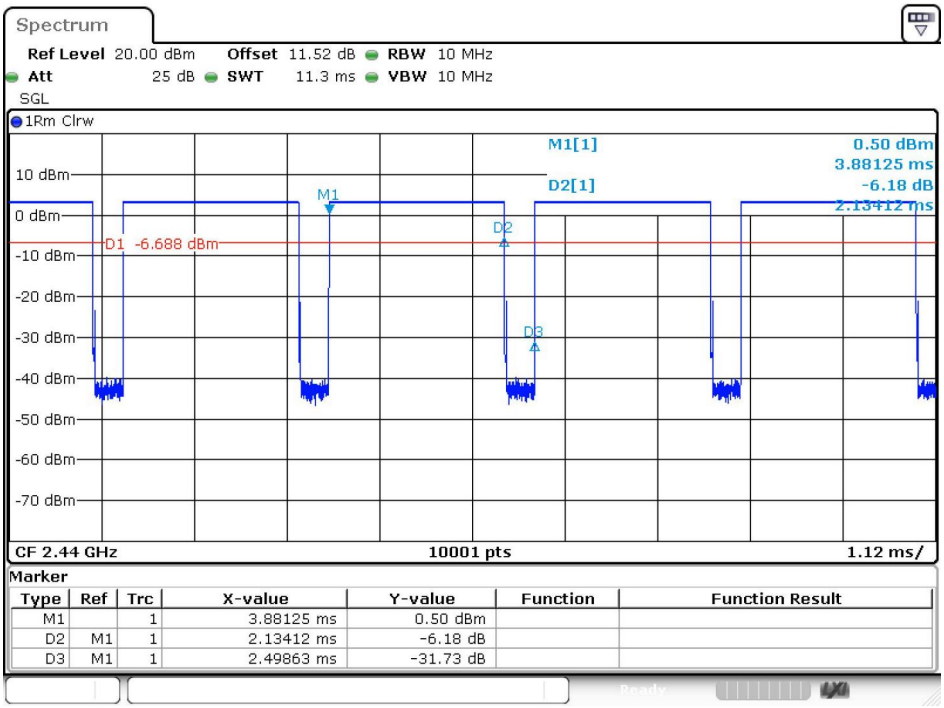

BLE 1M_Channel 19

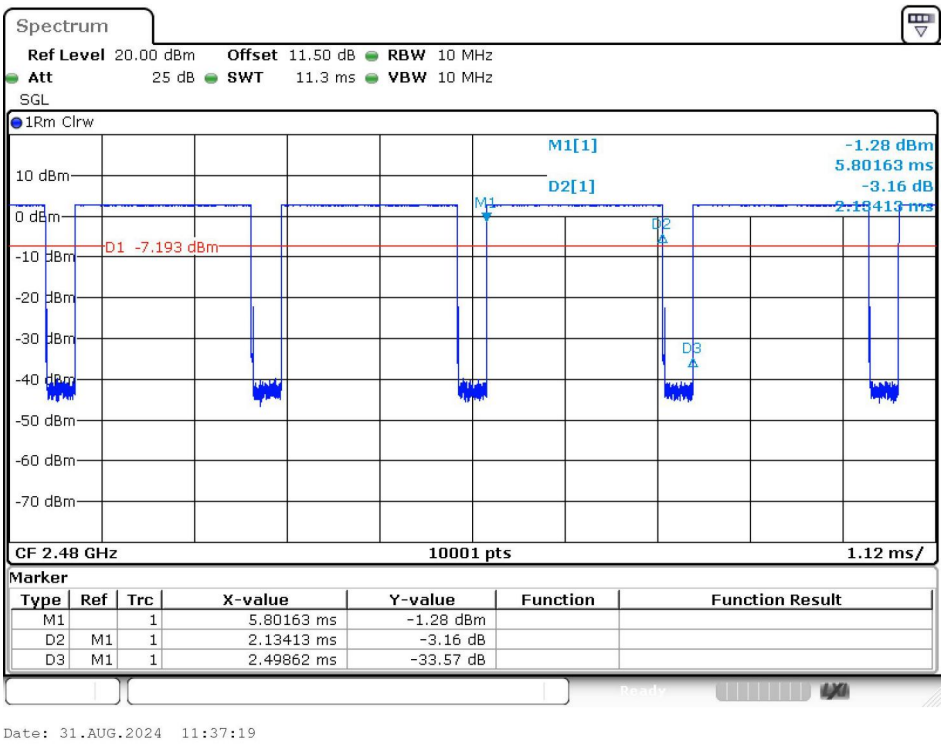

BLE 1M_Channel 39

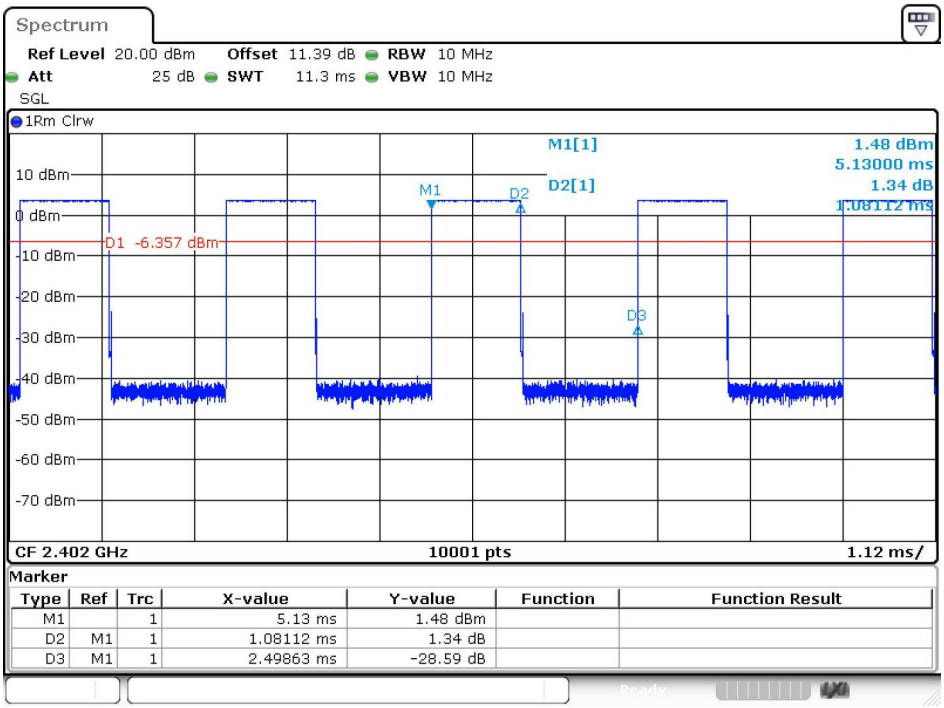

BLE 2M_Channel 0

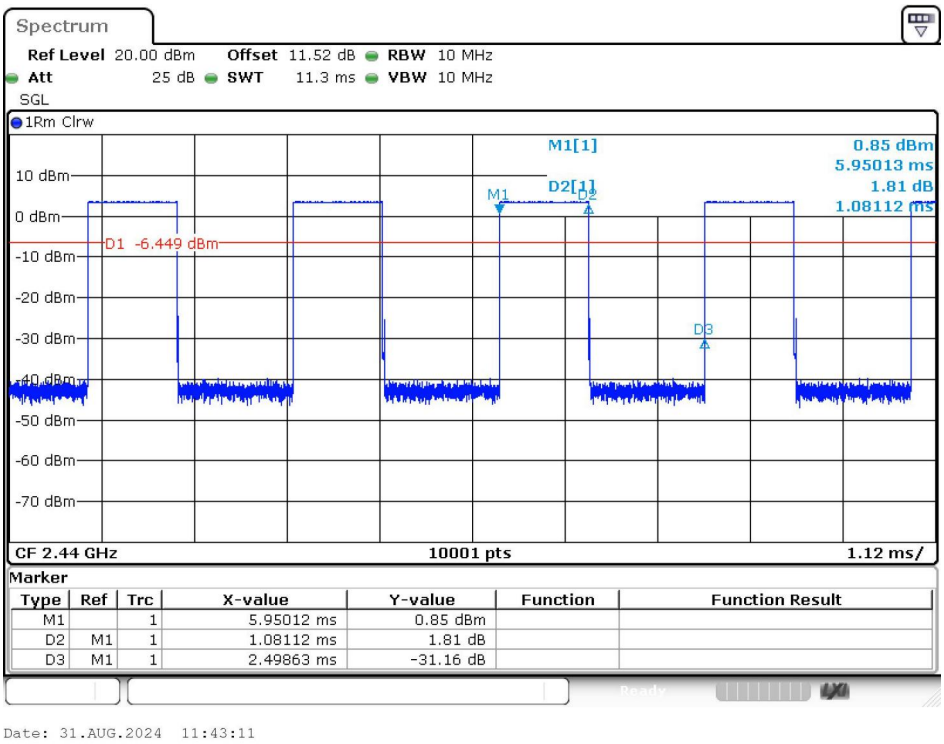

BLE 2M_Channel 19

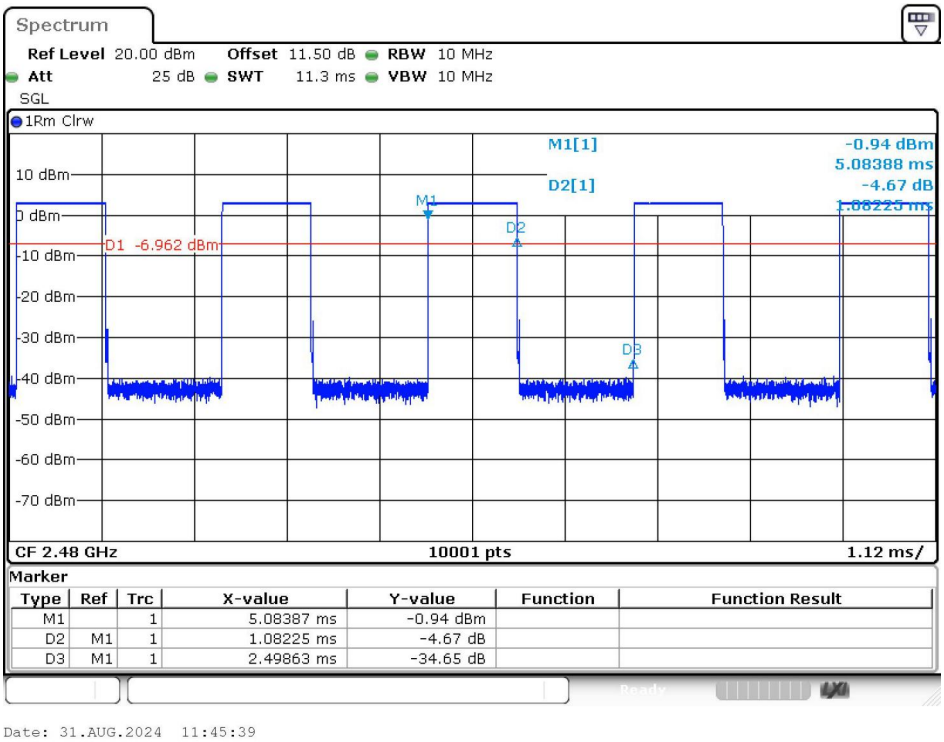

BLE 2M_Channel 39

6) Power Spectral Density

Test Result

Mode	Channel	PSD (dBm/3kHz)	Limit (dBm/3kHz)	Result
BLE 1M	0	-13.623	≤8	PASS
BLE 1M	19	-13.540	≤8	PASS
BLE 1M	39	-13.963	≤8	PASS
BLE 2M	0	-17.570	≤8	PASS
BLE 2M	19	-14.756	≤8	PASS
BLE 2M	39	-16.667	≤8	PASS

Test Graphs

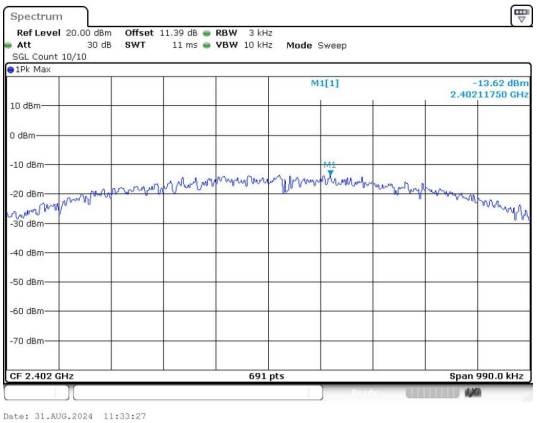

BLE 1M_Channel 0

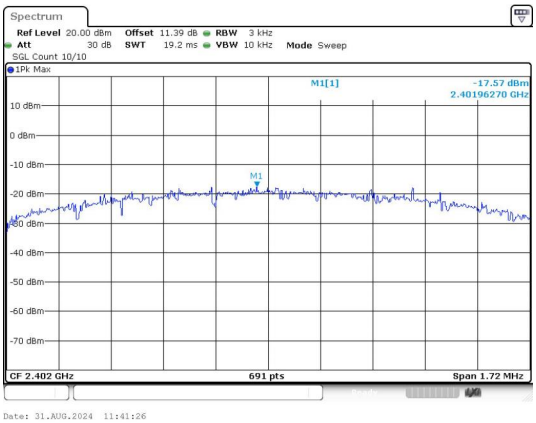

BLE 2M_Channel 0

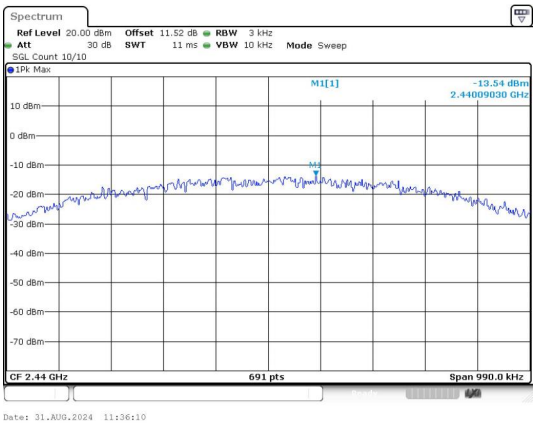

BLE 1M_Channel 19

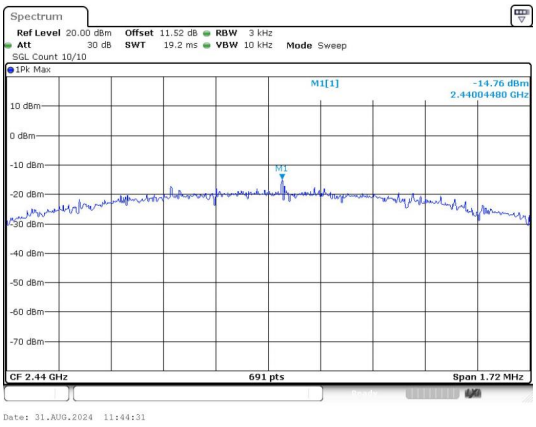

BLE 2M_Channel 19

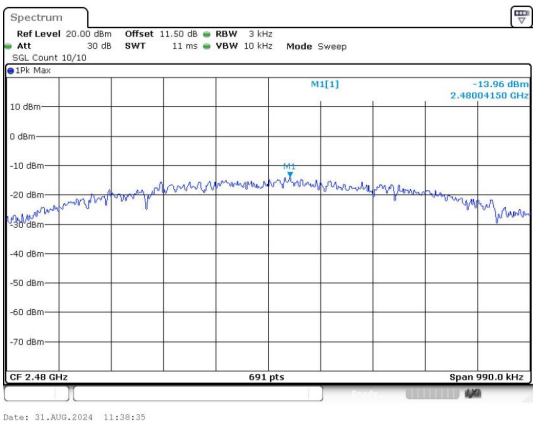

BLE 1M_Channel 39

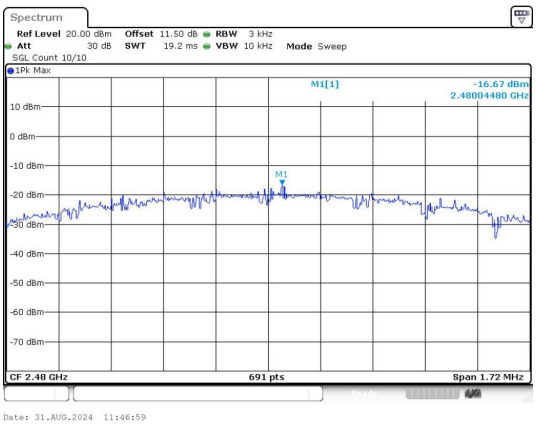

BLE 2M_Channel 39