Appendix Report

Report No.:	CISRR24123124404
Test Engineer:	Mark Fu
Supervised by:	Rory Huang

1) Duty Cycle

Test Result

Mode	Channel	On Time (ms)	Period (ms)	Duty Cycle (%)	Duty Cycle (linear)	Duty Cycle Factor (dB)	1/T
BLE 1M	0	2.133	2.499	85.37	0.8537	0.6869	0.4688
	19	2.133	2.499	85.37	0.8537	0.6869	0.4688
	39	2.133	2.499	85.37	0.8537	0.6869	0.4688
BLE 2M	0	1.081	2.499	43.27	0.4327	3.6381	0.9251
	19	1.081	2.499	43.27	0.4327	3.6381	0.9251
	39	1.081	2.499	43.27	0.4327	3.6381	0.9251

Test Graphs

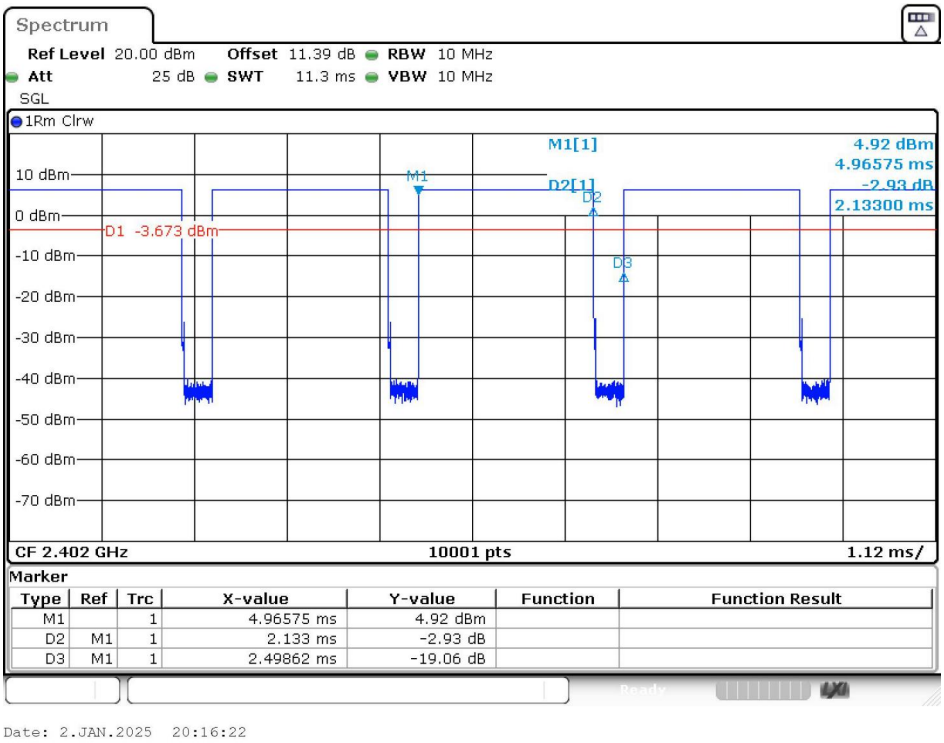

BLE 1M_Channel 0

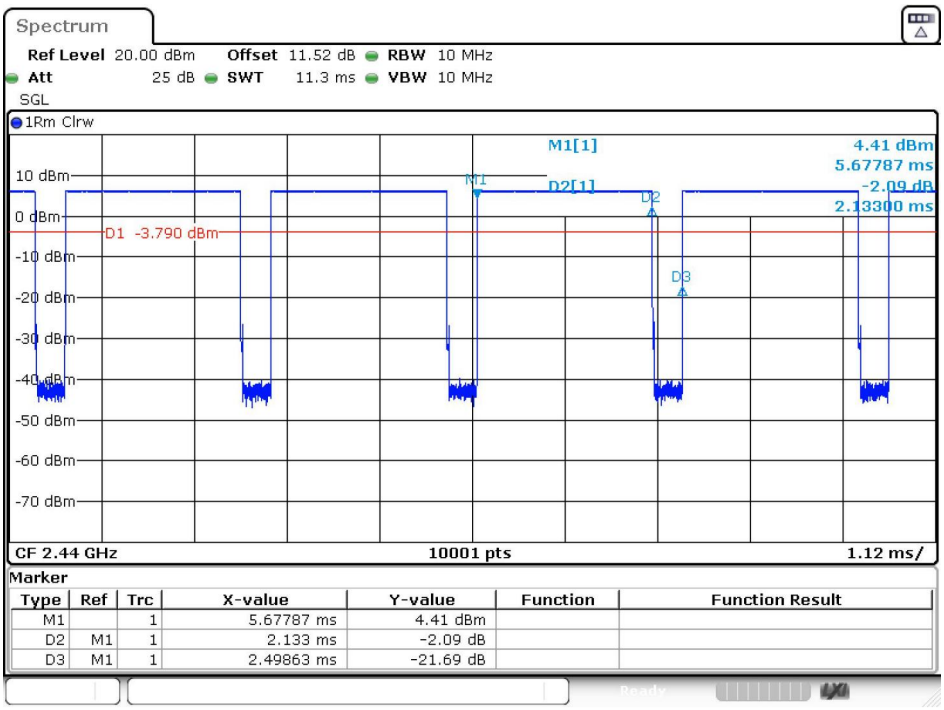

BLE 1M_Channel 19

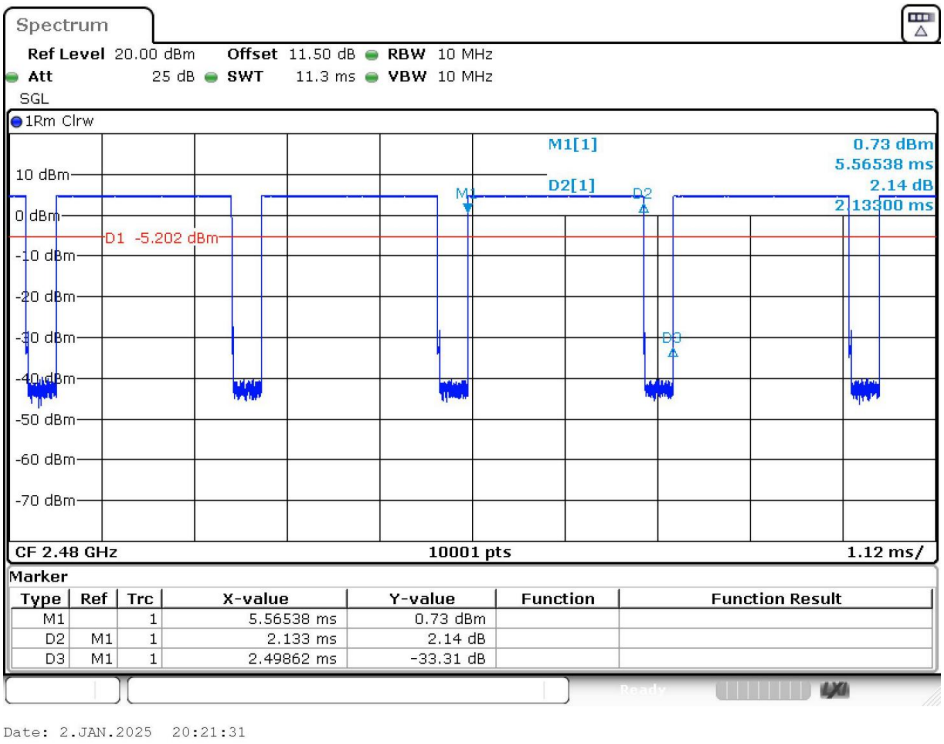

BLE 1M_Channel 39

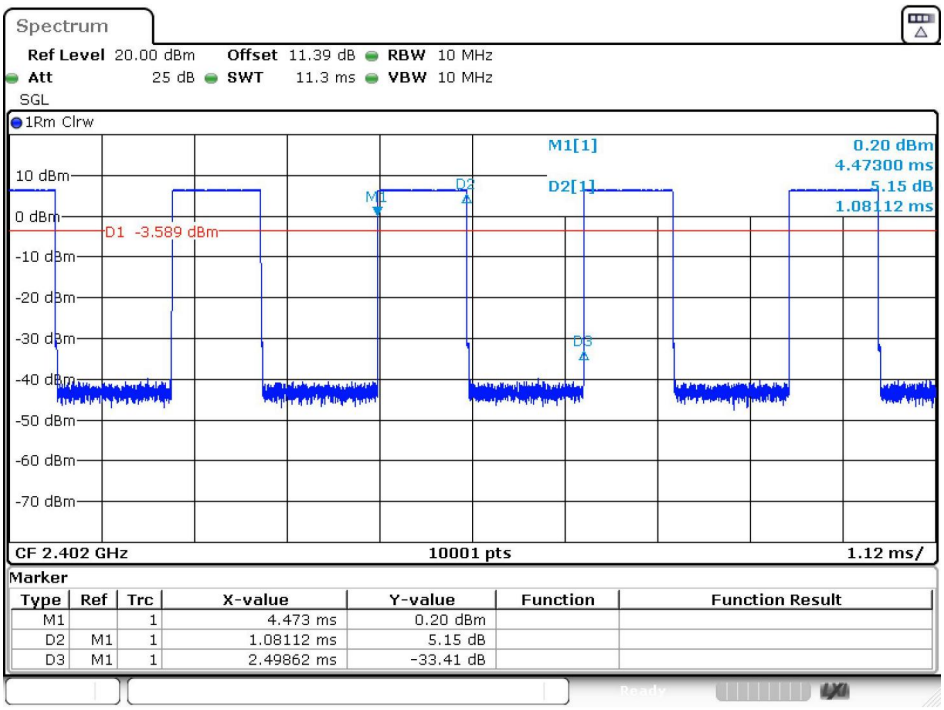

BLE 2M_Channel 0

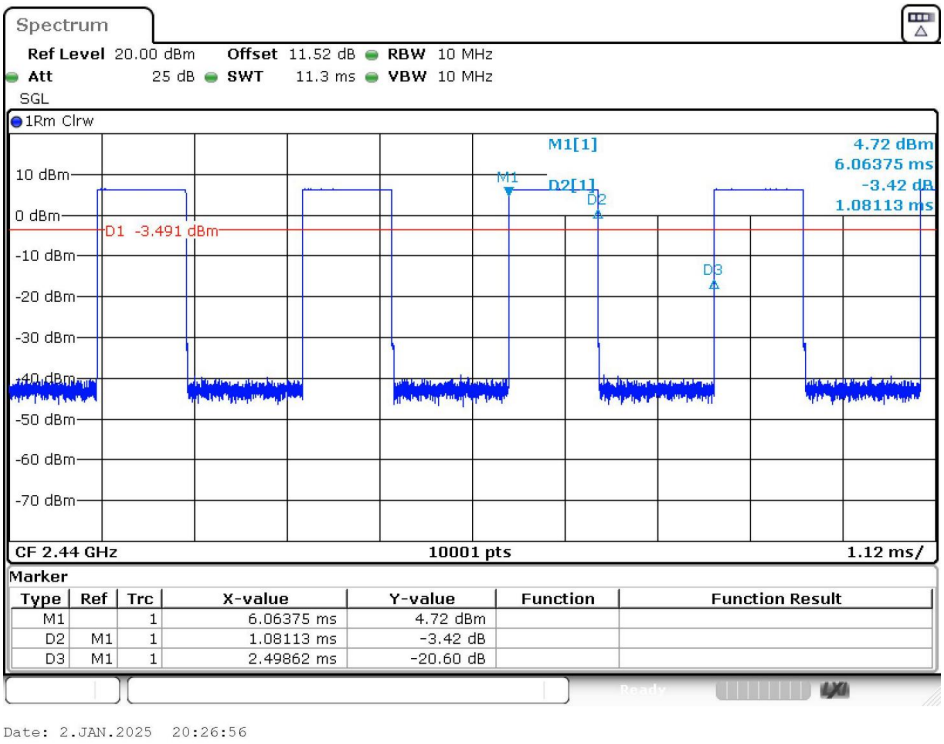

BLE 2M_Channel 19

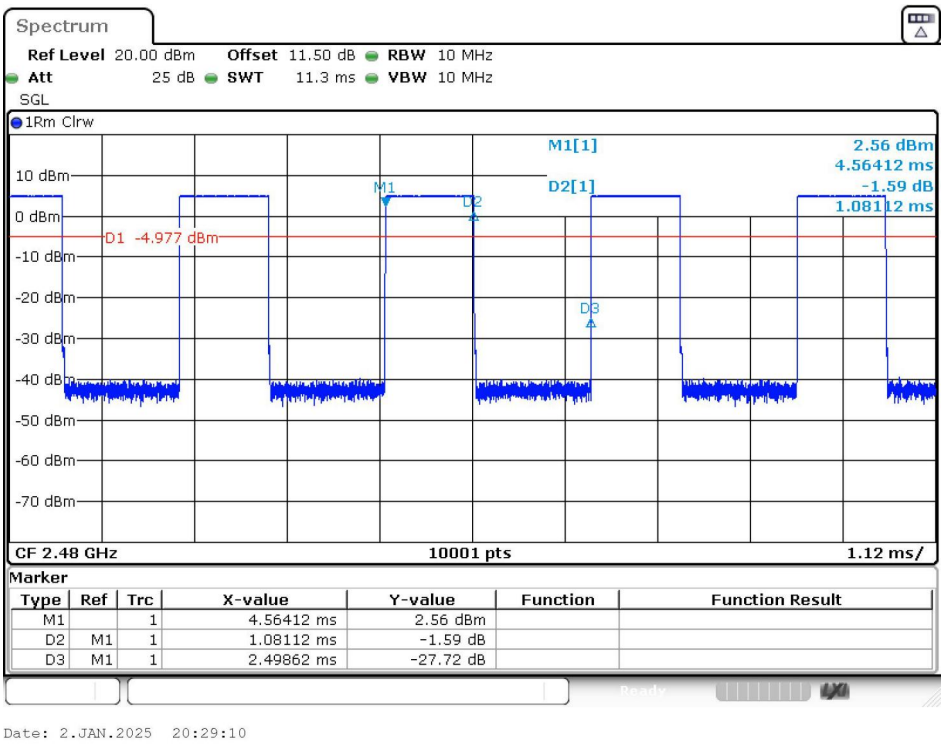

BLE 2M_Channel 39

2) Power Spectral Density

Test Result

Mode	Channel	PSD (dBm/3kHz)	Limit (dBm/3kHz)	Result
BLE 1M	0	-10.450	≤8	PASS
BLE 1M	19	-10.600	≤8	PASS
BLE 1M	39	-11.760	≤8	PASS
BLE 2M	0	-13.130	≤8	PASS
BLE 2M	19	-13.740	≤8	PASS
BLE 2M	39	-16.450	≤8	PASS

Test Graphs

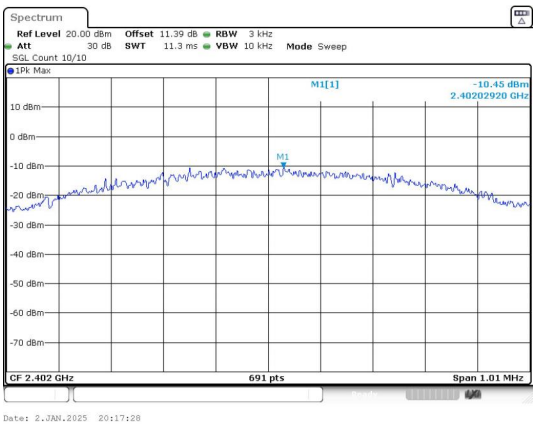

BLE 1M_Channel 0

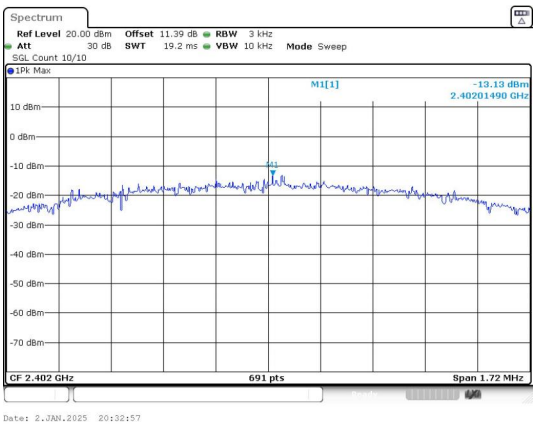

BLE 2M_Channel 0

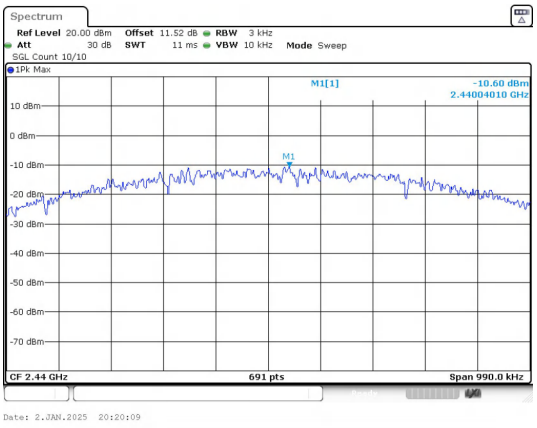

BLE 1M_Channel 19

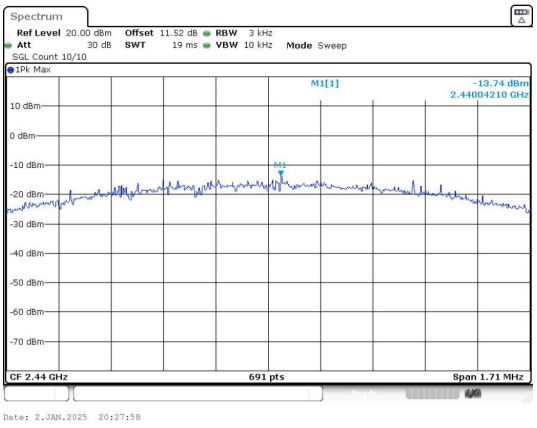

BLE 2M_Channel 19

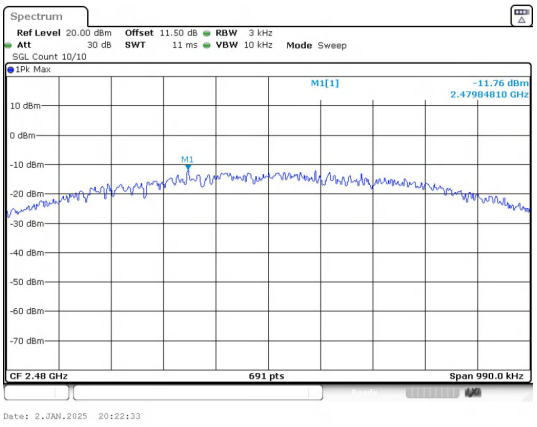

BLE 1M_Channel 39

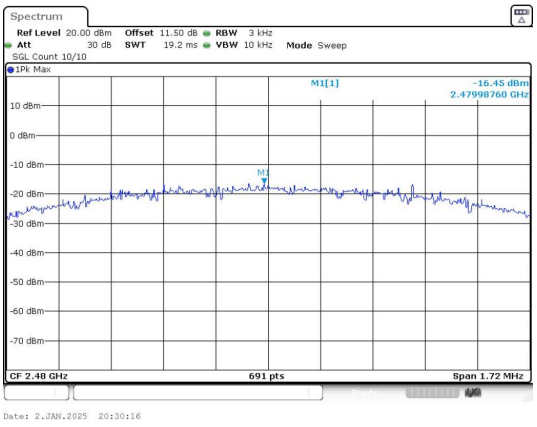

BLE 2M_Channel 39

3) Conducted Output Power

Test Result

Mode	Channel	Peak Output Power (dBm)	Peak Output Power (mW)	Limit (dBm)	Result
BLE 1M	0	6.35	4.32	≤30	PASS
	19	6.35	4.32	≤30	PASS
	39	4.83	3.04	≤30	PASS
BLE 2M	0	6.51	4.48	≤30	PASS
	19	6.57	4.54	≤30	PASS
	39	5.06	3.21	≤30	PASS

Test Graphs

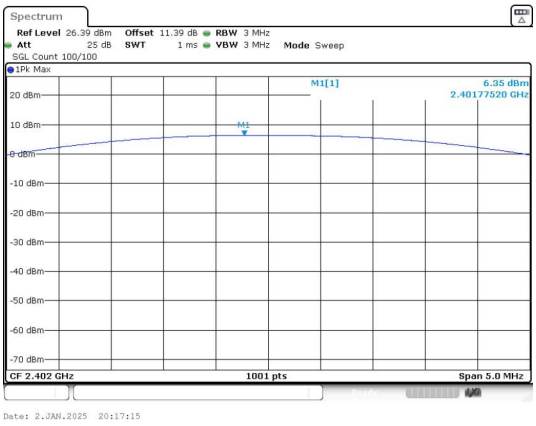

Peak Output Power

BLE 1M_Channel 0

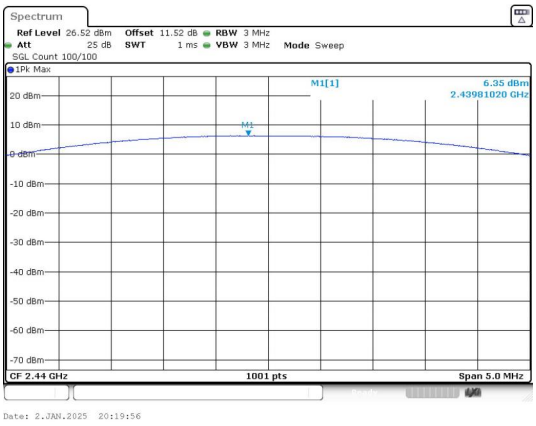

Peak Output Power

BLE 1M_Channel 19

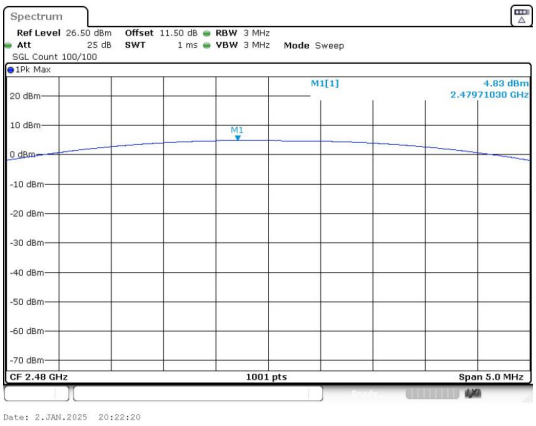

Peak Output Power

BLE 1M_Channel 39

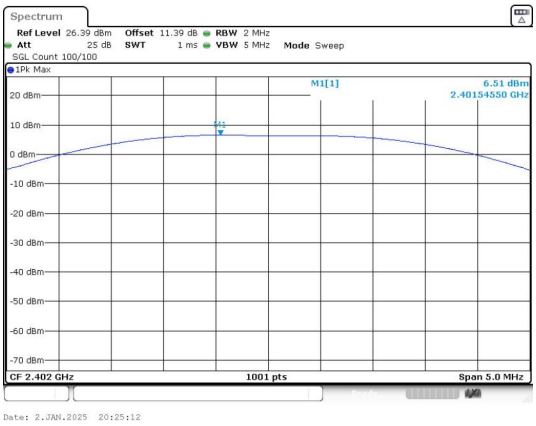

Peak Output Power

BLE 2M_Channel 0

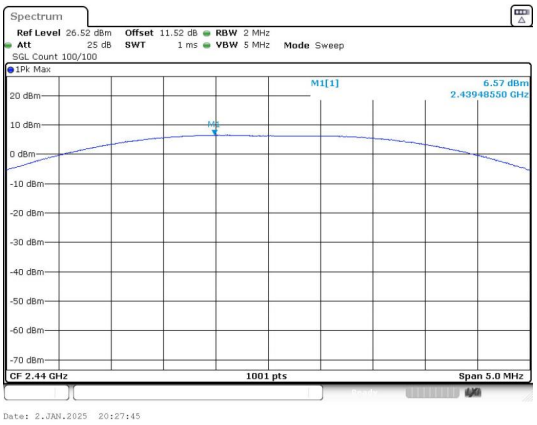

Peak Output Power

BLE 2M_Channel 19

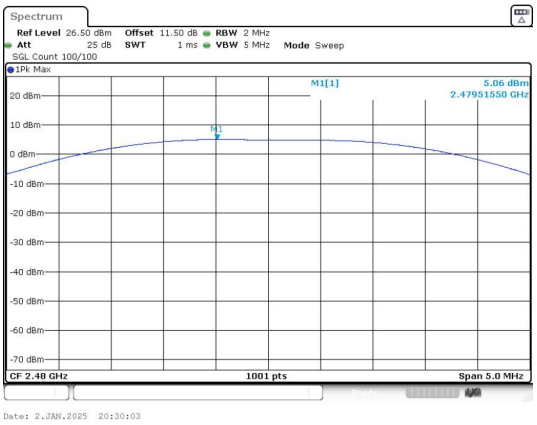

Peak Output Power

BLE 2M_Channel 39

4) 6dB Bandwidth

Test Result

Mode	Channel	Center Frequency (MHz)	6 dB Bandwidth (MHz)	Limit (MHz)	Result
BLE 1M	0	2402	0.6700	≥0.5	PASS
	19	2440	0.6600		PASS
	39	2480	0.6600		PASS
BLE 2M	0	2402	1.150		PASS
	19	2440	1.140		PASS
	39	2480	1.150		PASS

Test Graphs

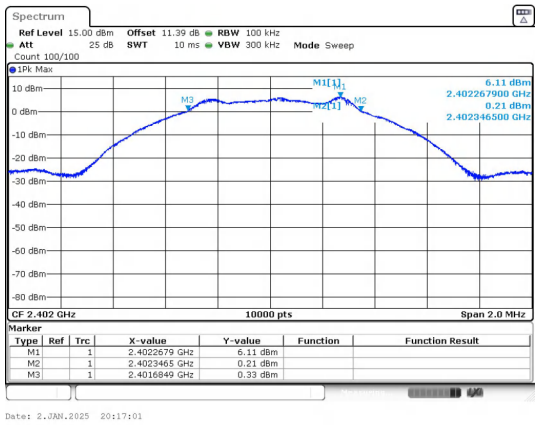

BLE 1M_Channel 0

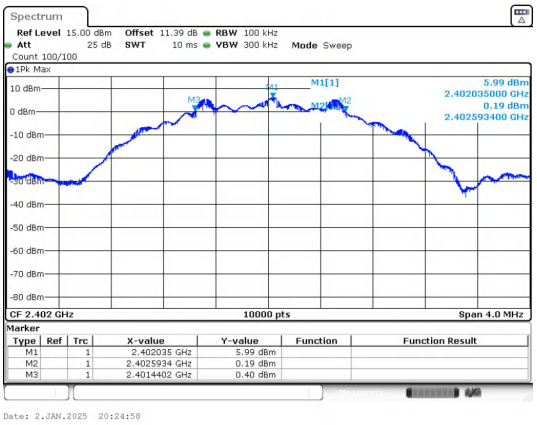

BLE 2M_Channel 0

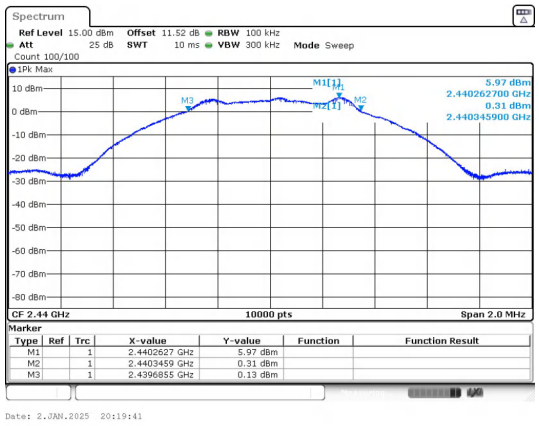

BLE 1M_Channel 19

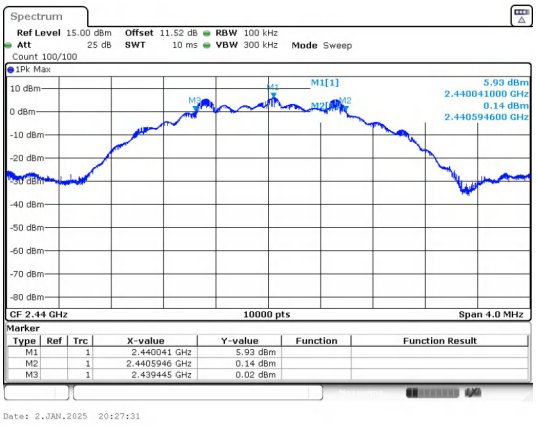

BLE 2M_Channel 19

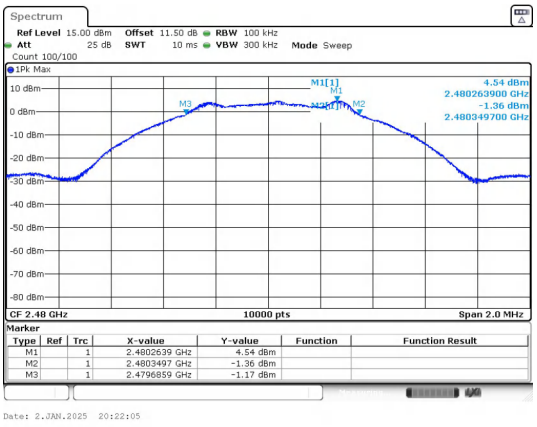

BLE 1M_Channel 39

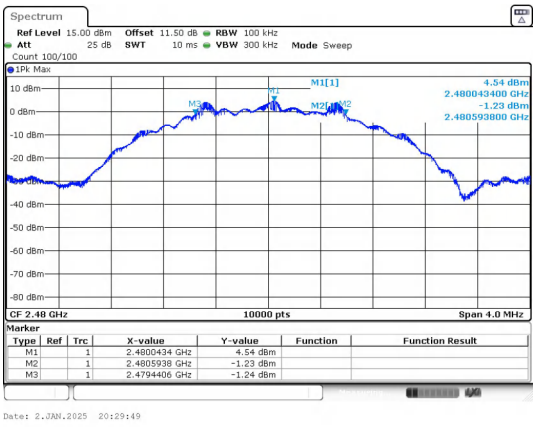

BLE 2M_Channel 39

5) Conducted Out Of Band Emission

Test Result

Mode	Channel	OOB Emission Frequency (MHz)	OOB Emission Level (dBm)	Limit (dBm)	Over Limit (dB)	Result
BLE 1M	0	2399.00	-37.318	-13.91	-23.408	PASS
		2400.00	-45.910	-13.91	-32.000	PASS
		9602.20	-41.291	-13.91	-27.381	PASS
	19	9753.73	-39.310	-14.02	-25.290	PASS
	39	2483.50	-44.440	-15.48	-28.960	PASS
		9914.37	-37.826	-15.48	-22.346	PASS
BLE 2M	0	2400.00	-26.180	-13.96	-12.220	PASS
		9602.25	-41.206	-13.96	-27.246	PASS
	19	2248.58	-44.691	-14.05	-30.641	PASS
	39	2483.50	-48.390	-15.43	-32.960	PASS
		9914.37	-37.144	-15.43	-21.714	PASS

Test Graphs

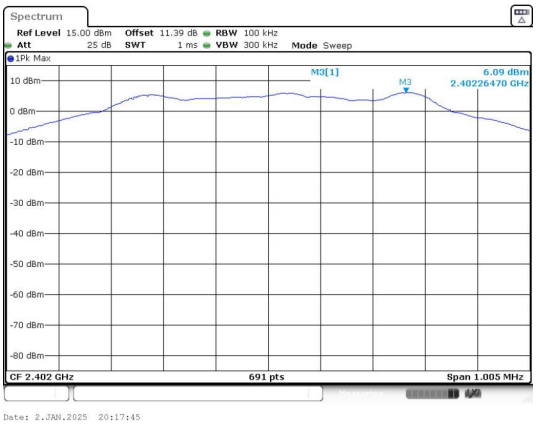

In-Band Reference Level
BLE 1M_Channel 0

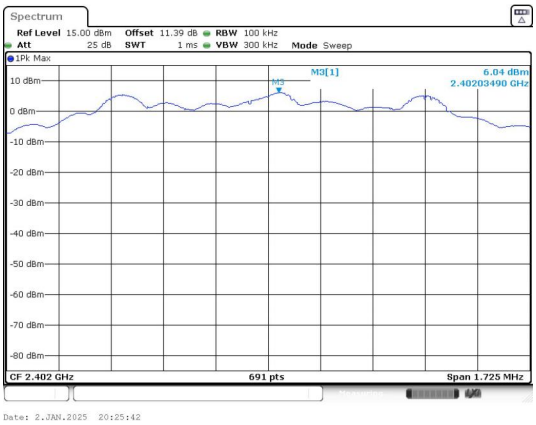

In-Band Reference Level
BLE 2M_Channel 0

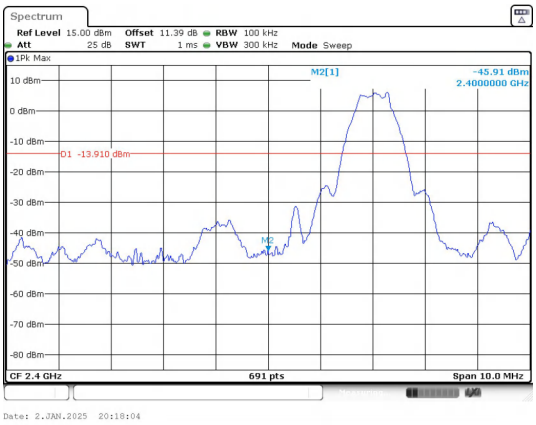

Out Of Band Emission

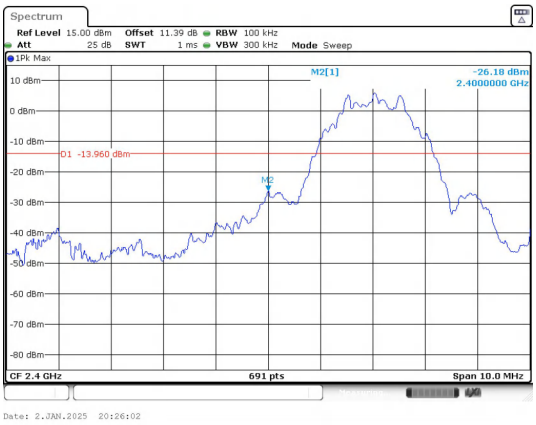

Out Of Band Emission

BLE 1M_Channel 0	BLE 2M_Channel 0
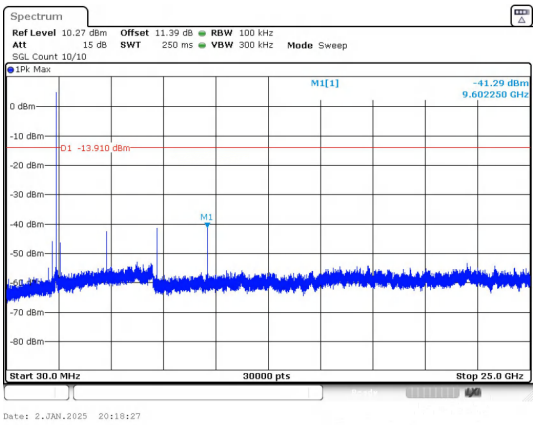	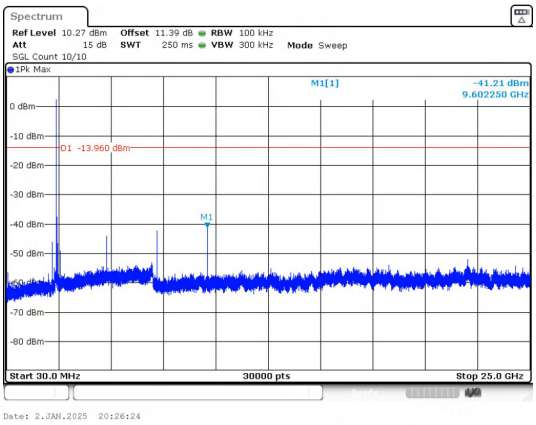
30.0 MHz - 25000.0 MHz BLE 1M_Channel 0	30.0 MHz - 25000.0 MHz BLE 2M_Channel 0
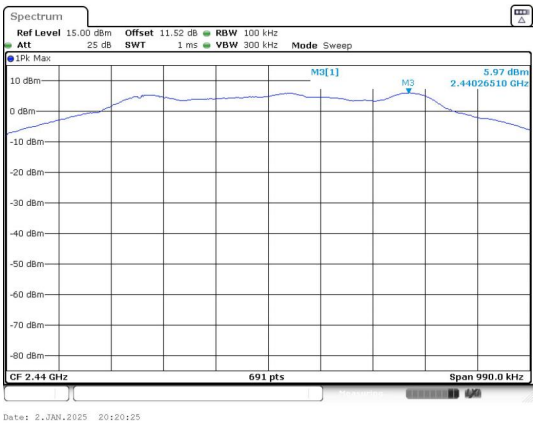	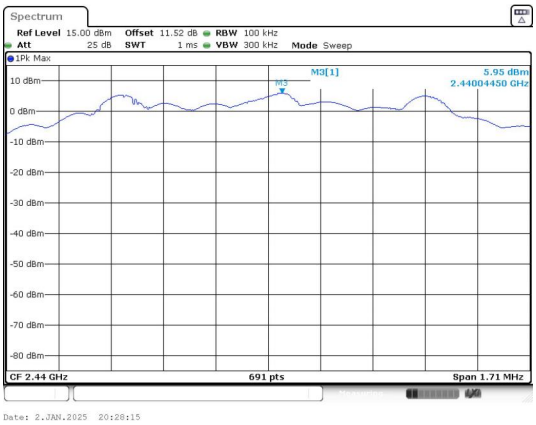
In-Band Reference Level BLE 1M_Channel 19	In-Band Reference Level BLE 2M_Channel 19
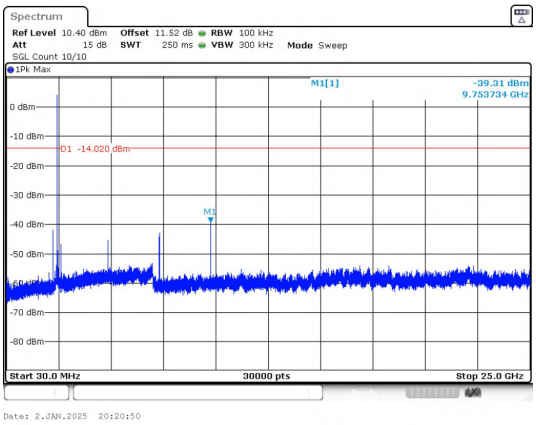	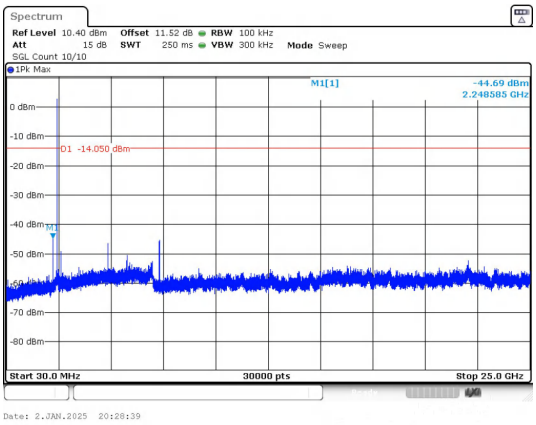
30.0 MHz - 25000.0 MHz BLE 1M_Channel 19	30.0 MHz - 25000.0 MHz BLE 2M_Channel 19

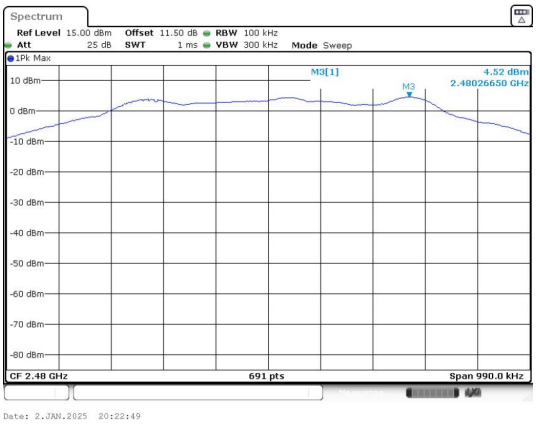

In-Band Reference Level

BLE 1M_Channel 39

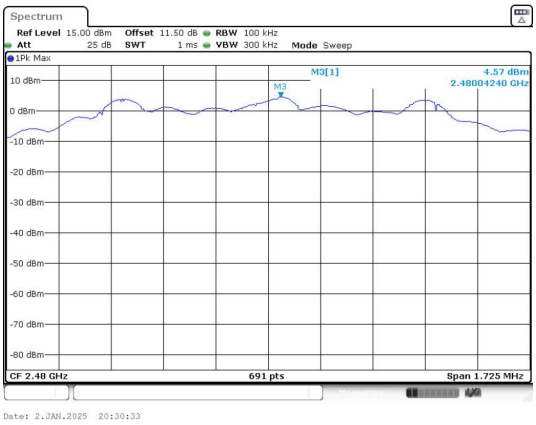

In-Band Reference Level

BLE 2M_Channel 39

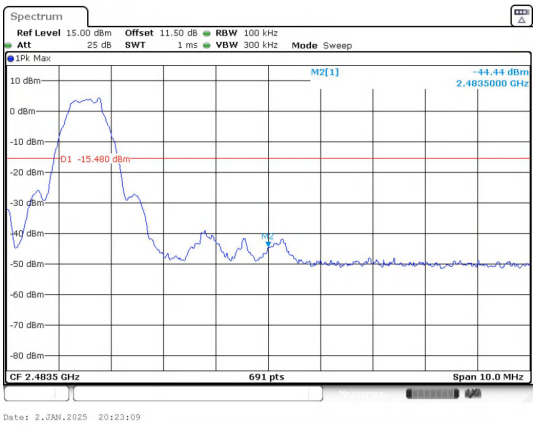

Out Of Band Emission

BLE 1M_Channel 39

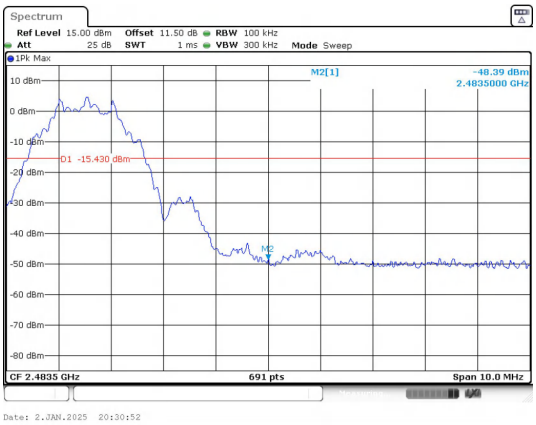

Out Of Band Emission

BLE 2M_Channel 39

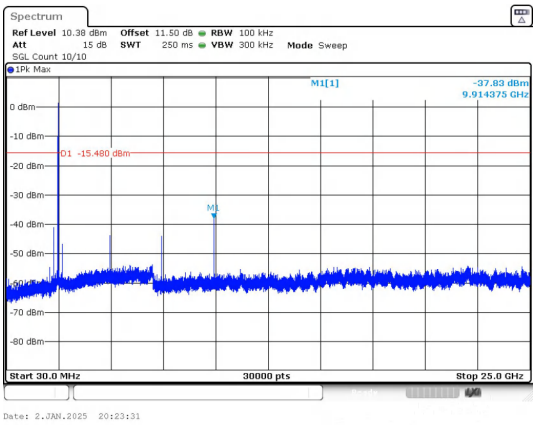

30.0 MHz - 25000.0 MHz

BLE 1M_Channel 39

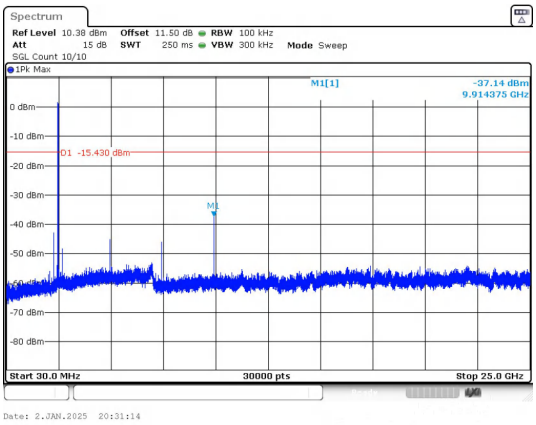

30.0 MHz - 25000.0 MHz

BLE 2M_Channel 39

------End of the report-----