Precautions

If you use an app that quickly consumes the battery while charging the phone for a long time, the phone's temperature will be increased. It is not a malfunction of the product, and there is no negative impact on the product.

- More Mood is a MagSafe-compatible product.
- It is recommended to use a quick charger with the product.
- The operating temperature of More Mood is 0 °C to 35 °C, and it is recommended to store it between -20 °C and 50 °C when not in use. When the product is used outside the recommended temperature range, it may cause a malfunction.
- Do not allow children or pets to chew or swallow the product.
- Do not try to disassemble, change, or repair the product
- Do not place magnetic cards (credit cards, debit cards, etc.) on More Mood. You may not be able to charge if they are placed close to the product.

R-R-1jt-OJU-O011

Product name: Wireless device with slight electric strength
Model number: OJU-O011A
Importing company: Joist Co., Ltd.
Date of manufacture: DEC 2023
Company name: Joist Co., Ltd.
Manufacturer and country of manufacture: UNT Technology Co., Ltd. / China
Rated input: DC 5V/2A: 9V/2A: 9V3A Max
Rated output: 5W/7.5W/10W/15W
R-R-1jt-OJU-O011A
Inquiries for A/S: 070-8985-7509

PAPER

Made in China

User Manual for OJUJU More Mood

OJU-O011A

OJUJU

Product Information

You can use More Mood to mount your iPhone on the air vent in the car safely and conveniently with its MagSafe function. More Mood is designed to use a full range of MagSafe features. You can easily switch between horizontal and vertical directions.

Product Specification

Product Name: OJUJU More Mood car mount holder
Model name: OJU-O011A Materials: Aluminum, PC, and ABS
Color: Silver/black Charging port: Type-C
Input: DC 5V/3A, 9V/2.22A Output: 5W/7.5W/10W/15W
Compatibility: More Mood car mount holder supports Qi-wireless charging and is compatible with all products that have a MagSafe function. (Compatible when equipped with an official Apple MagSafe case or other MagSafe cases.)

Note: The product specification is measured with the actual product. Product specifications may vary slightly depending on the product used or other external factors.

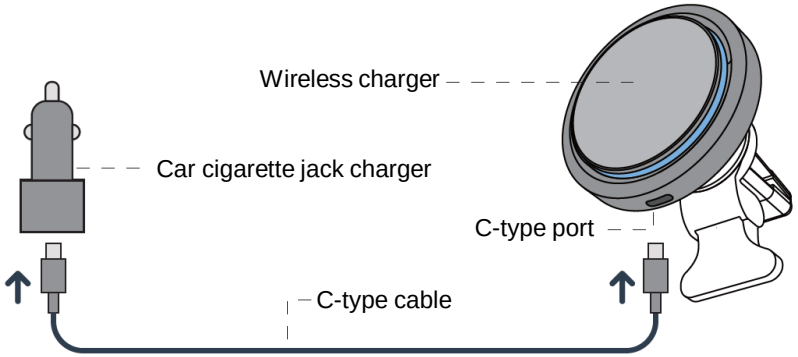

Components

1 x More Mood unit, 1 x user manual, 1 x USB cable

How to use More Mood

① Connect the USB cable to the car cigarette jack or car USB port to the main unit of More Mood.
② Connect the air vent clip to the main unit of More Mood and put the fan clip into the air vent.
③ Place your iPhone on More Mood.
④ Press the button on the back of More Mood to change the color, and press and hold to turn it on or off.

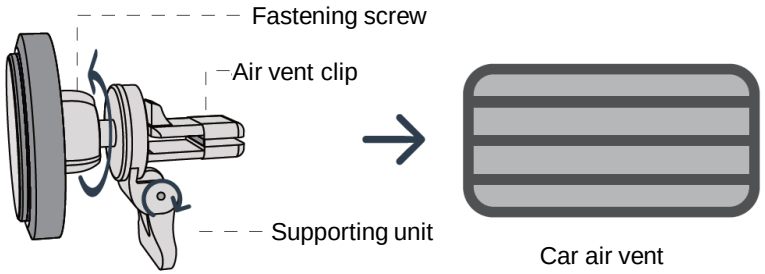

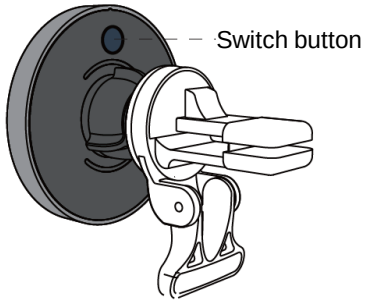

① If you push the switch button, the unit's color will change. (white, pink, red, orange, yellow, green, blue, and purple.
② Press and hold the button for two seconds to turn off the light.
③ If you press the button again, the light will turn on.

Product Information

You can use More Mood to mount your iPhone on the air vent in the car safely and conveniently with its MagSafe function. More Mood is designed to use a full range of MagSafe features. You can easily switch between horizontal and vertical directions.

Product Specification

Product Name: OJUJU More Mood car mount holder
Model name: OJU-O011A Materials: Aluminum, PC, and ABS
Color: Silver/black Charging port: Type-C
Input: DC 5V/3A, 9V/2.22A Output: 5W/7.5W/10W/15W
Compatibility: More Mood car mount holder supports Qi-wireless charging and is compatible with all products that have a MagSafe function. (Compatible when equipped with an official Apple MagSafe case or other MagSafe cases.)

Note: The product specification is measured with the actual product. Product specifications may vary slightly depending on the product used or other external factors.

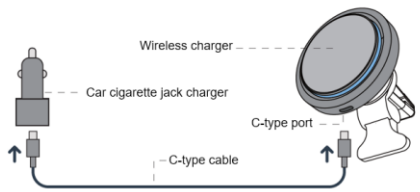

Components

1 x More Mood unit, 1 x user manual, 1 x USB cable

How to use More Mood

① Connect the USB cable to the car cigarette jack or car USB port to the main unit of More Mood.
② Connect the air vent clip to the main unit of More Mood and put the fan clip into the air vent.
③ Place your iPhone on More Mood.
④ Press the button on the back of More Mood to change the color, and press and hold to turn it on or off.

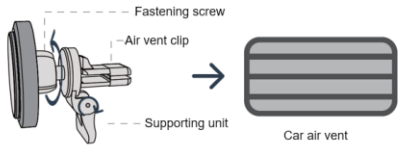

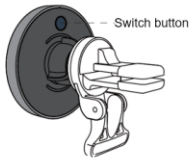

① If you push the switch button, the unit's color will change. (white, pink, red, orange, yellow, green, blue, and purple.
② Press and hold the button for two seconds to turn off the light.
③ If you press the button again, the light will turn on.

Precautions

If you use an app that quickly consumes the battery while charging the phone for a long time, the phone's temperature will be increased. It is not a malfunction of the product, and there is no negative impact on the product.

- More Mood is a MagSafe-compatible product.
- It is recommended to use a quick charger with the product.
- The operating temperature of More Mood is 0 °C to 35 °C, and it is recommended to store it between -20 °C and 50 °C when not in use. When the product is used outside the recommended temperature range, it may cause a malfunction.
- Do not allow children or pets to chew or swallow the product.
- Do not try to disassemble, change, or repair the product
- Do not place magnetic cards (credit cards, debit cards, etc.) on More Mood. You may not be able to charge if they are placed close to the product.

Product name: Wireless device with slight electric strength
Model number: OJU-O011A Importing company: Joist Co., Ltd.
Date of manufacture: DEC 2023 Company name: Joist Co., Ltd.
Manufacturer and country of manufacture: UNT Technology Co., Ltd. / China
Rated input: DC 5V/2A; 9V/2A; 9V3A Max
Rated output: 5W/7.5W/10W/15W
R-R-1ji-OJU-O011A
Inquiries for A/S: 070-8985-7509
R-R-1ji-OJU-O011

Made in China

User Manual for OJUJU More Mood

OJU-O011A

OJUJU

FCC Caution.

This device complies with part 15 of the FCC Rules. Operation is subject to the following two conditions:
(1) This device may not cause harmful interference, and
(2) this device must accept any interference received, including interference that may cause undesired operation.

Any Changes or modifications not expressly approved by the party responsible for compliance could void the user's authority to operate the equipment.

Note: This equipment has been tested and found to comply with the limits for a Class B digital device, pursuant to part 15 of the FCC Rules. These limits are designed to provide reasonable protection against harmful interference in a residential installation. This equipment generates uses and can radiate radio frequency energy and, if not installed and used in accordance with the instructions, may cause harmful interference to radio communications. However, there is no guarantee that interference will not occur in a particular installation. If this equipment does cause harmful interference to radio or television reception, which can be determined by turning the equipment off and on, the user is encouraged to try to correct the interference by one or more of the following measures:
-Reorient or relocate the receiving antenna.
-Increase the separation between the equipment and receiver.
-Connect the equipment into an outlet on a circuit different from that to which the receiver is connected.
-Consult the dealer or an experienced radio/TV technician for help.

This equipment complies with FCC radiation exposure limits set forth for an uncontrolled environment.
This equipment should be installed and operated with minimum distance 20cm between the radiator & your body.