# Appendix Test Data

| | | | |
|---|---|---|---|
| Report No.: | 18220WC30252401 | Test Sample No.: | 1-2-2 |
| Start Test Date: | 2023.11.29 | Finish Test Date: | 2023.12.05 |
| Test Engineer: | Hayman Chen | Auditor: | Rick Luo |
| Temperature: | 25.4℃ | Relative Humidity: | 42% |
| Pressure: | 101kPa | | |

## Appendix A: DTS Bandwidth

### Test Result

| TestMode | Antenna | Frequency[MHz] | DTS BW [MHz] | FL[MHz] | FH[MHz] | Limit[MHz] | Verdict |
|---|---|---|---|---|---|---|---|
| 2.4G | Ant1 | 2402 | 0.696 | 2401.676 | 2402.372 | 0.5 | PASS |

## Test Graphs

2.4G_Ant1_2402

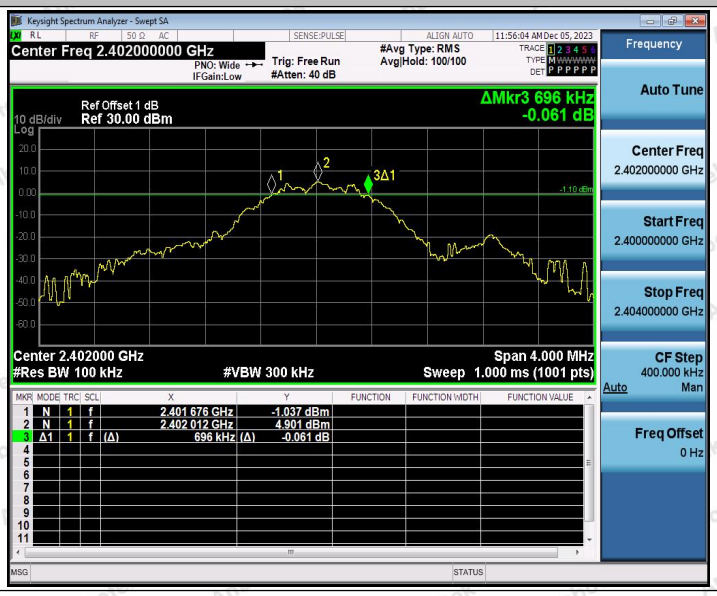

# Appendix B: Occupied Channel Bandwidth

## Test Result

| TestMode | Antenna | Frequency[MHz] | OCB [MHz] | FL[MHz] | FH[MHz] |
|---|---|---|---|---|---|
| 2.4G | Ant1 | 2402 | 1.1076 | 2401.4552 | 2402.5628 |

## Test Graphs

2.4G_Ant1_2402

# Appendix C: Maximum conducted output power

## Test Result Peak

| TestMode | Antenna | Frequency[MHz] | Conducted Peak Power[dBm] | Conducted Limit[dBm] | Verdict |
|---|---|---|---|---|---|
| 2.4G | Ant1 | 2402 | 5.45 | ≤30 | PASS |

## Test Graphs Peak

2.4G_Ant1_2402

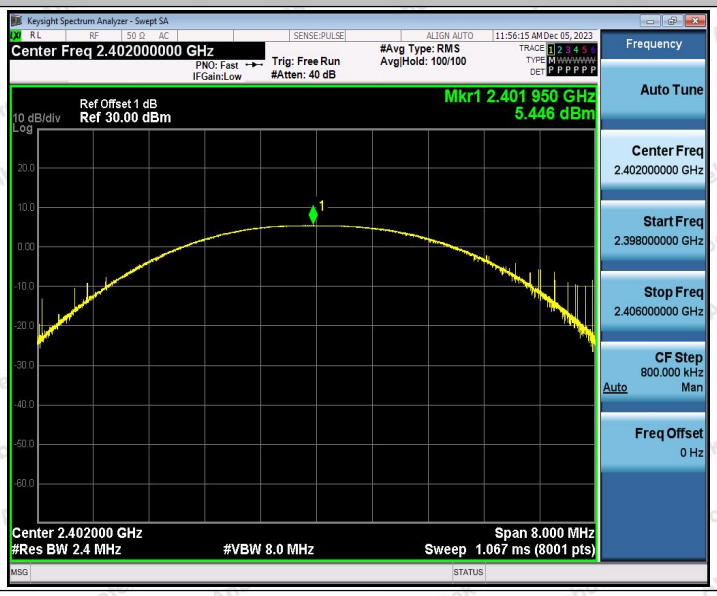

# Appendix D: Maximum power spectral density

## Test Result

| TestMode | Antenna | Frequency[MHz] | Result[dBm/3kHz] | Limit[dBm/3kHz] | Verdict |
|---|---|---|---|---|---|
| 2.4G | Ant1 | 2402 | -8.28 | ≤8.00 | PASS |

## Test Graphs

2.4G_Ant1_2402

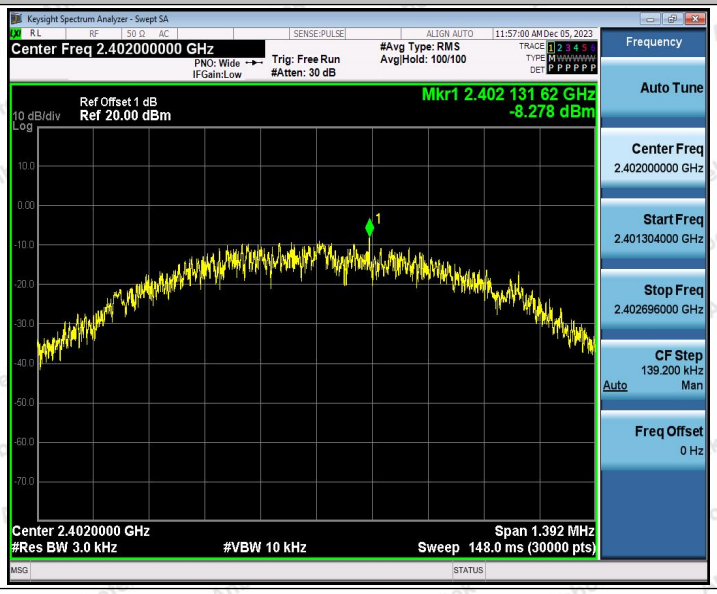

# Appendix E: Band edge measurements

## Test Result

| TestMode | Antenna | ChName | Frequency [MHz] | RefLevel[dBm] | Result[dBm] | Limit[dBm] | Verdict |
|---|---|---|---|---|---|---|---|
| 2.4G | Ant1 | Low | 2402 | 4.89 | -36.3 | ≤-15.11 | PASS |

## Test Graphs

2.4G_Ant1_Low_2402

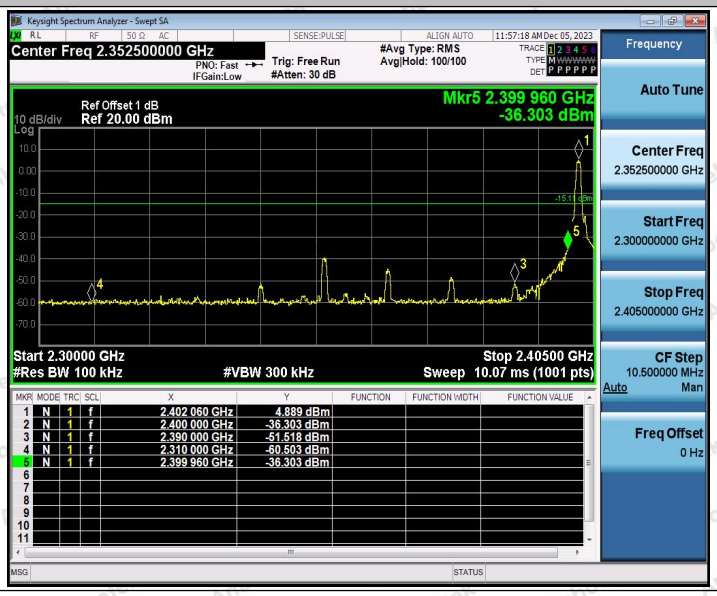

# Appendix F: Conducted Spurious Emission

## Test Result

| TestMode | Antenna | Frequency [MHz] | FreqRange [MHz] | RefLevel [dBm] | Result[dBm] | Limit[dBm] | Verdict |
|---|---|---|---|---|---|---|---|
| 2.4G | Ant1 | 2402 | Reference | 5.18 | 5.18 | --- | PASS |
| | | | 30~1000 | 5.18 | -43.36 | ≤-14.82 | PASS |
| | | | 1000~26500 | 5.18 | -32.56 | ≤-14.82 | PASS |

## Test Graphs

2.4G_Ant1_2402_0~Reference

2.4G_Ant1_2402_30~1000

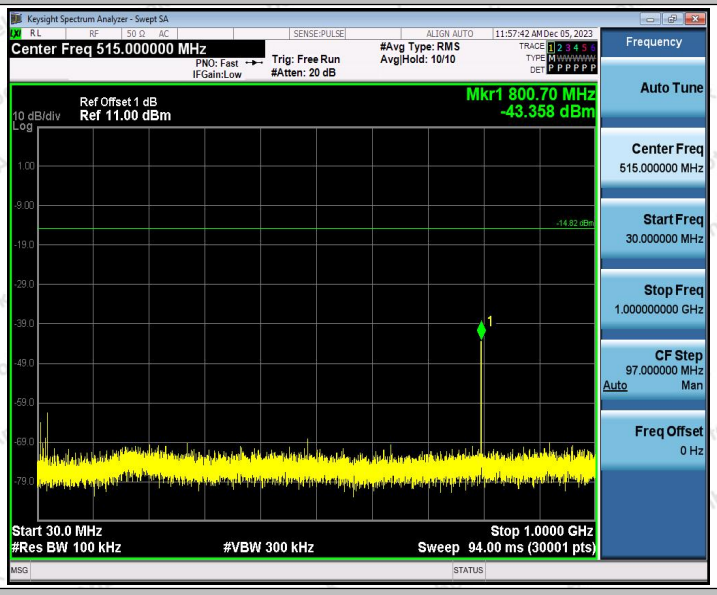


2.4G_Ant1_2402_1000~26500

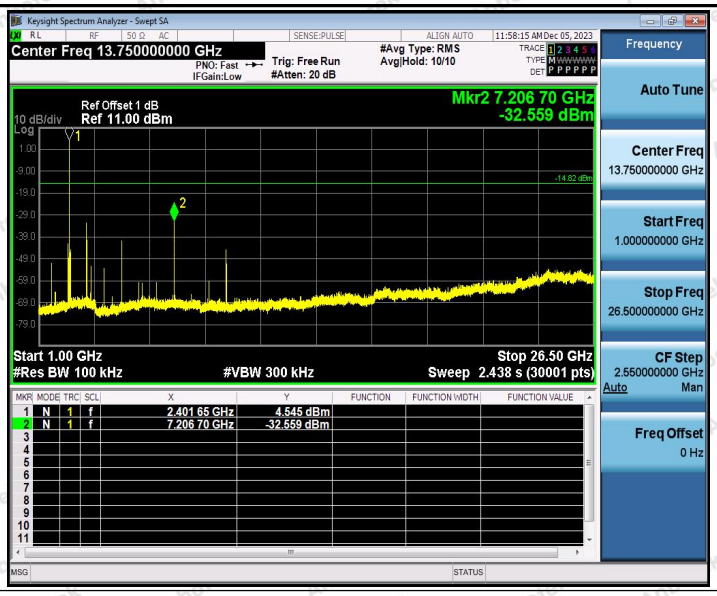
Keysight Spectrum Analyzer - Swept SA
Center Freq 13.750000000 GHz
PNO: Fast
IFGain:Low
Trig: Free Run
#Atten: 20 dB
#Avg Type: RMS
Avg|Hold: 10/10
11:58:15 AM Dec 05, 2023
Ref Offset 1 dB
10 dB/div Ref 11.00 dBm
Log
Mkr2 7.206 70 GHz
-32.559 dBm
Start 1.00 GHz
#Res BW 100 kHz
#VBW 300 kHz
Stop 26.50 GHz
Sweep 2.438 s (30001 pts)
1 N 1 f 2.401 65 GHz 4.545 dBm
2 N 1 f 7.206 70 GHz -32.559 dBm
Frequency
Auto Tune
Center Freq
13.750000000 GHz
Start Freq
1.000000000 GHz
Stop Freq
26.500000000 GHz
CF Step
2.550000000 GHz
Auto Man
Freq Offset
0 Hz

# Appendix G: Duty Cycle

## Test Result

| TestMode | Antenna | Frequency[MHz] | ON Time [ms] | Period [ms] | Duty Cycle [%] | Duty Cycle Factor[dB] |
|---|---|---|---|---|---|---|
| 2.4G | Ant1 | 2402 | 0.42 | 1.27 | 33.07 | 4.81 |

## Test Graphs

2.4G_Ant1_2402

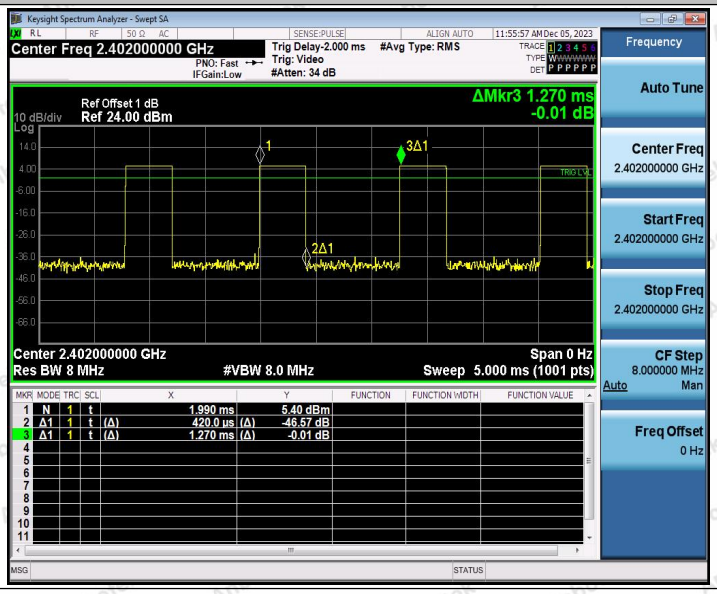


---End---