Appendix Test Data

Report No.:	18220WC30252501	Test Sample No.:	1-2-2
Start Test Date:	2023.11.29	Finish Test Date:	2023.12.05
Test Engineer:	Hayman Chen	Auditor:	Rock Luo
Temperature:	25.3℃	Relative Humidity:	44%
Pressure:	101kPa		

Appendix A: DTS Bandwidth

Test Result

TestMode	Antenna	Frequency[MHz]	DTS BW [MHz]	FL[MHz]	FH[MHz]	Limit[MHz]	Verdict
2.4G	Ant1	2402	0.660	2401.680	2402.340	0.5	PASS

Test Graphs

2.4G_Ant1_2402

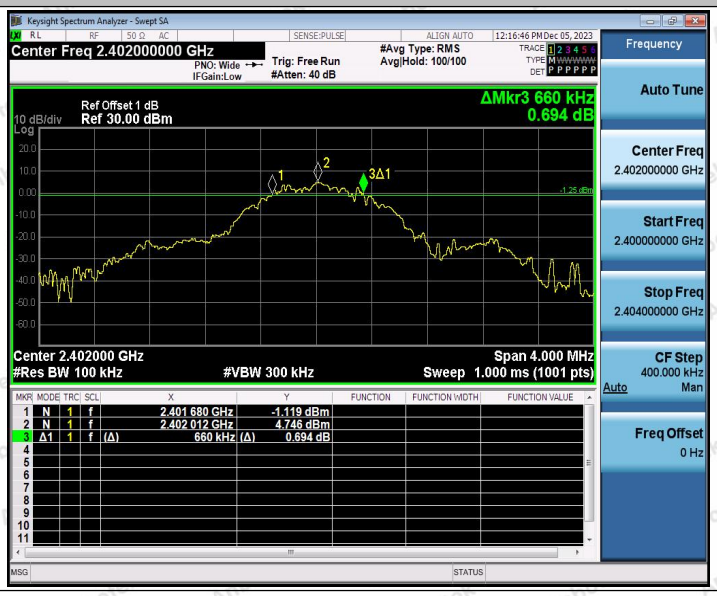

Appendix B: Occupied Channel Bandwidth

Test Result

TestMode	Antenna	Frequency[MHz]	OCB [MHz]	FL[MHz]	FH[MHz]
2.4G	Ant1	2402	1.1495	2401.4439	2402.5934

Test Graphs

2.4G_Ant1_2402

Appendix C: Maximum conducted output power

Test Result Peak

TestMode	Antenna	Frequency[MHz]	Conducted Peak Power[dBm]	Conducted Limit[dBm]	Verdict
2.4G	Ant1	2402	5.47	≤30	PASS

Test Graphs Peak

2.4G_Ant1_2402

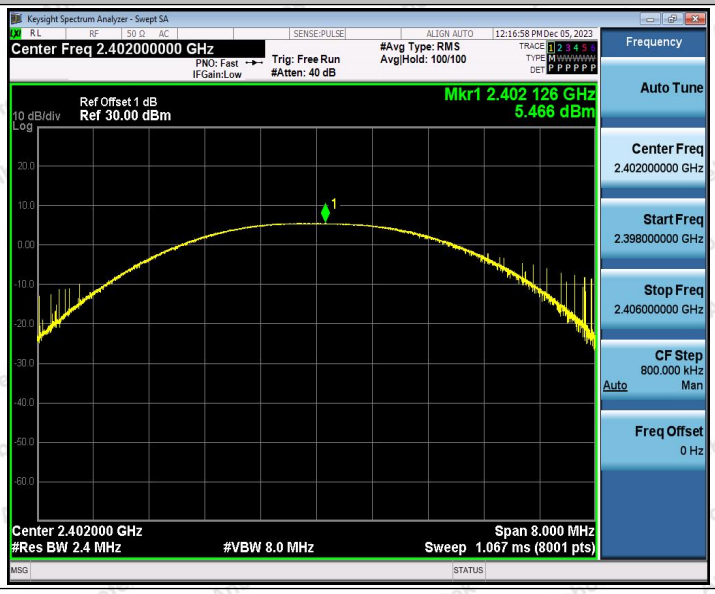

Appendix D: Maximum power spectral density

Test Result

TestMode	Antenna	Frequency[MHz]	Result[dBm/3kHz]	Limit[dBm/3kHz]	Verdict
2.4G	Ant1	2402	-8.65	≤8.00	PASS

Test Graphs

2.4G_Ant1_2402

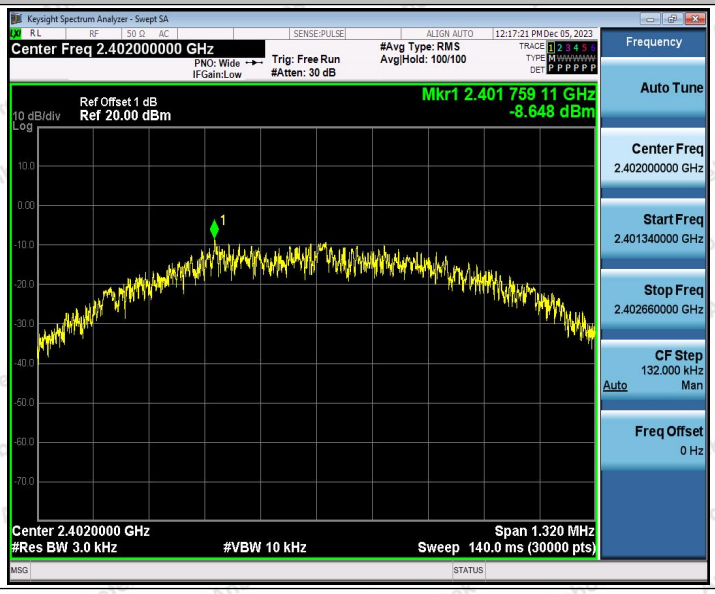

Appendix E: Band edge measurements

Test Result

TestMode	Antenna	ChName	Frequency [MHz]	RefLevel[dBm]	Result[dBm]	Limit[dBm]	Verdict
2.4G	Ant1	Low	2402	5.09	-35.91	≤-14.91	PASS

Test Graphs

2.4G_Ant1_Low_2402

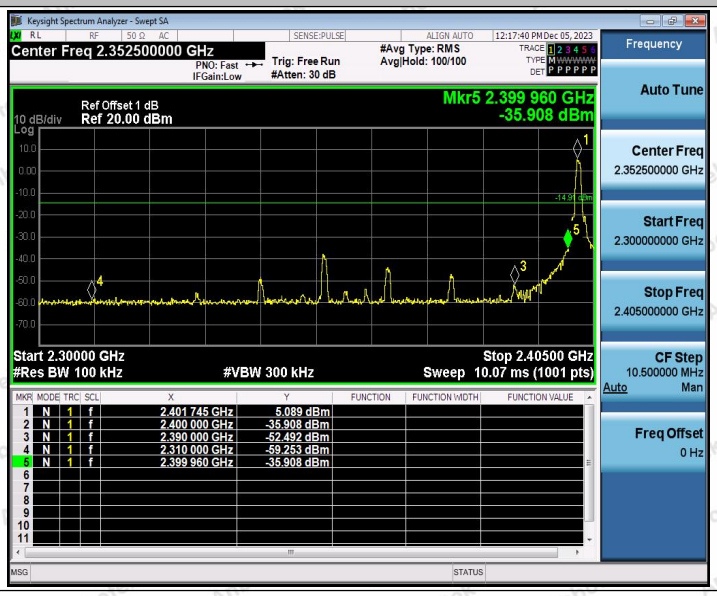

Appendix F: Conducted Spurious Emission

Test Result

TestMode	Antenna	Frequency [MHz]	FreqRange [MHz]	RefLevel [dBm]	Result[dBm]	Limit[dBm]	Verdict
2.4G	Ant1	2402	Reference	5.24	5.24	---	PASS
			30~1000	5.24	-49.91	≤-14.76	PASS
			1000~26500	5.24	-34.92	≤-14.76	PASS

Test Graphs

2.4G_Ant1_2402_0~Reference

2.4G_Ant1_2402_30~1000

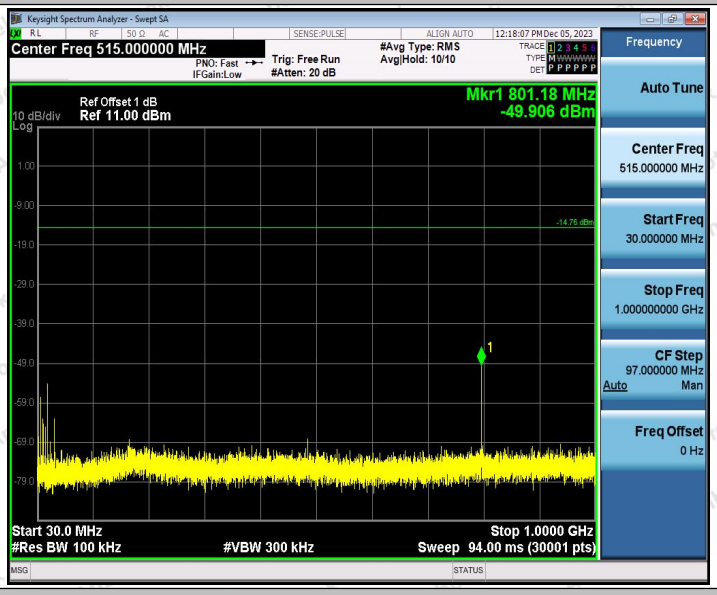

2.4G_Ant1_2402_1000~26500

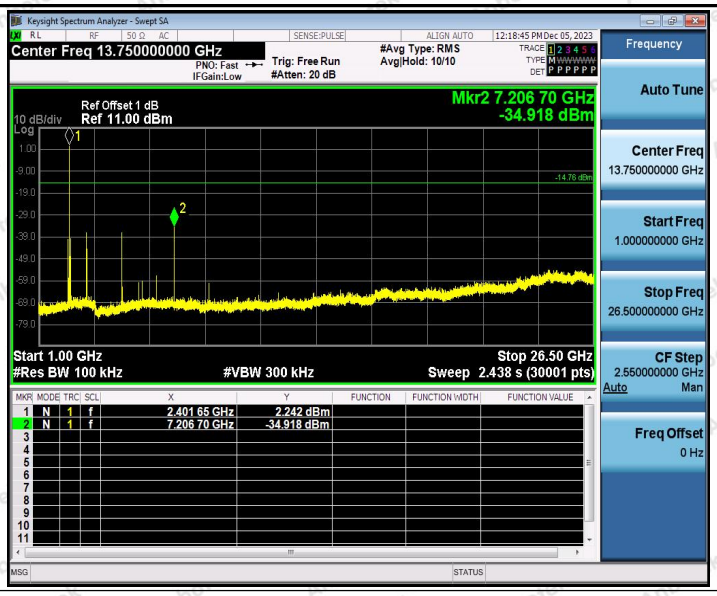
Keysight Spectrum Analyzer - Swept SA
Center Freq 13.750000000 GHz
PNO: Fast
IFGain:Low
Trig: Free Run
#Atten: 20 dB
#Avg Type: RMS
Avg|Hold: 10/10
12:18:45 PM Dec 05, 2023
Ref Offset 1 dB
10 dB/div Ref 11.00 dBm
Mkr2 7.206 70 GHz
-34.918 dBm
Start 1.00 GHz
#Res BW 100 kHz
#VBW 300 kHz
Stop 26.50 GHz
Sweep 2.438 s (30001 pts)
1 N 1 f 2.401 65 GHz 2.242 dBm
2 N 1 f 7.206 70 GHz -34.918 dBm
Frequency
Auto Tune
Center Freq
13.750000000 GHz
Start Freq
1.000000000 GHz
Stop Freq
26.500000000 GHz
CF Step
2.550000000 GHz
Auto Man
Freq Offset
0 Hz

Appendix G: Duty Cycle

Test Result

TestMode	Antenna	Frequency[MHz]	ON Time [ms]	Period [ms]	Duty Cycle [%]	Duty Cycle Factor[dB]
2.4G	Ant1	2402	0.41	1.26	32.54	4.88

Test Graphs

2.4G_Ant1_2402

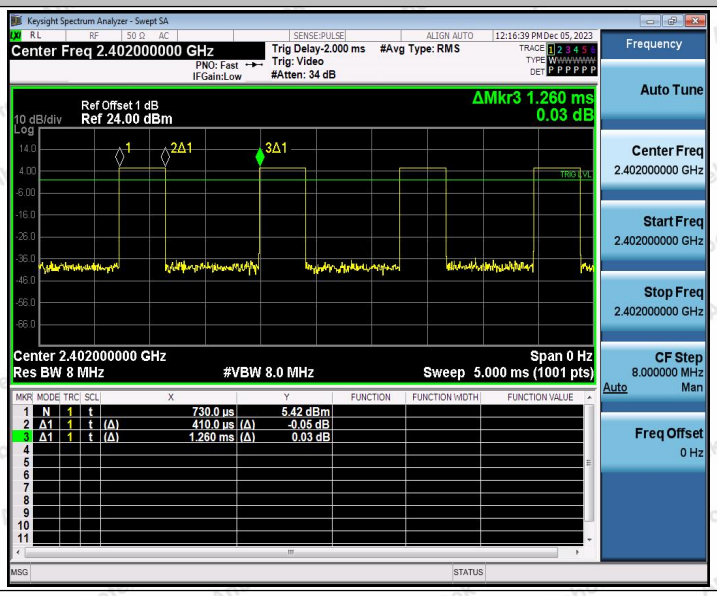

---End---