FCC Appendix RF Test Data

FCC ID	**:**	**2BDSK-ORYX**
Company	**:**	**Guangzhou Coyote Intelligent Equipment Co., Ltd.**
EUT	**:**	**Electric unicycle**
Model Number	**:**	**Oryx**
Report No.	**:**	**CTA25071000401**
Reviewed By	**:**	**Eric Wang**

Appendix A: DTS Bandwidth

Test Result

TestMode	Antenna	Freq(MHz)	DTS BW [MHz]	FL[MHz]	FH[MHz]	Limit[MHz]	Verdict
BLE_1M	Ant1	2402	0.628	2401.704	2402.332	0.5	PASS
		2440	0.644	2439.688	2440.332	0.5	PASS
		2480	0.652	2479.692	2480.344	0.5	PASS

Test Graphs

BLE_1M_Ant1_2402

BLE_1M_Ant1_2440

BLE_1M_Ant1_2480

Agilent Spectrum Analyzer - Swept SA
Center Freq 2.480000000 GHz
PNO: Wide
IFGain:Low
Trig: Free Run
#Atten: 30 dB
#Avg Type: RMS
Avg|Hold: 100/100
04:48:33 PM Jul 14, 2025
Ref Offset 0.5 dB
10 dB/div
Ref 20.00 dBm
ΔMkr3 652 kHz
-0.302 dB
-6.71 dBm
Center 2.480000 GHz
#Res BW 100 kHz
#VBW 300 kHz
Span 4.000 MHz
Sweep (#Swp) 1.000 ms (1001 pts)
1 N 1 f 2.479 692 GHz -6.321 dBm
2 N 1 f 2.480 004 GHz -0.706 dBm
3 Δ1 1 f (Δ) 652 kHz (Δ) -0.302 dB
Frequency
Auto Tune
Center Freq
2.480000000 GHz
Start Freq
2.478000000 GHz
Stop Freq
2.482000000 GHz
CF Step
400.000 kHz
Auto Man
Freq Offset
0 Hz

Appendix B: Occupied Channel Bandwidth

Test Result

TestMode	Antenna	Freq(MHz)	OCB [MHz]	FL[MHz]	FH[MHz]	Limit[MHz]	Verdict
BLE_1M	Ant1	2402	1.0042	2401.5174	2402.5216	---	---
		2440	1.0024	2439.5198	2440.5222	---	---
		2480	1.0031	2479.5190	2480.5221	---	---

Test Graphs

BLE_1M_Ant1_2402

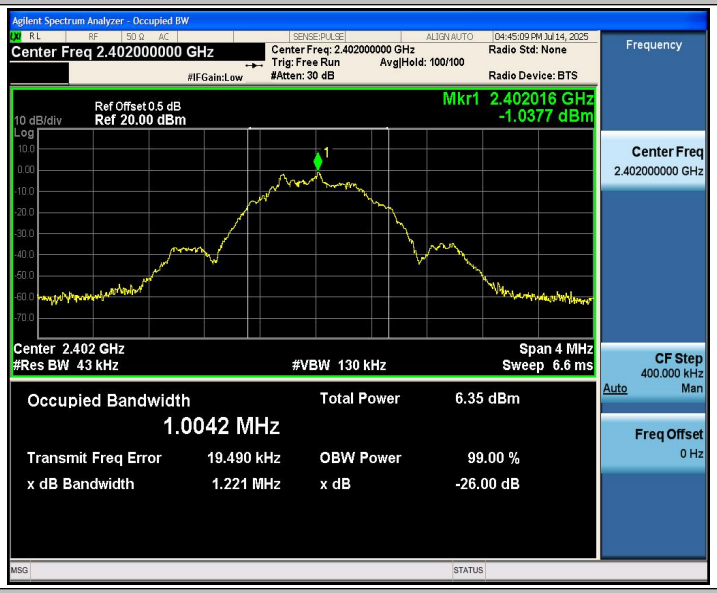

BLE_1M_Ant1_2440

BLE_1M_Ant1_2480

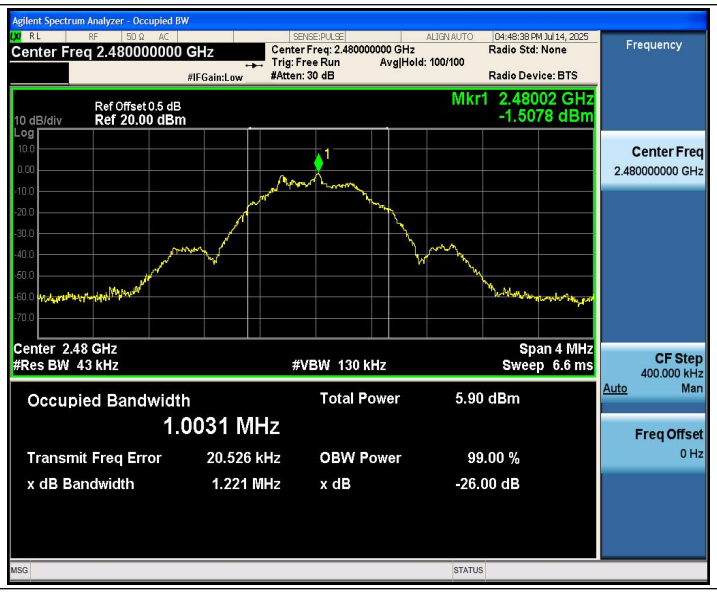
Agilent Spectrum Analyzer - Occupied BW
Center Freq 2.480000000 GHz
Center Freq: 2.480000000 GHz
Trig: Free Run
Avg|Hold: 100/100
#Atten: 30 dB
#IFGain:Low
Radio Std: None
Radio Device: BTS
04:48:38 PM Jul 14, 2025
Frequency
Ref Offset 0.5 dB
10 dB/div
Ref 20.00 dBm
Log
Mkr1 2.48002 GHz
-1.5078 dBm
Center 2.48 GHz
#Res BW 43 kHz
#VBW 130 kHz
Span 4 MHz
Sweep 6.6 ms
Occupied Bandwidth
1.0031 MHz
Total Power 5.90 dBm
Transmit Freq Error 20.526 kHz
OBW Power 99.00 %
x dB Bandwidth 1.221 MHz
x dB -26.00 dB
Center Freq
2.480000000 GHz
CF Step
400.000 kHz
Auto Man
Freq Offset
0 Hz
MSG
STATUS

Appendix C: Maximum conducted output power

Test Result Peak

TestMode	Antenna	Freq(MHz)	Conducted Peak Powert[dBm]	Conducted Limit[dBm]	Verdict
BLE_1M	Ant1	2402	0.19	≤30	PASS
		2440	-0.23	≤30	PASS
		2480	-0.28	≤30	PASS

Appendix D: Maximum power spectral density

Test Result

TestMode	Antenna	Freq(MHz)	Result[dBm/3kHz]	Limit[dBm/3kHz]	Verdict
BLE_1M	Ant1	2402	-15.36	≤8.00	PASS
		2440	-15.88	≤8.00	PASS
		2480	-15.84	≤8.00	PASS

Test Graphs

BLE_1M_Ant1_2402

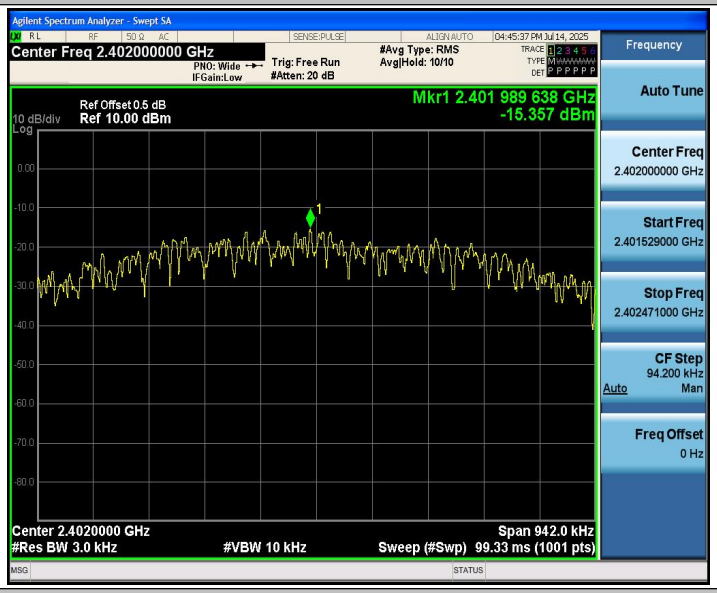

BLE_1M_Ant1_2440

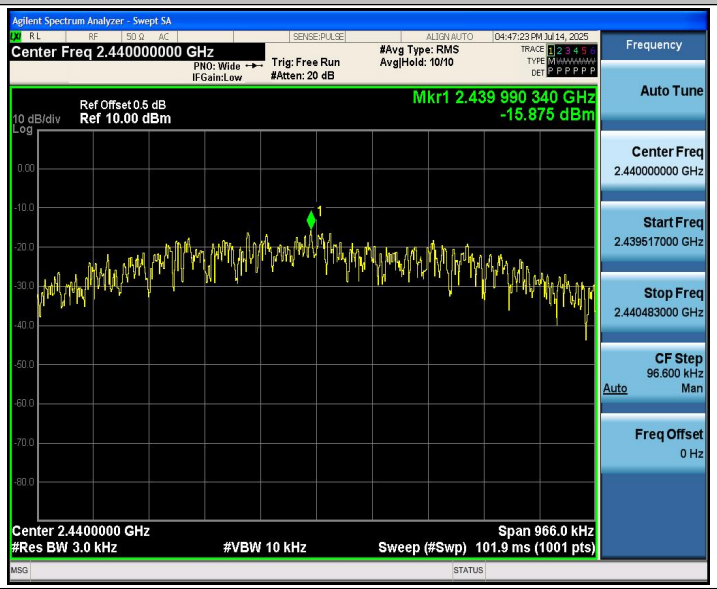

BLE_1M_Ant1_2480

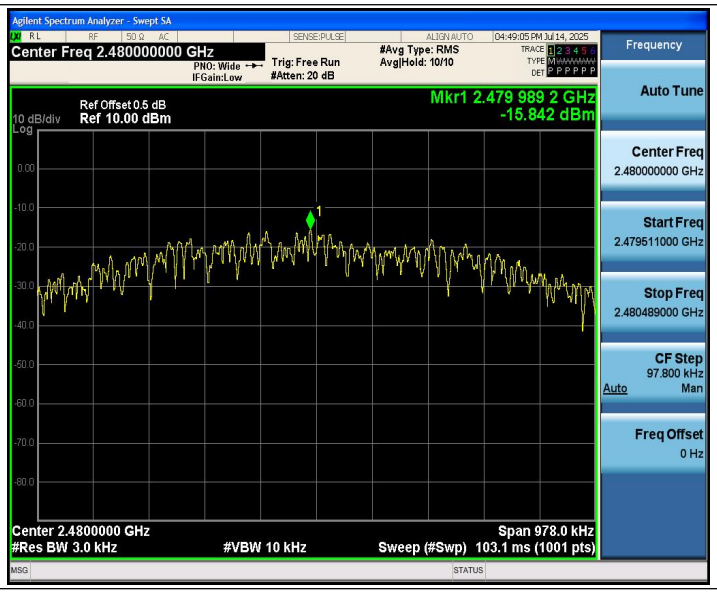
Agilent Spectrum Analyzer - Swept SA
Center Freq 2.480000000 GHz
PNO: Wide
IFGain:Low
Trig: Free Run
#Atten: 20 dB
#Avg Type: RMS
Avg|Hold: 10/10
04:49:05 PM Jul 14, 2025
Ref Offset 0.5 dB
10 dB/div
Ref 10.00 dBm
Log
Mkr1 2.479 989 2 GHz
-15.842 dBm
Center 2.4800000 GHz
#Res BW 3.0 kHz
#VBW 10 kHz
Span 978.0 kHz
Sweep (#Swp) 103.1 ms (1001 pts)
Frequency
Auto Tune
Center Freq
2.480000000 GHz
Start Freq
2.479511000 GHz
Stop Freq
2.480489000 GHz
CF Step
97.800 kHz
Auto
Man
Freq Offset
0 Hz

Appendix F: Band edge measurements

Test Result

TestMode	Antenna	ChName	Freq(MHz)	RefLevel[dBm]	Result[dBm]	Limit[dBm]	Verdict
BLE_1M	Ant1	Low	2402	-0.60	-51.09	≤-20.6	PASS
		High	2480	-0.69	-51.17	≤-20.69	PASS

Test Graphs

BLE_1M_Ant1_Low_2402

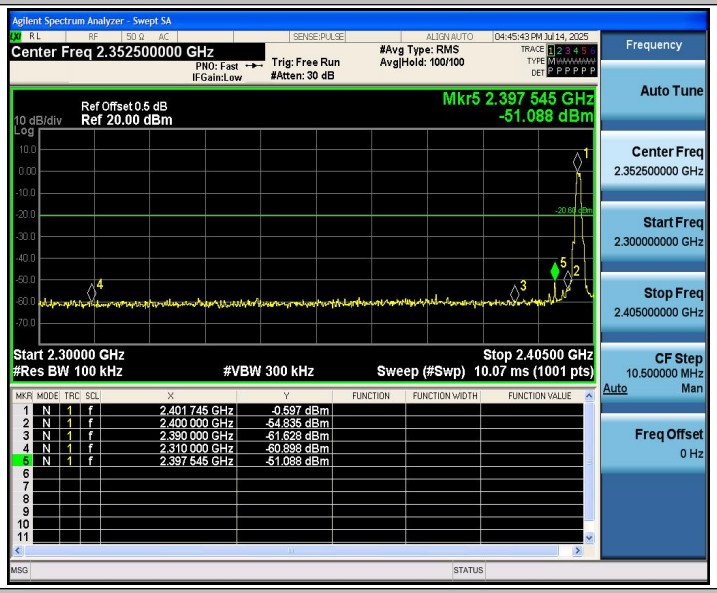

BLE_1M_Ant1_High_2480

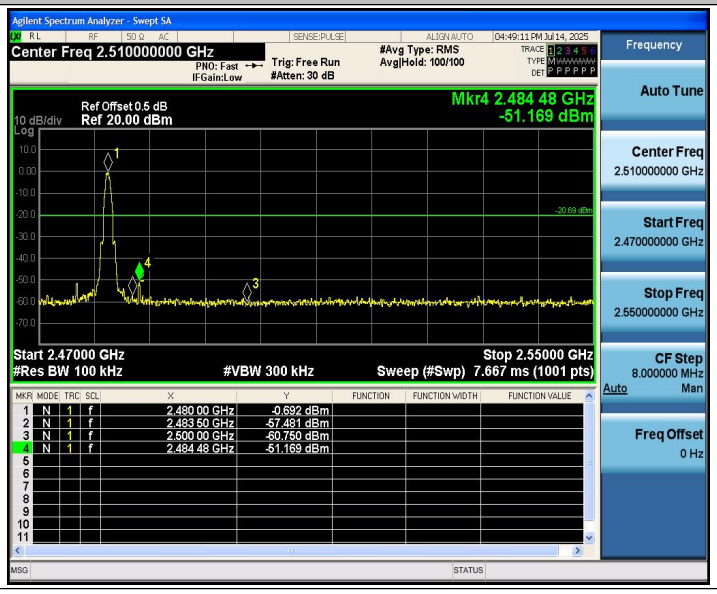

Appendix G: Conducted Spurious Emission

Test Result

TestMode	Antenna	Freq(MHz)	FreqRange [MHz]	RefLevel [dBm]	Result[dBm]	Limit[dBm]	Verdict
BLE_1M	Ant1	2402	Reference	-1.38	-1.38	---	PASS
			30~1000	-1.38	-67.66	≤-21.38	PASS
			1000~26500	-1.38	-42.46	≤-21.38	PASS
		2440	Reference	-2.44	-2.44	---	PASS
			30~1000	-2.44	-67.4	≤-22.44	PASS
			1000~26500	-2.44	-42.23	≤-22.44	PASS
		2480	Reference	-0.92	-0.92	---	PASS
			30~1000	-0.92	-67.9	≤-20.92	PASS
			1000~26500	-0.92	-42.46	≤-20.92	PASS

Test Graphs

BLE_1M_Ant1_2402_0~Reference

BLE_1M_Ant1_2402_30~1000

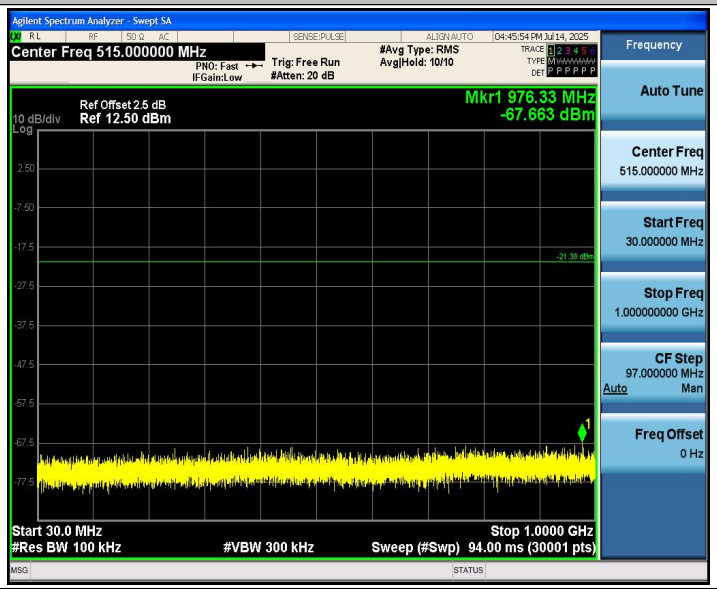

BLE_1M_Ant1_2402_1000~26500

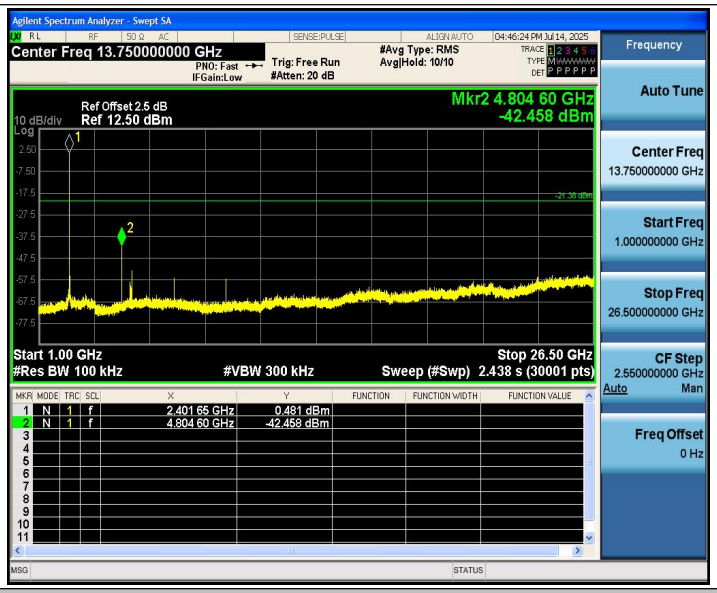

BLE_1M_Ant1_2440_0~Reference

BLE_1M_Ant1_2440_30~1000

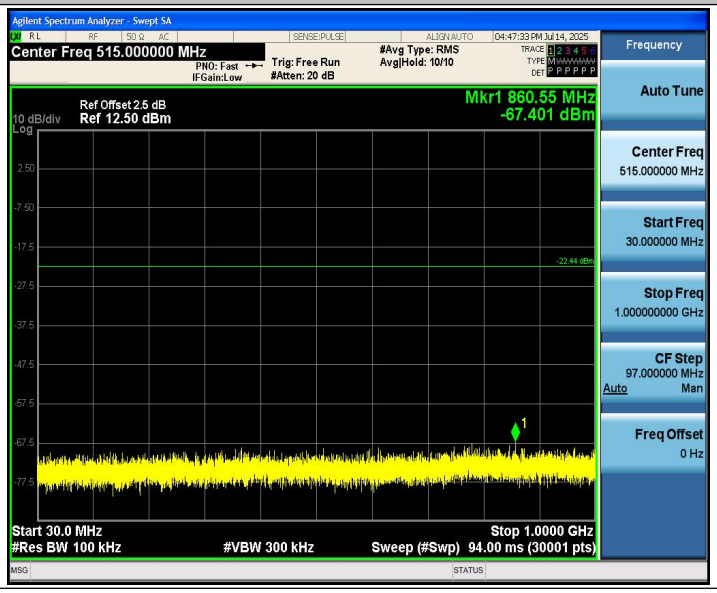

BLE_1M_Ant1_2440_1000~26500

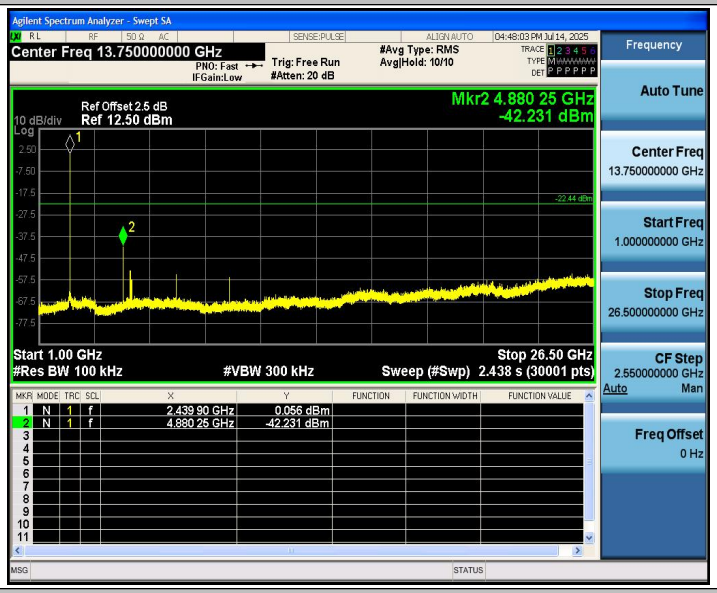

BLE_1M_Ant1_2480_0~Reference

BLE_1M_Ant1_2480_30~1000

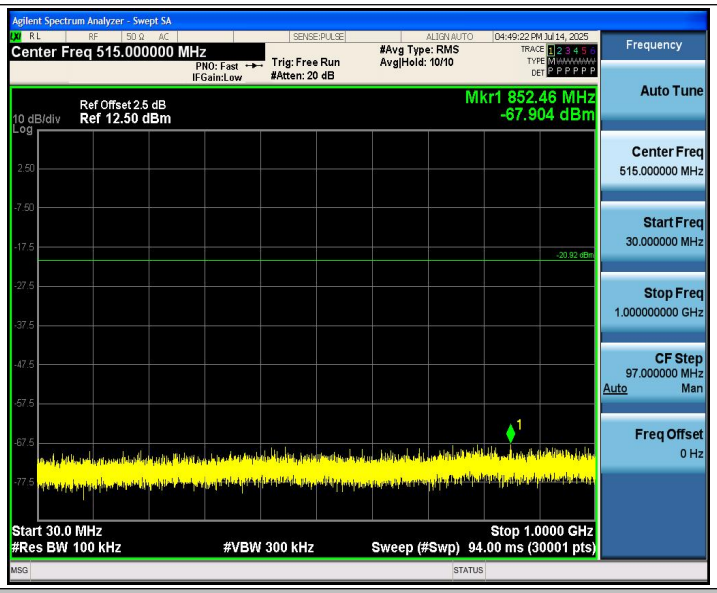

BLE_1M_Ant1_2480_1000~26500

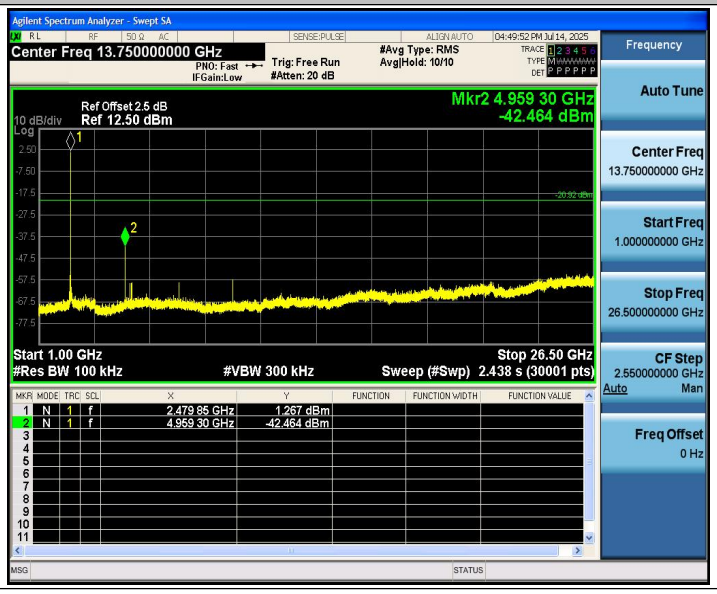

Appendix H: Duty Cycle

Test Result

TestMode	Antenna	Freq(MHz)	ON Time [ms]	Period [ms]	X	DC [%]	xFactor	Limit	Verdict
BLE_1M	Ant1	2402	0.41	0.62	0.6613	66.13	1.80	---	---
		2440	0.41	0.62	0.6613	66.13	1.80	---	---
		2480	0.41	0.62	0.6613	66.13	1.80	---	---

Test Graphs

BLE_1M_Ant1_2402

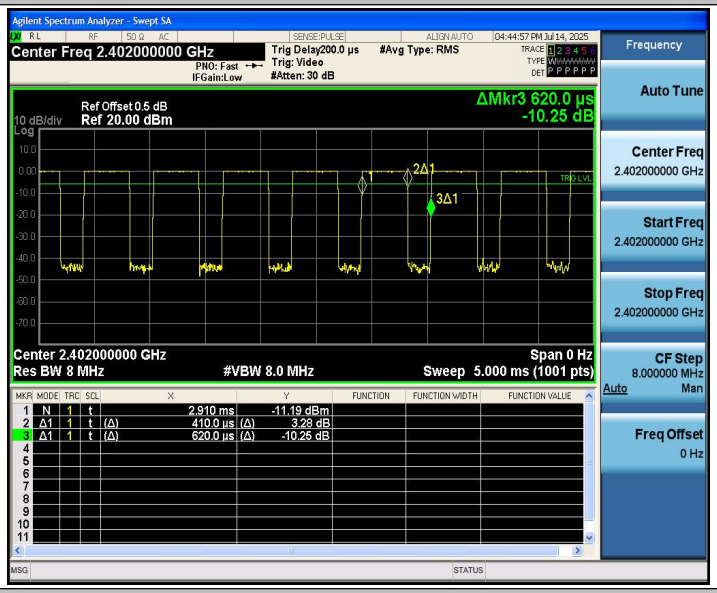

BLE_1M_Ant1_2440

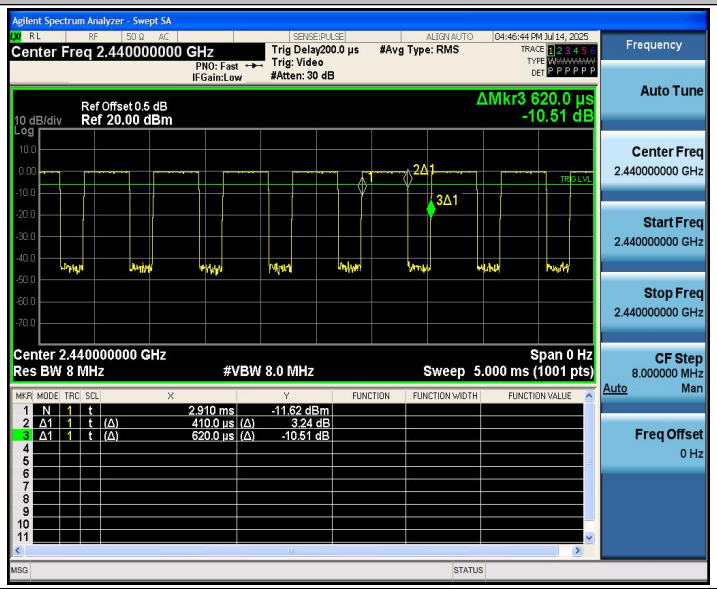

BLE_1M_Ant1_2480

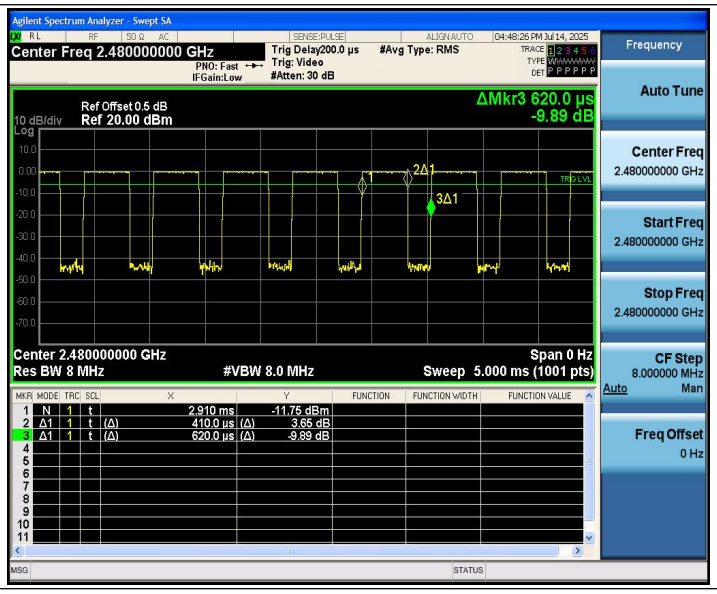
Agilent Spectrum Analyzer - Swept SA
Center Freq 2.480000000 GHz
Trig Delay200.0 µs
#Avg Type: RMS
PNO: Fast
Trig: Video
IFGain:Low
#Atten: 30 dB
04:48:26 PM Jul 14, 2025
Ref Offset 0.5 dB
10 dB/div
Ref 20.00 dBm
ΔMkr3 620.0 µs
-9.89 dB
2Δ1
3Δ1
Center 2.480000000 GHz
Span 0 Hz
Res BW 8 MHz
#VBW 8.0 MHz
Sweep 5.000 ms (1001 pts)
1 N 1 t 2.910 ms -11.75 dBm
2 Δ1 1 t (Δ) 410.0 µs (Δ) 3.65 dB
3 Δ1 1 t (Δ) 620.0 µs (Δ) -9.89 dB
Frequency
Auto Tune
Center Freq
2.480000000 GHz
Start Freq
2.480000000 GHz
Stop Freq
2.480000000 GHz
CF Step
8.000000 MHz
Auto
Man
Freq Offset
0 Hz