# Sample Recognition Letter

Project name ：H5

| Chang Feng | ME | RF | QC |
|---|---|---|---|
| Signature | LIYANGQIN | WEIXING | LIUYANQIN |
| date | 2022/04/28 | 2022/04/28 | 2022/04/28 |
| CUSTOMER | ME | MD | QC |
| Signature | | | |
| date | | | |

| Date | Edition | Condition |
| --- | --- | --- |
| 2022/04/28 | A | FPCMold sample |

**1 summary ……..1-2**

2 Machine description…… 2-2

**3Debug settings ..... 3**

3.1 standing wave(VSWR) and Reccho reflection(Return Loss) .....

3.2 TRP/TRS make use of Agilent8960(5515C) in ETS 5m×4m×4m 3DInterior room test. .....

3.3(Matching Circuit Description) .....

**4 Effective Radiated Power Summation ..... 4**

**5 assumption diagram……..5**

## 1 Summary

This report is mainly used to describe the 《 C h a n g f e n g E l e c t r o n i c s 》 H5 Sample antenna recognition letter.

## 2 Machine description

The H5 network mode is 2.4G, and the antenna is at the bottom of the top side of the device, in PIFA form. The antenna is the fpc antenna

## 3 Debug settings

### 3.1standing wave(VSWR)andReccho reflection(Return Loss)

VSWRIs using the Agilent E5062B connected to the terminal assembly to test, state for free space。

### 3.2 TRP/TRS Tested in the ETS 5m× 4 m× 3 m 3D Dark Room using Agilent8960 (5513 C) .

### 3.3Matching Circuit Description Match ha no change，

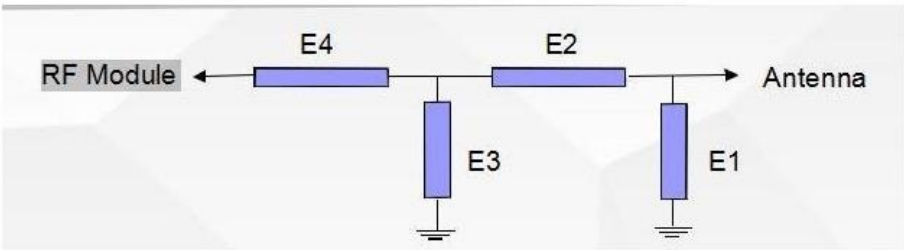


| | Element | |
|---|---|---|
| BT | E1(0201) | The original matching circuit of the motherboard is not repaired change |
| | E2(0201) | |
| | E3(0201) | |
| | E4(0201) | |

# 4 Effective Radiated Power And Isotopic Sensitivity Summation

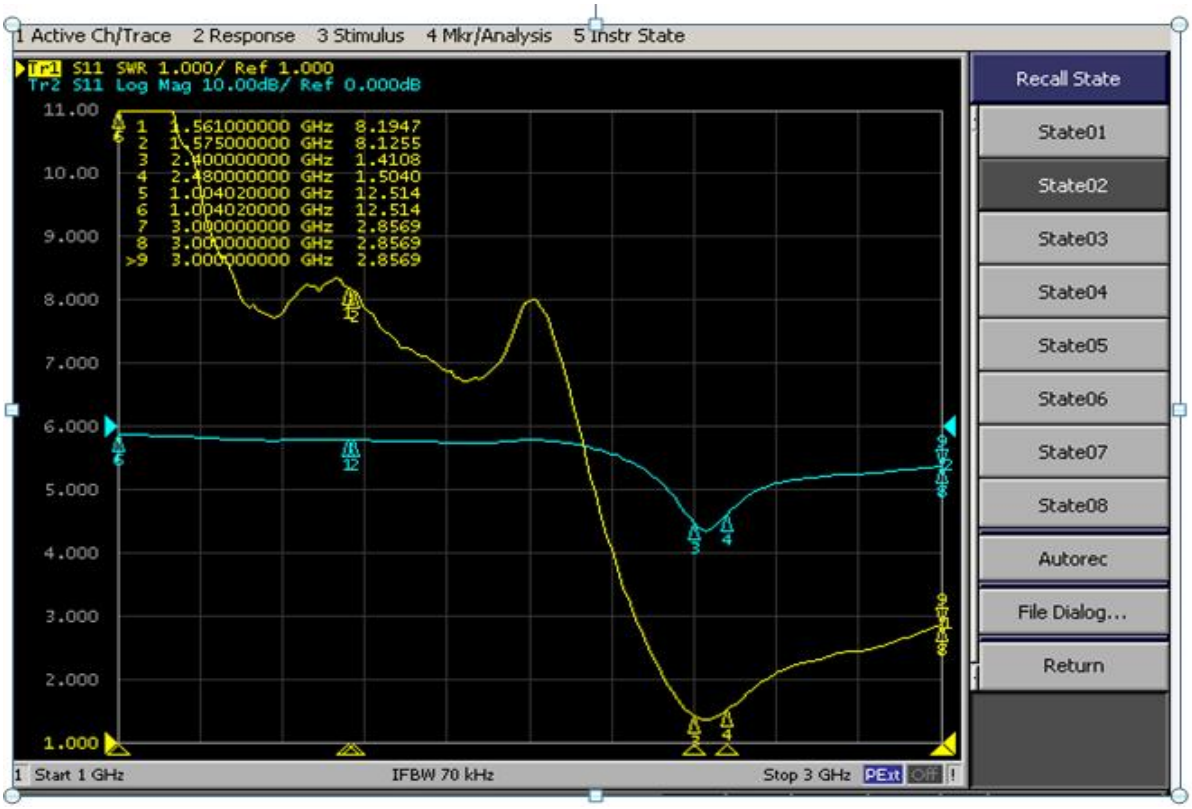


| Channel | gain(dBi) | efficiency (%) |
|---|---|---|
| 2400 | **0.18** | **18.35** |
| 2450 | **0.16** | **17.6** |
| 2480 | **0.15** | **16.3** |
| | | |
| | | |
| | | |
| | | |
| | | |
| | | |
| | | |
| | | |
| | | |
| | | |
| | | |
| | | |
| | | |
| | | |
| | | |
| | | |
| | | |

2400-2500M

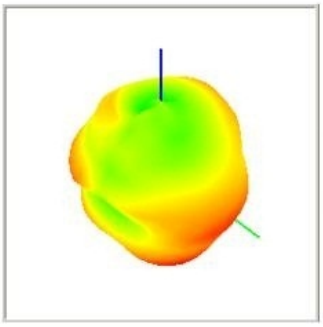

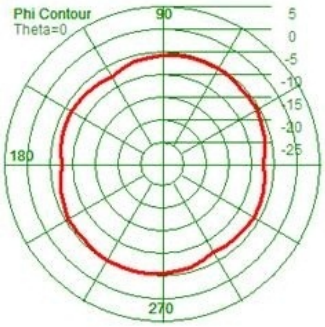


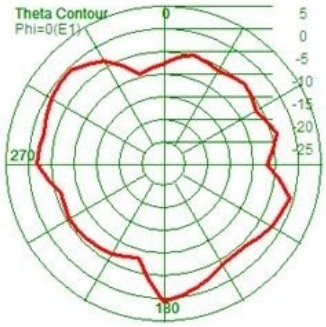
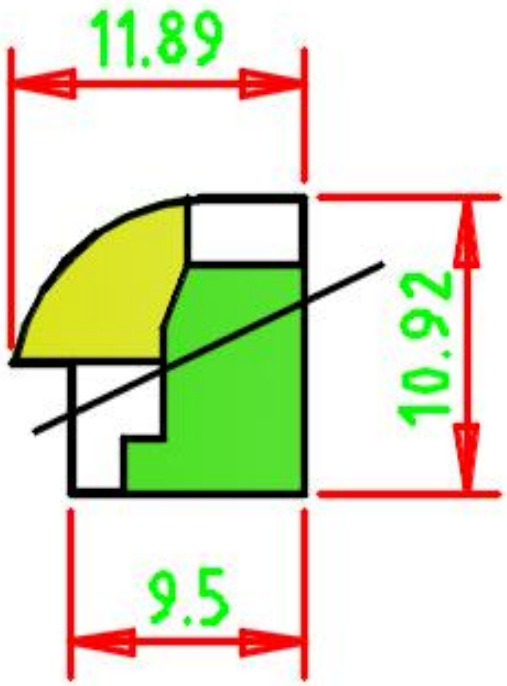
**5 Structural assembly in Fig**