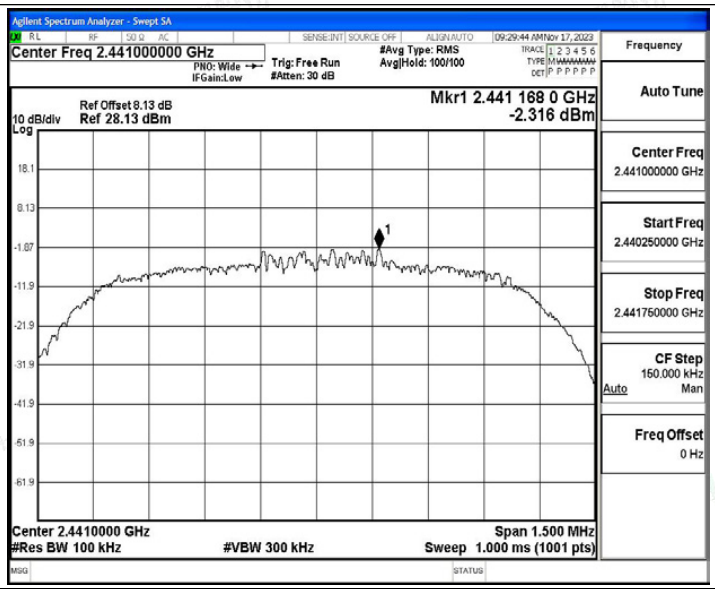

2DH5_Ant1_2441_30~1000

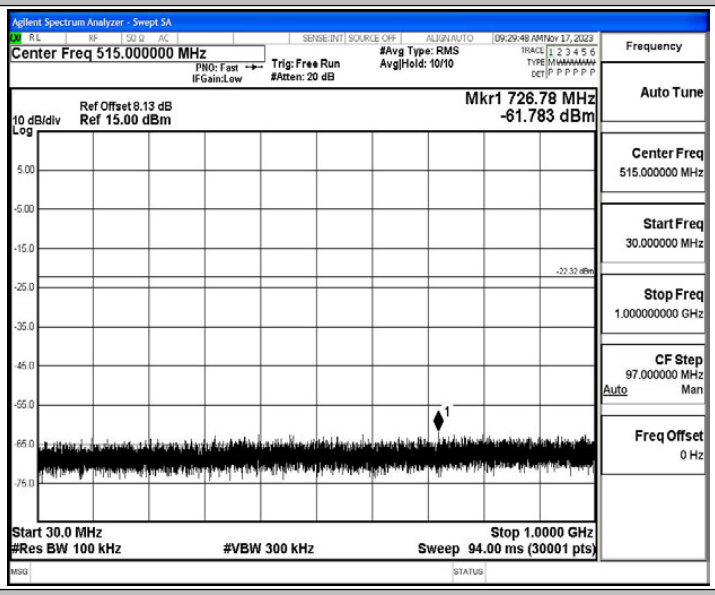

2DH5_Ant1_2441_1000~26500

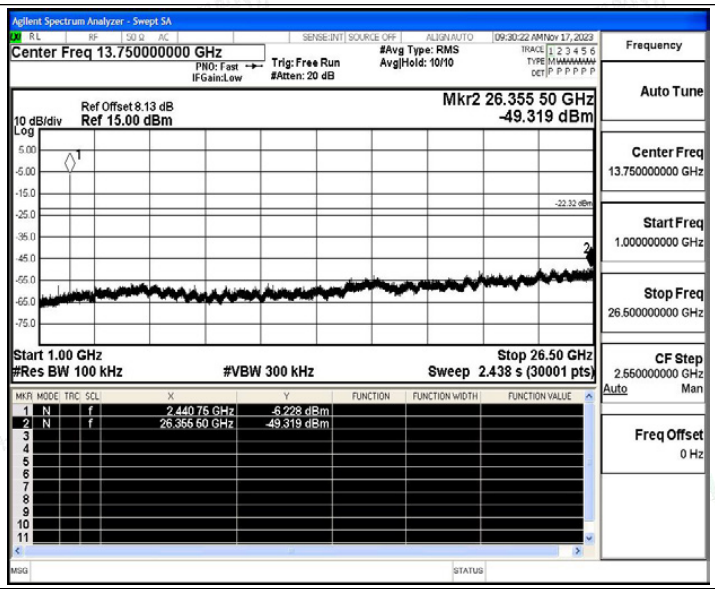

2DH5_Ant1_2480_0~Reference

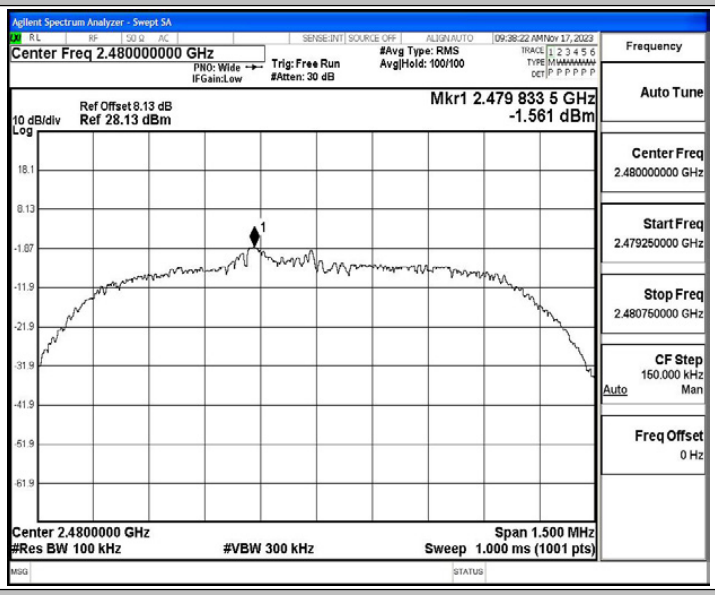

2DH5_Ant1_2480_30~1000

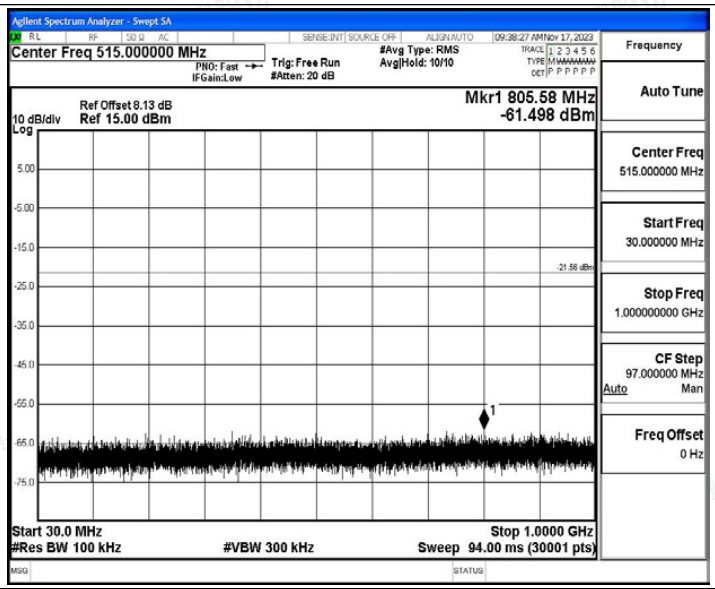

2DH5_Ant1_2480_1000~26500

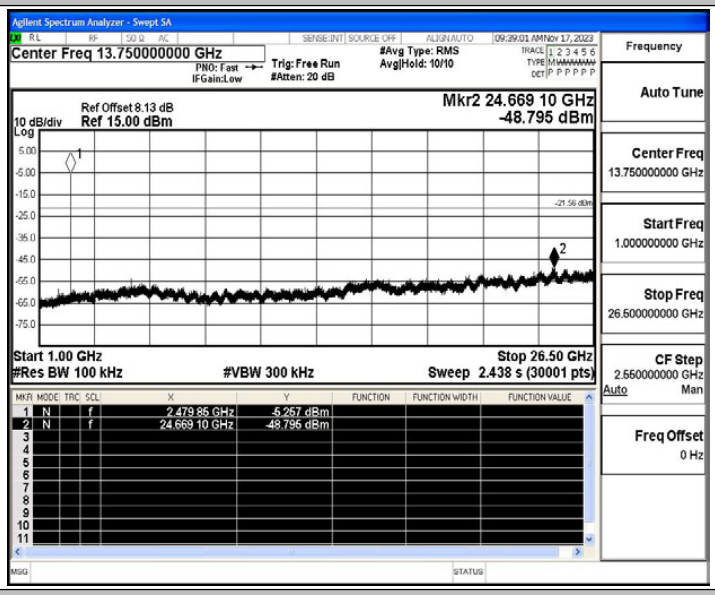

3DH5_Ant1_2402_0~Reference

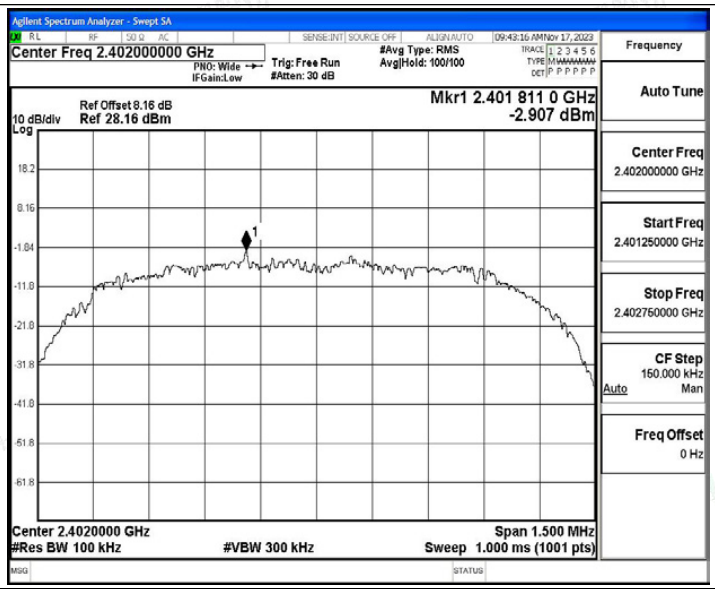

3DH5_Ant1_2402_30~1000

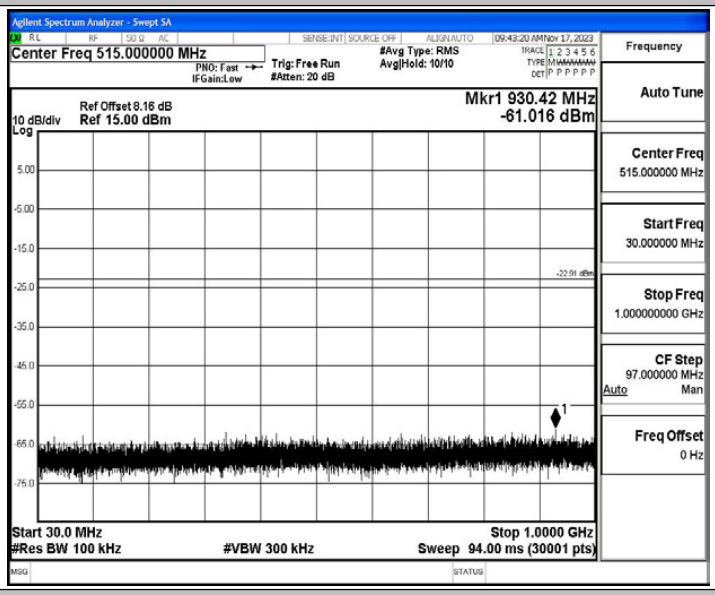

3DH5_Ant1_2402_1000~26500

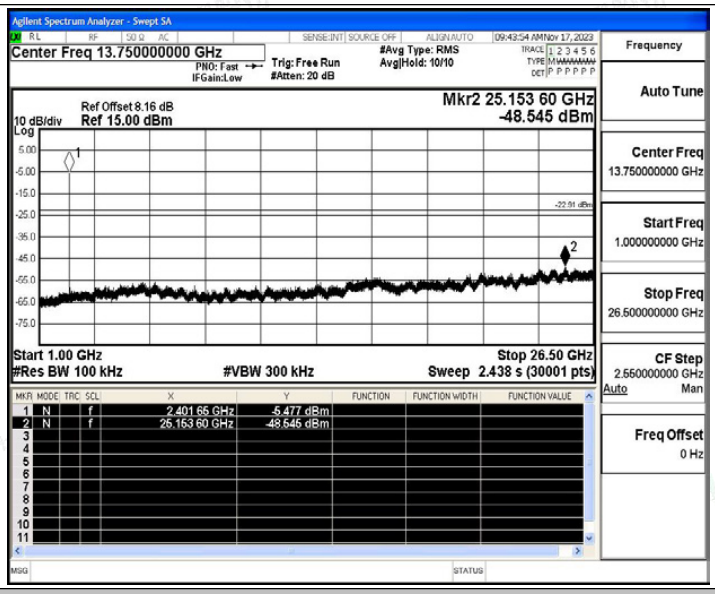

3DH5_Ant1_2441_0~Reference

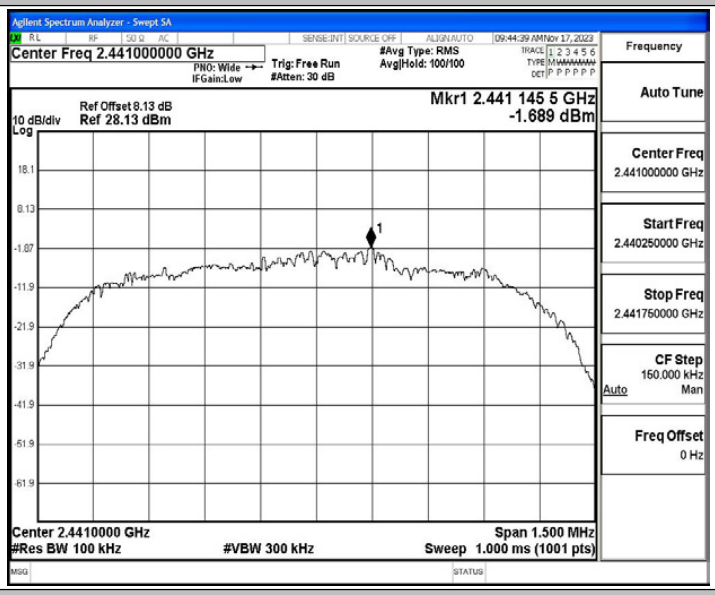

3DH5_Ant1_2441_30~1000

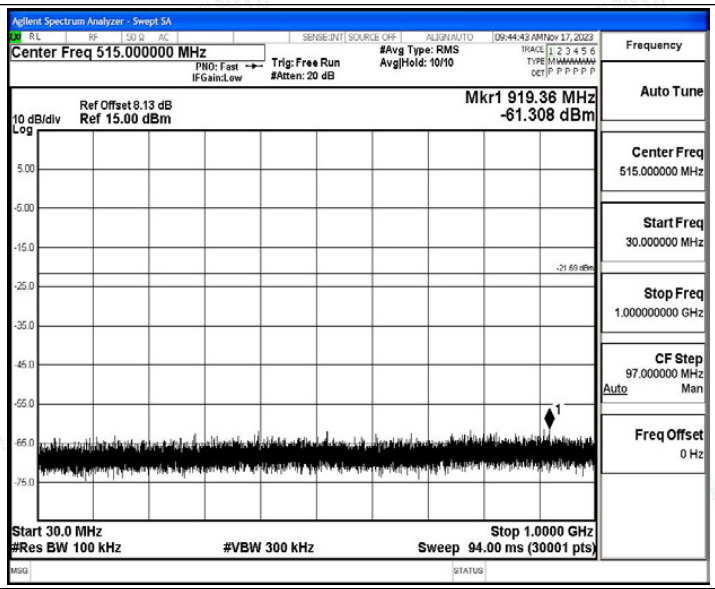

3DH5_Ant1_2441_1000~26500

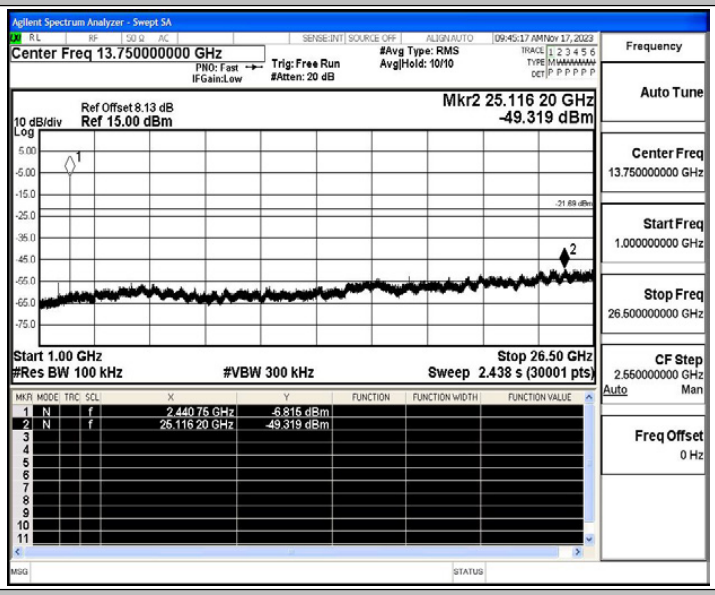

3DH5_Ant1_2480_0~Reference

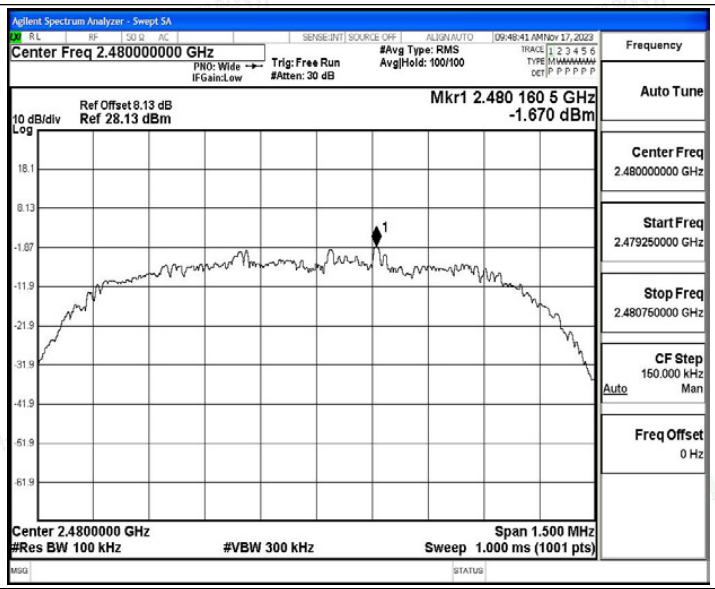

3DH5_Ant1_2480_30~1000

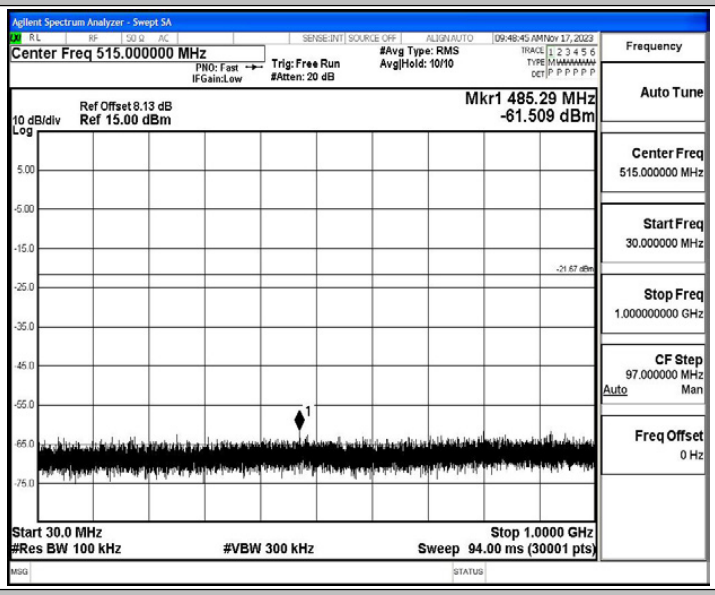

3DH5_Ant1_2480_1000~26500

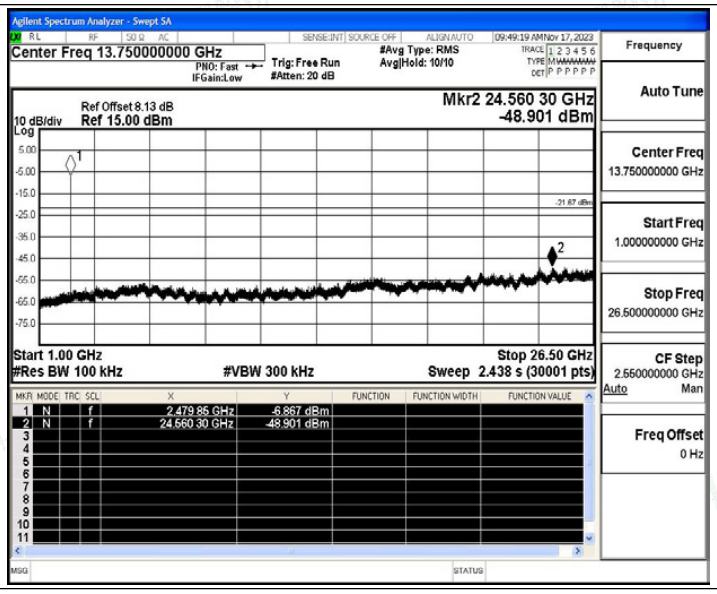
Agilent Spectrum Analyzer - Swept SA
Center Freq 13.750000000 GHz
PNO: Fast
IFGain:Low
Trig: Free Run
#Atten: 20 dB
#Avg Type: RMS
Avg|Hold: 10/10
09:49:19 AM Nov 17, 2023
Ref Offset 8.13 dB
10 dB/div
Ref 15.00 dBm
Mkr2 24.560 30 GHz
-48.901 dBm
Start 1.00 GHz
#Res BW 100 kHz
#VBW 300 kHz
Stop 26.50 GHz
Sweep 2.438 s (30001 pts)
1 N f 2.479 85 GHz -6.867 dBm
2 N f 24.560 30 GHz -48.901 dBm
Frequency
Auto Tune
Center Freq
13.750000000 GHz
Start Freq
1.000000000 GHz
Stop Freq
26.500000000 GHz
CF Step
2.550000000 GHz
Auto
Man
Freq Offset
0 Hz

A.8 Emissions in Restricted Bands

Test Result

TestMode	Antenna	ChName	Channel	Detector	Freq. [MHz]	Result [dBm]	Limit [dBm]	Result [dBuV/m]	Limit [dBuV/m]	Verdict
DH5	Ant1	Low	2402	AV	2310.000	-49.2	≤-41.20	46.00	≤54	PASS
				AV	2386.100	-48.64	≤-41.20	46.56	≤54	PASS
				AV	2390.000	-48.79	≤-41.20	46.41	≤54	PASS
				Peak	2310.000	-43.76	≤-21.20	51.44	≤74	PASS
				Peak	2342.210	-38.91	≤-21.20	56.29	≤74	PASS
				Peak	2390.000	-44.52	≤-21.20	50.68	≤74	PASS
		High	2480	AV	2483.500	-48.48	≤-41.20	46.72	≤54	PASS
				AV	2483.520	-48.48	≤-41.20	46.72	≤54	PASS
				AV	2500.000	-48.64	≤-41.20	46.56	≤54	PASS
				Peak	2483.500	-41.89	≤-21.20	53.31	≤74	PASS
				Peak	2491.200	-39.6	≤-21.20	55.60	≤74	PASS
				Peak	2500.000	-42.78	≤-21.20	52.42	≤74	PASS
		Low	Hop_2402	Peak	2310.000	-40.81	≤-21.20	54.39	≤74	PASS
				Peak	2360.900	-38.2	≤-21.20	57.00	≤74	PASS
				Peak	2390.000	-41.17	≤-21.20	54.03	≤74	PASS
		High	Hop_2480	Peak	2483.500	-38.54	≤-21.20	56.66	≤74	PASS
				Peak	2500.000	-39.85	≤-21.20	55.35	≤74	PASS
2DH5	Ant1	Low	2402	AV	2310.000	-49.12	≤-41.20	46.08	≤54	PASS
				AV	2382.215	-48.62	≤-41.20	46.58	≤54	PASS
				AV	2390.000	-48.7	≤-41.20	46.50	≤54	PASS
				Peak	2310.000	-44.5	≤-21.20	50.70	≤74	PASS
				Peak	2369.720	-40	≤-21.20	55.20	≤74	PASS
				Peak	2390.000	-43.82	≤-21.20	51.38	≤74	PASS
		High	2480	AV	2483.500	-48.51	≤-41.20	46.69	≤54	PASS
				AV	2498.720	-48.51	≤-41.20	46.69	≤54	PASS
				AV	2500.000	-48.6	≤-41.20	46.60	≤54	PASS
				Peak	2483.500	-42.51	≤-21.20	52.69	≤74	PASS
				Peak	2488.160	-39.88	≤-21.20	55.32	≤74	PASS
				Peak	2500.000	-45.1	≤-21.20	50.10	≤74	PASS
		Low	Hop_2402	Peak	2310.000	-41.21	≤-21.20	53.99	≤74	PASS
				Peak	2345.675	-38.52	≤-21.20	56.68	≤74	PASS
				Peak	2390.000	-41.55	≤-21.20	53.65	≤74	PASS
		High	Hop_2480	Peak	2483.500	-40.18	≤-21.20	55.02	≤74	PASS
				Peak	2499.920	-38.37	≤-21.20	56.83	≤74	PASS

				Peak	2500.000	-39.5	≤-21.20	55.70	≤74	PASS
3DH5	Ant1	Low	2402	AV	2310.000	-49.11	≤-41.20	46.09	≤54	PASS
				AV	2380.430	-48.6	≤-41.20	46.60	≤54	PASS
				AV	2390.000	-48.8	≤-41.20	46.40	≤54	PASS
				Peak	2310.000	-44.68	≤-21.20	50.52	≤74	PASS
				Peak	2382.845	-39.84	≤-21.20	55.36	≤74	PASS
				Peak	2390.000	-40.7	≤-21.20	54.50	≤74	PASS
		High	2480	AV	2483.500	-48.46	≤-41.20	46.74	≤54	PASS
				AV	2483.520	-48.46	≤-41.20	46.74	≤54	PASS
				AV	2500.000	-48.38	≤-41.20	46.82	≤54	PASS
				Peak	2483.500	-43.9	≤-21.20	51.30	≤74	PASS
				Peak	2486.880	-40.01	≤-21.20	55.19	≤74	PASS
				Peak	2500.000	-42.65	≤-21.20	52.55	≤74	PASS
		Low	Hop_2402	Peak	2310.000	-41.05	≤-21.20	54.15	≤74	PASS
				Peak	2387.675	-38.34	≤-21.20	56.86	≤74	PASS
				Peak	2390.000	-41.41	≤-21.20	53.79	≤74	PASS
		High	Hop_2480	Peak	2483.500	-40.27	≤-21.20	54.93	≤74	PASS
				Peak	2486.160	-38.65	≤-21.20	56.55	≤74	PASS
				Peak	2500.000	-40.38	≤-21.20	54.82	≤74	PASS

Note:

1. The Antenna Gain is compensated in the graph.
2. The limit in dBm for average detector is conversion from 54dBuV/m, according to 15.209(a). The limit in dBm for peak detector is 20dB above the limit of average detector in dBm.

Test Graphs

DH5_Ant1_Low_2402_AV

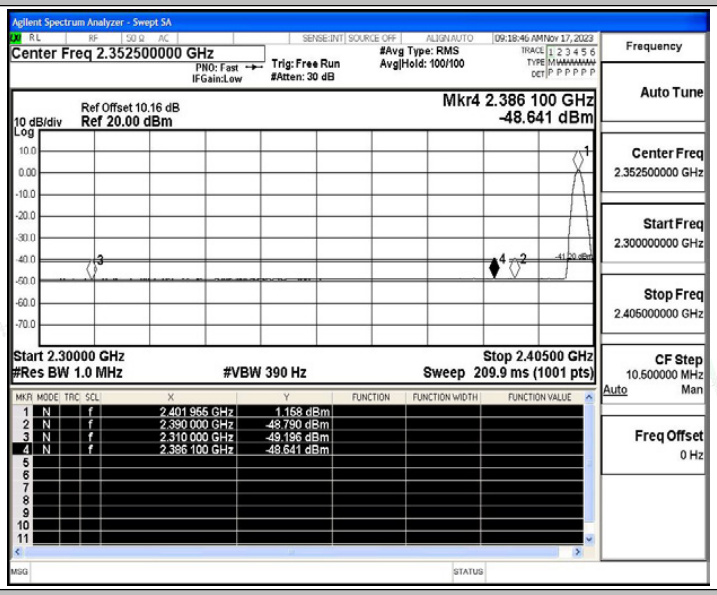

DH5_Ant1_Low_2402_Peak

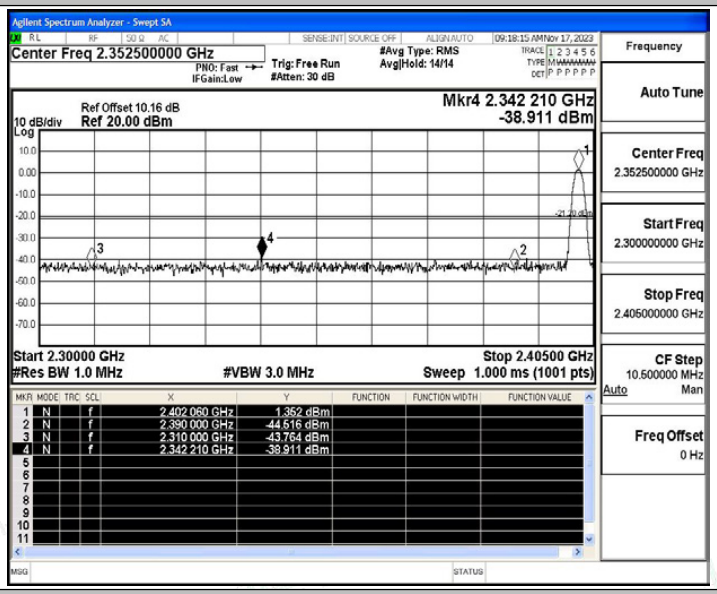

DH5_Ant1_High_2480_AV

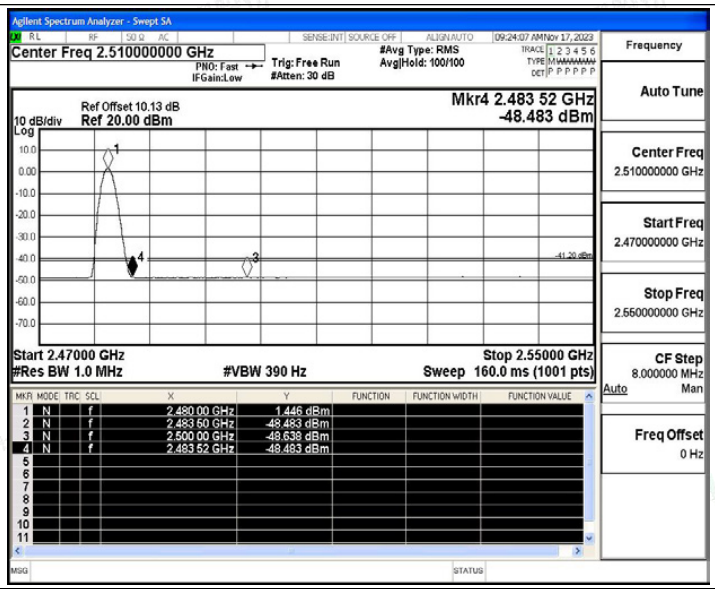

DH5_Ant1_High_2480_Peak

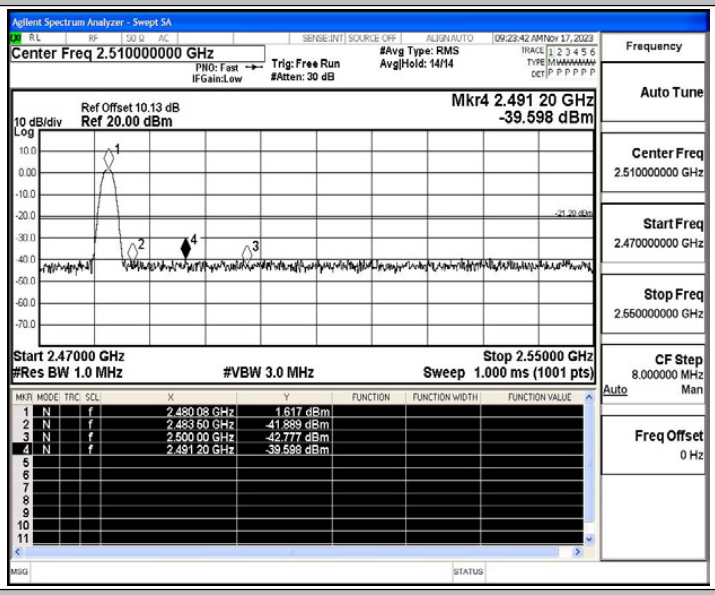

DH5_Ant1_Low_Hop_2402_Peak

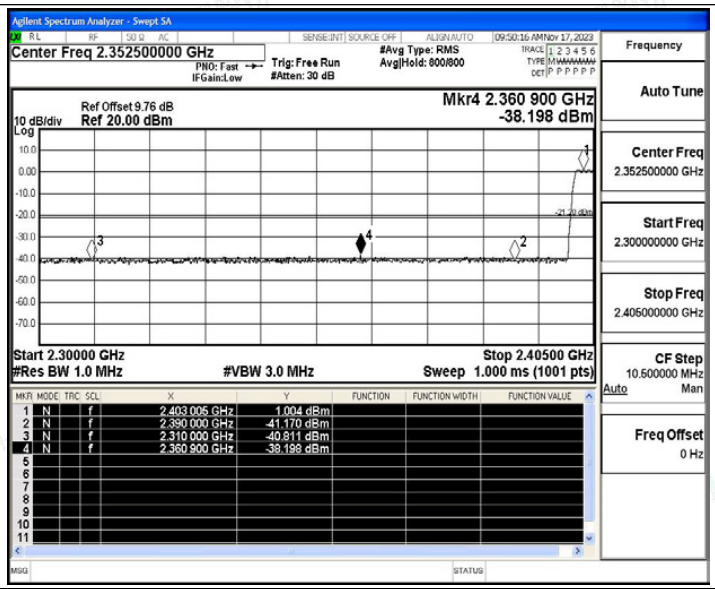

DH5_Ant1_High_Hop_2480_Peak

2DH5_Ant1_Low_2402_AV

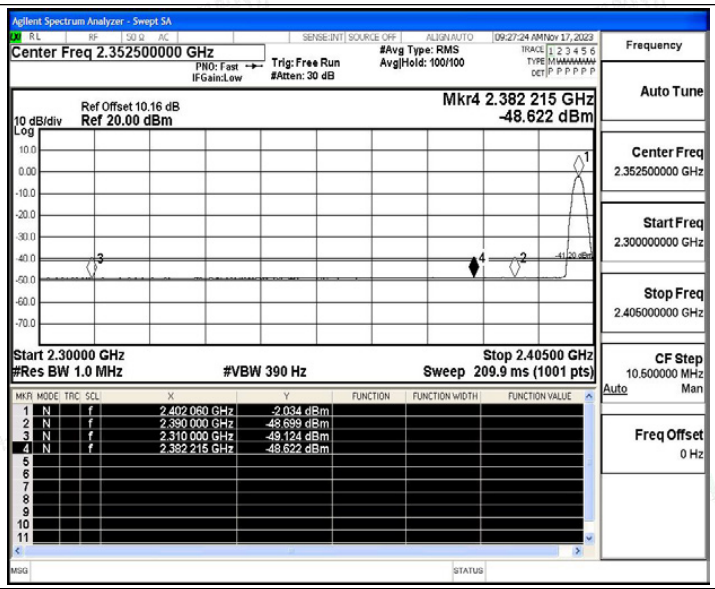

2DH5_Ant1_Low_2402_Peak

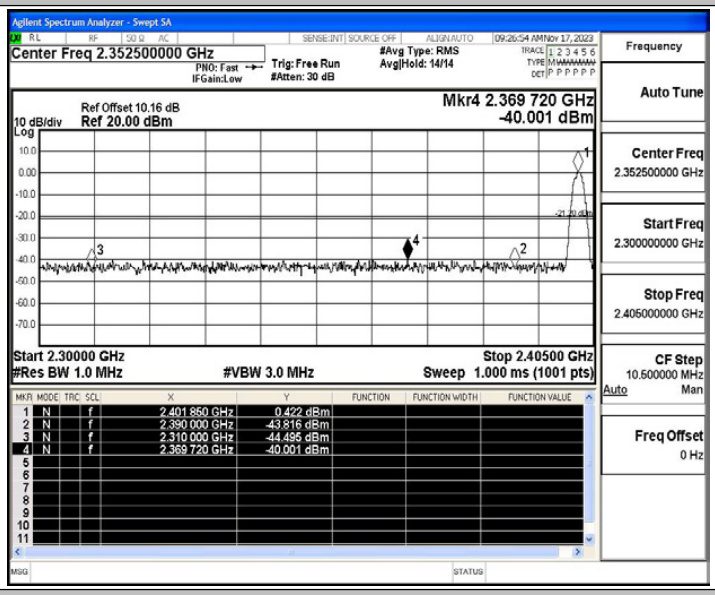

2DH5_Ant1_High_2480_AV

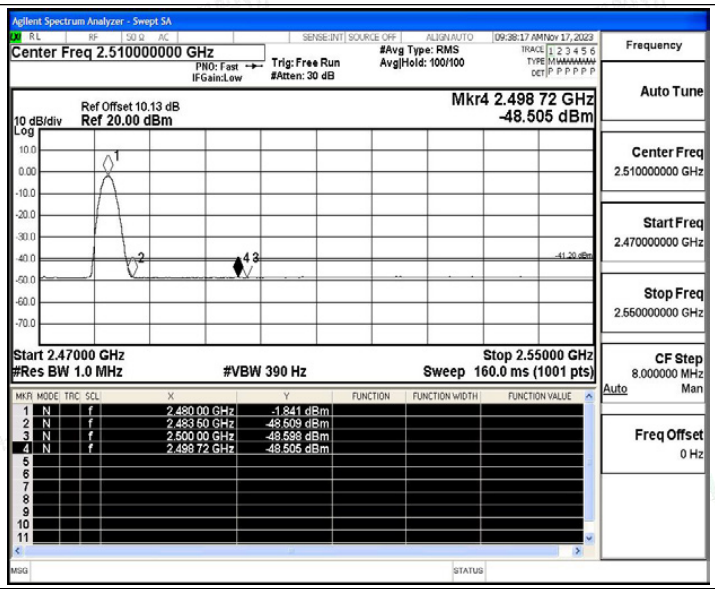

2DH5_Ant1_High_2480_Peak

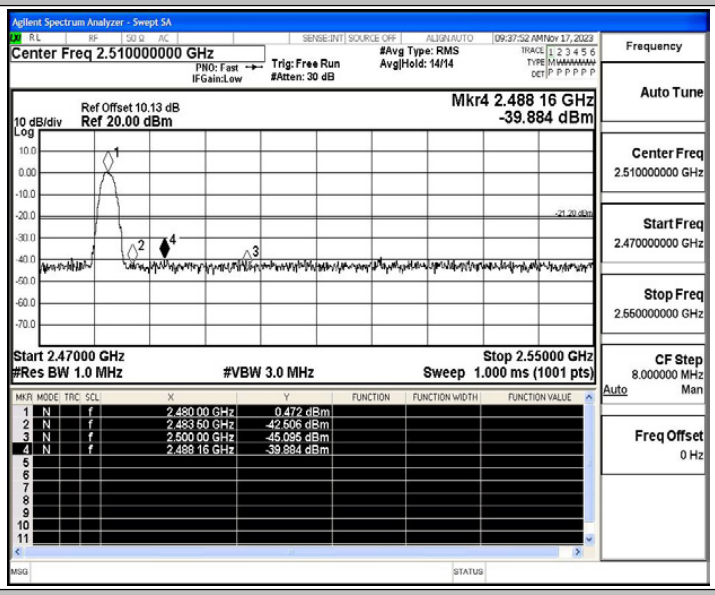

2DH5_Ant1_Low_Hop_2402_Peak

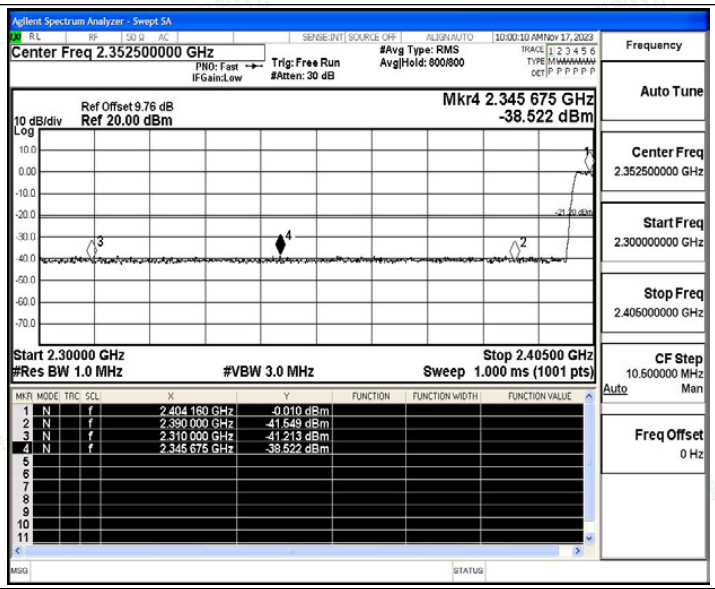

2DH5_Ant1_High_Hop_2480_Peak

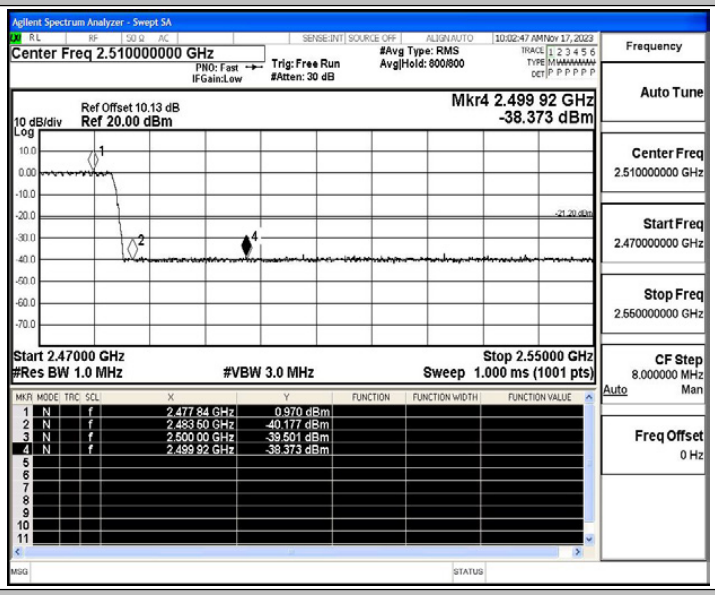

3DH5_Ant1_Low_2402_AV

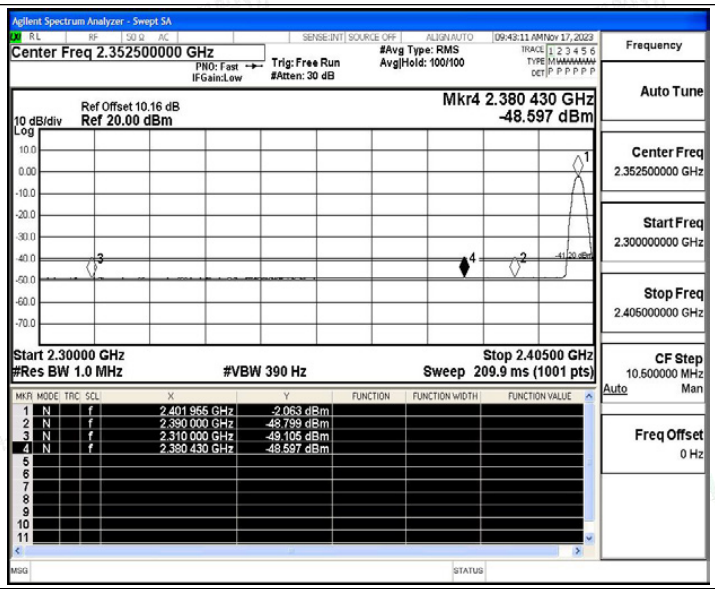

3DH5_Ant1_Low_2402_Peak

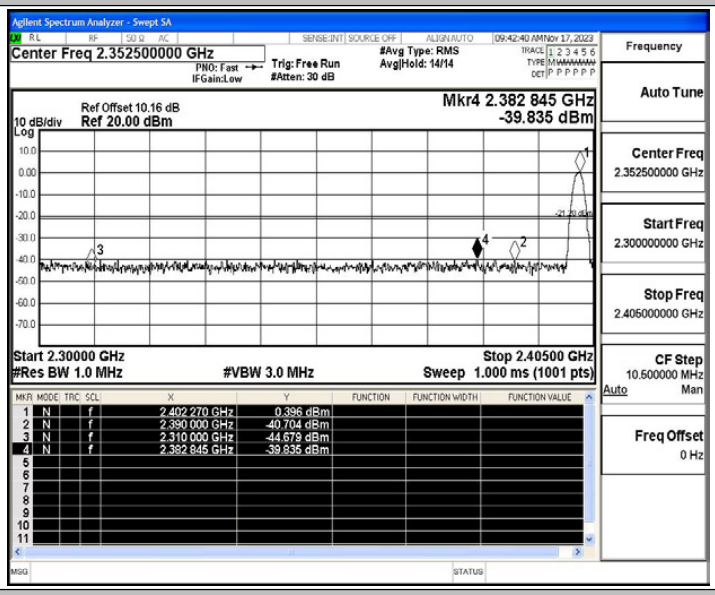

3DH5_Ant1_High_2480_AV

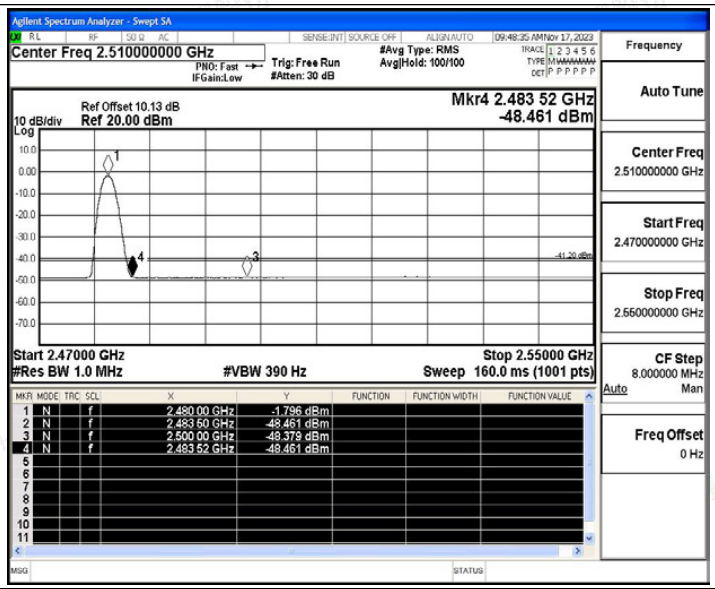

3DH5_Ant1_High_2480_Peak

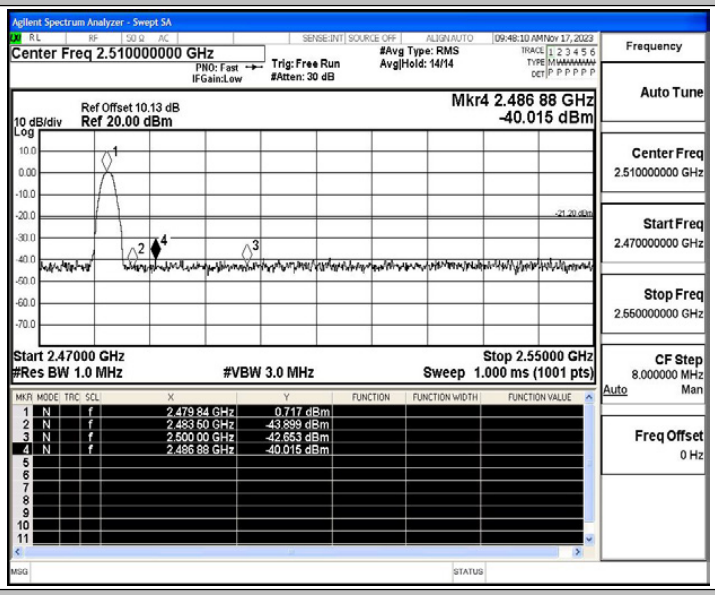

3DH5_Ant1_Low_Hop_2402_Peak

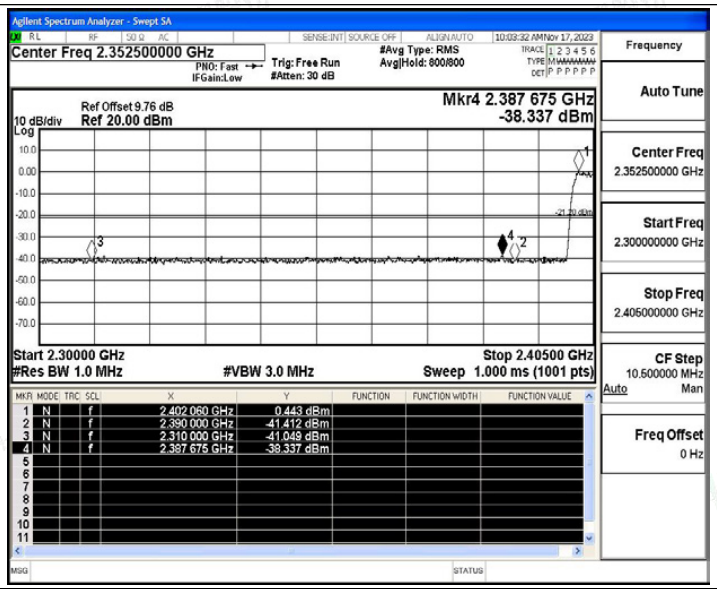
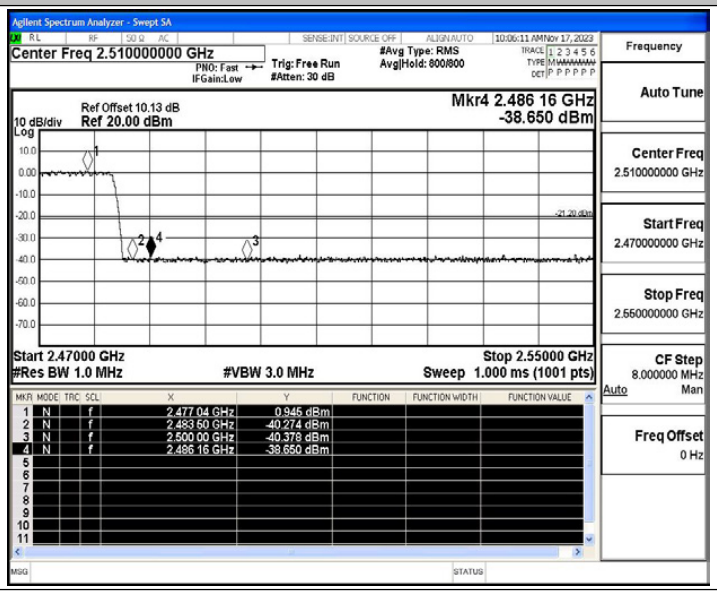
3DH5_Ant1_High_Hop_2480_Peak