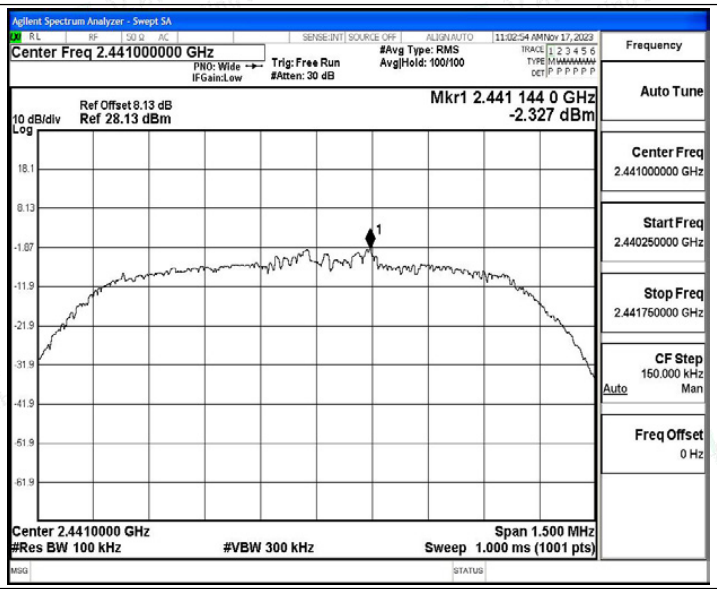

2DH5_Ant1_2441_30~1000

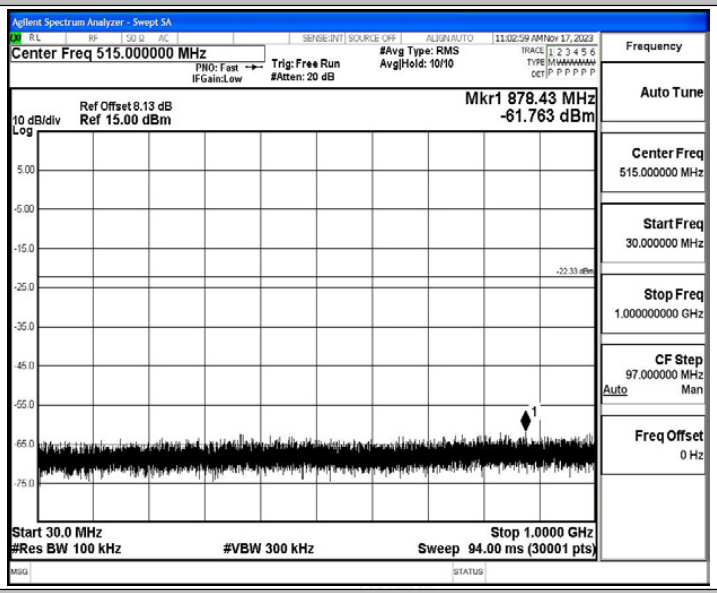

2DH5_Ant1_2441_1000~26500

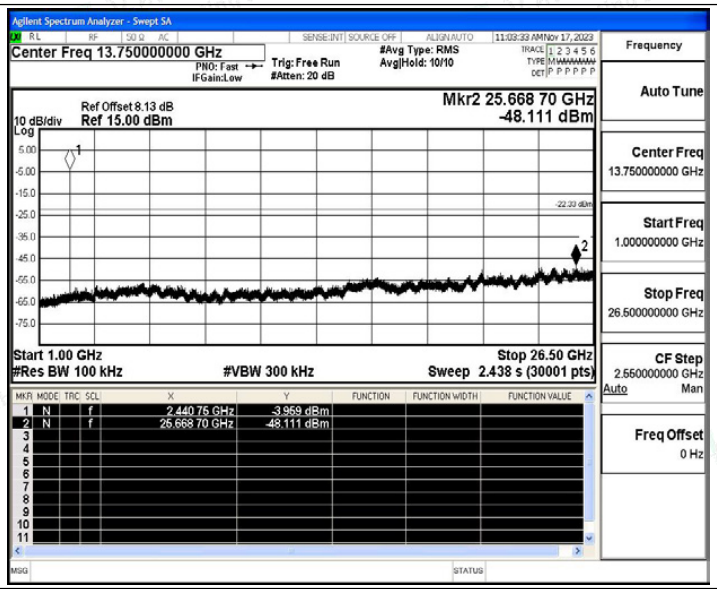

2DH5_Ant1_2480_0~Reference

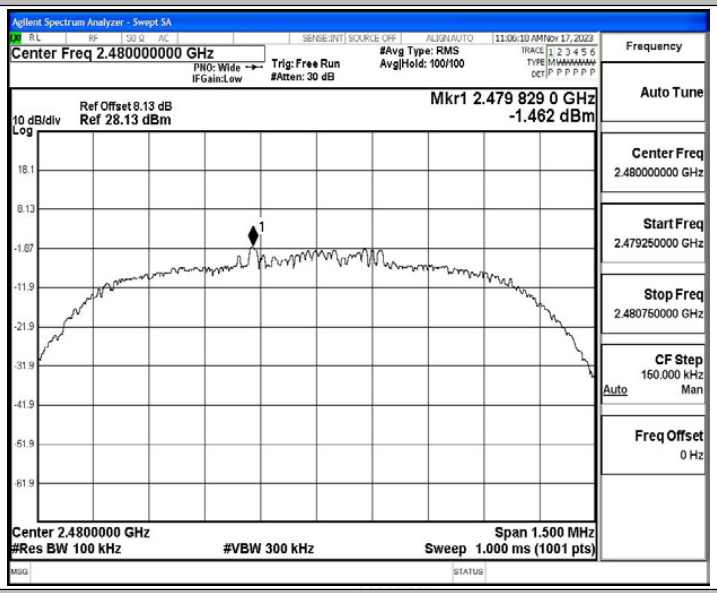

2DH5_Ant1_2480_30~1000

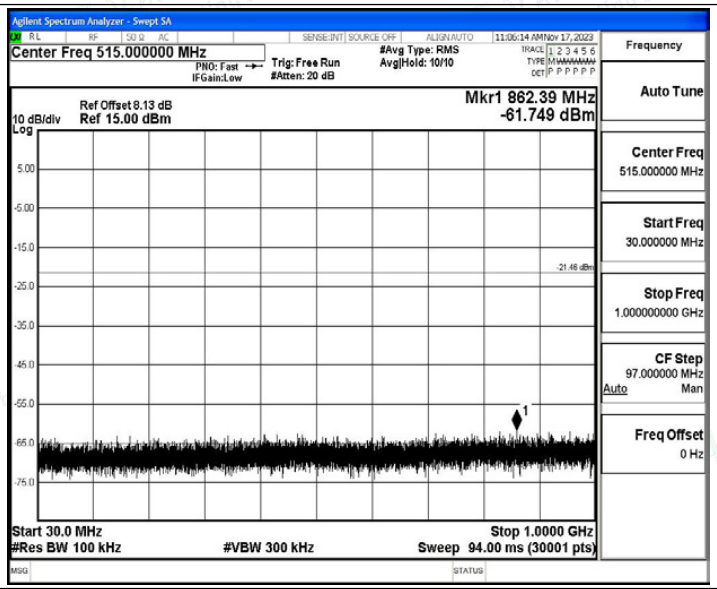

2DH5_Ant1_2480_1000~26500

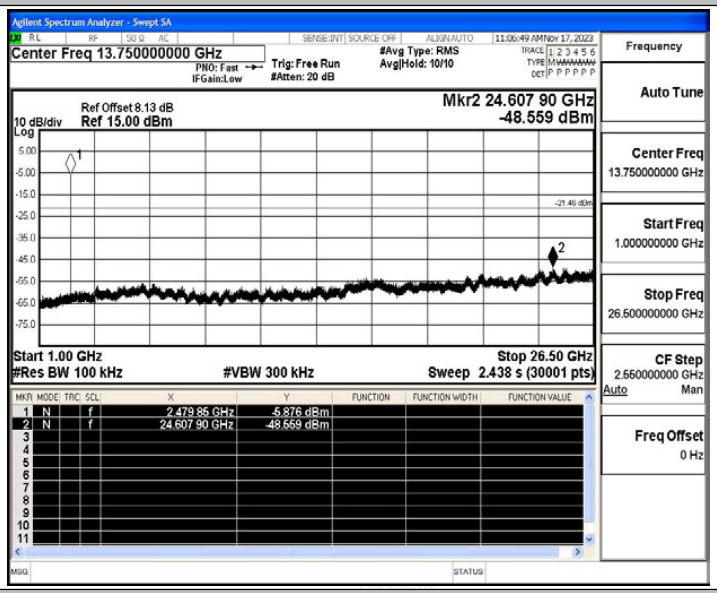

3DH5_Ant1_2402_0~Reference

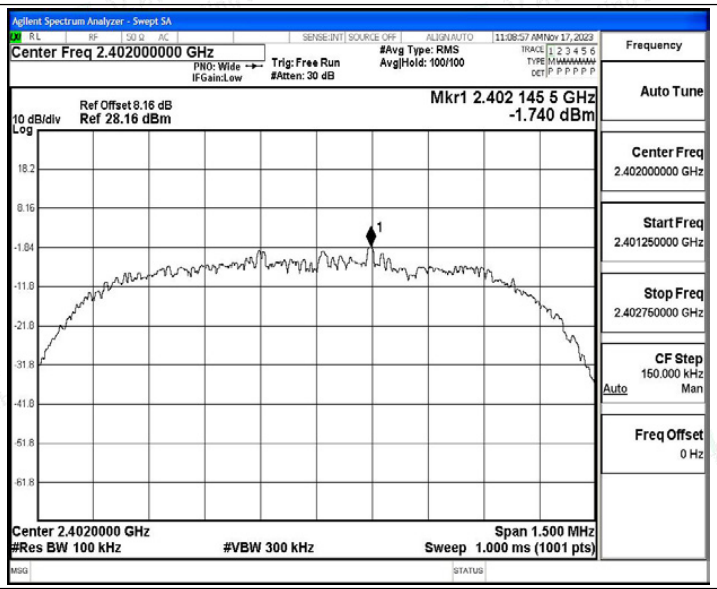

3DH5_Ant1_2402_30~1000

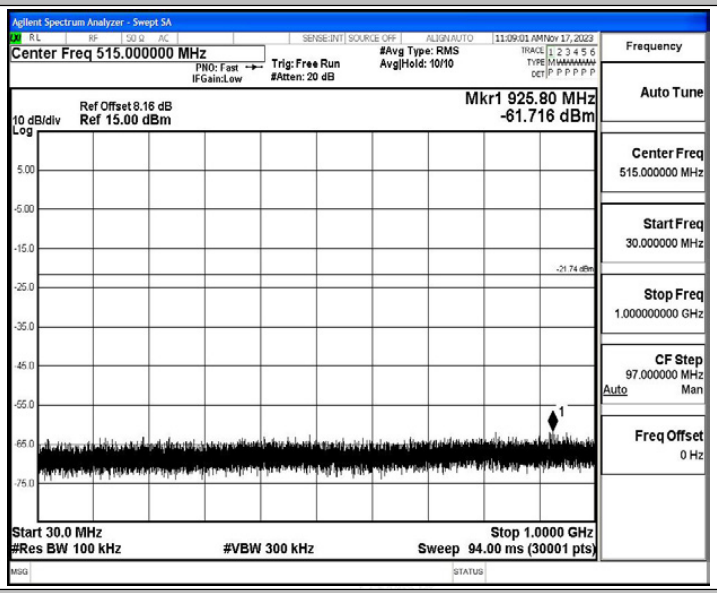

3DH5_Ant1_2402_1000~26500

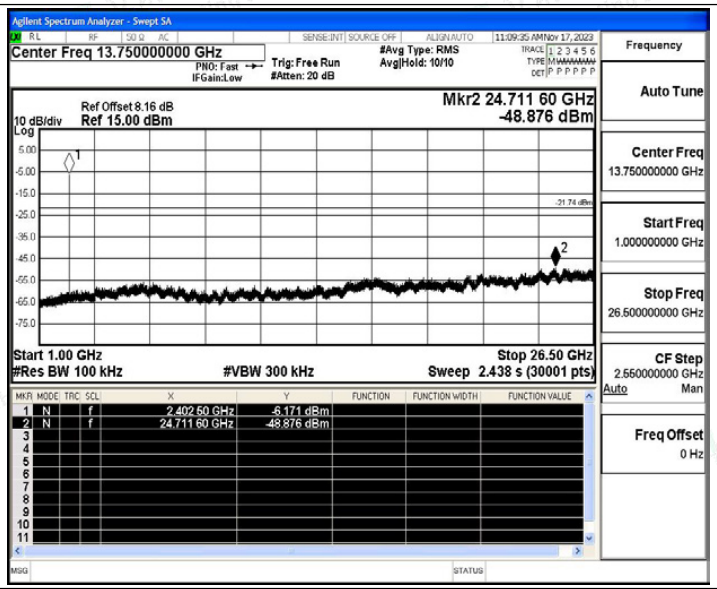

3DH5_Ant1_2441_0~Reference

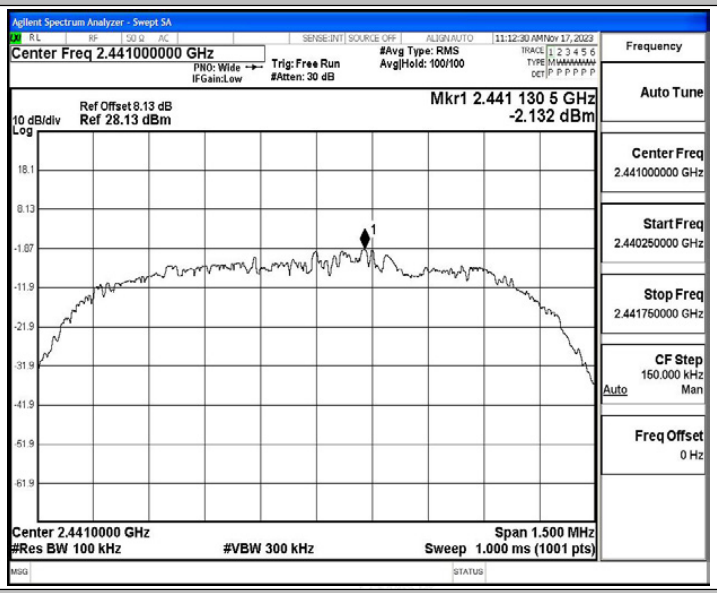

3DH5_Ant1_2441_30~1000

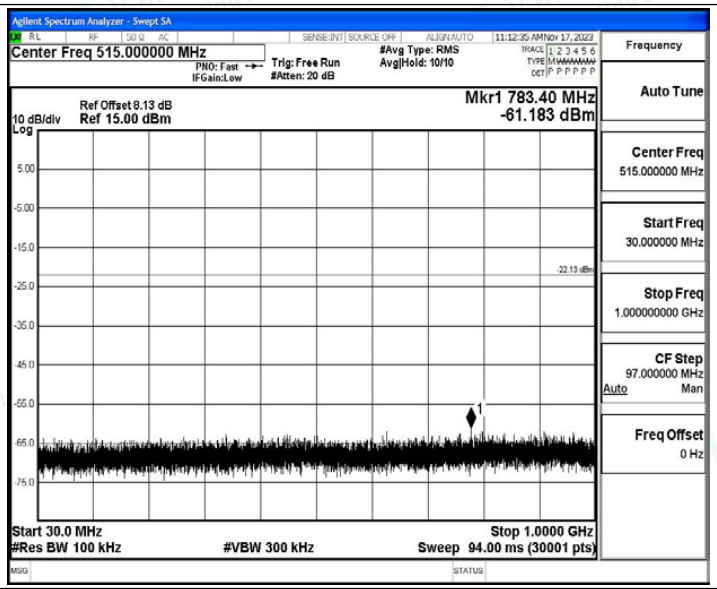

3DH5_Ant1_2441_1000~26500

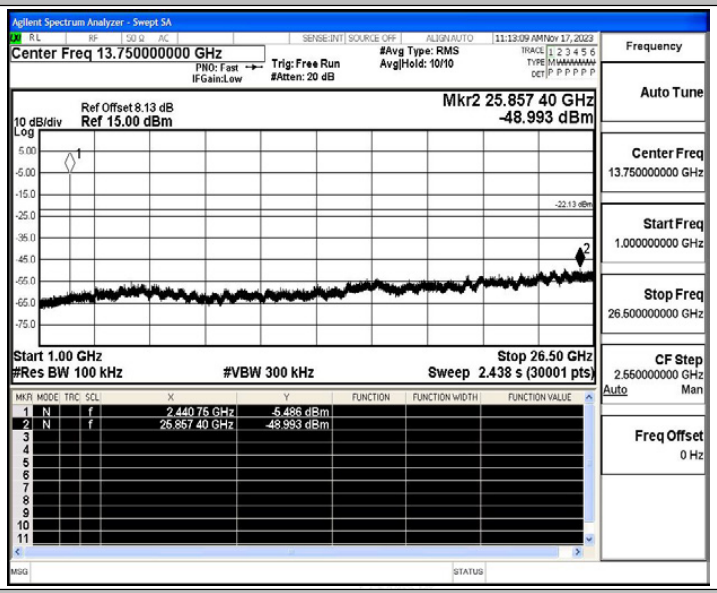

3DH5_Ant1_2480_0~Reference

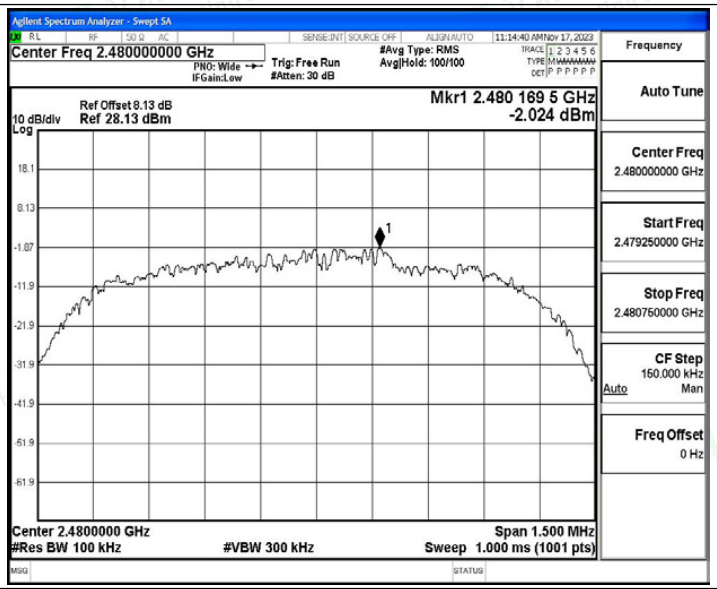

3DH5_Ant1_2480_30~1000

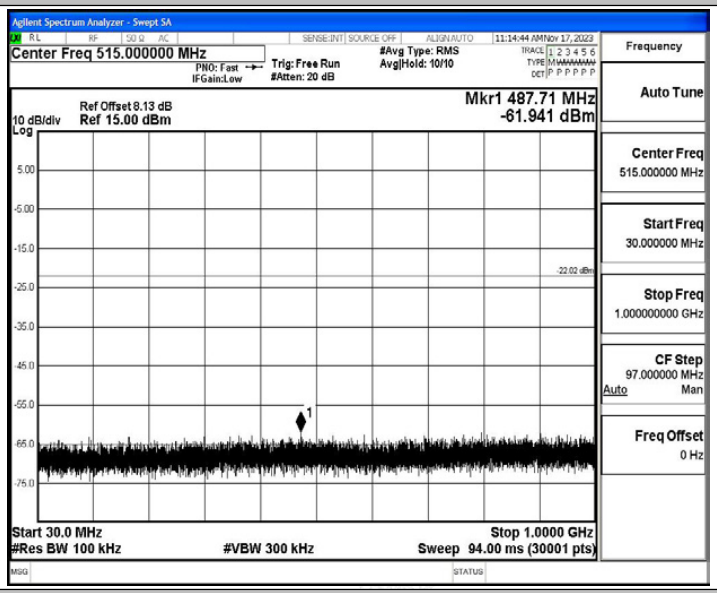

3DH5_Ant1_2480_1000~26500

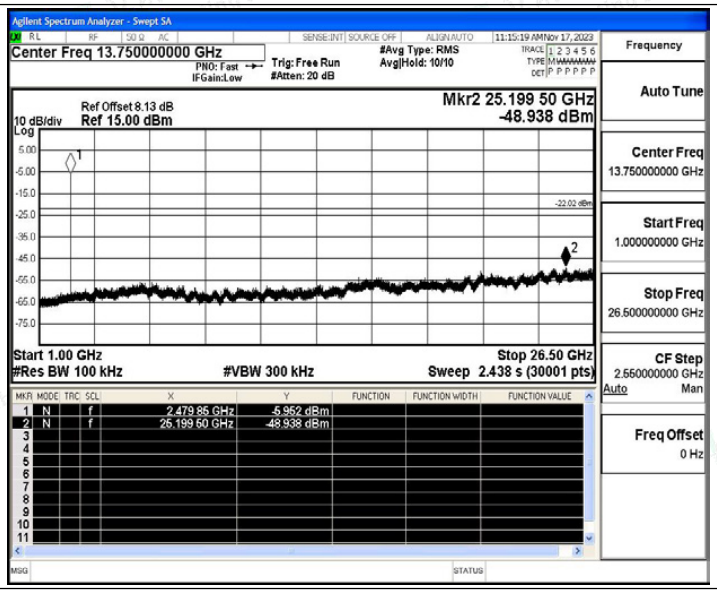
Agilent Spectrum Analyzer - Swept SA
Center Freq 13.750000000 GHz
PNO: Fast
IFGain:Low
Trig: Free Run
#Atten: 20 dB
#Avg Type: RMS
Avg|Hold: 10/10
11:15:19 AM Nov 17, 2023
Ref Offset 8.13 dB
10 dB/div
Ref 15.00 dBm
Log
Mkr2 25.199 50 GHz
-48.938 dBm
-22.02 dBm
Start 1.00 GHz
#Res BW 100 kHz
#VBW 300 kHz
Stop 26.50 GHz
Sweep 2.438 s (30001 pts)
1 N f 2.479 85 GHz -5.952 dBm
2 N f 25.199 50 GHz -48.938 dBm
Frequency
Auto Tune
Center Freq
13.750000000 GHz
Start Freq
1.000000000 GHz
Stop Freq
26.500000000 GHz
CF Step
2.550000000 GHz
Auto Man
Freq Offset
0 Hz

A.8 Emissions in Restricted Bands

Test Result

TestMode	Antenna	ChName	Channel	Detector	Freq. [MHz]	Result [dBm]	Limit [dBm]	Result [dBuV/m]	Limit [dBuV/m]	Verdict
DH5	Ant1	Low	2402	AV	2310.000	-49.05	≤-41.20	46.15	≤54	PASS
				AV	2384.000	-48.58	≤-41.20	46.62	≤54	PASS
				AV	2390.000	-48.85	≤-41.20	46.35	≤54	PASS
				Peak	2310.000	-43.45	≤-21.20	51.75	≤74	PASS
				Peak	2317.220	-39.22	≤-21.20	55.98	≤74	PASS
				Peak	2390.000	-42.95	≤-21.20	52.25	≤74	PASS
		High	2480	AV	2483.500	-48.57	≤-41.20	46.63	≤54	PASS
				AV	2491.840	-48.54	≤-41.20	46.66	≤54	PASS
				AV	2500.000	-48.59	≤-41.20	46.61	≤54	PASS
				Peak	2483.500	-43.49	≤-21.20	51.71	≤74	PASS
				Peak	2492.800	-40.09	≤-21.20	55.11	≤74	PASS
				Peak	2500.000	-44.93	≤-21.20	50.27	≤74	PASS
		Low	Hop_2402	Peak	2310.000	-41.09	≤-21.20	54.11	≤74	PASS
				Peak	2374.550	-38.42	≤-21.20	56.78	≤74	PASS
				Peak	2390.000	-41.78	≤-21.20	53.42	≤74	PASS
		High	Hop_2480	Peak	2483.500	-41.13	≤-21.20	54.07	≤74	PASS
				Peak	2497.200	-38.05	≤-21.20	57.15	≤74	PASS
				Peak	2500.000	-40.65	≤-21.20	54.55	≤74	PASS
2DH5	Ant1	Low	2402	AV	2310.000	-49.07	≤-41.20	46.13	≤54	PASS
				AV	2379.590	-48.6	≤-41.20	46.60	≤54	PASS
				AV	2390.000	-48.66	≤-41.20	46.54	≤54	PASS
				Peak	2310.000	-43.58	≤-21.20	51.62	≤74	PASS
				Peak	2351.030	-39.39	≤-21.20	55.81	≤74	PASS
				Peak	2390.000	-42.82	≤-21.20	52.38	≤74	PASS
		High	2480	AV	2483.500	-48.43	≤-41.20	46.77	≤54	PASS
				AV	2483.520	-48.43	≤-41.20	46.77	≤54	PASS
				AV	2500.000	-48.66	≤-41.20	46.54	≤54	PASS
				Peak	2483.500	-43.32	≤-21.20	51.88	≤74	PASS
				Peak	2493.040	-39.96	≤-21.20	55.24	≤74	PASS
				Peak	2500.000	-41.82	≤-21.20	53.38	≤74	PASS
		Low	Hop_2402	Peak	2310.000	-41.27	≤-21.20	53.93	≤74	PASS
				Peak	2370.350	-38.06	≤-21.20	57.14	≤74	PASS
				Peak	2390.000	-41.13	≤-21.20	54.07	≤74	PASS

		High	Hop_2480	Peak	2483.500	-40.79	≤-21.20	54.41	≤74	PASS
				Peak	2496.400	-37.24	≤-21.20	57.96	≤74	PASS
				Peak	2500.000	-40.74	≤-21.20	54.46	≤74	PASS
3DH5	Ant1	Low	2402	AV	2310.000	-49.1	≤-41.20	46.10	≤54	PASS
				AV	2383.895	-48.65	≤-41.20	46.55	≤54	PASS
				AV	2390.000	-48.84	≤-41.20	46.36	≤54	PASS
				Peak	2310.000	-43.05	≤-21.20	52.15	≤74	PASS
				Peak	2310.710	-39.32	≤-21.20	55.88	≤74	PASS
				Peak	2390.000	-43.76	≤-21.20	51.44	≤74	PASS
		High	2480	AV	2483.500	-48.47	≤-41.20	46.73	≤54	PASS
				AV	2483.520	-48.47	≤-41.20	46.73	≤54	PASS
				AV	2500.000	-48.59	≤-41.20	46.61	≤54	PASS
				Peak	2483.500	-43.46	≤-21.20	51.74	≤74	PASS
				Peak	2487.920	-40.04	≤-21.20	55.16	≤74	PASS
				Peak	2500.000	-43.03	≤-21.20	52.17	≤74	PASS
		Low	Hop_2402	Peak	2310.000	-42.26	≤-21.20	52.94	≤74	PASS
				Peak	2368.040	-38.36	≤-21.20	56.84	≤74	PASS
				Peak	2390.000	-40.6	≤-21.20	54.60	≤74	PASS
		High	Hop_2480	Peak	2483.500	-39.57	≤-21.20	55.63	≤74	PASS
				Peak	2497.360	-38.66	≤-21.20	56.54	≤74	PASS
				Peak	2500.000	-39.51	≤-21.20	55.69	≤74	PASS

Note:

1. The Antenna Gain is compensated in the graph.
2. The limit in dBm for average detector is conversion from 54dBuV/m, according to 15.209(a). The limit in dBm for peak detector is 20dB above the limit of average detector in dBm.

Test Graphs

DH5_Ant1_Low_2402_AV

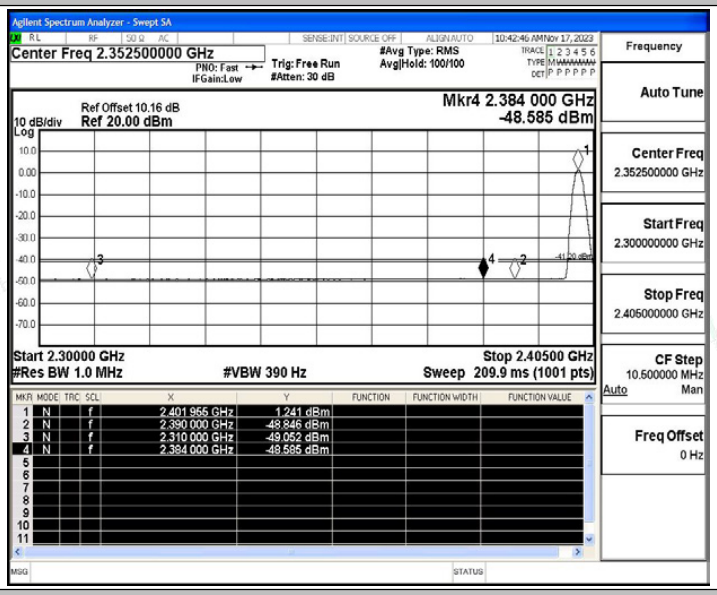

DH5_Ant1_Low_2402_Peak

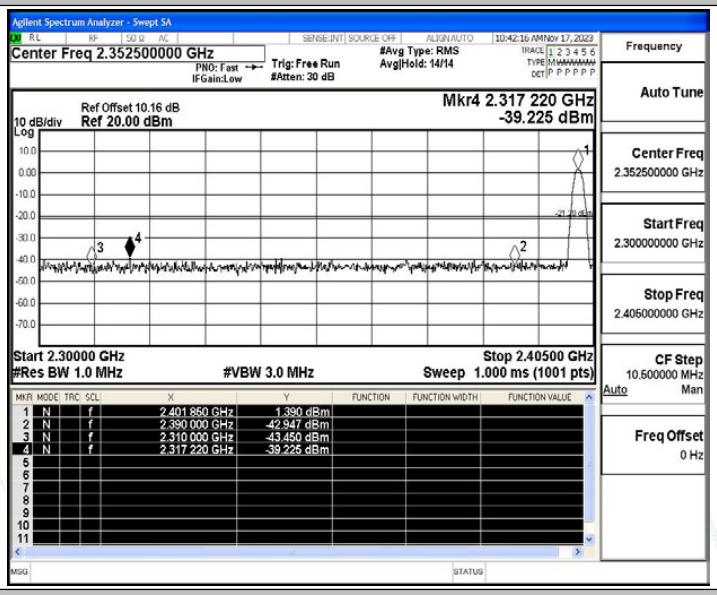

DH5_Ant1_High_2480_AV

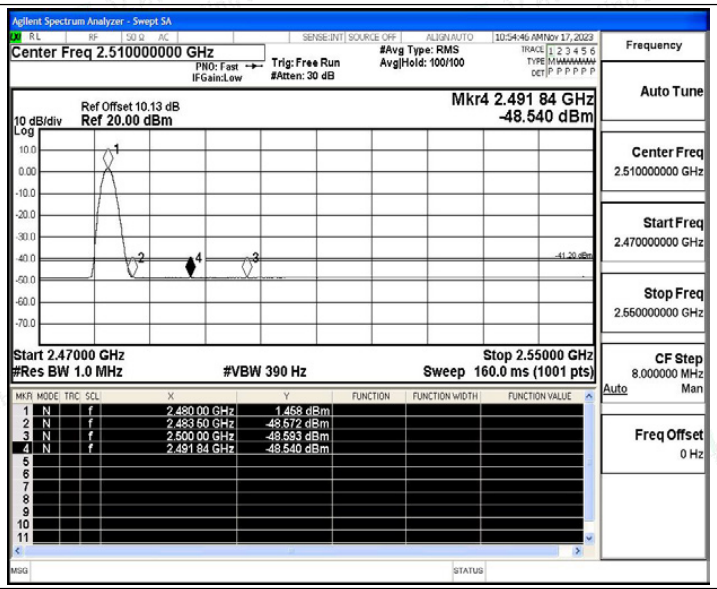

DH5_Ant1_High_2480_Peak

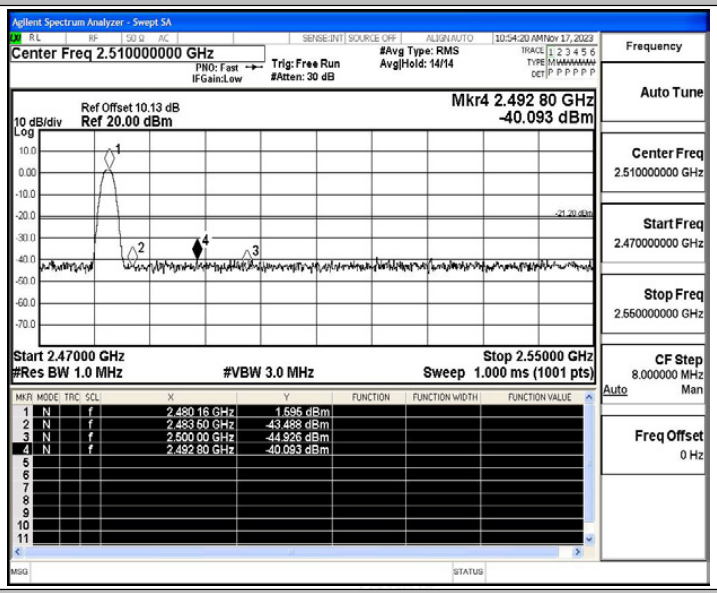

DH5_Ant1_Low_Hop_2402_Peak

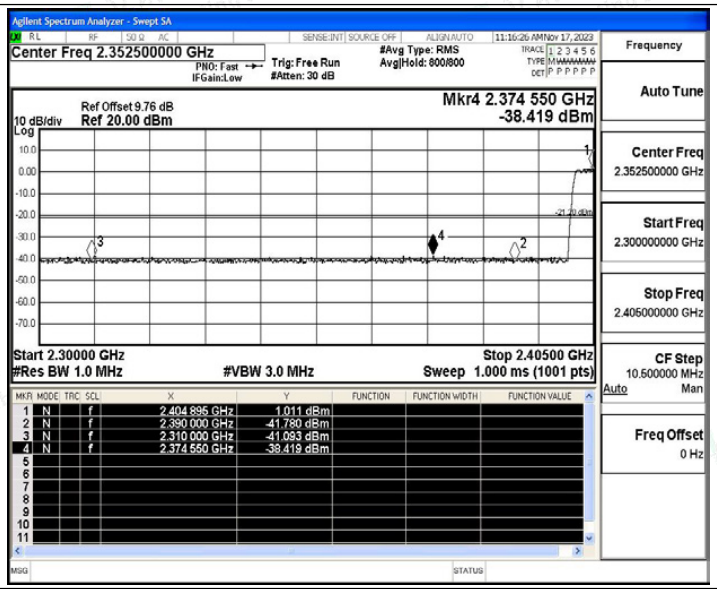

DH5_Ant1_High_Hop_2480_Peak

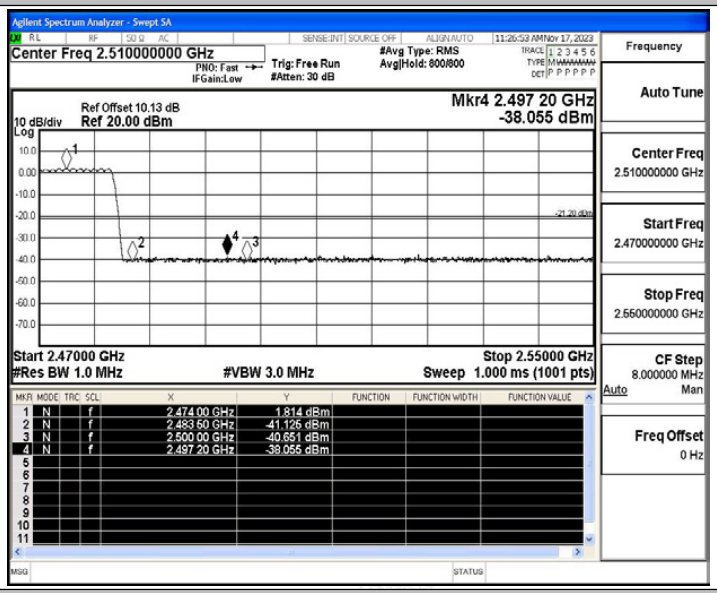

2DH5_Ant1_Low_2402_AV

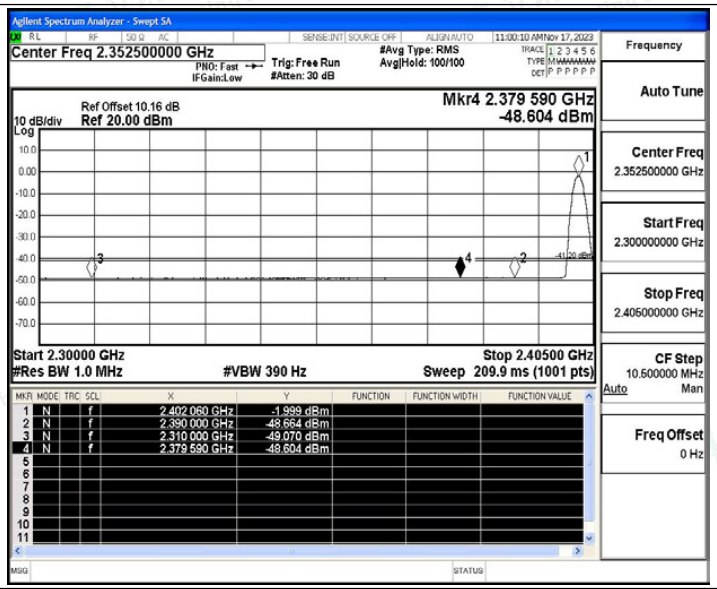

2DH5_Ant1_Low_2402_Peak

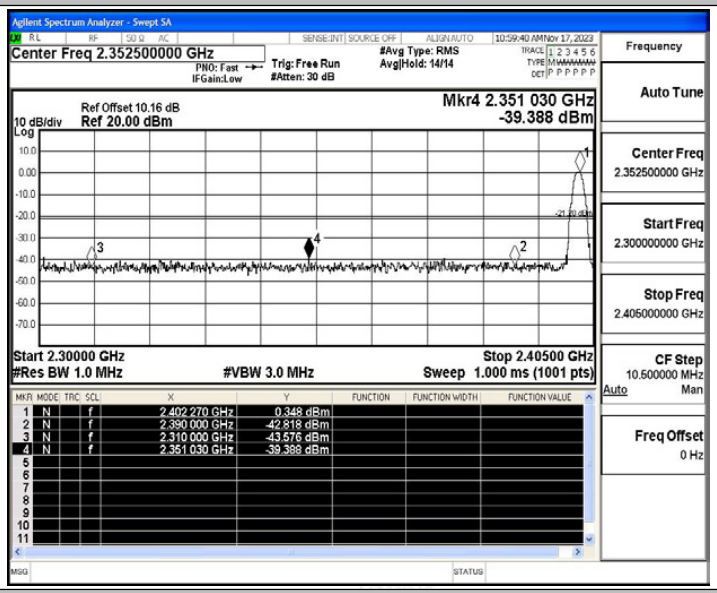

2DH5_Ant1_High_2480_AV

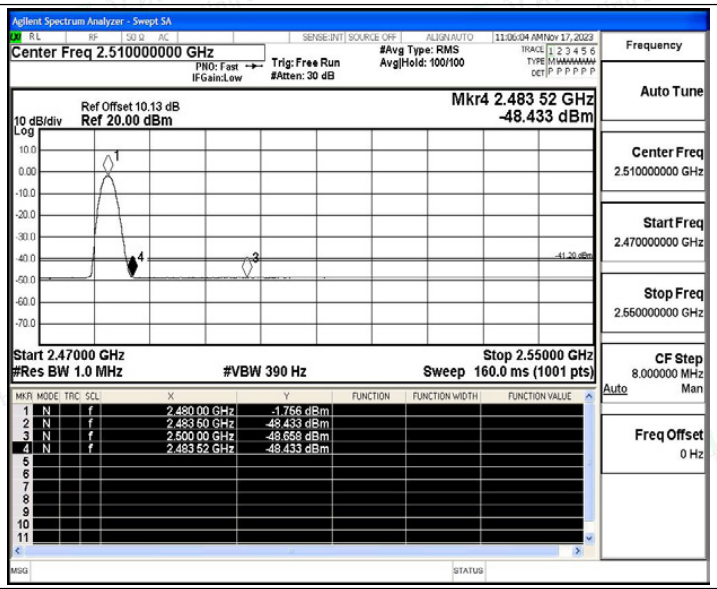

2DH5_Ant1_High_2480_Peak

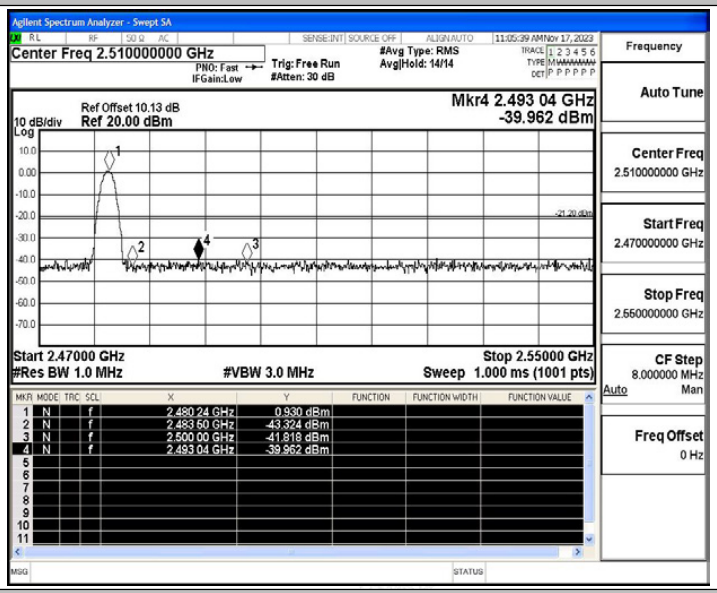

2DH5_Ant1_Low_Hop_2402_Peak

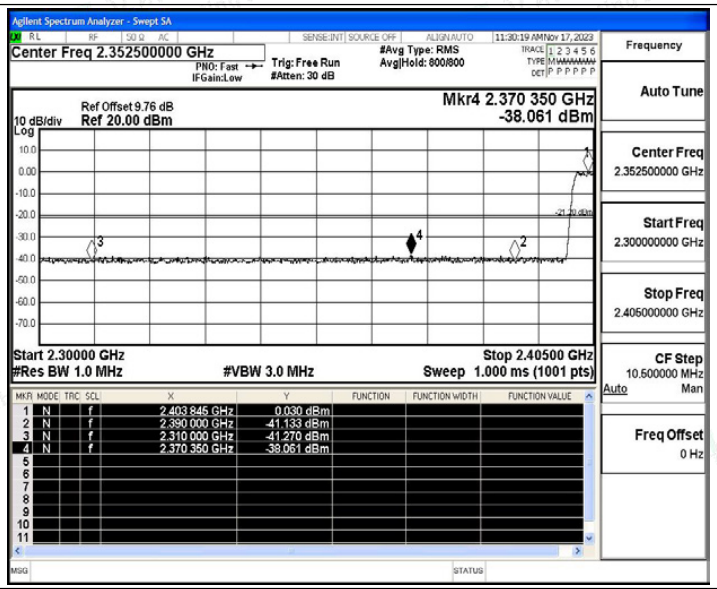

2DH5_Ant1_High_Hop_2480_Peak

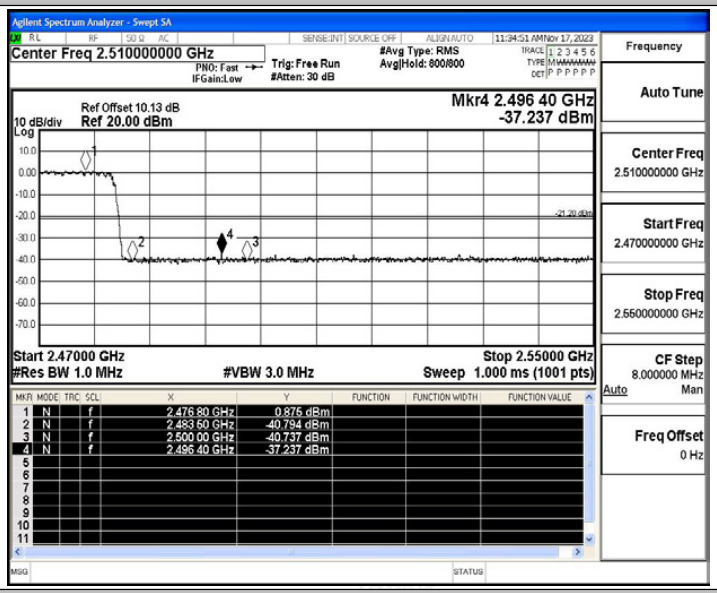

3DH5_Ant1_Low_2402_AV

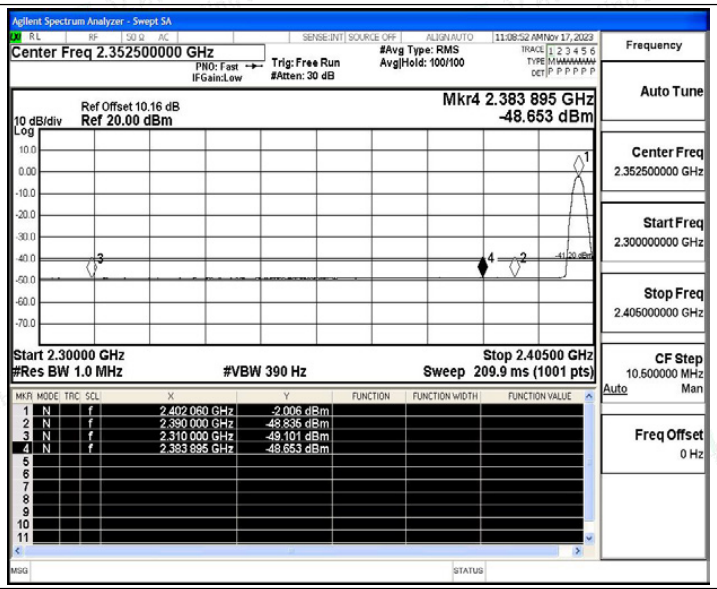

3DH5_Ant1_Low_2402_Peak

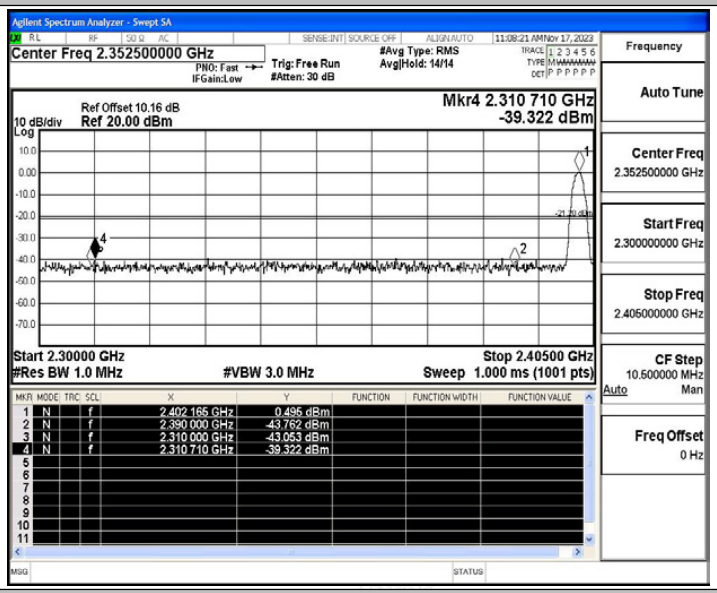

3DH5_Ant1_High_2480_AV

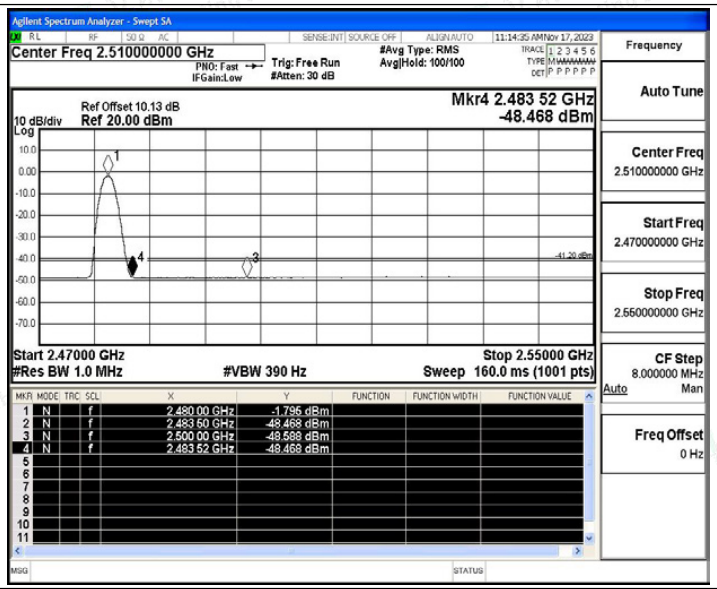

3DH5_Ant1_High_2480_Peak

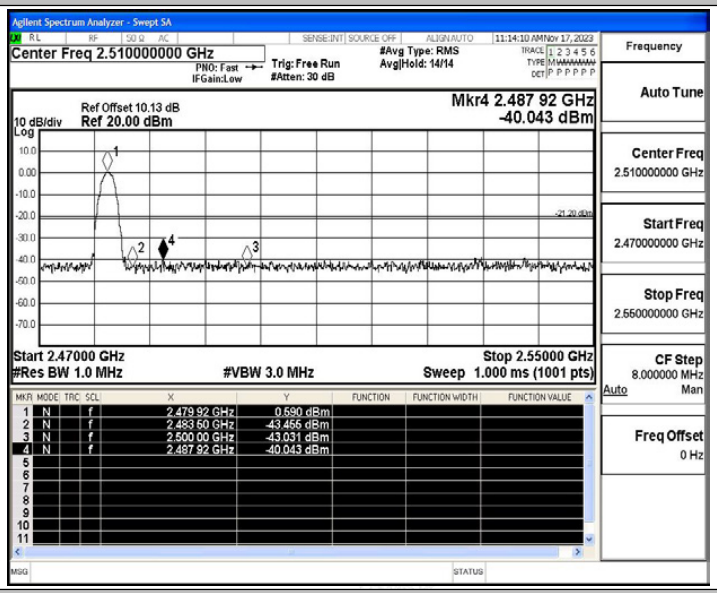

3DH5_Ant1_Low_Hop_2402_Peak

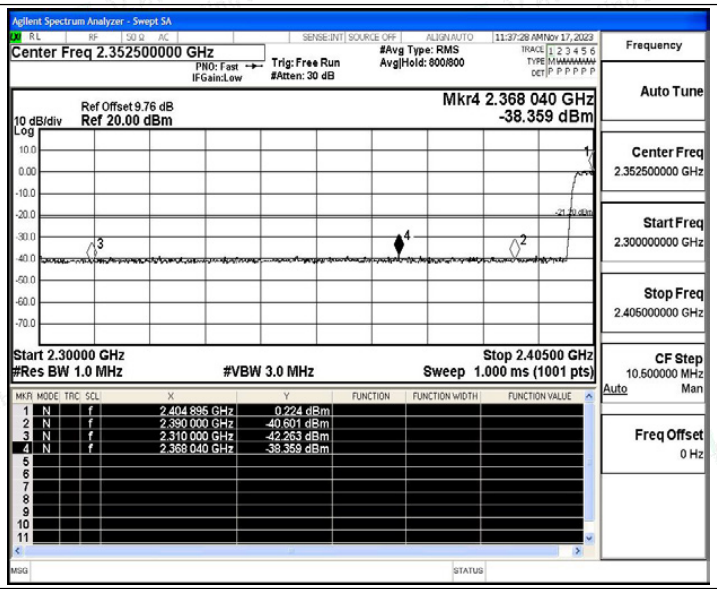
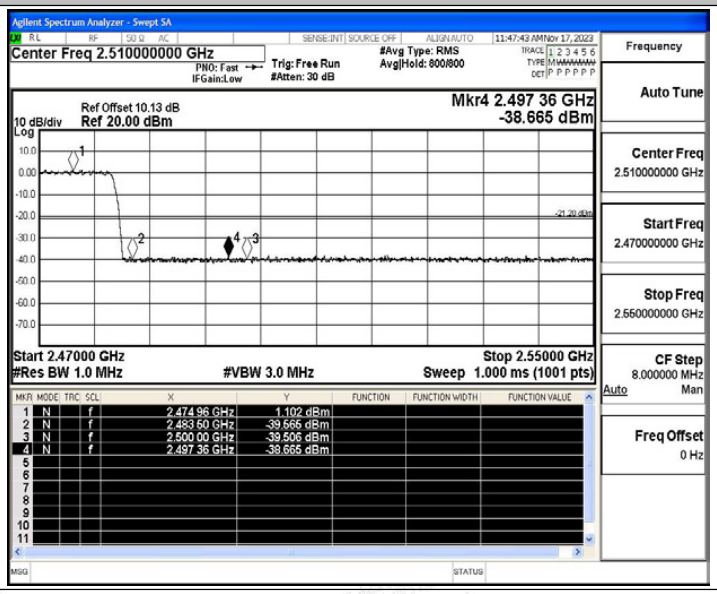
3DH5_Ant1_High_Hop_2480_Peak