Appendix A

RF Test Data for BT (Conducted Measurement)

Product Name: TV Dongle for PSA5035

Test Model: PSD5040

Environmental Conditions

Temperature:	23.8° C
Relative Humidity:	52.1%
ATM Pressure:	100.0 kPa
Test Engineer:	Paddi Chen
Supervised by:	Ling Zhu

A.1 20dB Emission Bandwidth

Test Result

TestMode	Antenna	Channel	20db EBW[MHz]	FL[MHz]	FH[MHz]	Verdict
DH5	Ant1	2402	1.008	2401.478	2402.486	---
		2441	0.960	2440.517	2441.477	---
		2480	0.966	2479.511	2480.477	---
2DH5	Ant1	2402	1.296	2401.346	2402.642	---
		2441	1.320	2440.325	2441.645	---
		2480	1.335	2479.319	2480.654	---
3DH5	Ant1	2402	1.305	2401.334	2402.639	---
		2441	1.305	2440.334	2441.639	---
		2480	1.305	2479.334	2480.639	---

Test Graphs

DH5_Ant1_2402

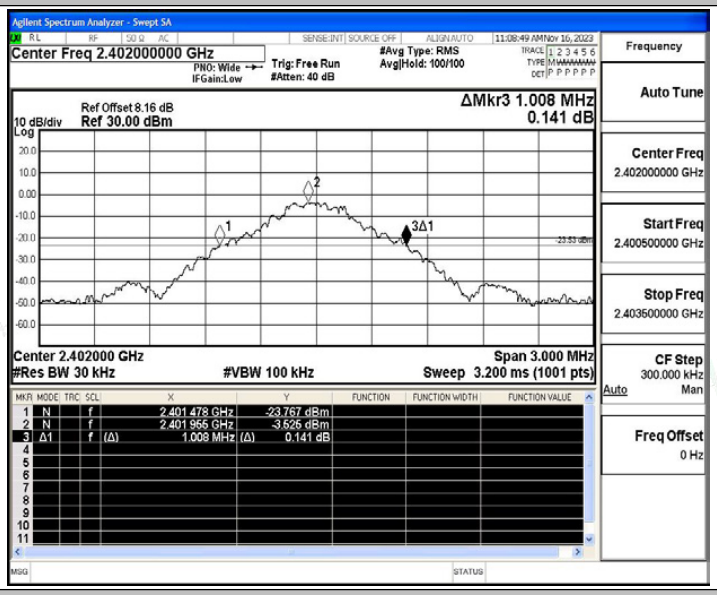

DH5_Ant1_2441

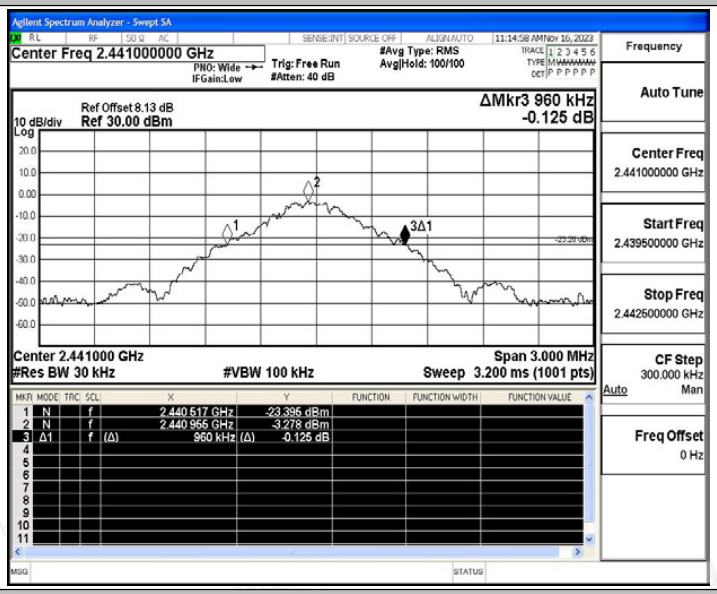

DH5_Ant1_2480

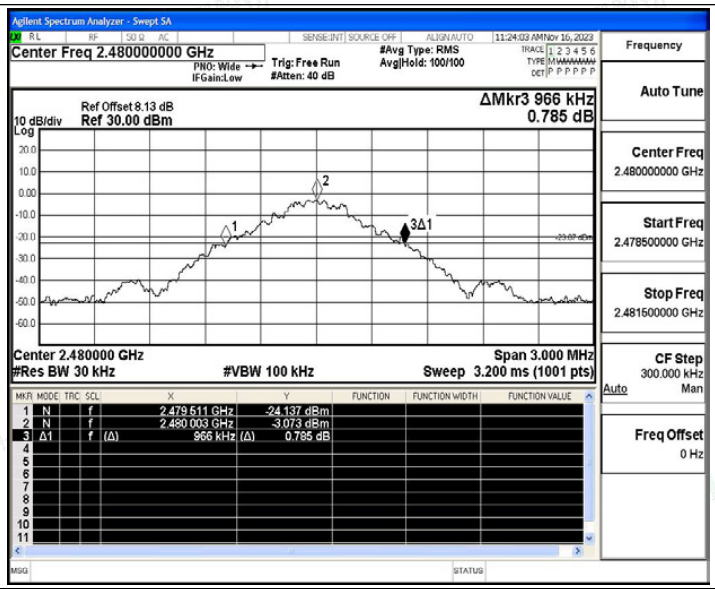

2DH5_Ant1_2402

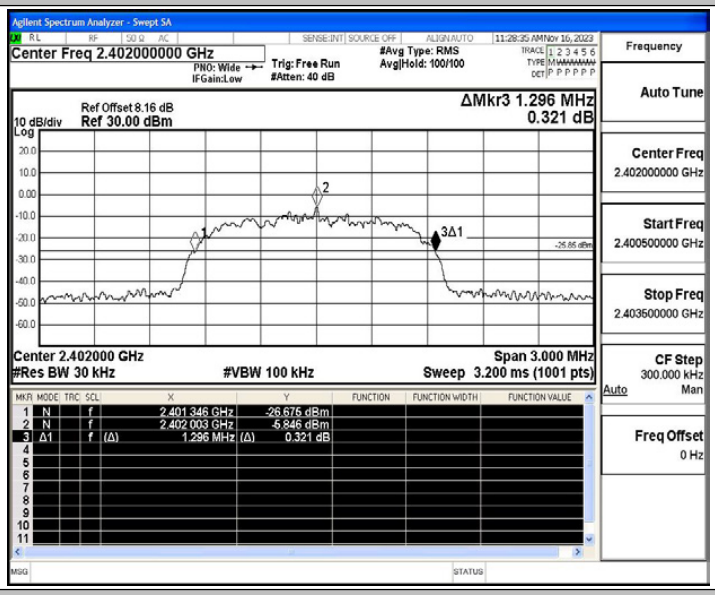

2DH5_Ant1_2441

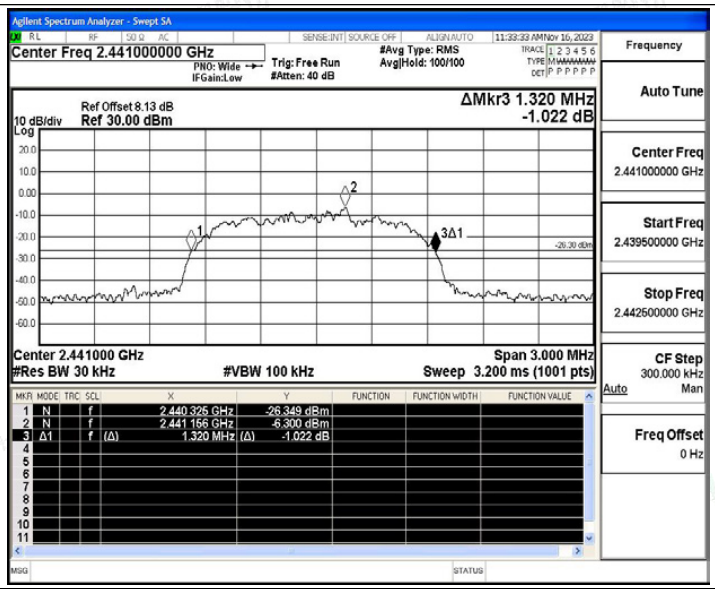

2DH5_Ant1_2480

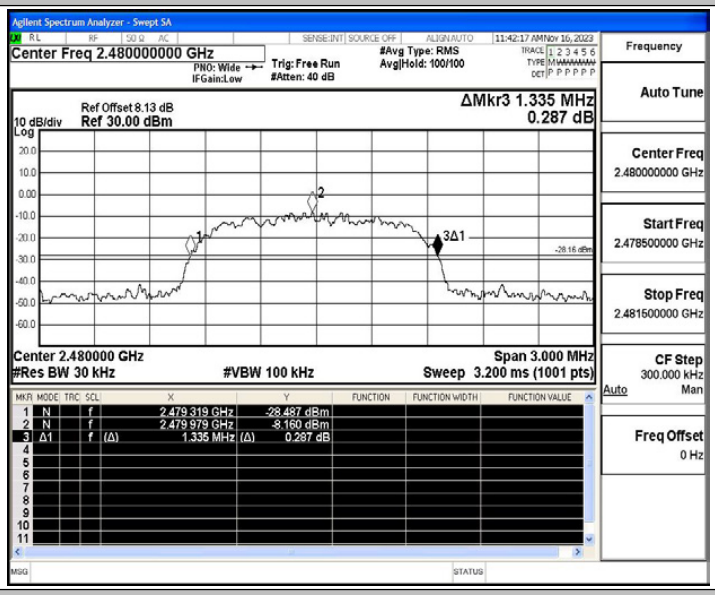

3DH5_Ant1_2402

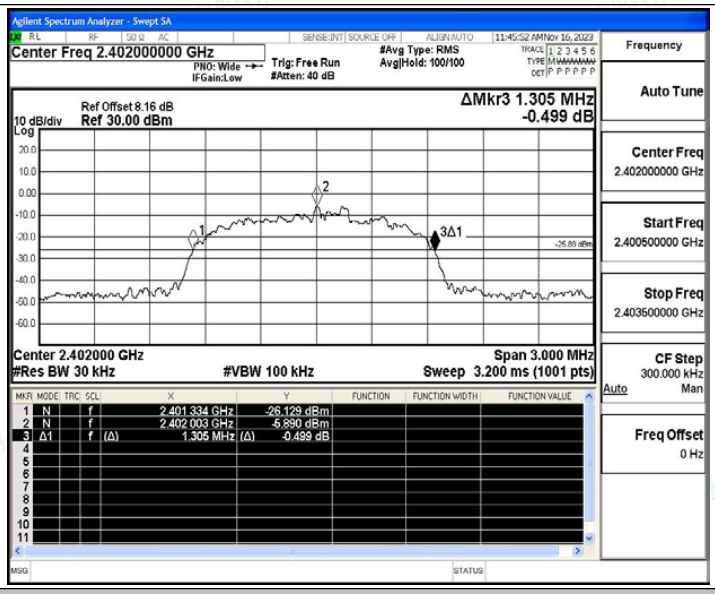

3DH5_Ant1_2441

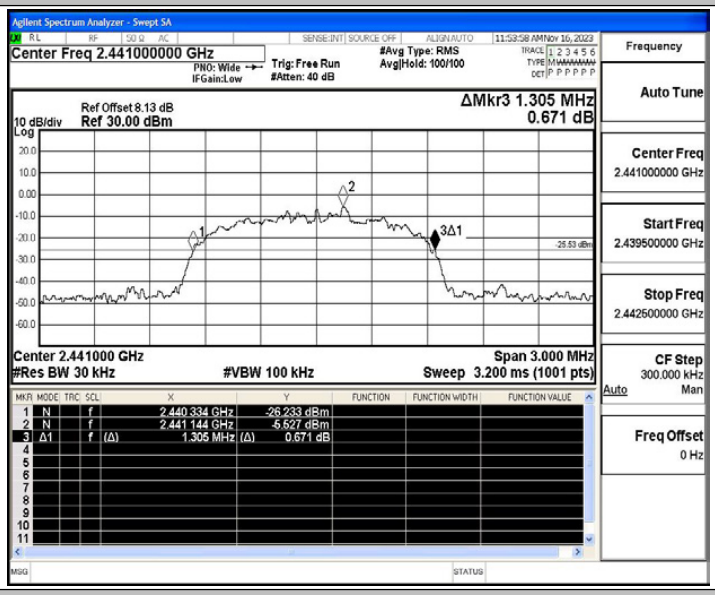

3DH5_Ant1_2480

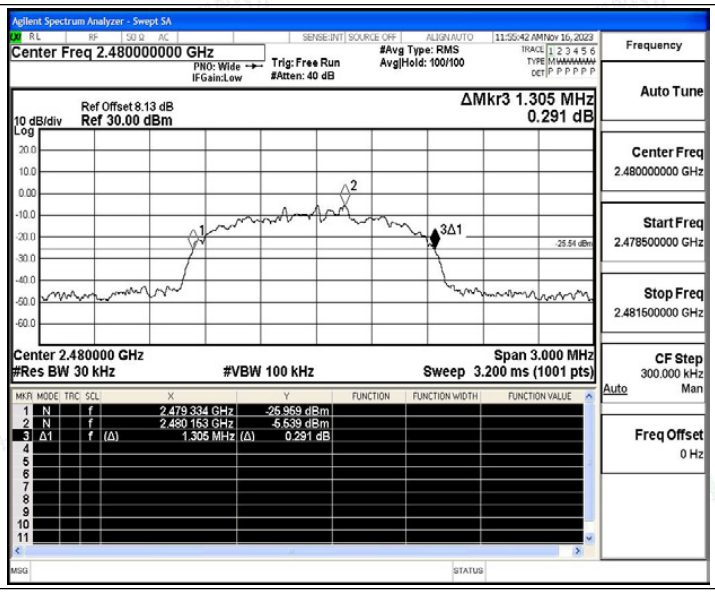
Agilent Spectrum Analyzer - Swept SA
Center Freq 2.480000000 GHz
PNO: Wide
IFGain:Low
Trig: Free Run
#Atten: 40 dB
#Avg Type: RMS
Avg|Hold: 100/100
11:59:42 AM Nov 16, 2023
Frequency
Auto Tune
Ref Offset 8.13 dB
10 dB/div Ref 30.00 dBm
Log
ΔMkr3 1.305 MHz
0.291 dB
Center Freq
2.480000000 GHz
Start Freq
2.478500000 GHz
Stop Freq
2.481500000 GHz
Center 2.480000 GHz
#Res BW 30 kHz
#VBW 100 kHz
Span 3.000 MHz
Sweep 3.200 ms (1001 pts)
CF Step
300.000 kHz
Auto Man
Freq Offset
0 Hz
1 N f 2.479 334 GHz -25.959 dBm
2 N f 2.480 153 GHz -5.539 dBm
3 Δ1 f (Δ) 1.305 MHz (Δ) 0.291 dB

A.2 Maximum conducted output power

Test Result

TestMode	Antenna	Channel	Result[dBm]	Limit[dBm]	Verdict
DH5	Ant1	2402	-0.4	≤21	PASS
		2441	-0.08	≤21	PASS
		2480	-0.02	≤21	PASS
2DH5	Ant1	2402	-0.96	≤21	PASS
		2441	-0.84	≤21	PASS
		2480	-0.62	≤21	PASS
3DH5	Ant1	2402	-0.84	≤21	PASS
		2441	-0.6	≤21	PASS
		2480	-0.53	≤21	PASS

Test Graphs

DH5_Ant1_2402

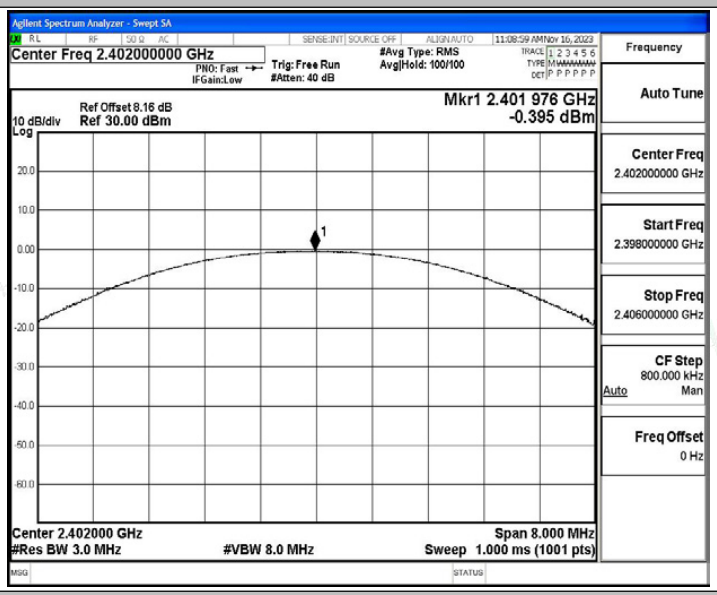

DH5_Ant1_2441

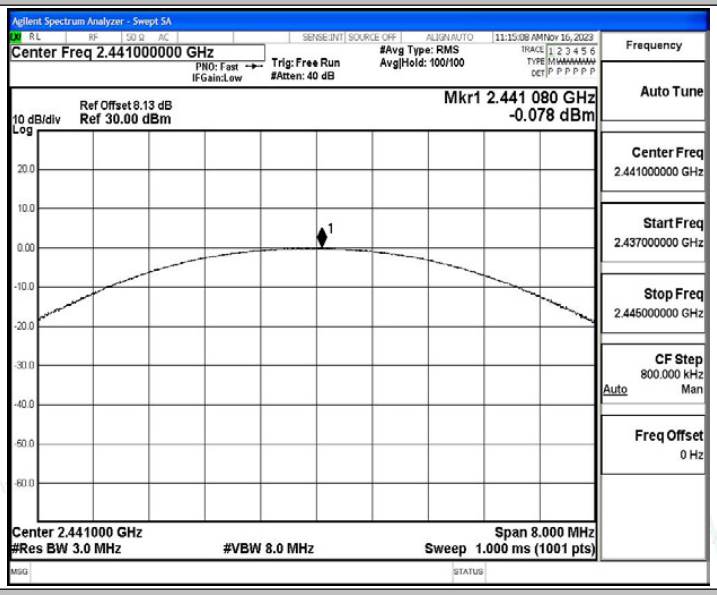

DH5_Ant1_2480

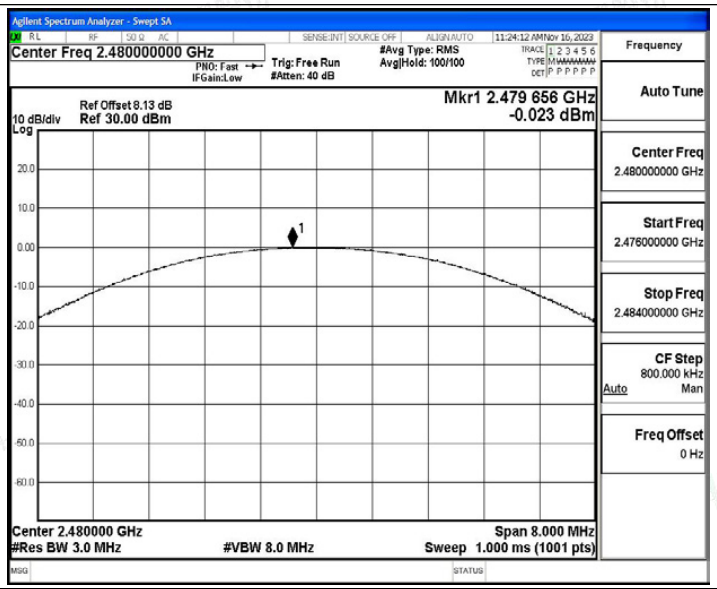

2DH5_Ant1_2402

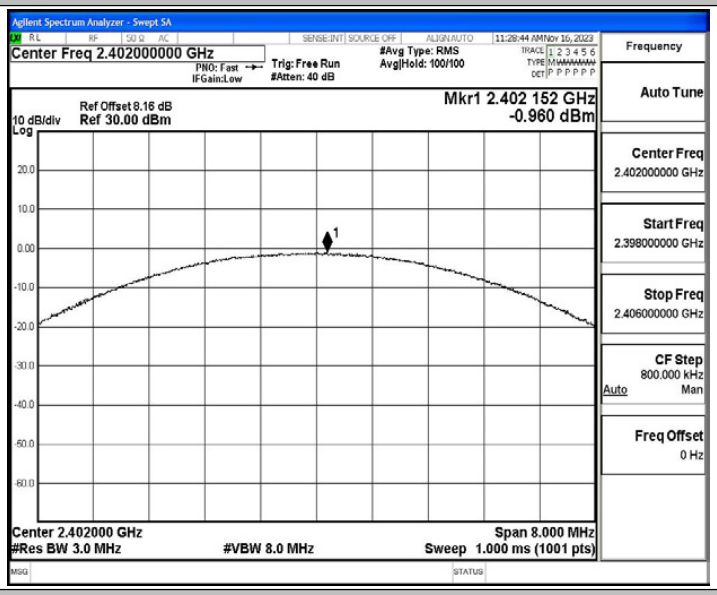

2DH5_Ant1_2441

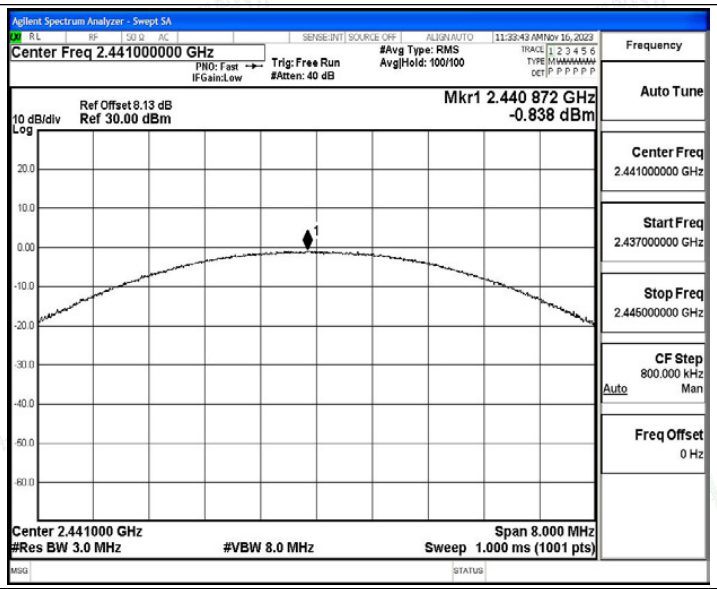

2DH5_Ant1_2480

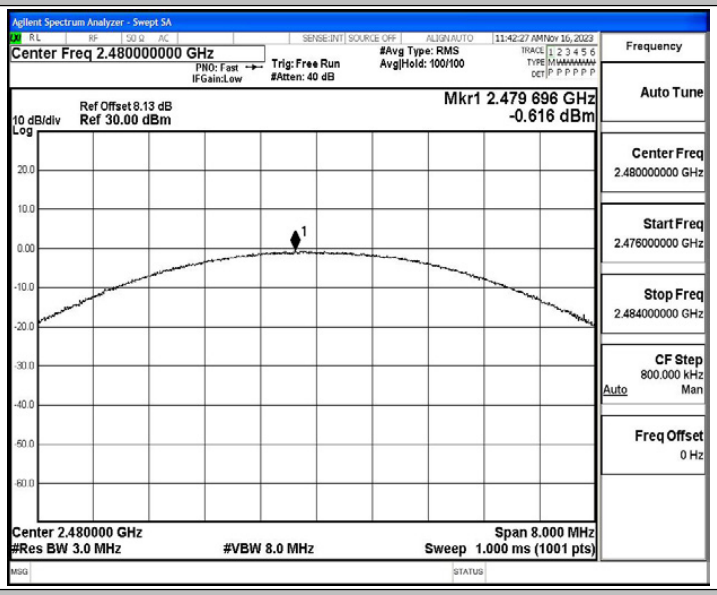

3DH5_Ant1_2402

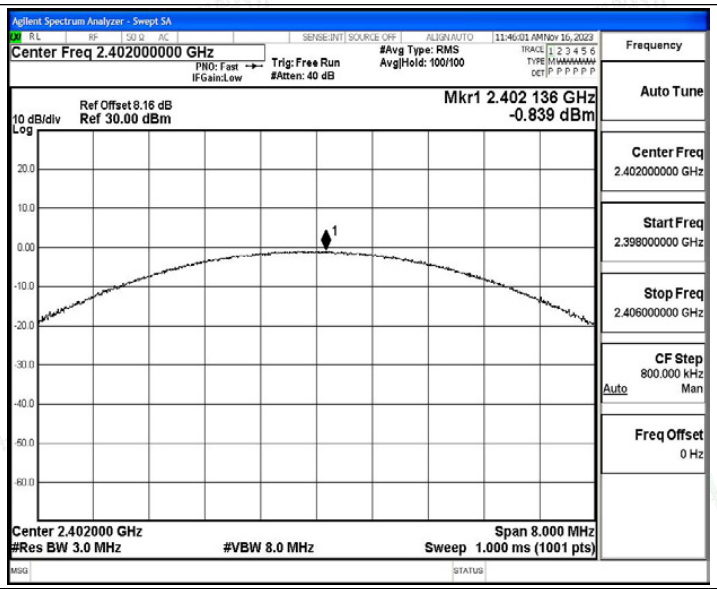

3DH5_Ant1_2441

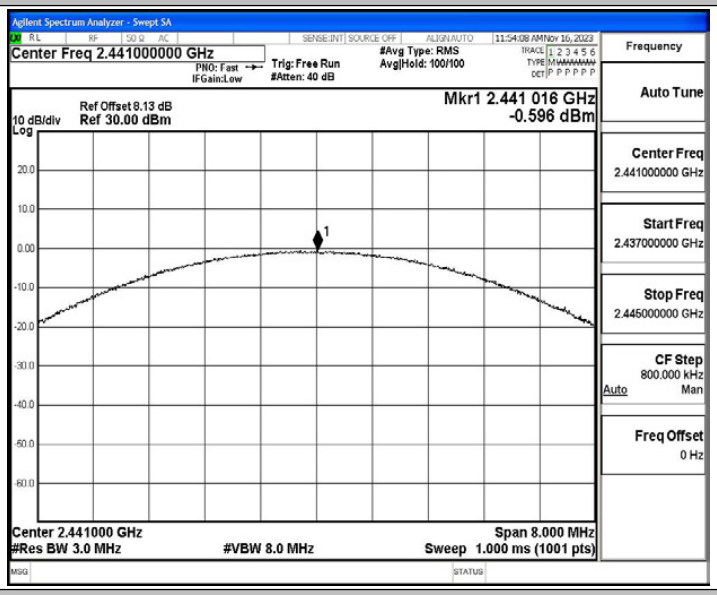

3DH5_Ant1_2480

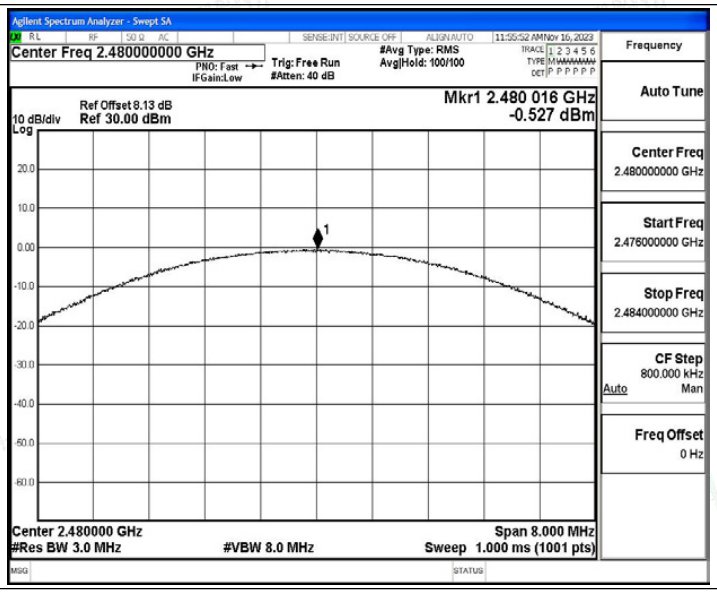
Agilent Spectrum Analyzer - Swept SA
Center Freq 2.480000000 GHz
PNO: Fast
IFGain:Low
Trig: Free Run
#Atten: 40 dB
#Avg Type: RMS
Avg|Hold: 100/100
11:59:52 AM Nov 16, 2023
Frequency
Auto Tune
Ref Offset 8.13 dB
10 dB/div Ref 30.00 dBm
Log
Mkr1 2.480 016 GHz
-0.527 dBm
Center Freq
2.480000000 GHz
Start Freq
2.476000000 GHz
Stop Freq
2.484000000 GHz
CF Step
800.000 kHz
Auto Man
Freq Offset
0 Hz
Center 2.480000 GHz
#Res BW 3.0 MHz
#VBW 8.0 MHz
Span 8.000 MHz
Sweep 1.000 ms (1001 pts)

A.3 Carrier frequency separation

Test Result

TestMode	Antenna	Channel	Result[MHz]	Limit[MHz]	Verdict
DH5	Ant1	Hop	1.152	≥1.008	PASS
2DH5	Ant1	Hop	1.022	≥0.890	PASS
3DH5	Ant1	Hop	1.242	≥0.870	PASS

Test Graphs

DH5_Ant1_Hop

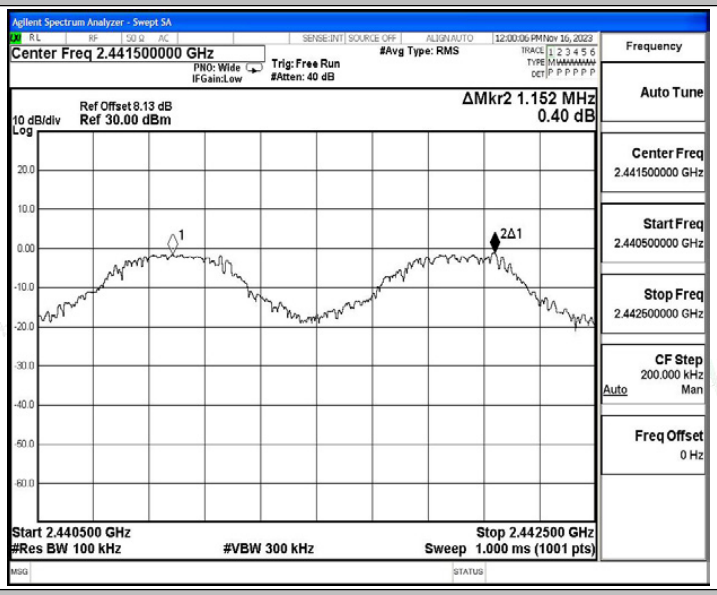

2DH5_Ant1_Hop

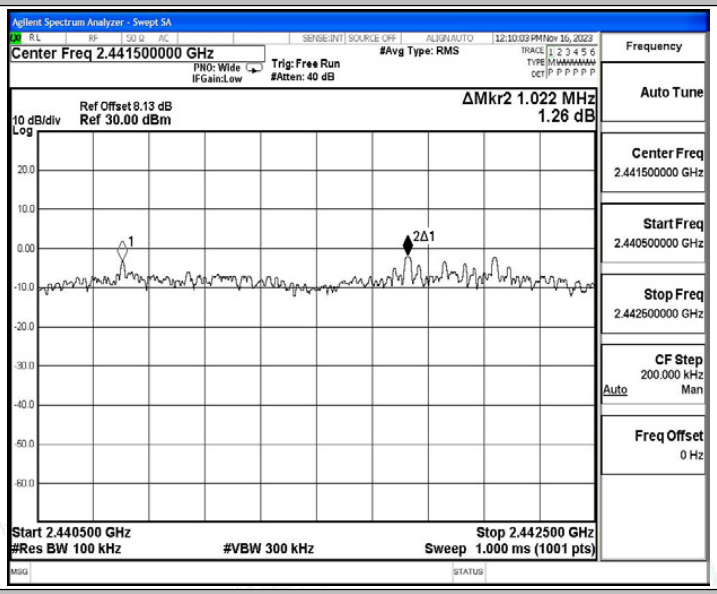

3DH5_Ant1_Hop

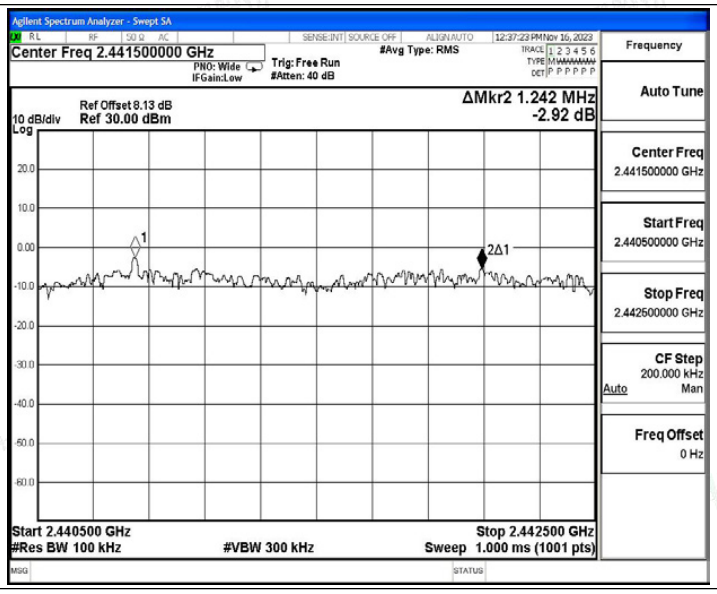
Agilent Spectrum Analyzer - Swept SA
Center Freq 2.441500000 GHz
PNO: Wide
IFGain:Low
Trig: Free Run
#Atten: 40 dB
#Avg Type: RMS
Ref Offset 8.13 dB
10 dB/div Ref 30.00 dBm
Log
ΔMkr2 1.242 MHz
-2.92 dB
Start 2.440500 GHz
#Res BW 100 kHz
#VBW 300 kHz
Stop 2.442500 GHz
Sweep 1.000 ms (1001 pts)
Frequency
Auto Tune
Center Freq
2.441500000 GHz
Start Freq
2.440500000 GHz
Stop Freq
2.442500000 GHz
CF Step
200.000 kHz
Auto Man
Freq Offset
0 Hz

A.4 Time of occupancy

Test Result

TestMode	Antenna	Channel	BurstWidth [ms]	TotalHops [Num]	Result[s]	Limit[s]	Verdict
DH5	Ant1	Hop	2.880	106.67	0.307	≤0.4	PASS
2DH5	Ant1	Hop	2.884	106.67	0.308	≤0.4	PASS
3DH5	Ant1	Hop	2.885	106.67	0.308	≤0.4	PASS

Test Graphs

DH5_Ant1_Hop

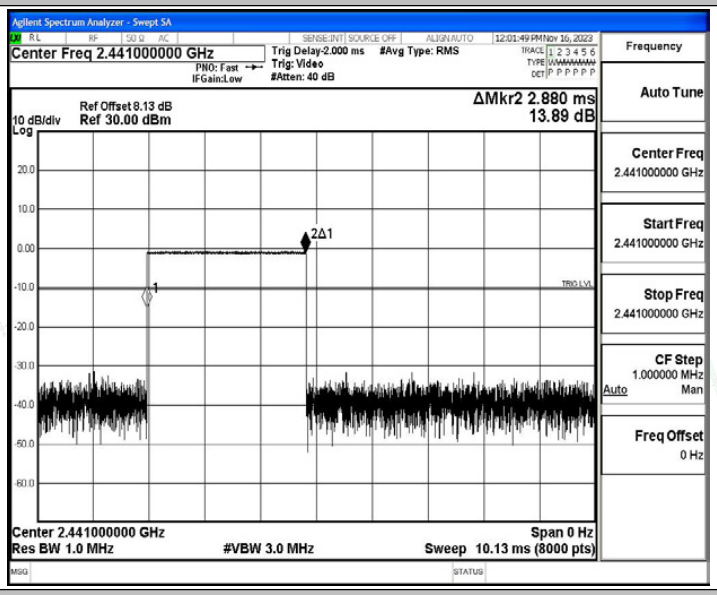

2DH5_Ant1_Hop

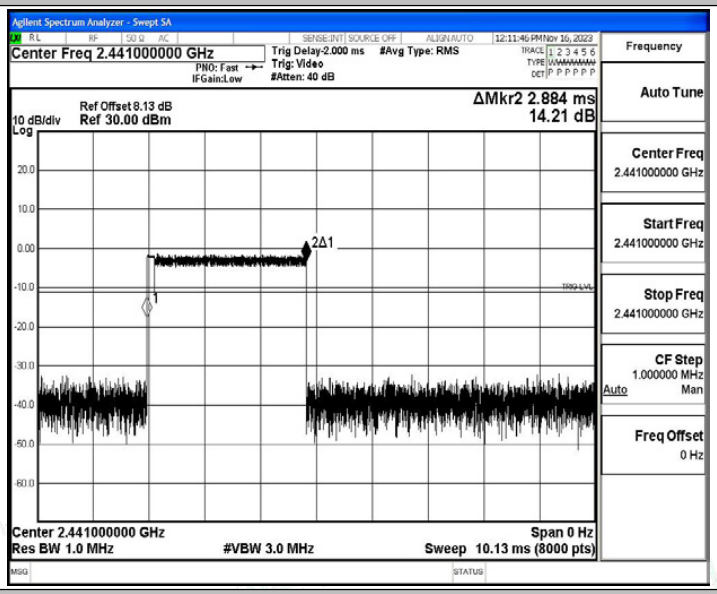

3DH5_Ant1_Hop

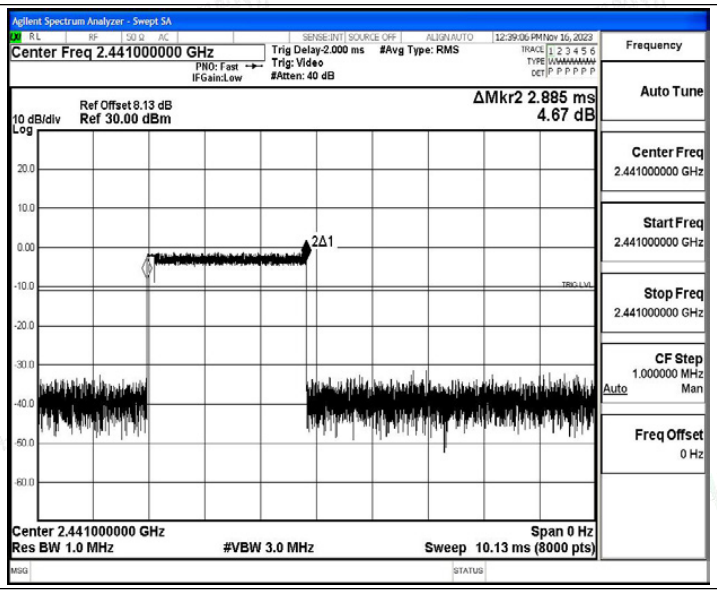
Agilent Spectrum Analyzer - Swept SA
Center Freq 2.441000000 GHz
PNO: Fast
IFGain:Low
Trig Delay-2.000 ms
Trig: Video
#Atten: 40 dB
#Avg Type: RMS
Frequency
Auto Tune
Ref Offset 8.13 dB
10 dB/div Ref 30.00 dBm
Log
ΔMkr2 2.885 ms
4.67 dB
2Δ1
Center Freq
2.441000000 GHz
Start Freq
2.441000000 GHz
Stop Freq
2.441000000 GHz
CF Step
1.000000 MHz
Auto Man
Freq Offset
0 Hz
Center 2.441000000 GHz
Res BW 1.0 MHz
#VBW 3.0 MHz
Span 0 Hz
Sweep 10.13 ms (8000 pts)

A.5 Number of hopping channels

Test Result

TestMode	Antenna	Channel	Result[Num]	Limit[Num]	Verdict
DH5	Ant1	Hop	79	≥15	PASS
2DH5	Ant1	Hop	79	≥15	PASS
3DH5	Ant1	Hop	79	≥15	PASS

Test Graphs

DH5_Ant1_Hop

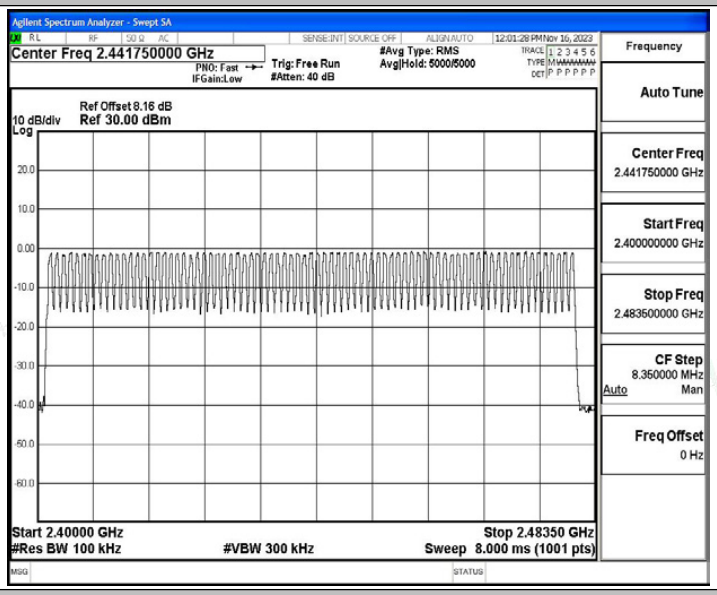

2DH5_Ant1_Hop

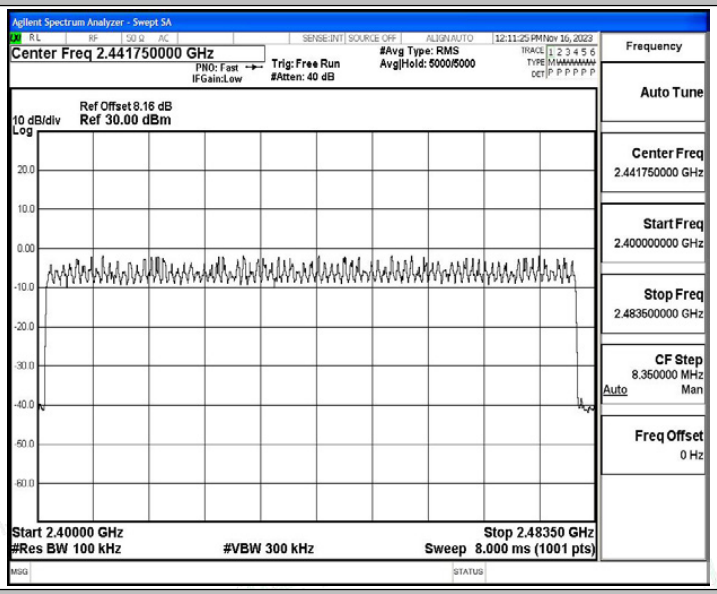

3DH5_Ant1_Hop

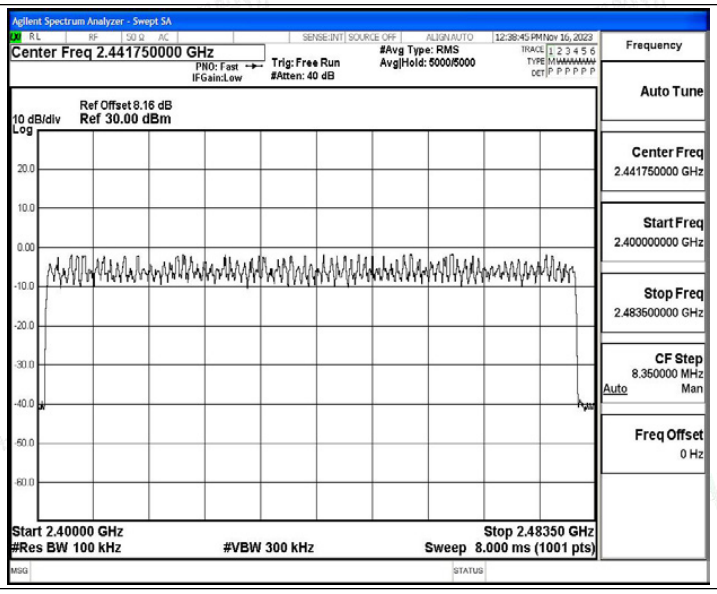
Agilent Spectrum Analyzer - Swept SA
Center Freq 2.441750000 GHz
PNO: Fast
IFGain:Low
Trig: Free Run
#Atten: 40 dB
#Avg Type: RMS
Avg|Hold: 5000/5000
12:38:45 PM Nov 16, 2023
Frequency
Auto Tune
Center Freq
2.441750000 GHz
Start Freq
2.400000000 GHz
Stop Freq
2.483500000 GHz
CF Step
8.350000 MHz
Auto
Man
Freq Offset
0 Hz
Ref Offset 8.16 dB
10 dB/div
Ref 30.00 dBm
Log
Start 2.40000 GHz
#Res BW 100 kHz
#VBW 300 kHz
Stop 2.48350 GHz
Sweep 8.000 ms (1001 pts)

A.6 Band edge measurements

Test Result

TestMode	Antenna	ChName	Channel	RefLevel [dBm]	Result [dBm]	Limit [dBm]	Verdict
DH5	Ant1	Low	2402	-1.96	-51.1	≤-21.96	PASS
		High	2480	-0.85	-50.51	≤-20.85	PASS
		Low	Hop_2402	-1.51	-49.79	≤-21.51	PASS
		High	Hop_2480	-1.02	-49.16	≤-21.02	PASS
2DH5	Ant1	Low	2402	-4.78	-51.33	≤-24.78	PASS
		High	2480	-4.24	-50.67	≤-24.24	PASS
		Low	Hop_2402	-4.71	-49.78	≤-24.71	PASS
		High	Hop_2480	-2.26	-48.84	≤-22.26	PASS
3DH5	Ant1	Low	2402	-4.54	-50.18	≤-24.54	PASS
		High	2480	-6.23	-49.86	≤-26.23	PASS
		Low	Hop_2402	-5.56	-49.42	≤-25.56	PASS
		High	Hop_2480	-1.77	-48.61	≤-21.77	PASS

Test Graphs

DH5_Ant1_Low_2402

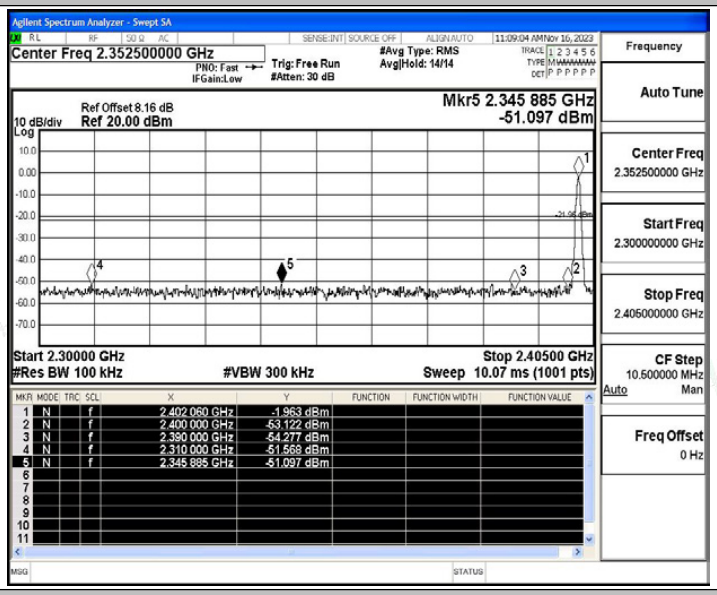

DH5_Ant1_High_2480

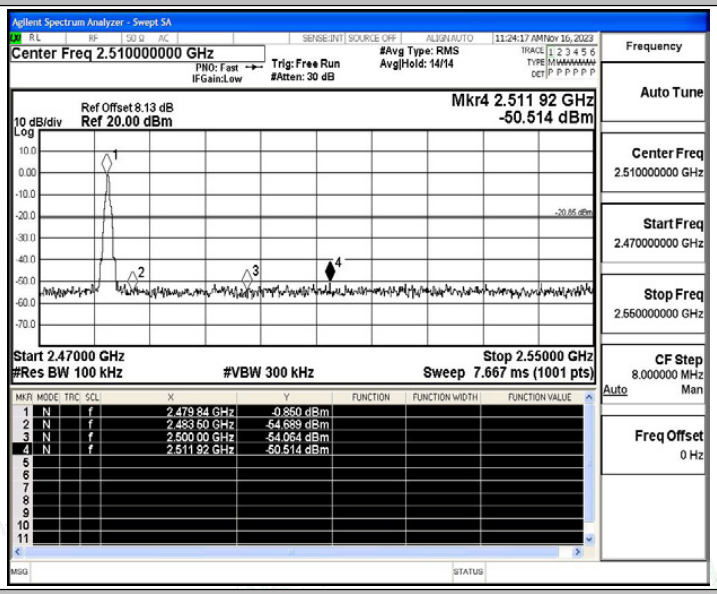

DH5_Ant1_Low_Hop_2402

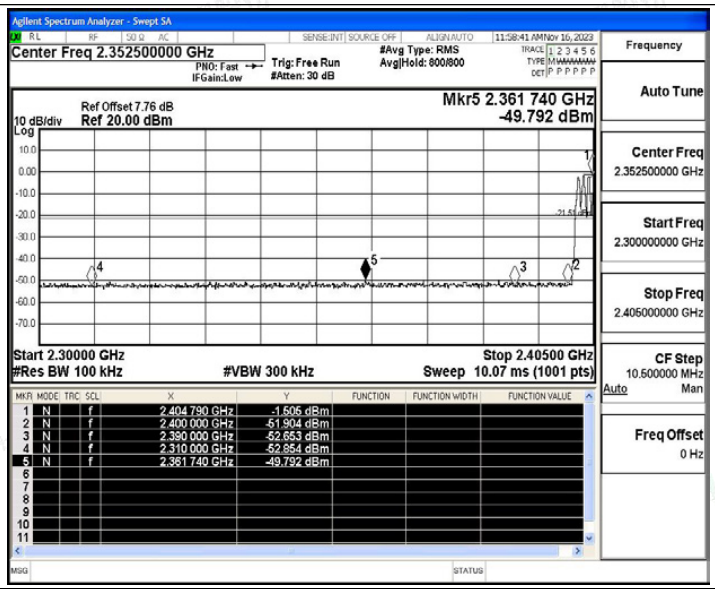

DH5_Ant1_High_Hop_2480

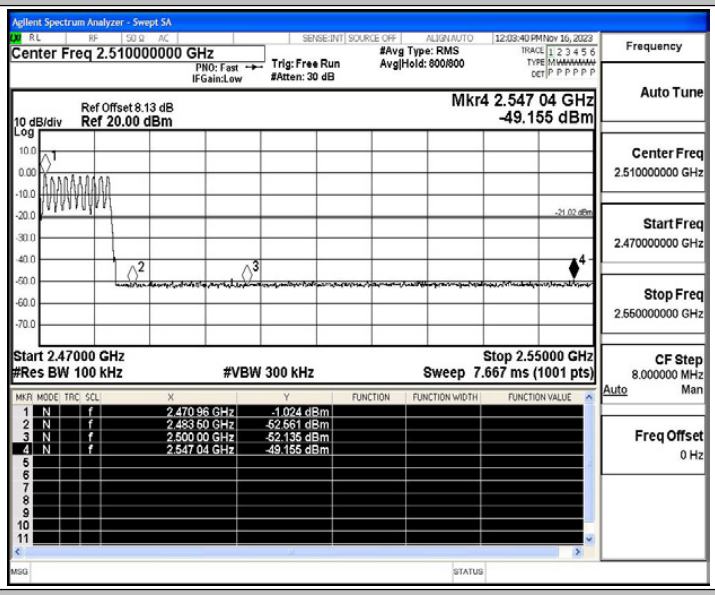

2DH5_Ant1_Low_2402

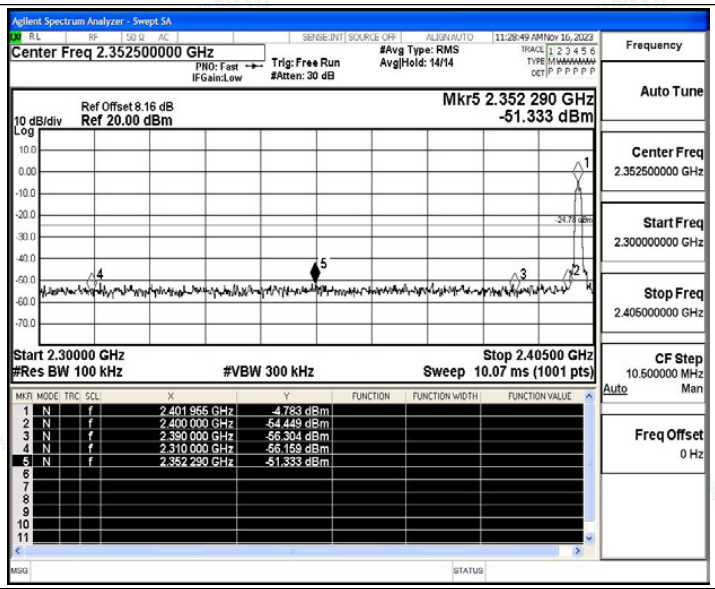

2DH5_Ant1_High_2480

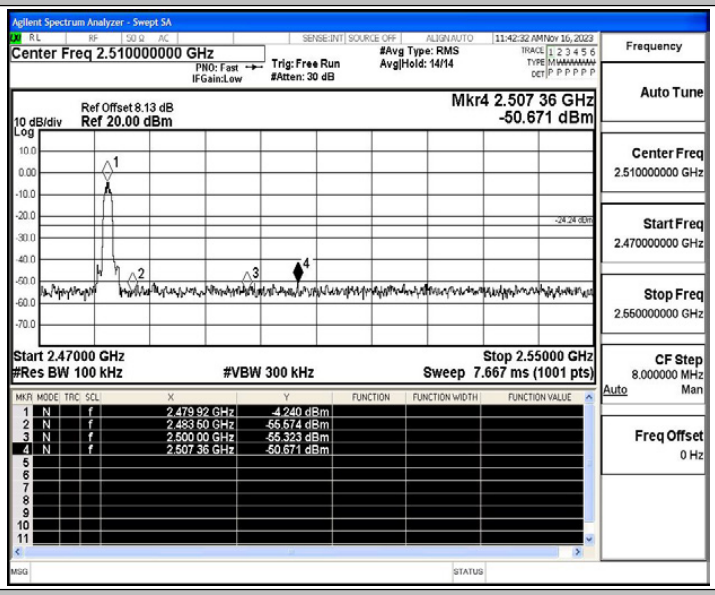

2DH5_Ant1_Low_Hop_2402

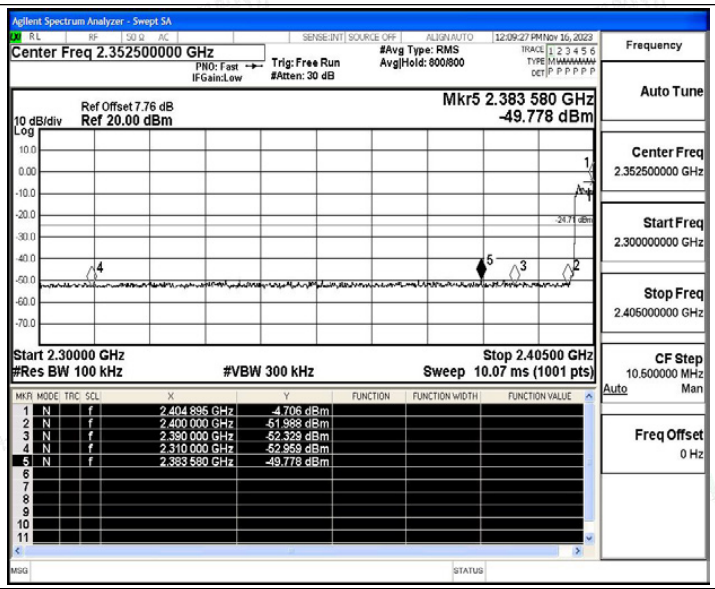

2DH5_Ant1_High_Hop_2480

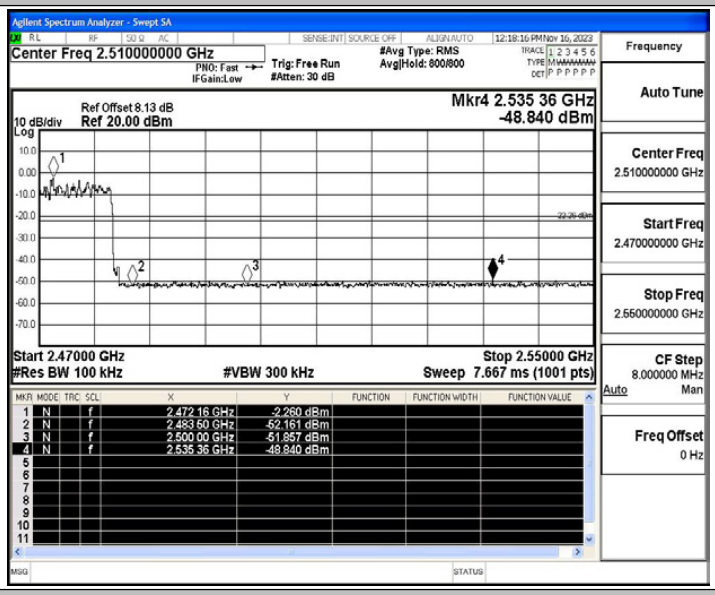

3DH5_Ant1_Low_2402

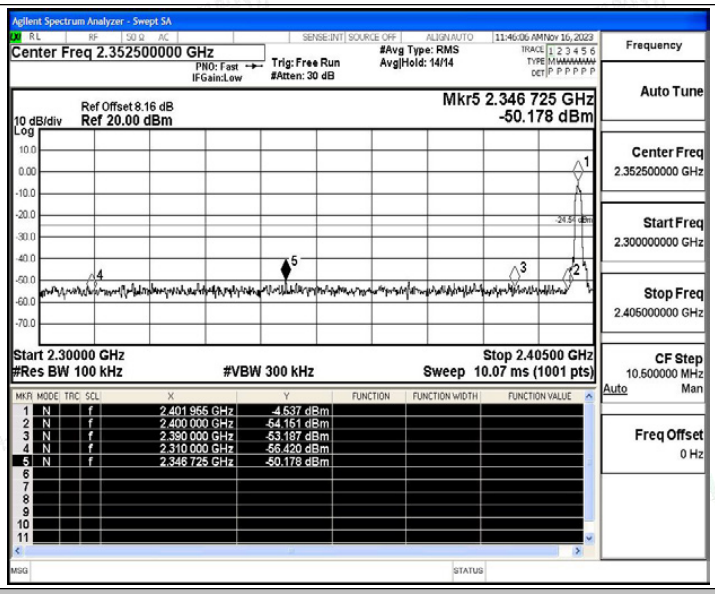

3DH5_Ant1_High_2480

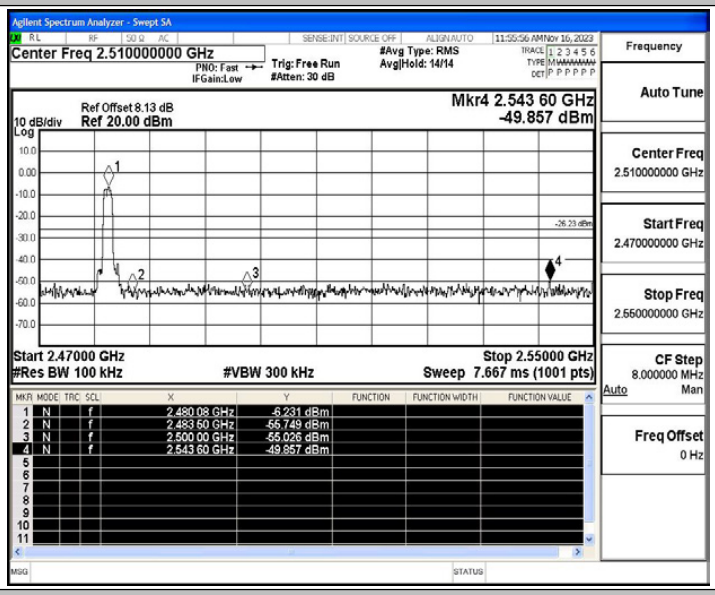

3DH5_Ant1_Low_Hop_2402

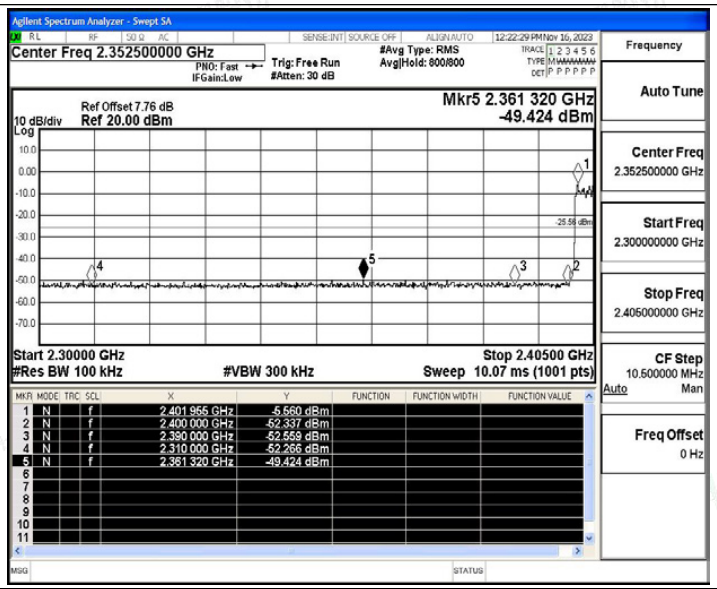

3DH5_Ant1_High_Hop_2480

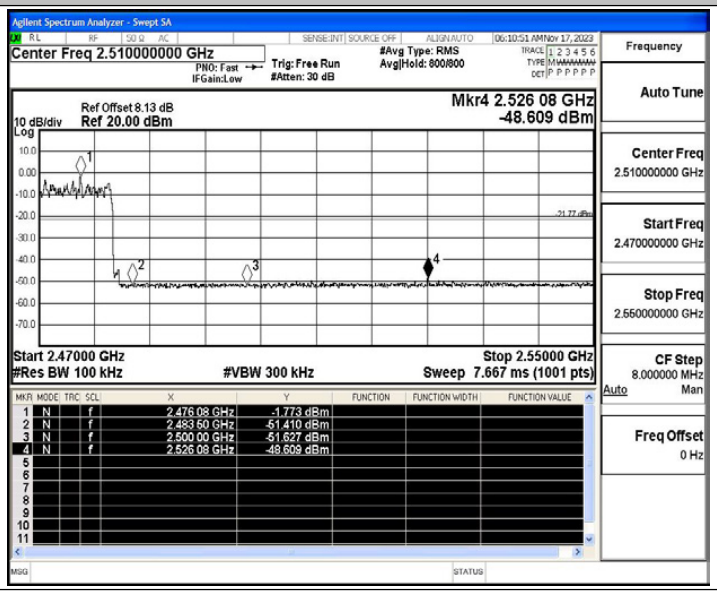

A.7 Conducted Spurious Emission

Test Result

TestMode	Antenna	Channel	FreqRange [MHz]	RefLevel [dBm]	Result [dBm]	Limit [dBm]	Verdict
DH5	Ant1	2402	Reference	-1.01	-1.01	---	PASS
			30~1000	-1.01	-61.94	≤-21.01	PASS
			1000~26500	-1.01	-49.2	≤-21.01	PASS
		2441	Reference	-1.28	-1.28	---	PASS
			30~1000	-1.28	-60.63	≤-21.28	PASS
			1000~26500	-1.28	-48.93	≤-21.28	PASS
		2480	Reference	-1.17	-1.17	---	PASS
			30~1000	-1.17	-61.37	≤-21.17	PASS
			1000~26500	-1.17	-49.31	≤-21.17	PASS
2DH5	Ant1	2402	Reference	-2.32	-2.32	---	PASS
			30~1000	-2.32	-61.4	≤-22.32	PASS
			1000~26500	-2.32	-49.34	≤-22.32	PASS
		2441	Reference	-2.46	-2.46	---	PASS
			30~1000	-2.46	-61.47	≤-22.46	PASS
			1000~26500	-2.46	-49.3	≤-22.46	PASS
		2480	Reference	-3.21	-3.21	---	PASS
			30~1000	-3.21	-61.78	≤-23.21	PASS
			1000~26500	-3.21	-49.01	≤-23.21	PASS
3DH5	Ant1	2402	Reference	-2.23	-2.23	---	PASS
			30~1000	-2.23	-61.19	≤-22.23	PASS
			1000~26500	-2.23	-48.64	≤-22.23	PASS
		2441	Reference	-2.02	-2.02	---	PASS
			30~1000	-2.02	-61.64	≤-22.02	PASS
			1000~26500	-2.02	-49	≤-22.02	PASS
		2480	Reference	-1.99	-1.99	---	PASS
			30~1000	-1.99	-62.1	≤-21.99	PASS
			1000~26500	-1.99	-48.74	≤-21.99	PASS

Test Graphs

DH5_Ant1_2402_0~Reference

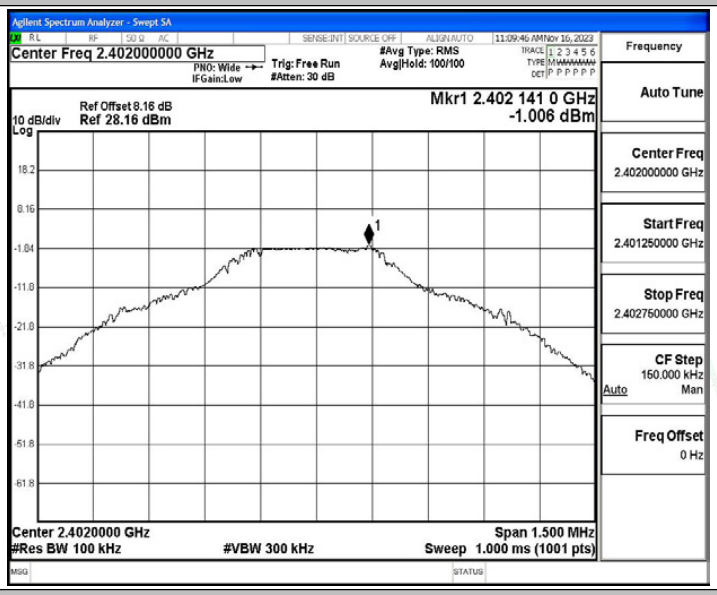

DH5_Ant1_2402_30~1000

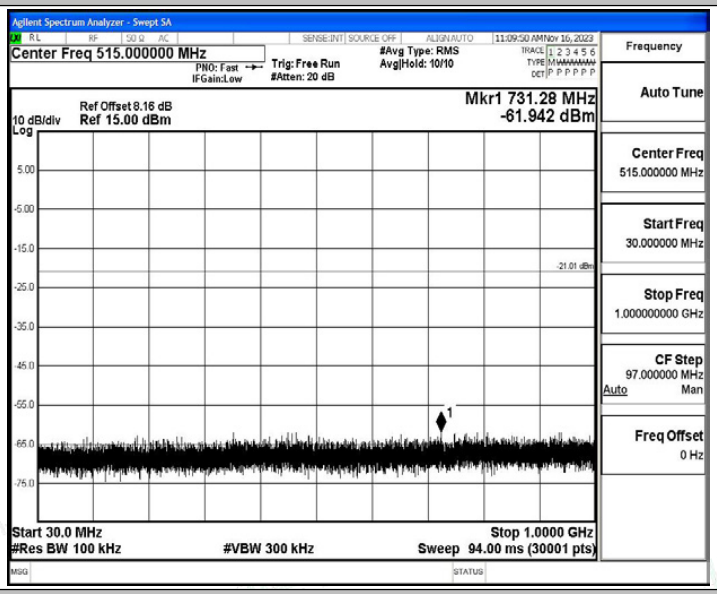

DH5_Ant1_2402_1000~26500

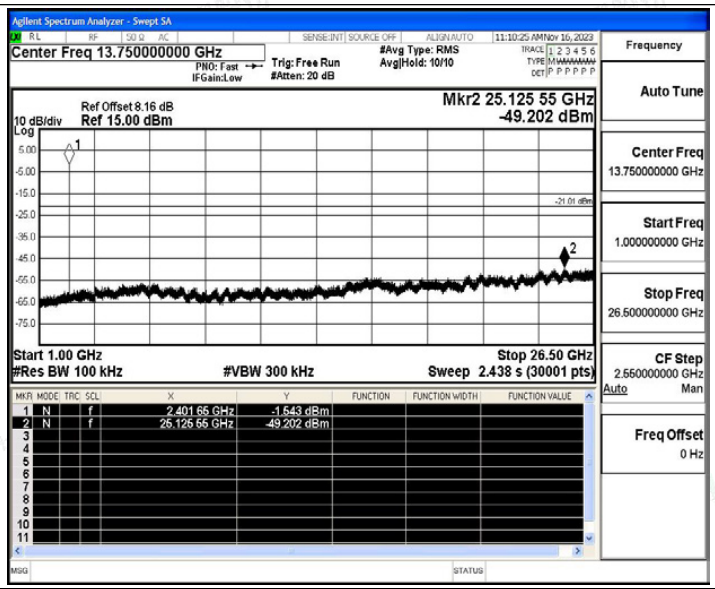

DH5_Ant1_2441_0~Reference

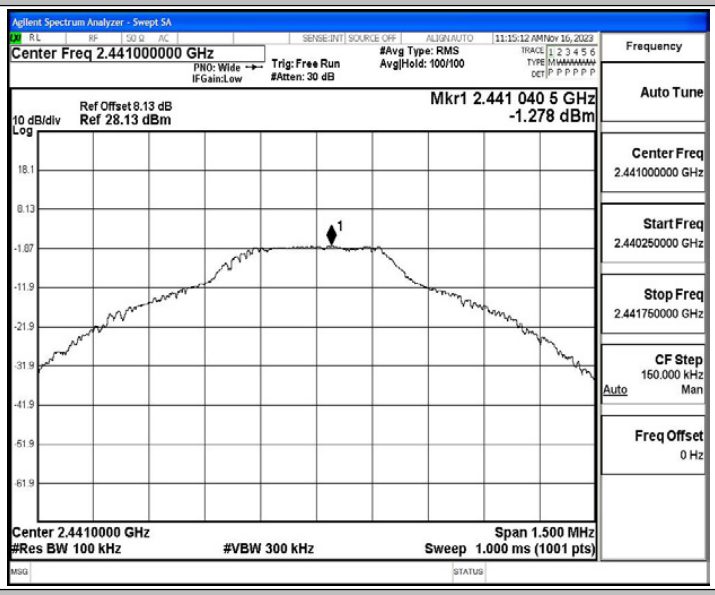

DH5_Ant1_2441_30~1000

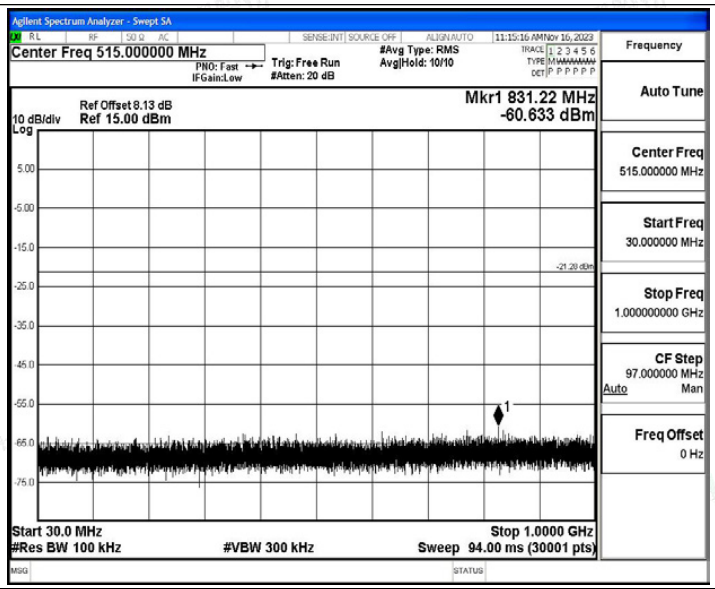

DH5_Ant1_2441_1000~26500

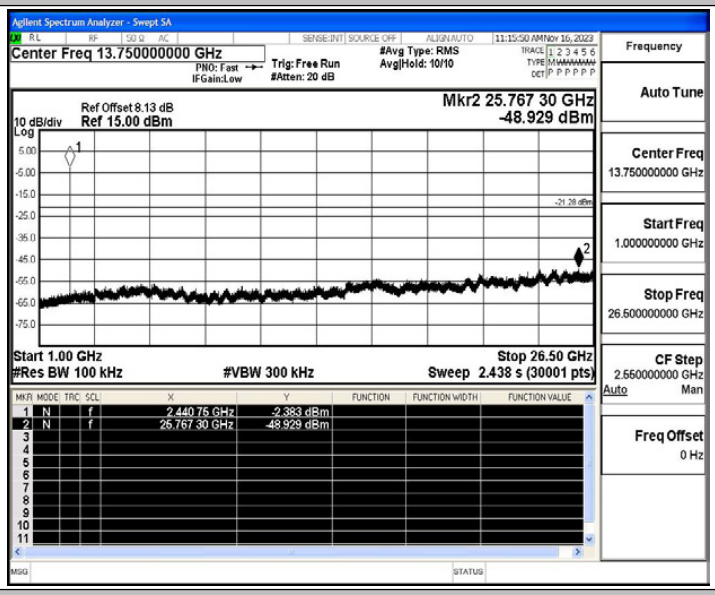

DH5_Ant1_2480_0~Reference

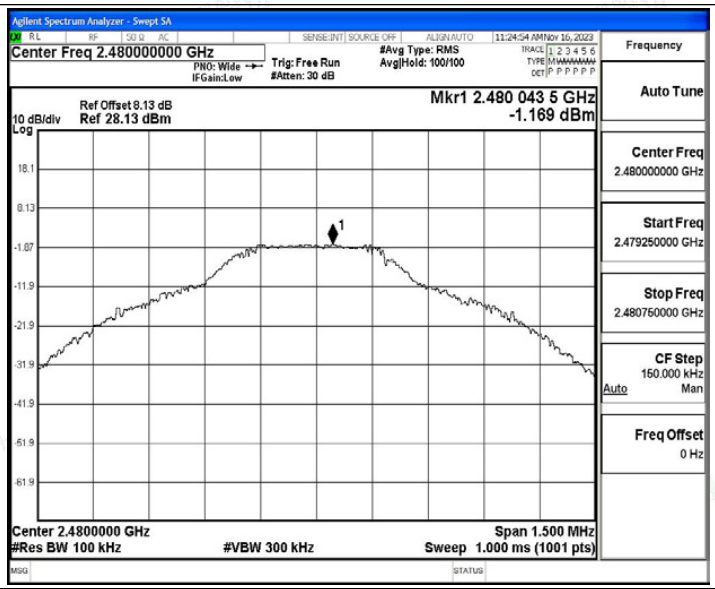

DH5_Ant1_2480_30~1000

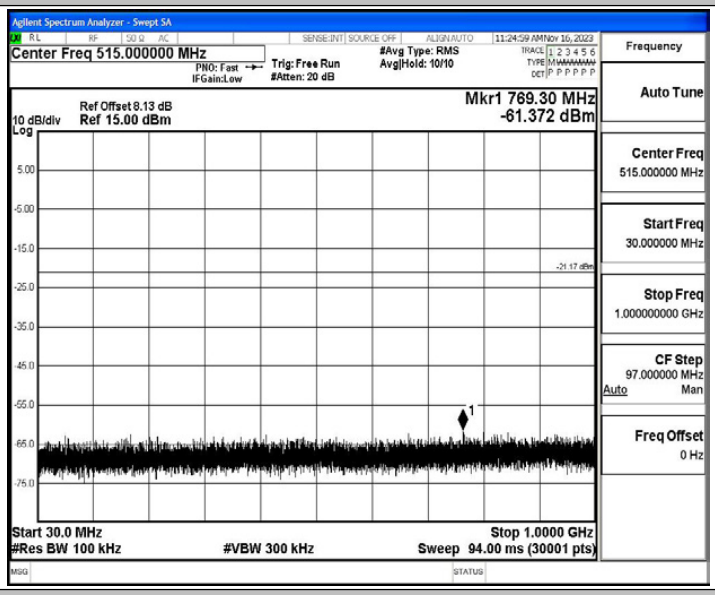

DH5_Ant1_2480_1000~26500

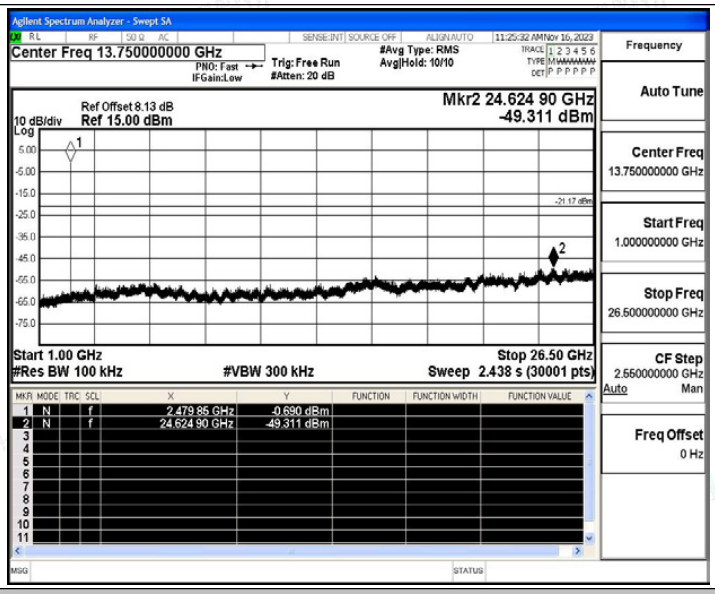

2DH5_Ant1_2402_0~Reference

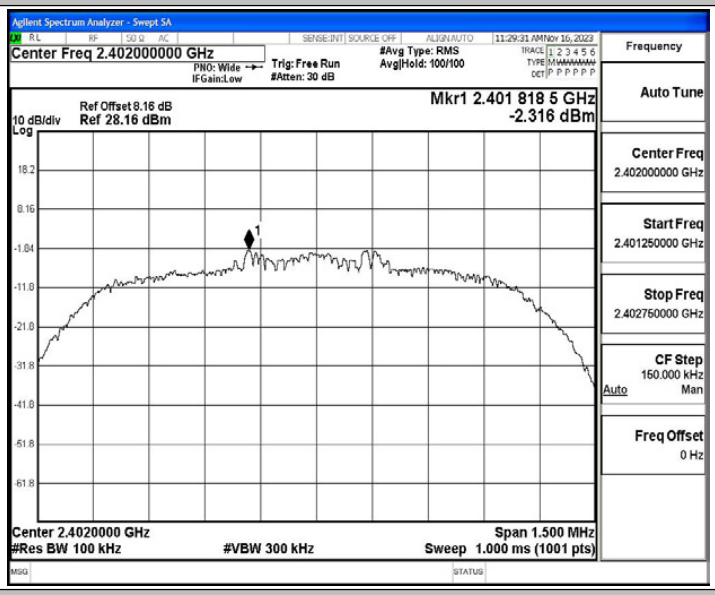

2DH5_Ant1_2402_30~1000

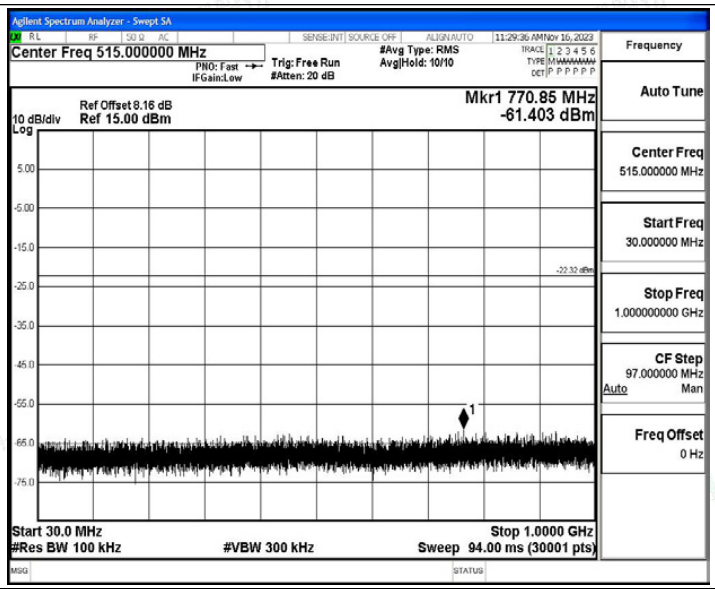

2DH5_Ant1_2402_1000~26500

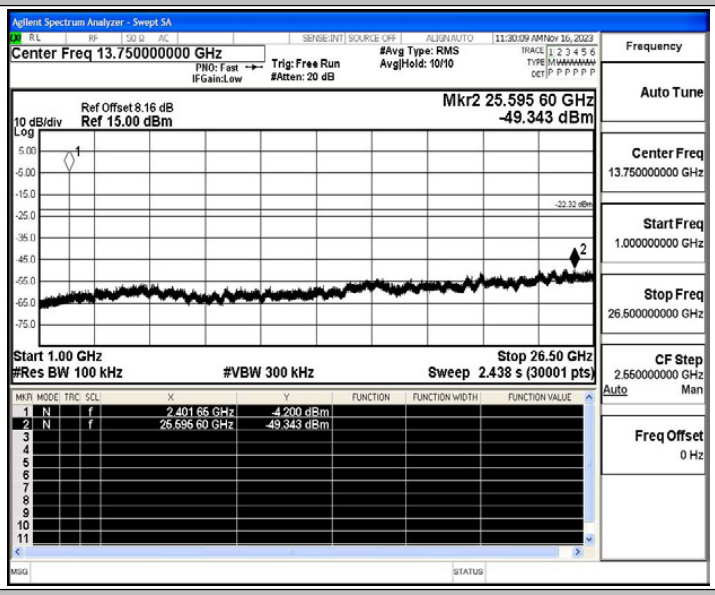

2DH5_Ant1_2441_0~Reference