11AX20SISO-Ant1-2412-PASS

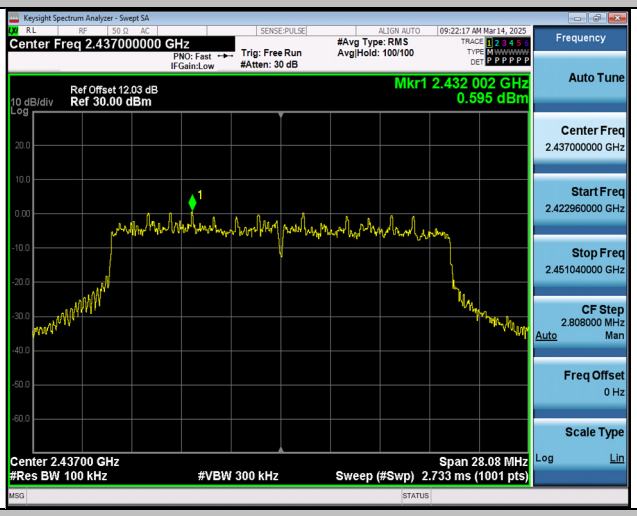

11AX20SISO-Ant1-2437-PASS

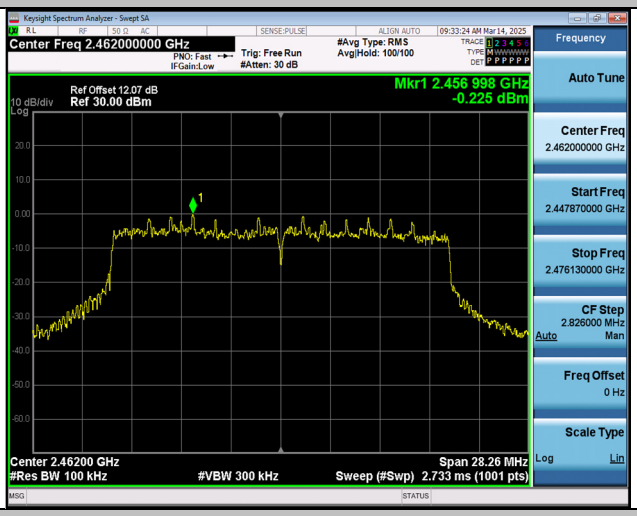

11AX20SISO-Ant1-2462-PASS

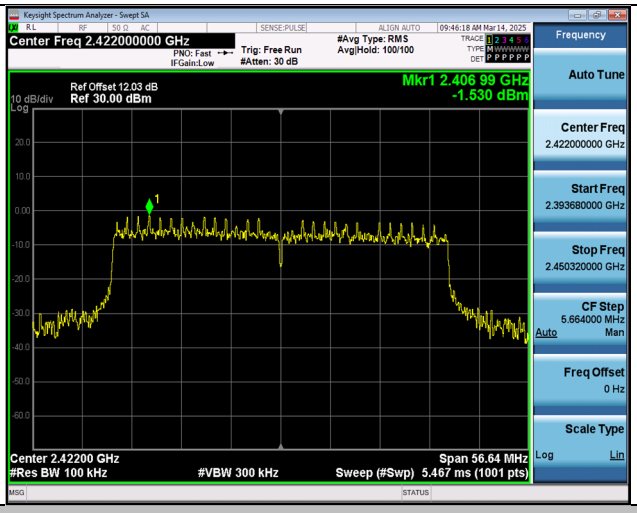

11AX40SISO-Ant1-2422-PASS

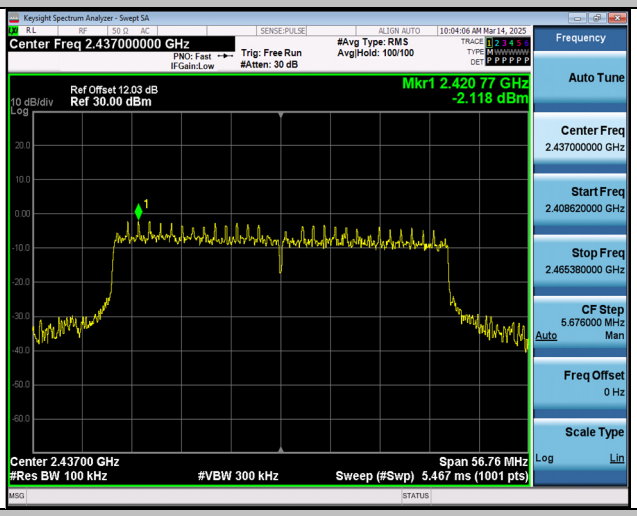

11AX40SISO-Ant1-2437-PASS

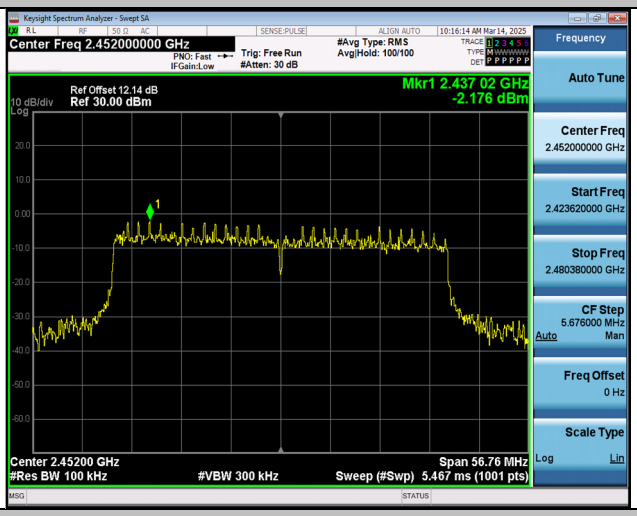

11AX40SISO-Ant1-2452-PASS

Appendix E: Band edge measurements

Test Result

TestMode	Antenna	ChName	Frequency[MHz]	RefLevel[dBm]	Result[dBm]	Limit[dBm]	Verdict
11B	Ant1	Low	2412	7.06	-35.03	≤-12.94	PASS
11B	Ant1	High	2462	6.72	-46.45	≤-13.28	PASS
11G	Ant1	Low	2412	0.52	-27.51	≤-19.48	PASS
11G	Ant1	High	2462	-1.67	-43.58	≤-21.67	PASS
11N20SISO	Ant1	Low	2412	1.38	-26.37	≤-18.62	PASS
11N20SISO	Ant1	High	2462	-0.68	-42.38	≤-20.68	PASS
11N40SISO	Ant1	Low	2422	-1.98	-29.8	≤-21.98	PASS
11N40SISO	Ant1	High	2452	1.99	-19.19	≤-18.01	PASS
11AX20SISO	Ant1	Low	2412	2.13	-27.25	≤-17.87	PASS
11AX20SISO	Ant1	High	2462	-0.23	-38.65	≤-20.23	PASS
11AX40SISO	Ant1	Low	2422	-1.53	-29.02	≤-21.53	PASS
11AX40SISO	Ant1	High	2452	-2.18	-33.16	≤-22.18	PASS

Test Graphs

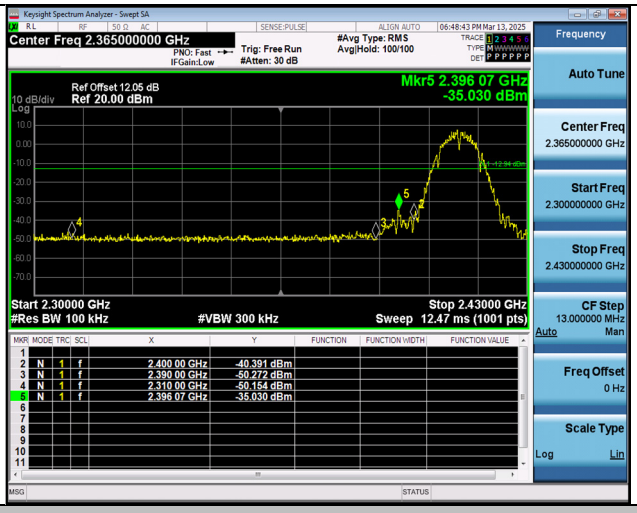

11B-Ant1-2412-PASS

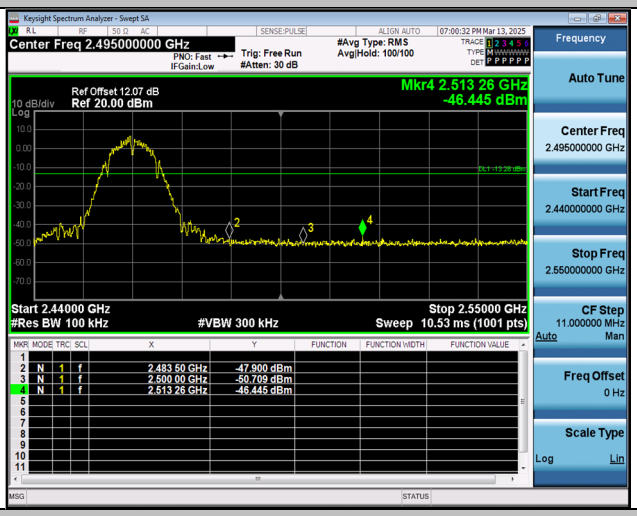

11B-Ant1-2462-PASS

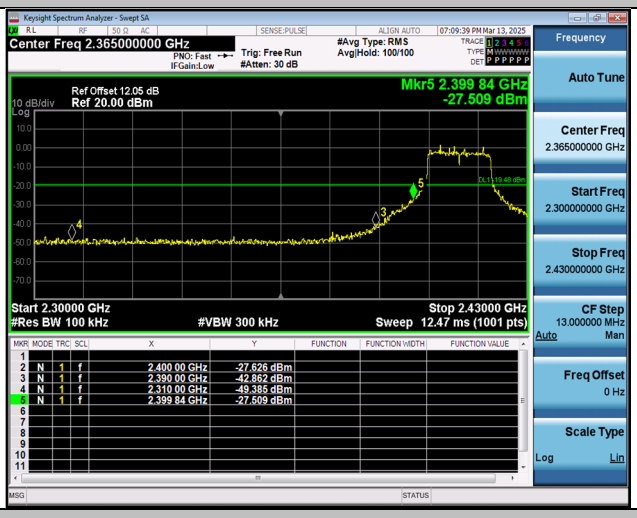

11G-Ant1-2412-PASS

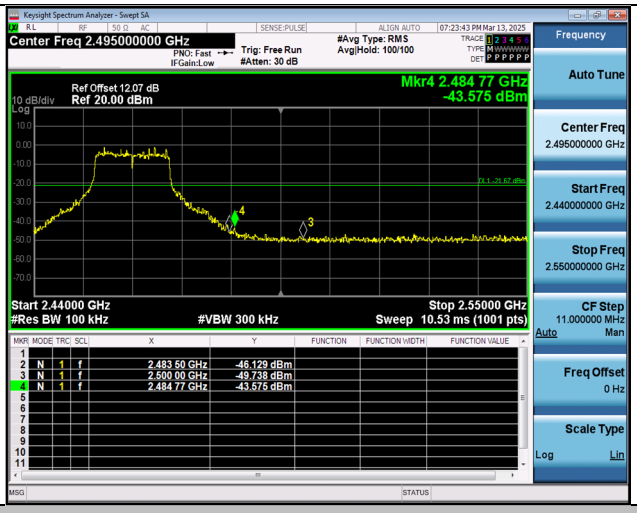

11G-Ant1-2462-PASS

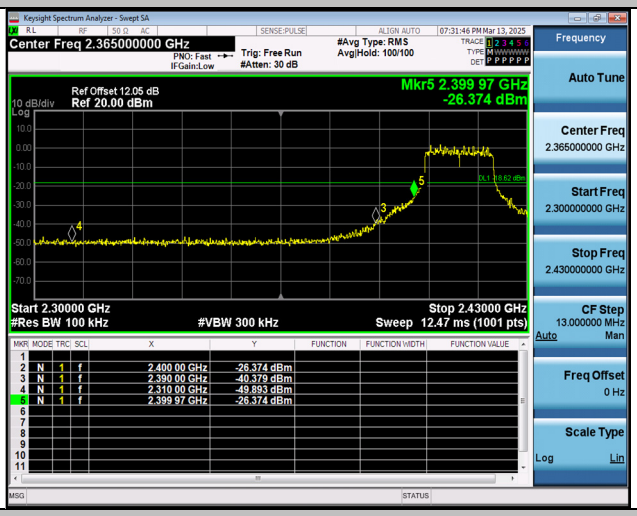

11N20SISO-Ant1-2412-PASS

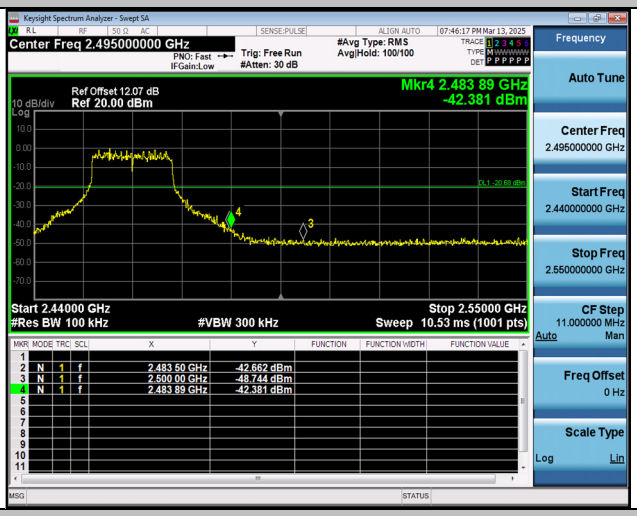

11N20SISO-Ant1-2462-PASS

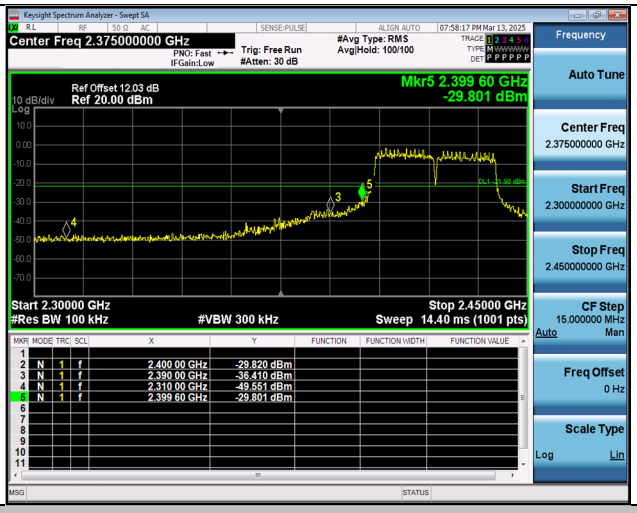

11N40SISO-Ant1-2422-PASS

11N40SISO-Ant1-2452-PASS

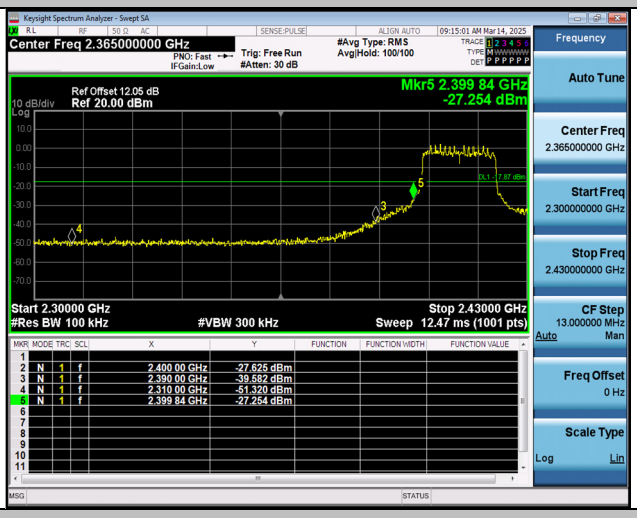

11AX20SISO-Ant1-2412-PASS

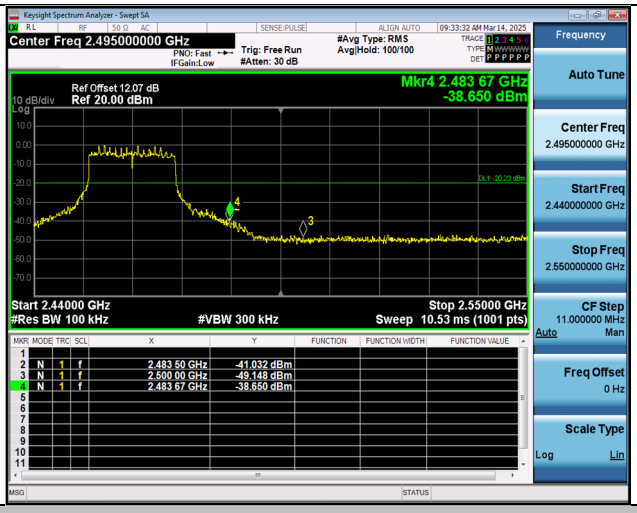

11AX20SISO-Ant1-2462-PASS

11AX40SISO-Ant1-2422-PASS

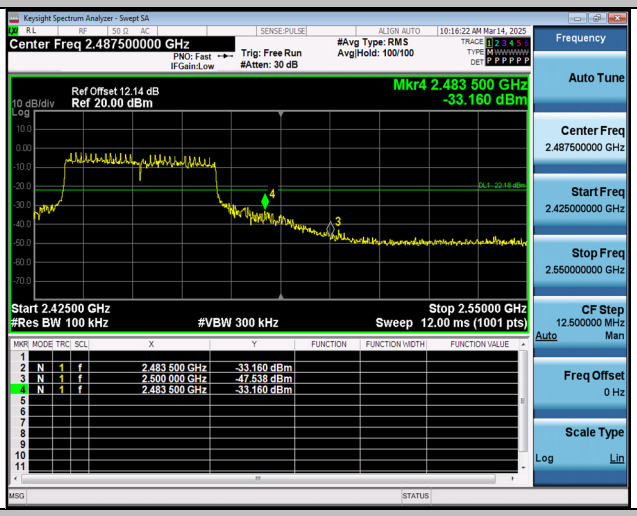

11AX40SISO-Ant1-2452-PASS

Appendix F: Conducted Spurious Emission

Test Result

TestMode	Antenna	Frequency[MHz]	FreqRange [Mhz]	RefLevel [dBm]	Result [dBm]	Limit [dBm]	Verdict
11B	Ant1	2412	30~1000	7.06	-59.07	≤-12.94	PASS
11B	Ant1	2412	1000~26500	7.06	-44.25	≤-12.94	PASS
11B	Ant1	2437	30~1000	7.12	-58.78	≤-12.88	PASS
11B	Ant1	2437	1000~26500	7.12	-43.66	≤-12.88	PASS
11B	Ant1	2462	30~1000	6.72	-59.16	≤-13.28	PASS
11B	Ant1	2462	1000~26500	6.72	-43.63	≤-13.28	PASS
11G	Ant1	2412	30~1000	0.52	-58.62	≤-19.48	PASS
11G	Ant1	2412	1000~26500	0.52	-44.04	≤-19.48	PASS
11G	Ant1	2437	30~1000	-0.29	-58.23	≤-20.29	PASS
11G	Ant1	2437	1000~26500	-0.29	-44.24	≤-20.29	PASS
11G	Ant1	2462	30~1000	-1.67	-58.34	≤-21.67	PASS
11G	Ant1	2462	1000~26500	-1.67	-43.91	≤-21.67	PASS
11N20SISO	Ant1	2412	30~1000	1.38	-58.47	≤-18.62	PASS
11N20SISO	Ant1	2412	1000~26500	1.38	-43.07	≤-18.62	PASS
11N20SISO	Ant1	2437	30~1000	0.60	-57.47	≤-19.4	PASS
11N20SISO	Ant1	2437	1000~26500	0.60	-44.46	≤-19.4	PASS
11N20SISO	Ant1	2462	30~1000	-0.68	-57.97	≤-20.68	PASS
11N20SISO	Ant1	2462	1000~26500	-0.68	-44.46	≤-20.68	PASS
11N40SISO	Ant1	2422	30~1000	-1.98	-58.32	≤-21.98	PASS
11N40SISO	Ant1	2422	1000~26500	-1.98	-44.44	≤-21.98	PASS
11N40SISO	Ant1	2437	30~1000	-2.40	-58.63	≤-22.4	PASS
11N40SISO	Ant1	2437	1000~26500	-2.40	-43.64	≤-22.4	PASS
11N40SISO	Ant1	2452	30~1000	1.99	-58.26	≤-18.01	PASS
11N40SISO	Ant1	2452	1000~26500	1.99	-44.68	≤-18.01	PASS
11AX20SISO	Ant1	2412	30~1000	2.13	-58.26	≤-17.87	PASS
11AX20SISO	Ant1	2412	1000~26500	2.13	-44.79	≤-17.87	PASS
11AX20SISO	Ant1	2437	30~1000	0.60	-57.99	≤-19.4	PASS
11AX20SISO	Ant1	2437	1000~26500	0.60	-43.95	≤-19.4	PASS
11AX20SISO	Ant1	2462	30~1000	-0.23	-57.78	≤-20.23	PASS
11AX20SISO	Ant1	2462	1000~26500	-0.23	-44.16	≤-20.23	PASS
11AX40SISO	Ant1	2422	30~1000	-1.53	-58.6	≤-21.53	PASS
11AX40SISO	Ant1	2422	1000~26500	-1.53	-43.64	≤-21.53	PASS
11AX40SISO	Ant1	2437	30~1000	-2.12	-58.14	≤-22.12	PASS
11AX40SISO	Ant1	2437	1000~26500	-2.12	-44.64	≤-22.12	PASS
11AX40SISO	Ant1	2452	30~1000	-2.18	-57.67	≤-22.18	PASS
11AX40SISO	Ant1	2452	1000~26500	-2.18	-44.05	≤-22.18	PASS

Test Graphs

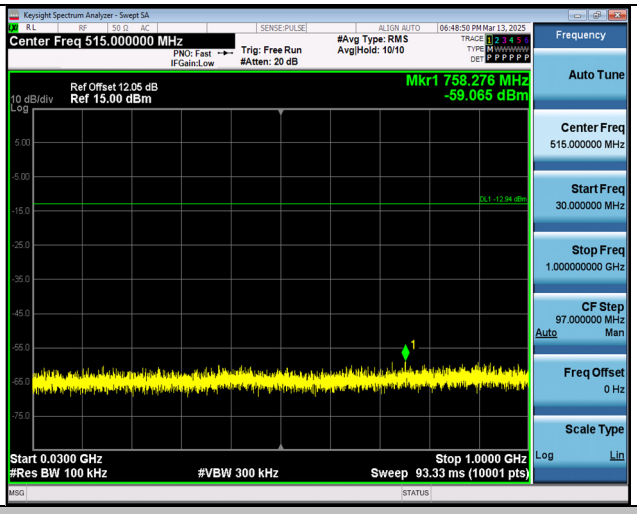

11B-Ant1-2412-30~1000-PASS

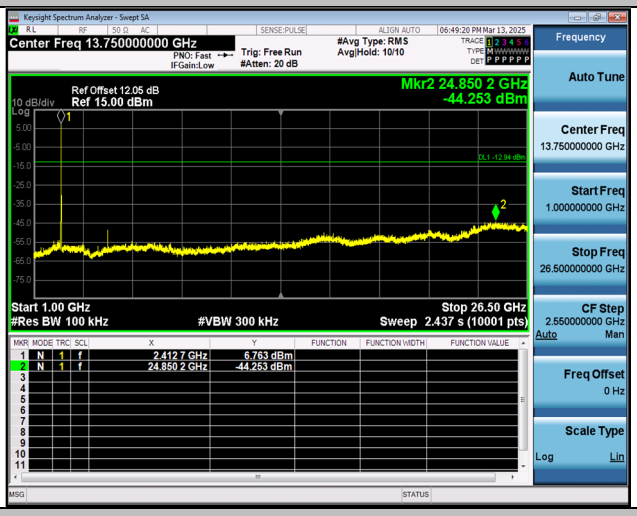

11B-Ant1-2412-1000~26500-PASS

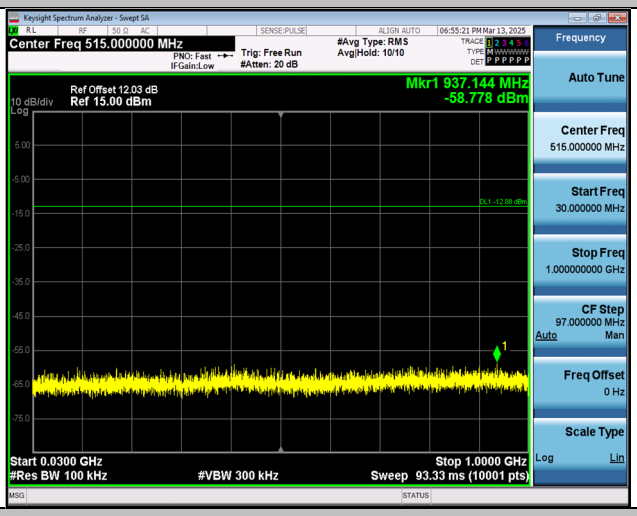

11B-Ant1-2437-30~1000-PASS