WIFI Smart Lights

Instructions

Download"Tuya/Smart Life"app

Download on the APP Store

Get it on Google Play

WORKS WITH alexa

WORKS WITH Google

Register an account and choose your country.

1.Connect your phone toWiFi(Only 2.4Ghz)

2.Turn on the phone's WIFI/Bluetooth

Adjust the bulb to blink

Turn on/off 5 times(on/off/on/off/on)

Initialize the smart bulb device

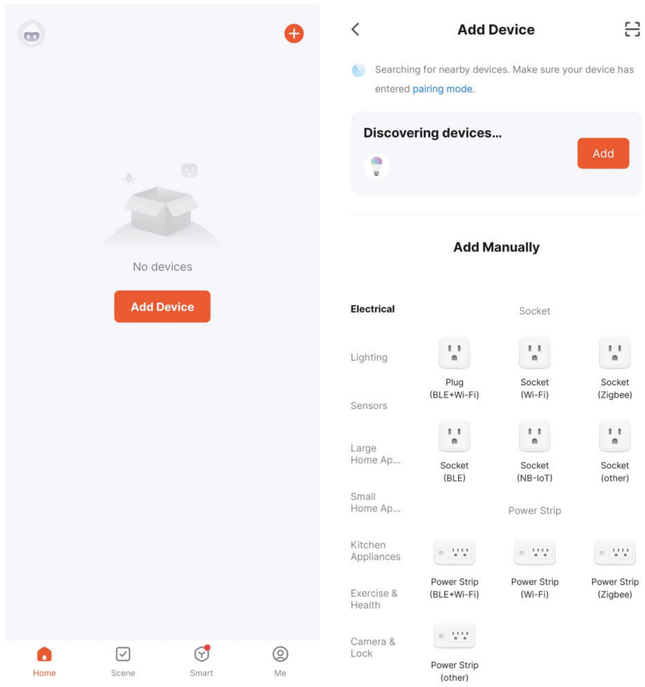

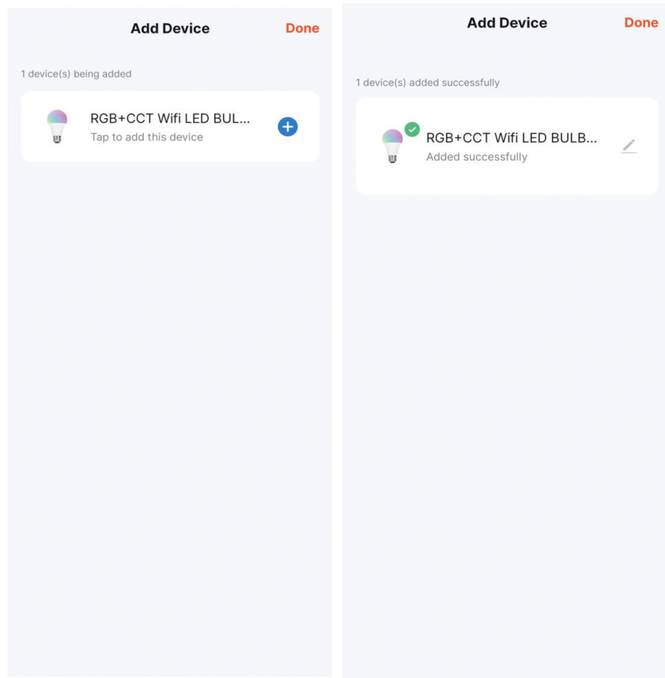

Connect to a 2.4Ghz wifi network(5Ghz is not supported) and turn on bluetooth on your phone

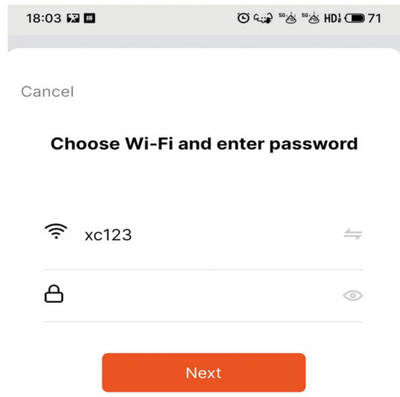

Connect succeeded.You can control the smart bulb with Tuya smart app now

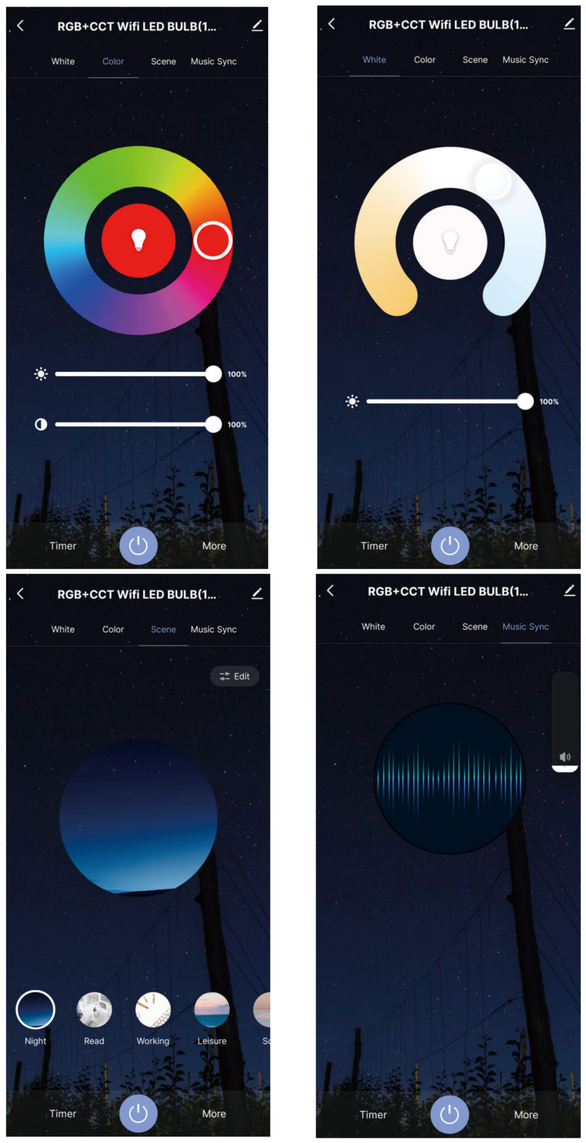

Connect to Alexa / Google Home

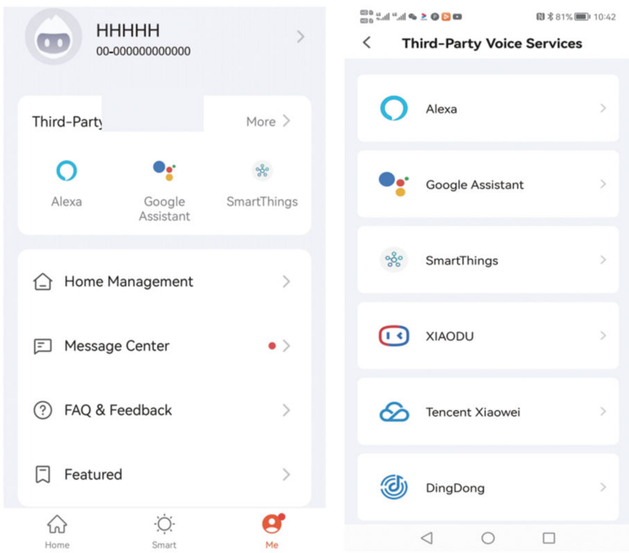

amazon alexa

Binding your app account to your Amazon account allows you to control Alexa-enabled devices through Amazon Echo speakers(ex. "Alexa,turnon light.")

Sign In With Amazon

FAQ&Feedback

1.When your Phone turn off bluetooth, the lights will be disconnected, unable to control.

2.You can link 100 Bluetooth light bulbs at the same time to upgrade them into voice control and remote

3.Can be controlled remotely, provided that you have a Tuya Bluetooth gateway.

4.Works with Alexa,Google,provided that you have a Tuya Bluetooth gateway.

5.You can group and manage lights in Alexa APP

6.Restore the factory equipment, the equipment continuously switch [power off|power on] five times to enter the factory settings flashing

12-month quality guarantee

Connection failure or other problems are often caused by poor compatibility between the router and the mobile phone,please contact us, we have professional technicians to help you solve it,after we help you solve the problem, please give us a positive evaluation, we need your affirmation and encouragement Thank you.



FCC Statement:
This device complies with part 15 of the FCC Rules. Operation is subject to the following
two conditions:
(1) This device may not cause harmful interference, and
(2) this device
must accept any interference received, including interference that may cause undesired operation. This equipment has been tested and found to comply with the limits for a Class B digital
device, pursuant to part 15 of the FCC Rules. These limits are designed to provide reasonable protection against harmful interference in a residential installation.
This equipment generates, uses and can radiate radio frequency energy and, if not installed and used in accordance with the
instructions, may cause harmful interference to radio communications. However, there is no guarant ee that interference will not occur in a particular installation. If this equipment does cause harmful interference to radio or television reception, which can be determined by turning the
equipment off and on, the
user is encouraged to try to correct the interference by one or more of the following measures:—Reorient or relocate the receiving antenna.
—Increase the separation between the equipment and receiver.
—Connect the equipment into an outlet on a circuit different from that to which the receiver is connected.
—Consult the dealer or an experienced radio/TV technician for help.
Caution: Any changes or modifications not expressly approved by the party
RF exposure warning:
This equipment complies with radiation exposure limits set forth for an uncontrolled environment. This equipment should be installed and operated with Minimum distance 20cm between the radiator and your body.
L'environnement du millipascal incontrôlés, leurs conditions normales d'utilisation de maintenir, aumoins 20cm avec les utilisateurs.