PSD NVNT n20 5200MHz Ant4

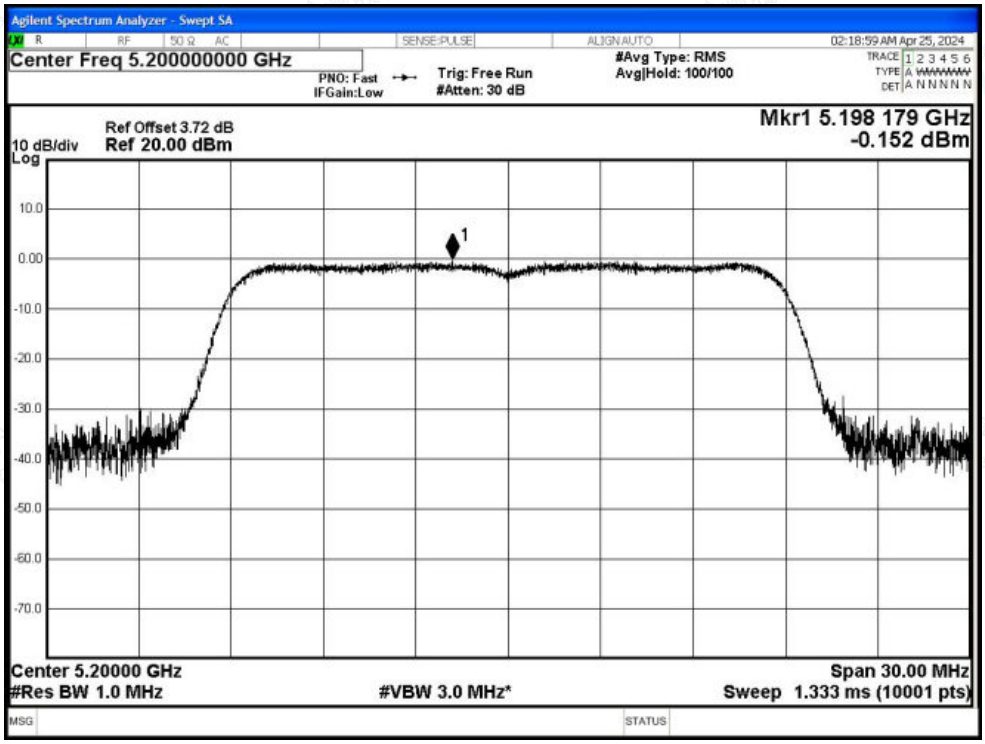


PSD NVNT n20 5240MHz Ant4

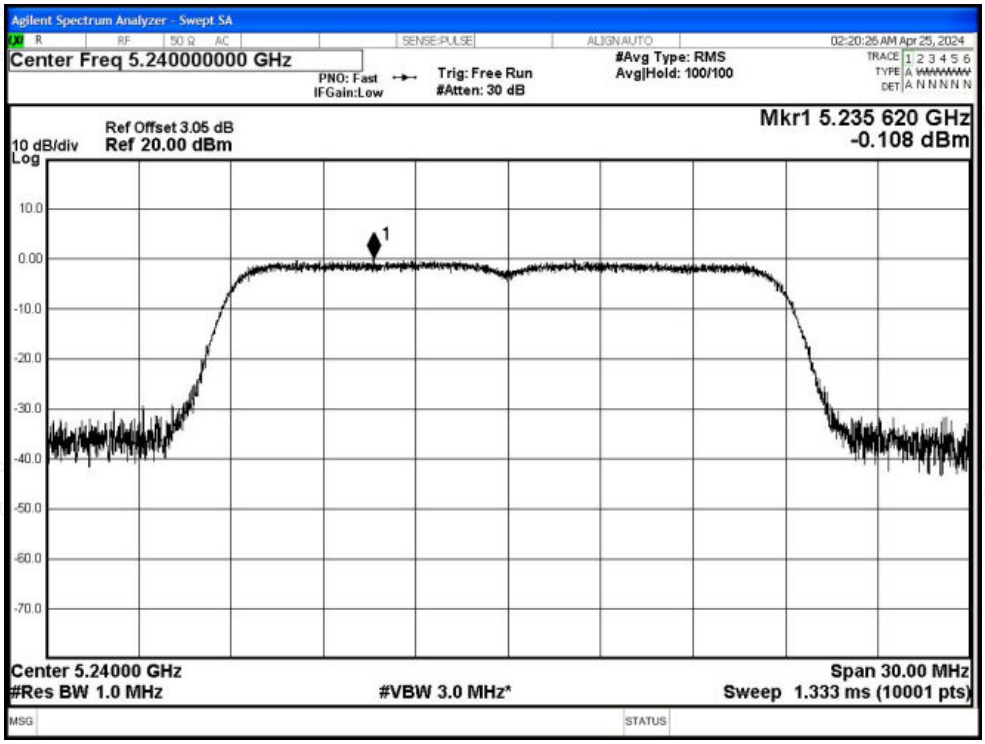

PSD NVNT n40 5190MHz Ant4

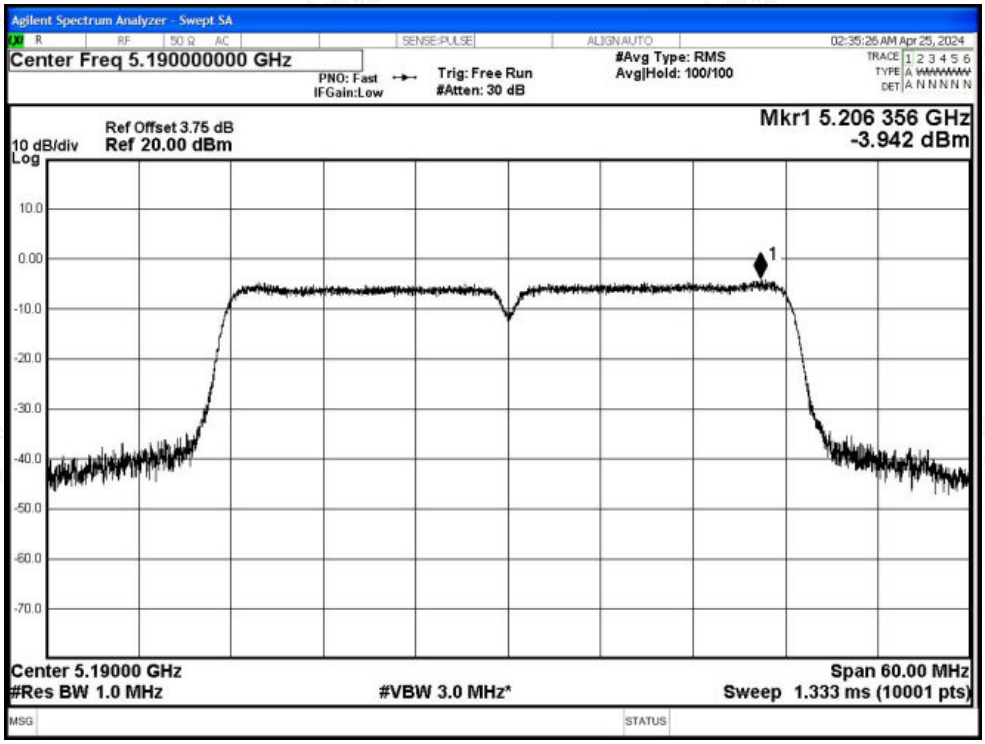


PSD NVNT n40 5230MHz Ant4

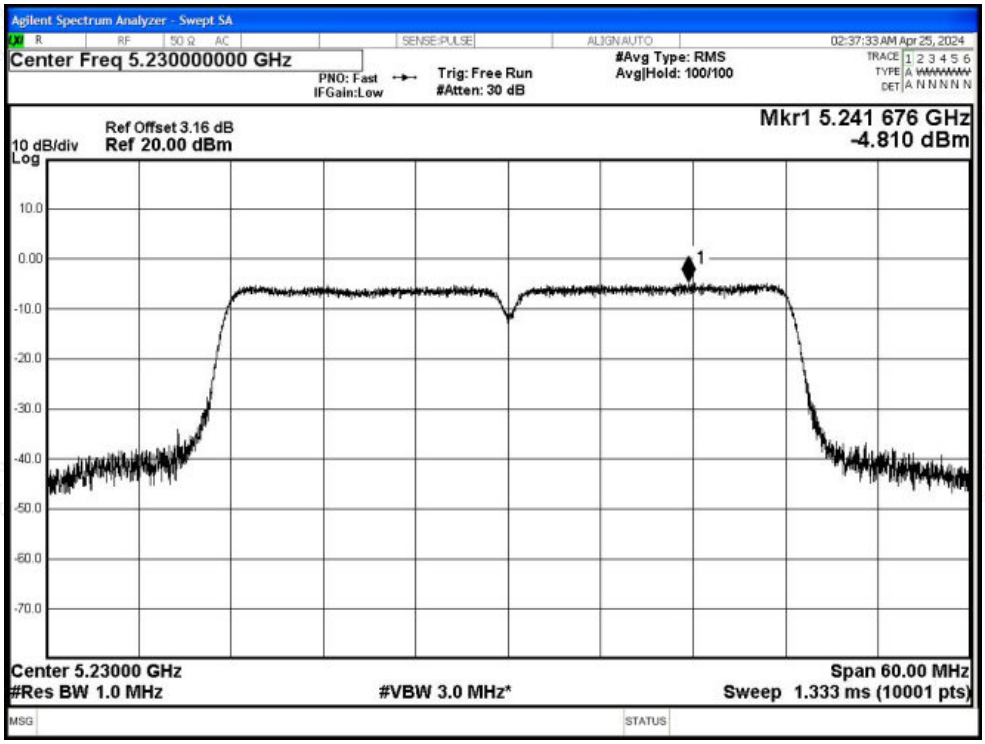

PSD NVNT ac20 5180MHz Ant4

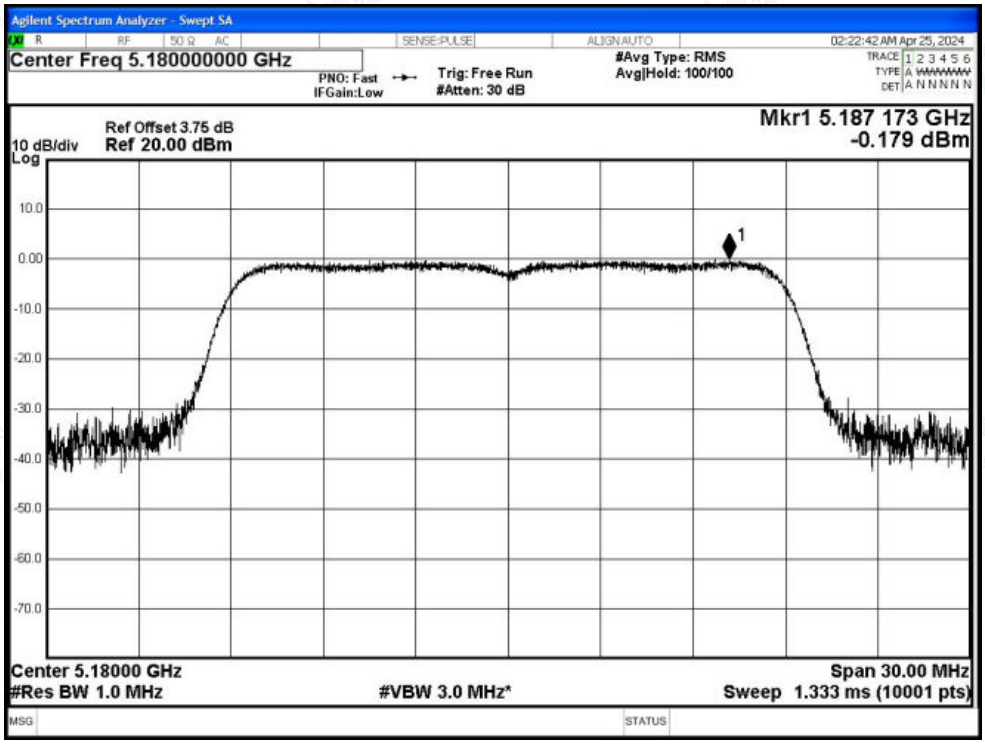


PSD NVNT ac20 5200MHz Ant4

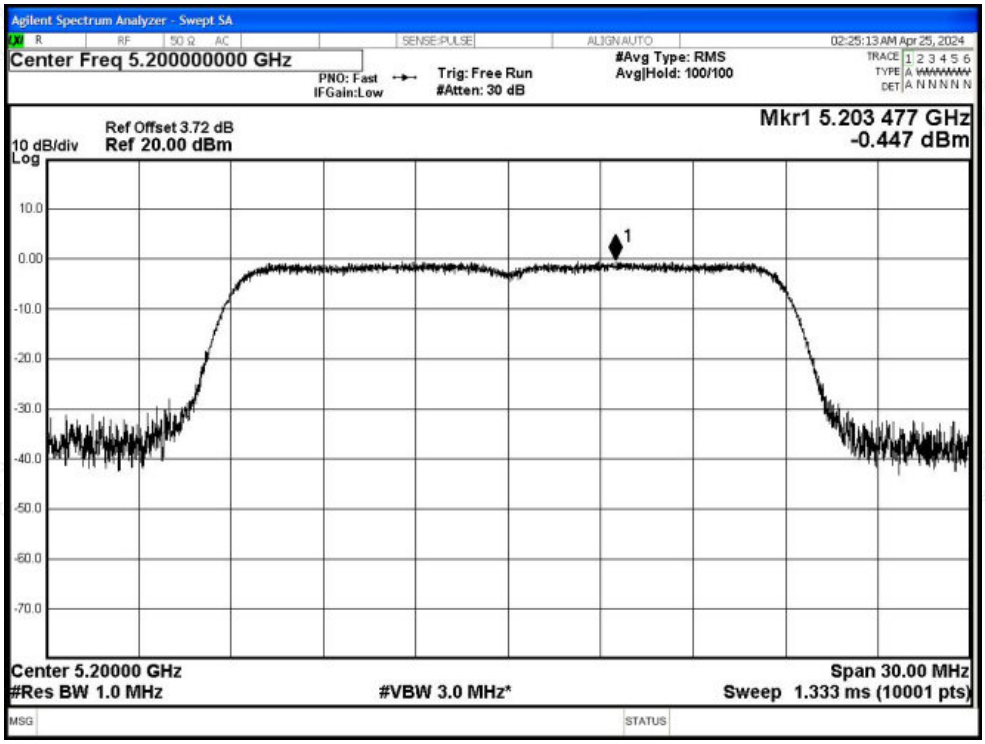

PSD NVNT ac20 5240MHz Ant4

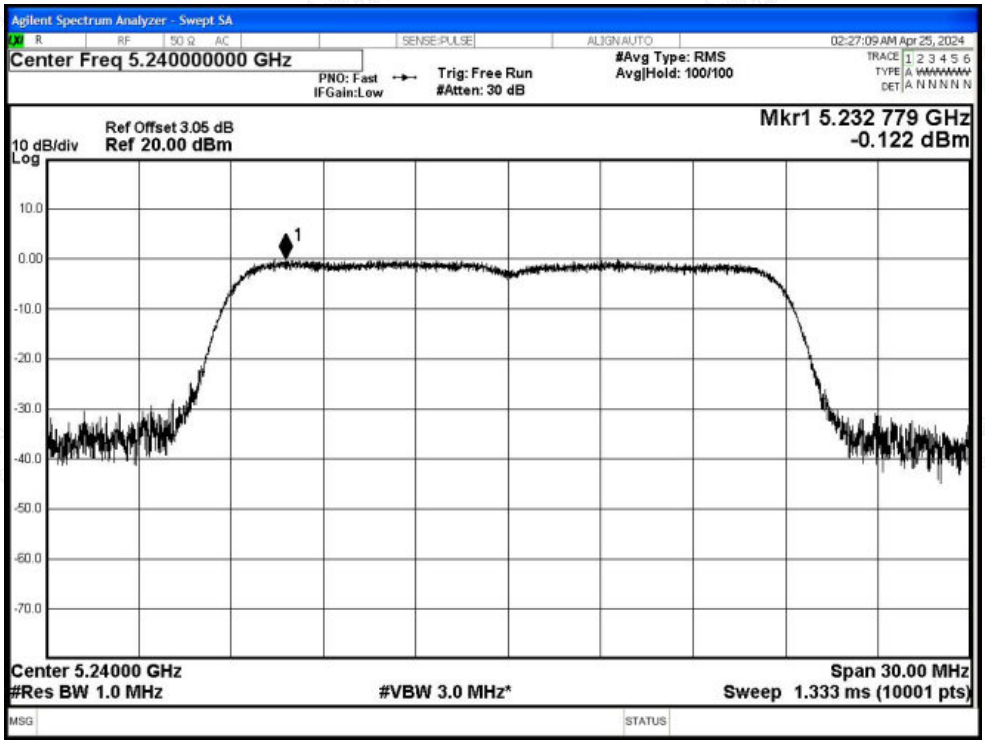


PSD NVNT ac40 5190MHz Ant4

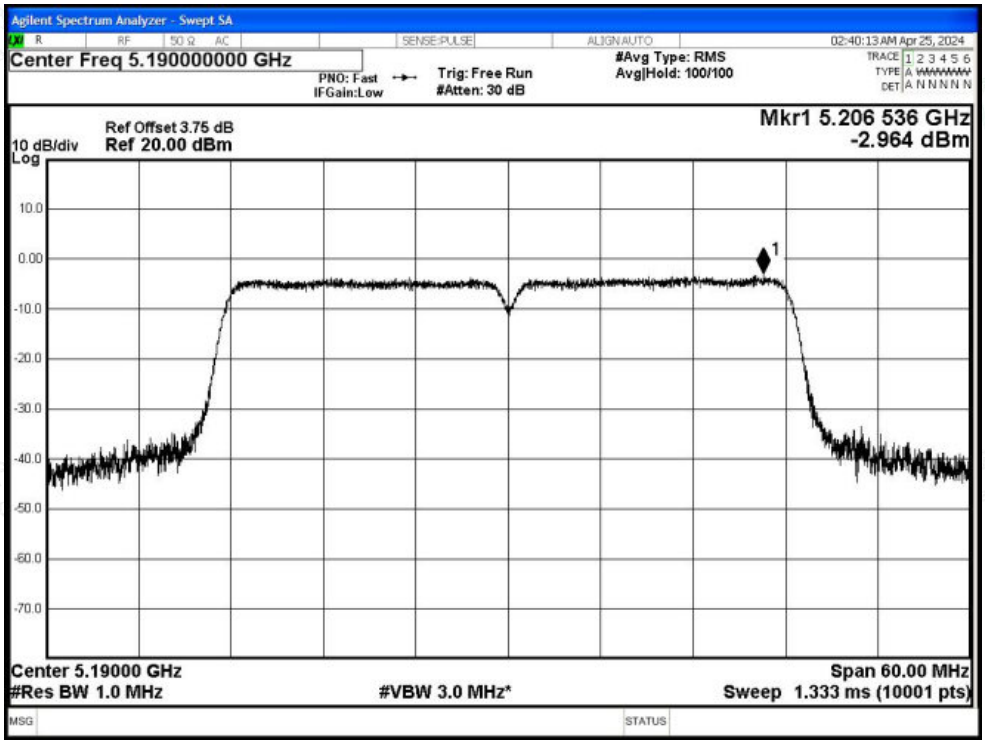

PSD NVNT ac40 5230MHz Ant4

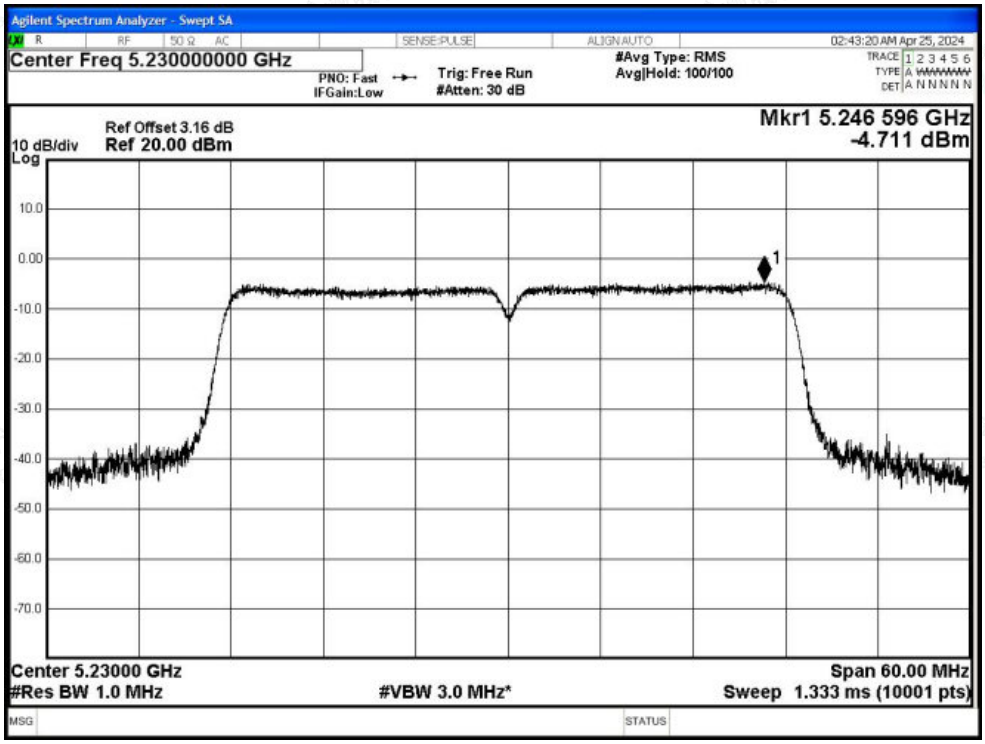


PSD NVNT ac80 5210MHz Ant4

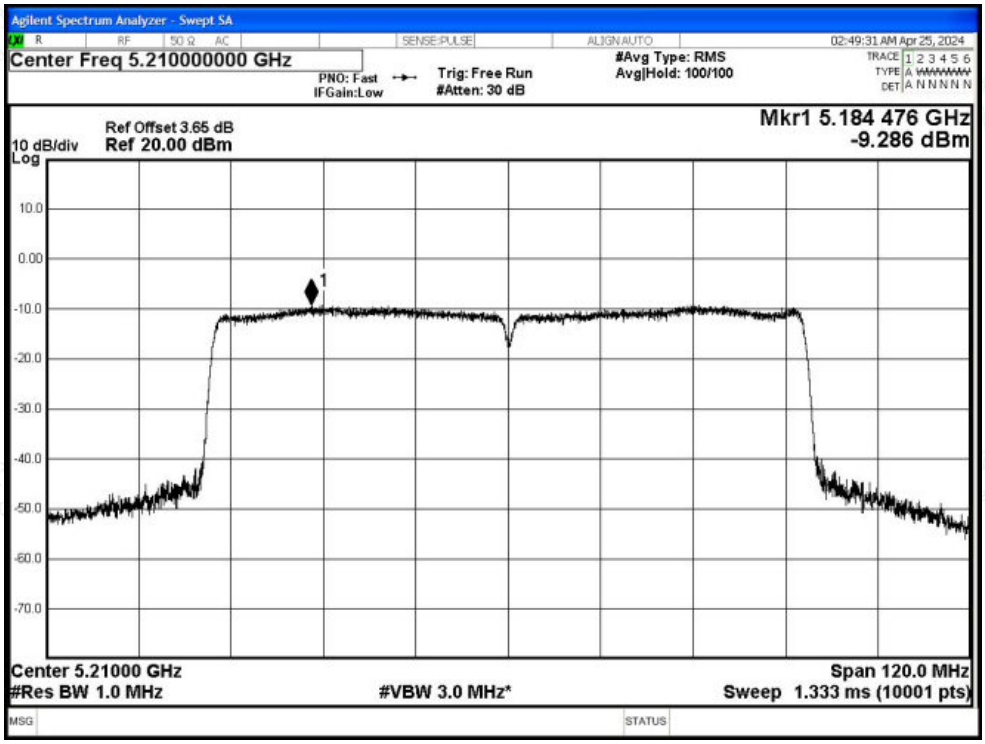

## B.4 Restrict Band

| Condition | Mode | Frequency (MHz) | Antenna | Spur Freq (MHz) | Power (dBm) | Gain (dBi) | Duty Factor (dB) | E (dBuV/m) | Detector | Limit (dBuV/m) | Verdict |
|---|---|---|---|---|---|---|---|---|---|---|---|
| NVNT | a | 5180 | Ant3 | 4500 | -51.69 | 3.42 | - | 46.99 | Peak | 68.2 | Pass |
| NVNT | a | 5180 | Ant3 | 4500 | -58.29 | 3.42 | 0.24 | 40.63 | Average | 54 | Pass |
| NVNT | a | 5180 | Ant3 | 5149.6 | -37.33 | 3.42 | - | 61.35 | Peak | 68.2 | Pass |
| NVNT | a | 5180 | Ant3 | 5148.2 | -50.54 | 3.42 | 0.24 | 48.38 | Average | 54 | Pass |
| NVNT | a | 5180 | Ant3 | 5150 | -40.1 | 3.42 | - | 58.58 | Peak | 68.2 | Pass |
| NVNT | a | 5180 | Ant3 | 5150 | -50.83 | 3.42 | 0.24 | 48.09 | Average | 54 | Pass |
| NVNT | a | 5240 | Ant3 | 5350 | -49.26 | 3.42 | - | 49.42 | Peak | 68.2 | Pass |
| NVNT | a | 5240 | Ant3 | 5350 | -57.03 | 3.42 | 0.24 | 41.89 | Average | 54 | Pass |
| NVNT | a | 5240 | Ant3 | 5406.72 | -47.23 | 3.42 | - | 51.45 | Peak | 68.2 | Pass |
| NVNT | a | 5240 | Ant3 | 5351.28 | -56.56 | 3.42 | 0.24 | 42.36 | Average | 54 | Pass |
| NVNT | a | 5240 | Ant3 | 5460 | -51.32 | 3.42 | - | 47.36 | Peak | 68.2 | Pass |
| NVNT | a | 5240 | Ant3 | 5460 | -58.12 | 3.42 | 0.24 | 40.8 | Average | 54 | Pass |
| NVNT | n20 | 5180 | Ant3 | 4500 | -48.51 | 3.42 | - | 50.17 | Peak | 68.2 | Pass |
| NVNT | n20 | 5180 | Ant3 | 4500 | -58.41 | 3.42 | 0.28 | 40.55 | Average | 54 | Pass |
| NVNT | n20 | 5180 | Ant3 | 5149.6 | -42.12 | 3.42 | - | 56.56 | Peak | 68.2 | Pass |
| NVNT | n20 | 5180 | Ant3 | 5148.2 | -55.04 | 3.42 | 0.28 | 43.92 | Average | 54 | Pass |
| NVNT | n20 | 5180 | Ant3 | 5150 | -41.96 | 3.42 | - | 56.72 | Peak | 68.2 | Pass |
| NVNT | n20 | 5180 | Ant3 | 5150 | -55.09 | 3.42 | 0.28 | 43.87 | Average | 54 | Pass |
| NVNT | n20 | 5240 | Ant3 | 5350 | -49.58 | 3.42 | - | 49.1 | Peak | 68.2 | Pass |
| NVNT | n20 | 5240 | Ant3 | 5350 | -57.28 | 3.42 | 0.28 | 41.68 | Average | 54 | Pass |
| NVNT | n20 | 5240 | Ant3 | 5382.24 | -46.92 | 3.42 | - | 51.76 | Peak | 68.2 | Pass |
| NVNT | n20 | 5240 | Ant3 | 5351.28 | -56.97 | 3.42 | 0.28 | 41.99 | Average | 54 | Pass |
| NVNT | n20 | 5240 | Ant3 | 5460 | -50.75 | 3.42 | - | 47.93 | Peak | 68.2 | Pass |
| NVNT | n20 | 5240 | Ant3 | 5460 | -58.01 | 3.42 | 0.28 | 40.95 | Average | 54 | Pass |
| NVNT | n40 | 5190 | Ant3 | 4500 | -48.79 | 3.42 | - | 49.89 | Peak | 68.2 | Pass |
| NVNT | n40 | 5190 | Ant3 | 4500 | -57.73 | 3.42 | 0.24 | 41.19 | Average | 54 | Pass |
| NVNT | n40 | 5190 | Ant3 | 5148.97 | -42 | 3.42 | - | 56.68 | Peak | 68.2 | Pass |
| NVNT | n40 | 5190 | Ant3 | 5149.7 | -52.93 | 3.42 | 0.24 | 45.99 | Average | 54 | Pass |
| NVNT | n40 | 5190 | Ant3 | 5150 | -42.22 | 3.42 | - | 56.46 | Peak | 68.2 | Pass |
| NVNT | n40 | 5190 | Ant3 | 5150 | -52.93 | 3.42 | 0.24 | 45.99 | Average | 54 | Pass |
| NVNT | n40 | 5230 | Ant3 | 5350 | -50.1 | 3.42 | - | 48.58 | Peak | 68.2 | Pass |
| NVNT | n40 | 5230 | Ant3 | 5350 | -57.39 | 3.42 | 0.24 | 41.53 | Average | 54 | Pass |
| NVNT | n40 | 5230 | Ant3 | 5391.96 | -47.19 | 3.42 | - | 51.49 | Peak | 68.2 | Pass |
| NVNT | n40 | 5230 | Ant3 | 5426.52 | -57.17 | 3.42 | 0.24 | 41.75 | Average | 54 | Pass |
| NVNT | n40 | 5230 | Ant3 | 5460 | -50.86 | 3.42 | - | 47.82 | Peak | 68.2 | Pass |
| NVNT | n40 | 5230 | Ant3 | 5460 | -58.21 | 3.42 | 0.24 | 40.71 | Average | 54 | Pass |
| NVNT | ac20 | 5180 | Ant3 | 4500 | -51.06 | 3.42 | - | 47.62 | Peak | 68.2 | Pass |

| | | | | | | | | | | | |
|---|---|---|---|---|---|---|---|---|---|---|---|
| NVNT | ac20 | 5180 | Ant3 | 4500 | -58.33 | 3.42 | 0.28 | 40.63 | Average | 54 | Pass |
| NVNT | ac20 | 5180 | Ant3 | 5149.6 | -42.41 | 3.42 | - | 56.27 | Peak | 68.2 | Pass |
| NVNT | ac20 | 5180 | Ant3 | 5146.8 | -53.24 | 3.42 | 0.28 | 45.72 | Average | 54 | Pass |
| NVNT | ac20 | 5180 | Ant3 | 5150 | -42.96 | 3.42 | - | 55.72 | Peak | 68.2 | Pass |
| NVNT | ac20 | 5180 | Ant3 | 5150 | -51.82 | 3.42 | 0.28 | 47.14 | Average | 54 | Pass |
| NVNT | ac20 | 5240 | Ant3 | 5350 | -48.9 | 3.42 | - | 49.78 | Peak | 68.2 | Pass |
| NVNT | ac20 | 5240 | Ant3 | 5350 | -57.48 | 3.42 | 0.28 | 41.48 | Average | 54 | Pass |
| NVNT | ac20 | 5240 | Ant3 | 5398.8 | -46.78 | 3.42 | - | 51.9 | Peak | 68.2 | Pass |
| NVNT | ac20 | 5240 | Ant3 | 5351.76 | -56.45 | 3.42 | 0.28 | 42.51 | Average | 54 | Pass |
| NVNT | ac20 | 5240 | Ant3 | 5460 | -48.26 | 3.42 | - | 50.42 | Peak | 68.2 | Pass |
| NVNT | ac20 | 5240 | Ant3 | 5460 | -57.85 | 3.42 | 0.28 | 41.11 | Average | 54 | Pass |
| NVNT | ac40 | 5190 | Ant3 | 4500 | -49.83 | 3.42 | - | #VALUE! | Peak | 68.2 | Pass |
| NVNT | ac40 | 5190 | Ant3 | 4500 | -57.93 | 3.42 | 0.24 | 40.99 | Average | 54 | Pass |
| NVNT | ac40 | 5190 | Ant3 | 5149.7 | -44.3 | 3.42 | - | 54.38 | Peak | 68.2 | Pass |
| NVNT | ac40 | 5190 | Ant3 | 5148.24 | -53.88 | 3.42 | 0.24 | 45.04 | Average | 54 | Pass |
| NVNT | ac40 | 5190 | Ant3 | 5150 | -44.3 | 3.42 | - | 54.38 | Peak | 68.2 | Pass |
| NVNT | ac40 | 5190 | Ant3 | 5150 | -54.48 | 3.42 | 0.24 | 44.44 | Average | 54 | Pass |
| NVNT | ac40 | 5230 | Ant3 | 5350 | -50.59 | 3.42 | - | 48.09 | Peak | 68.2 | Pass |
| NVNT | ac40 | 5230 | Ant3 | 5350 | -57.03 | 3.42 | 0.24 | 41.89 | Average | 54 | Pass |
| NVNT | ac40 | 5230 | Ant3 | 5408.43 | -46.81 | 3.42 | - | 51.87 | Peak | 68.2 | Pass |
| NVNT | ac40 | 5230 | Ant3 | 5350.65 | -57.02 | 3.42 | 0.24 | 41.9 | Average | 54 | Pass |
| NVNT | ac40 | 5230 | Ant3 | 5460 | -48.05 | 3.42 | - | 50.63 | Peak | 68.2 | Pass |
| NVNT | ac40 | 5230 | Ant3 | 5460 | -57.99 | 3.42 | 0.24 | 40.93 | Average | 54 | Pass |
| NVNT | ac80 | 5210 | Ant3 | 5350 | -49.56 | 3.42 | - | 49.12 | Peak | 68.2 | Pass |
| NVNT | ac80 | 5210 | Ant3 | 5350 | -57.38 | 3.42 | 0.25 | 41.55 | Average | 54 | Pass |
| NVNT | ac80 | 5210 | Ant3 | 5442.51 | -46.63 | 3.42 | - | 52.05 | Peak | 68.2 | Pass |
| NVNT | ac80 | 5210 | Ant3 | 5350.44 | -56.59 | 3.42 | 0.25 | 42.34 | Average | 54 | Pass |
| NVNT | ac80 | 5210 | Ant3 | 5460 | -49.94 | 3.42 | - | 48.74 | Peak | 68.2 | Pass |
| NVNT | ac80 | 5210 | Ant3 | 5460 | -57.76 | 3.42 | 0.25 | 41.17 | Average | 54 | Pass |
| NVNT | ac80 | 5210 | Ant3 | 4500 | -49.61 | 3.42 | - | 49.07 | Peak | 68.2 | Pass |
| NVNT | ac80 | 5210 | Ant3 | 4500 | -58.49 | 3.42 | 0.25 | 40.44 | Average | 54 | Pass |
| NVNT | ac80 | 5210 | Ant3 | 5147.8 | -42.66 | 3.42 | - | 56.02 | Peak | 68.2 | Pass |
| NVNT | ac80 | 5210 | Ant3 | 5148.59 | -53.6 | 3.42 | 0.25 | 45.33 | Average | 54 | Pass |
| NVNT | ac80 | 5210 | Ant3 | 5150 | -42.76 | 3.42 | - | 55.92 | Peak | 68.2 | Pass |
| NVNT | ac80 | 5210 | Ant3 | 5150 | -52.9 | 3.42 | 0.25 | 46.03 | Average | 54 | Pass |

Test Graphs

Restrict Band NVNT a 5180MHz Ant3 Peak

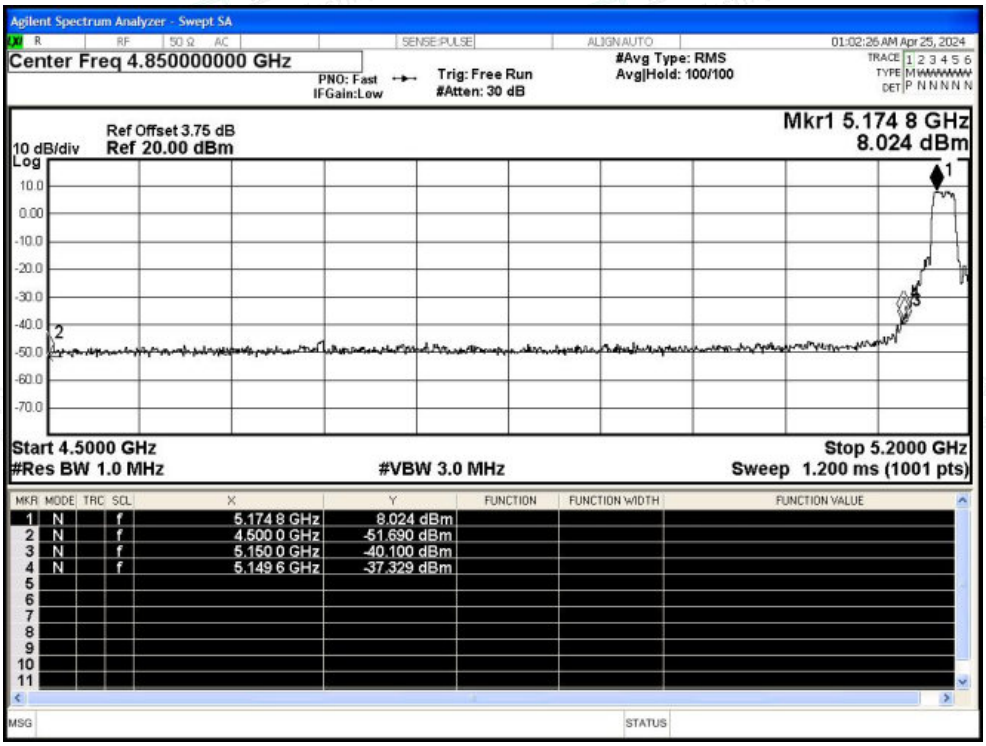


Restrict Band NVNT a 5180MHz Ant3 Average

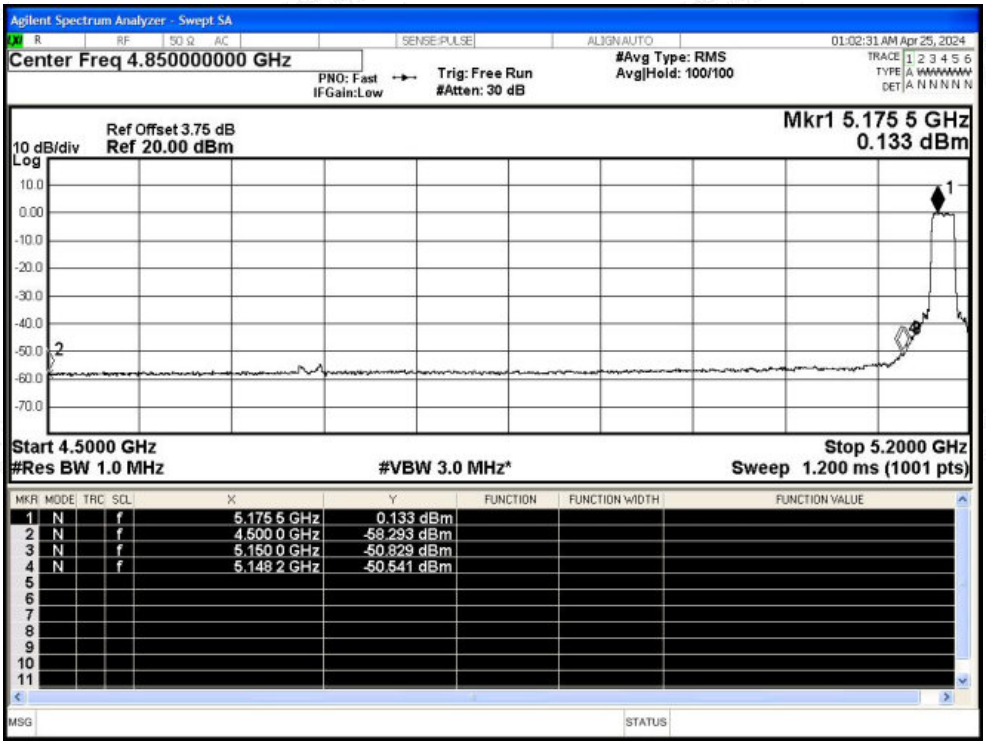

Restrict Band NVNT a 5240MHz Ant3 Peak

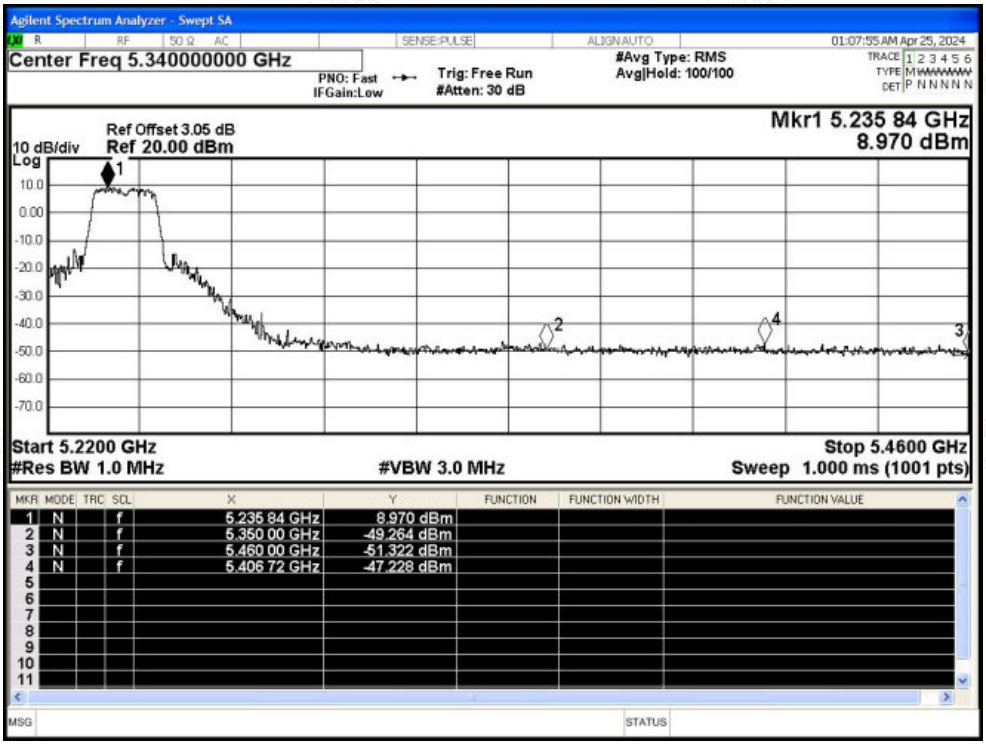


Restrict Band NVNT a 5240MHz Ant3 Average

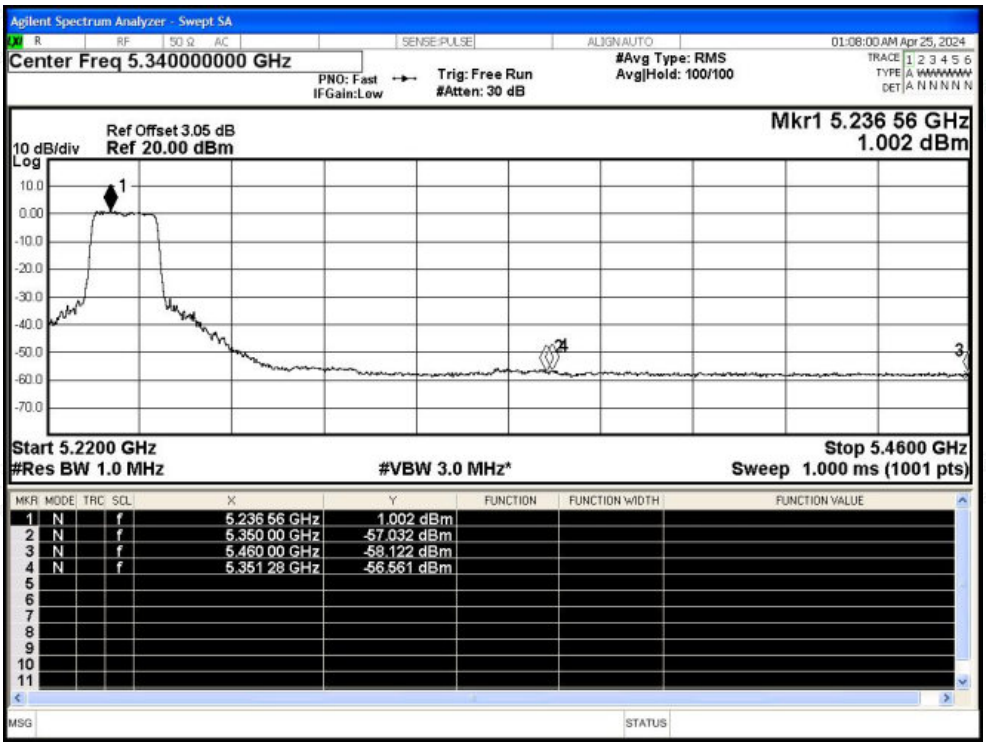

Restrict Band NVNT n20 5180MHz Ant3 Peak

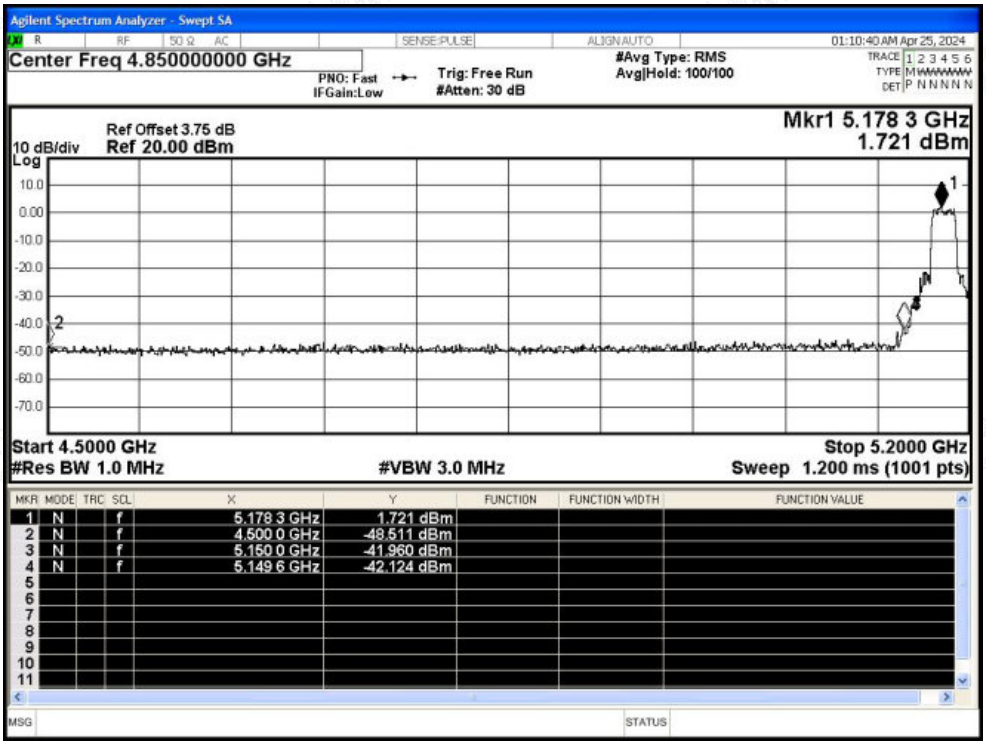


Restrict Band NVNT n20 5180MHz Ant3 Average

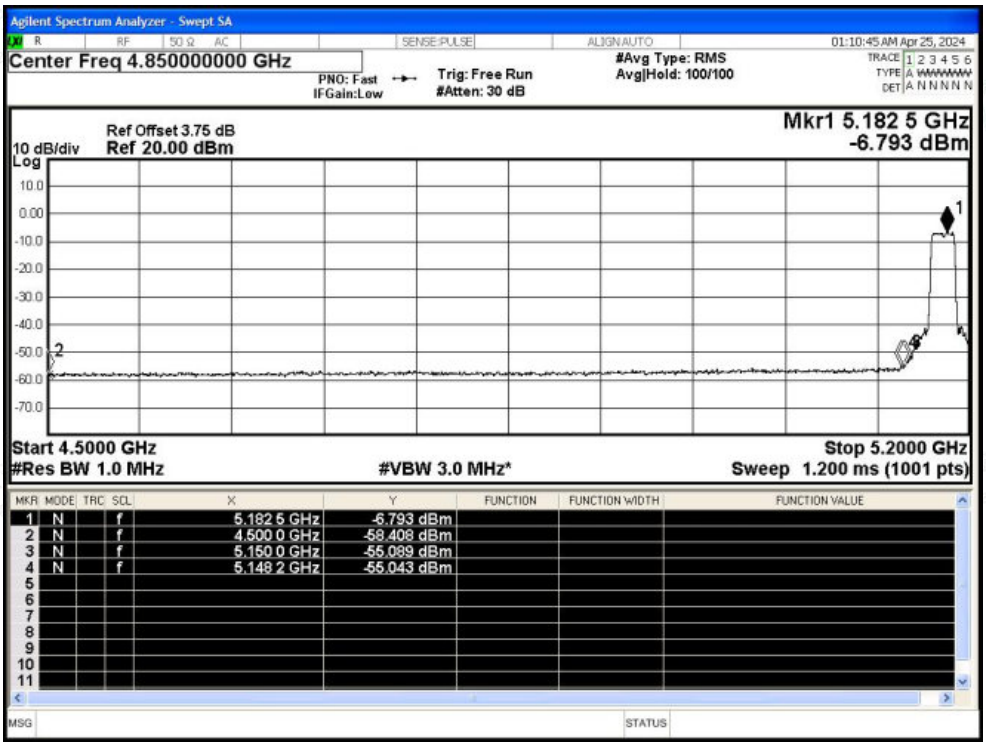

Restrict Band NVNT n20 5240MHz Ant3 Peak

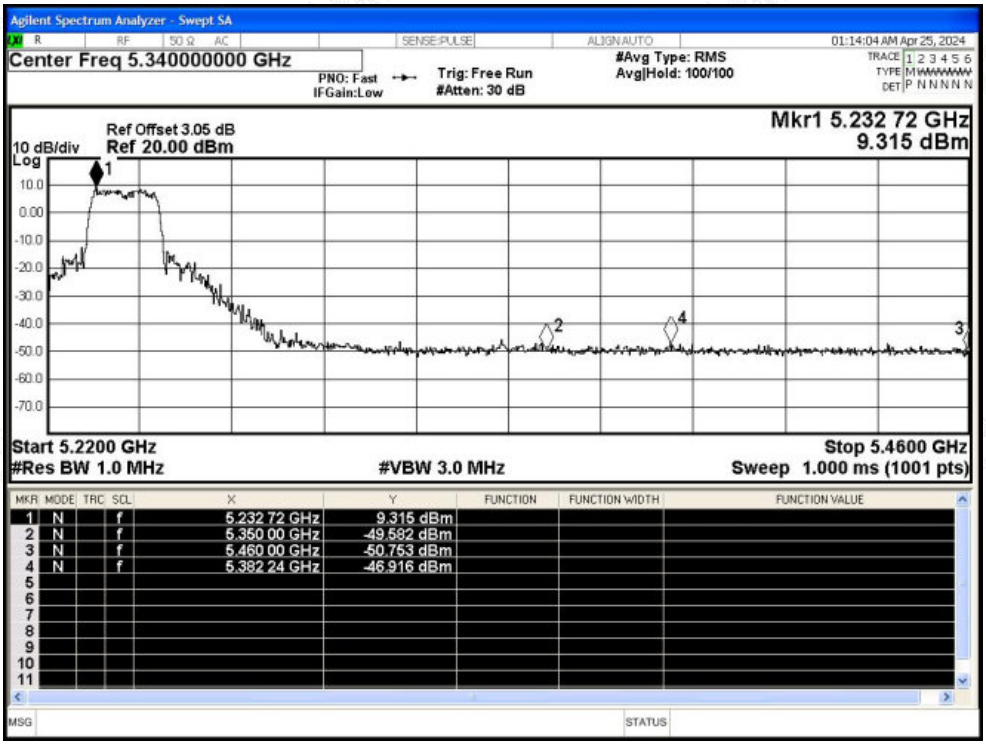


Restrict Band NVNT n20 5240MHz Ant3 Average

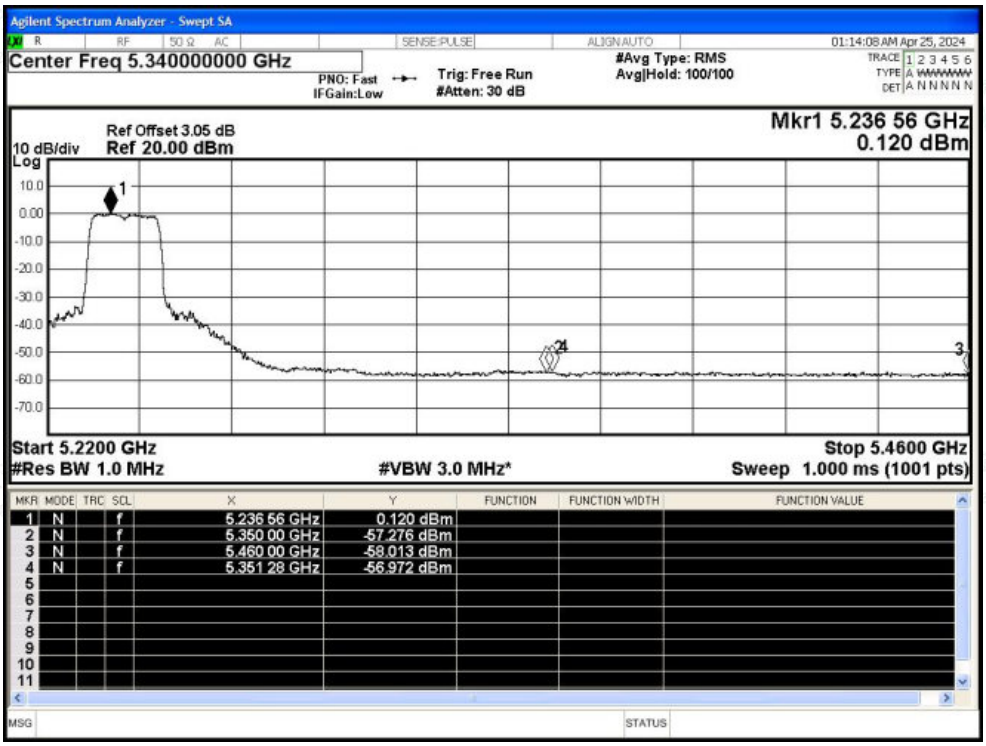

Restrict Band NVNT n40 5190MHz Ant3 Peak

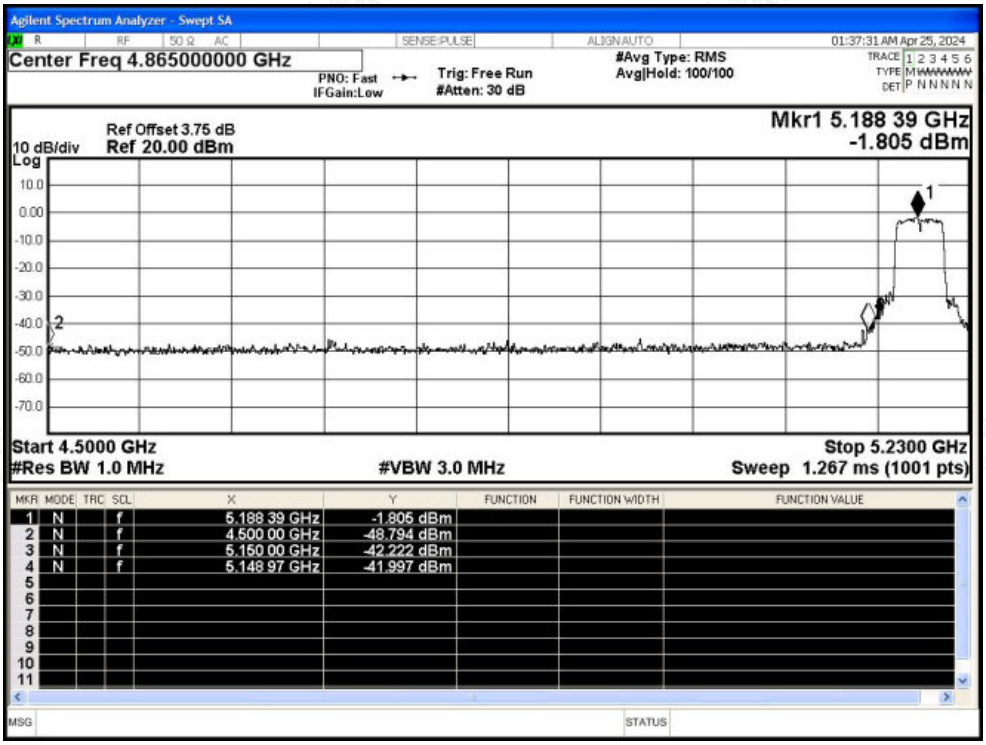


Restrict Band NVNT n40 5190MHz Ant3 Average

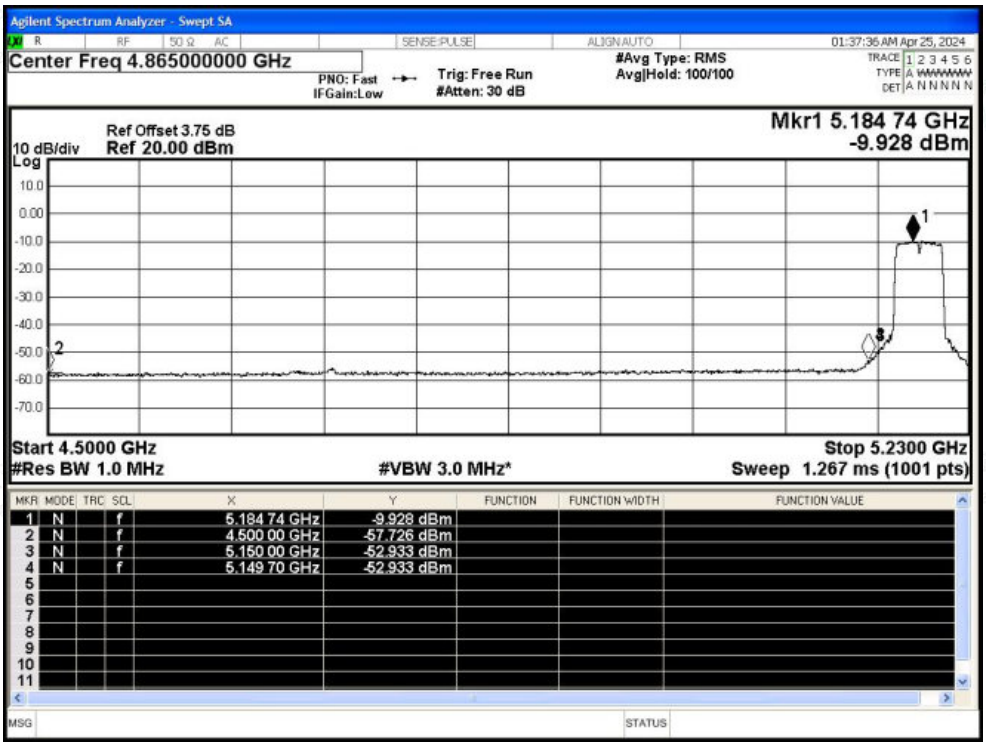

Restrict Band NVNT n40 5230MHz Ant3 Peak

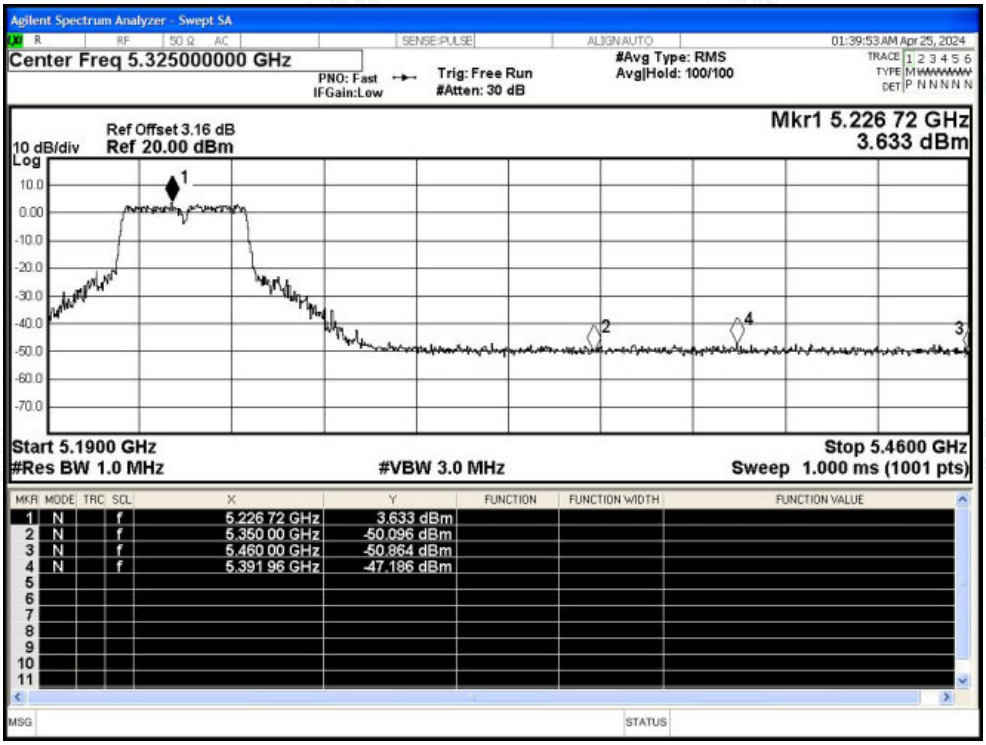


Restrict Band NVNT n40 5230MHz Ant3 Average

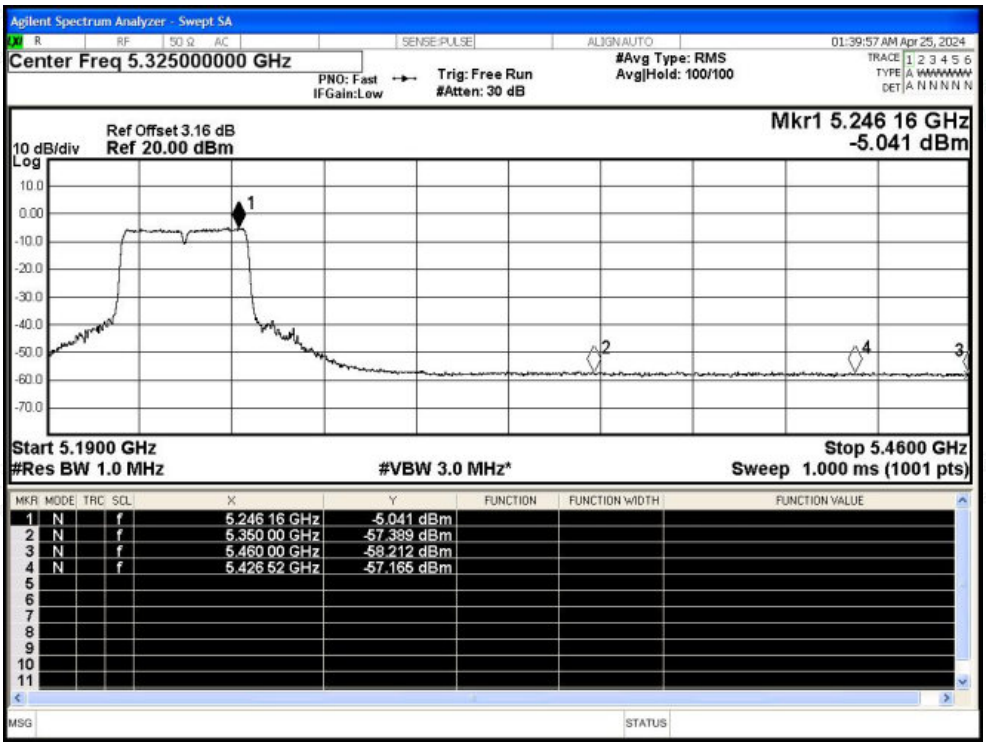

Restrict Band NVNT ac20 5180MHz Ant3 Peak

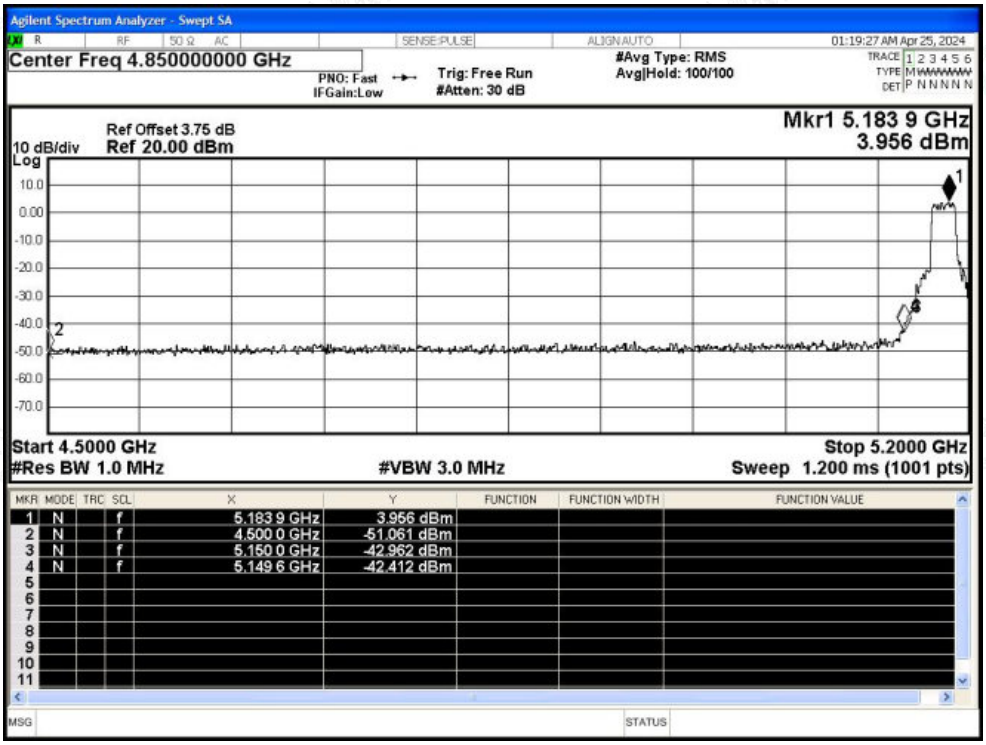


Restrict Band NVNT ac20 5180MHz Ant3 Average

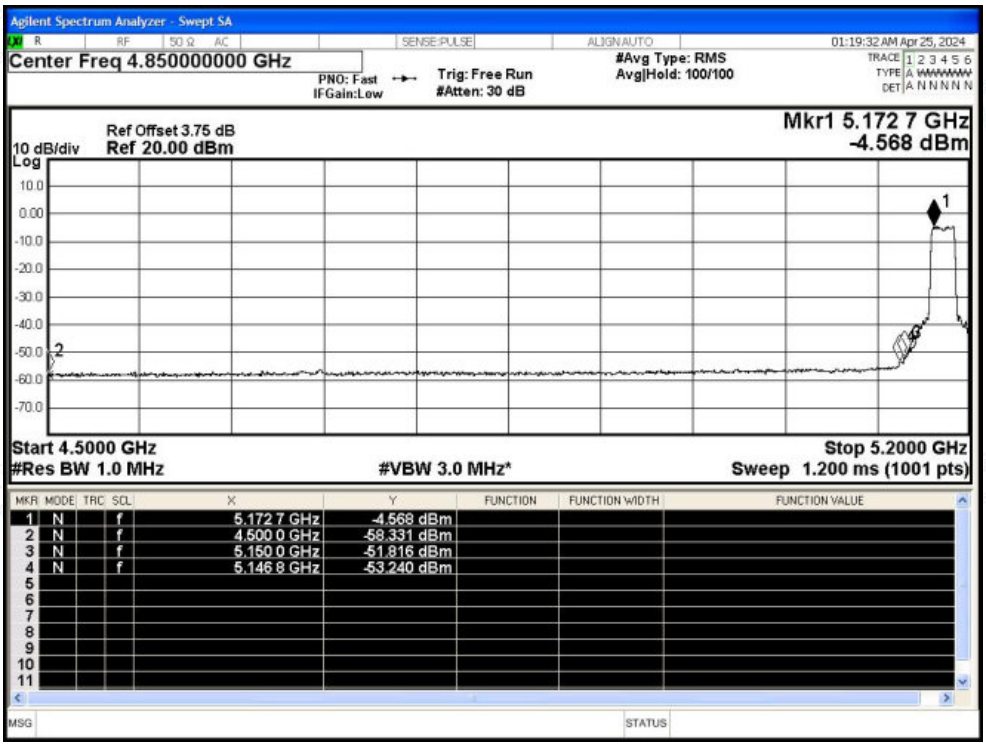

Restrict Band NVNT ac20 5240MHz Ant3 Peak

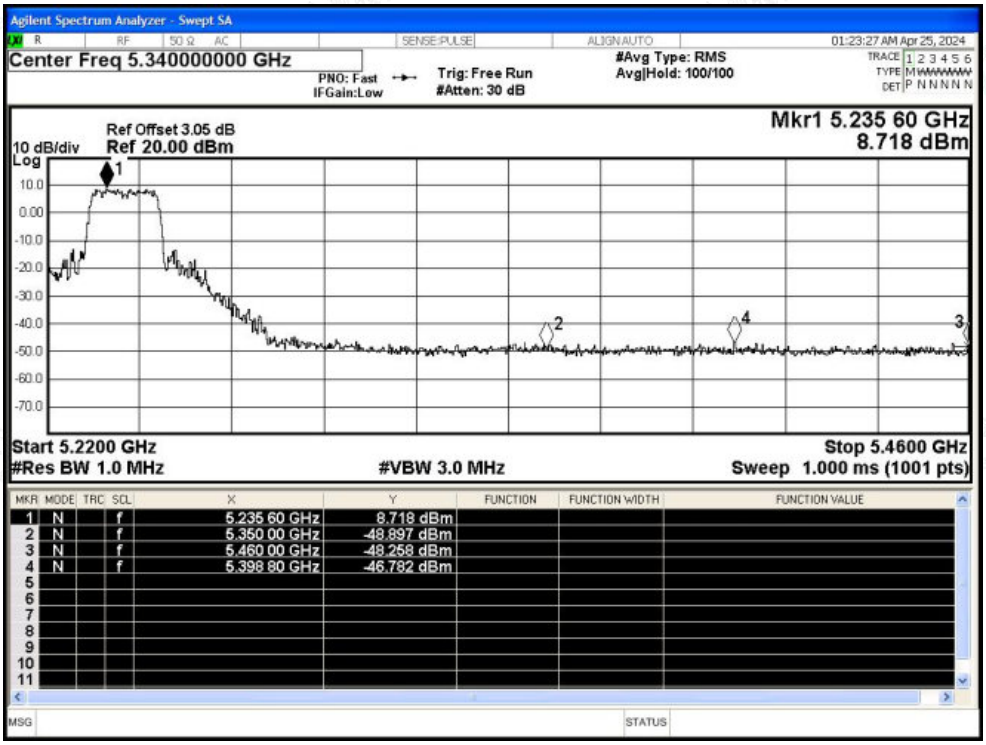


Restrict Band NVNT ac20 5240MHz Ant3 Average

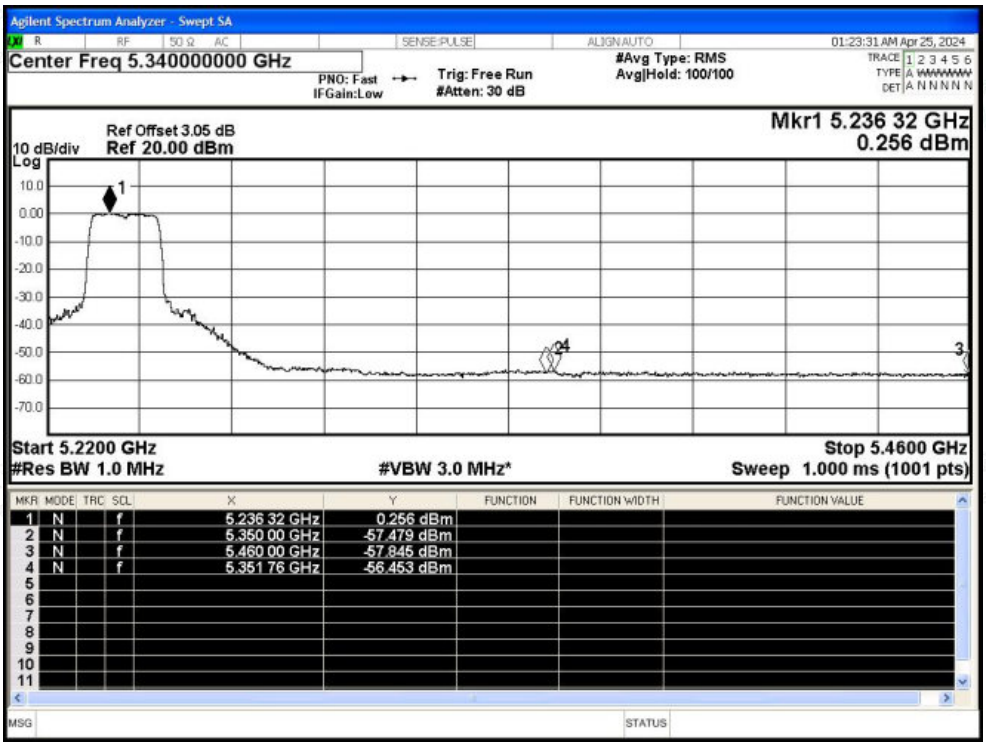

Restrict Band NVNT ac40 5190MHz Ant3 Peak

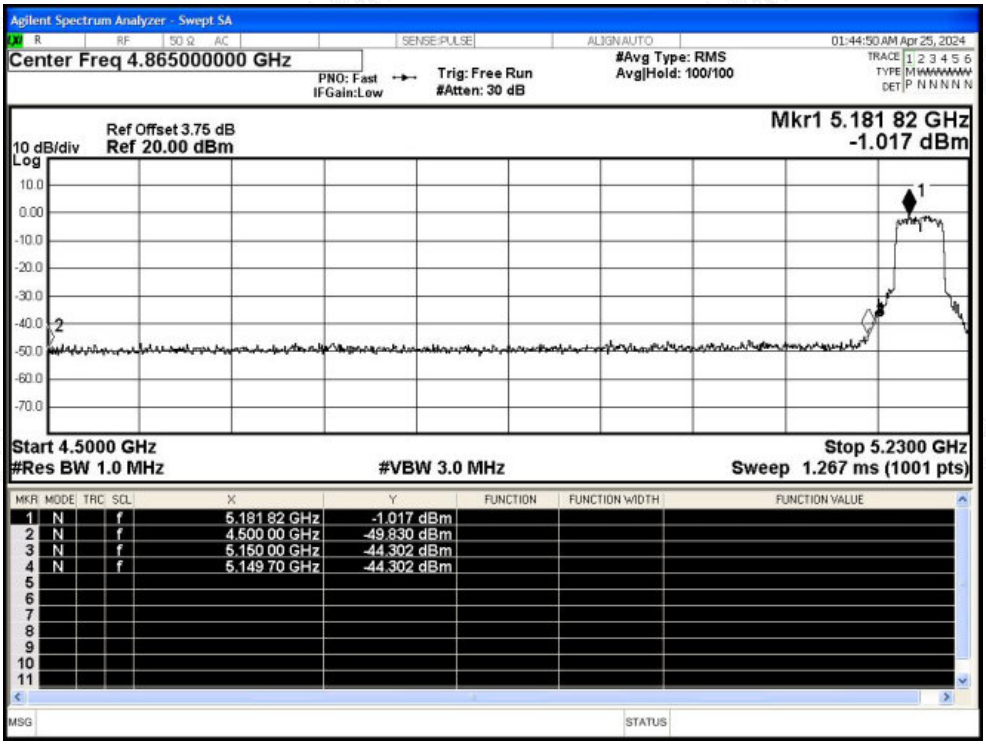


Restrict Band NVNT ac40 5190MHz Ant3 Average

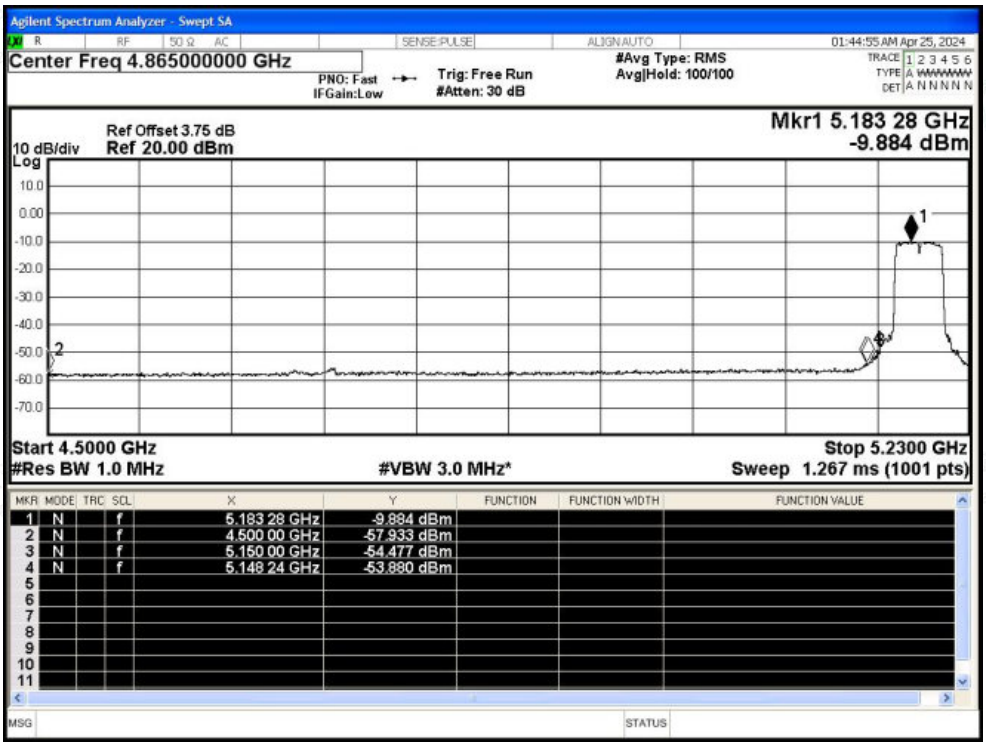

Restrict Band NVNT ac40 5230MHz Ant3 Peak

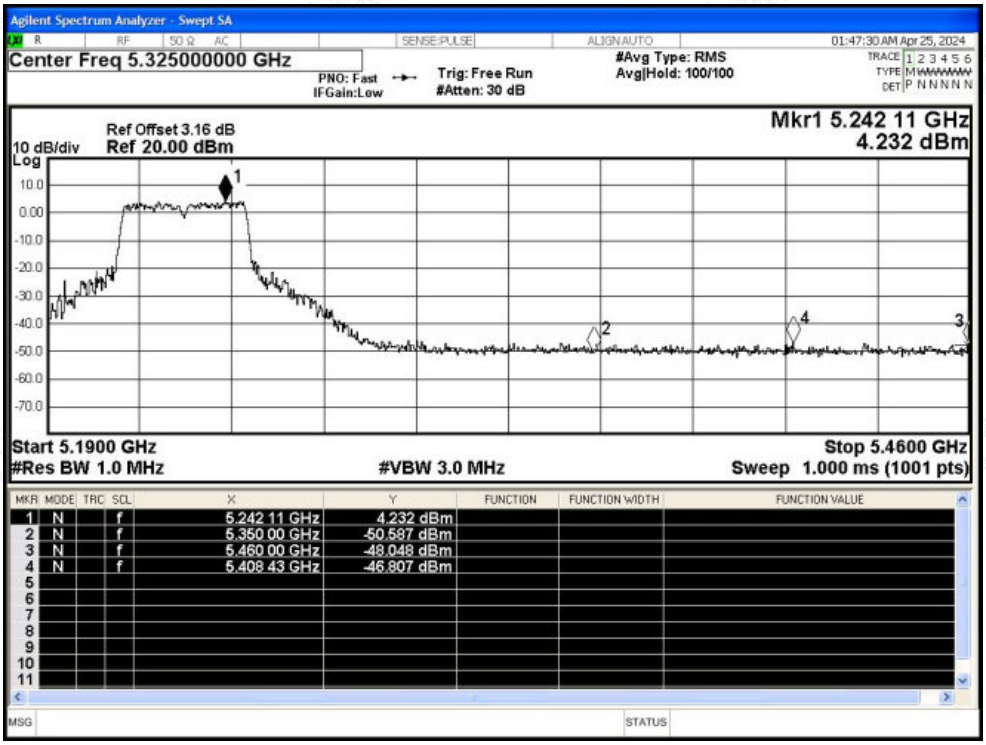


Restrict Band NVNT ac40 5230MHz Ant3 Average

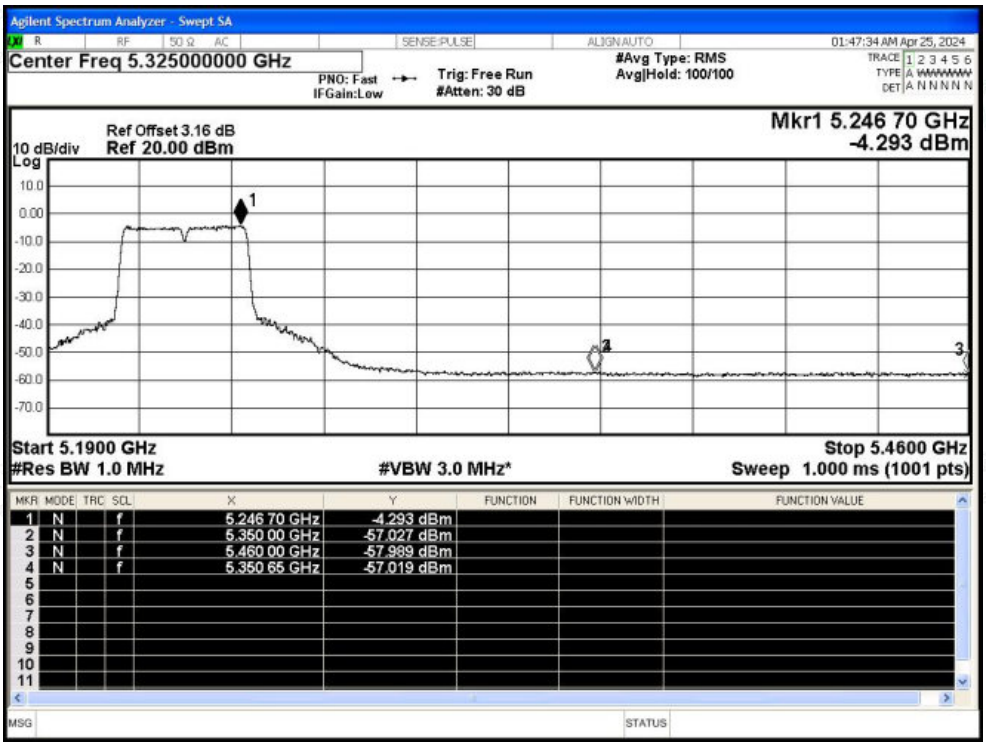

Restrict Band NVNT ac80 5210MHz Ant3 Peak

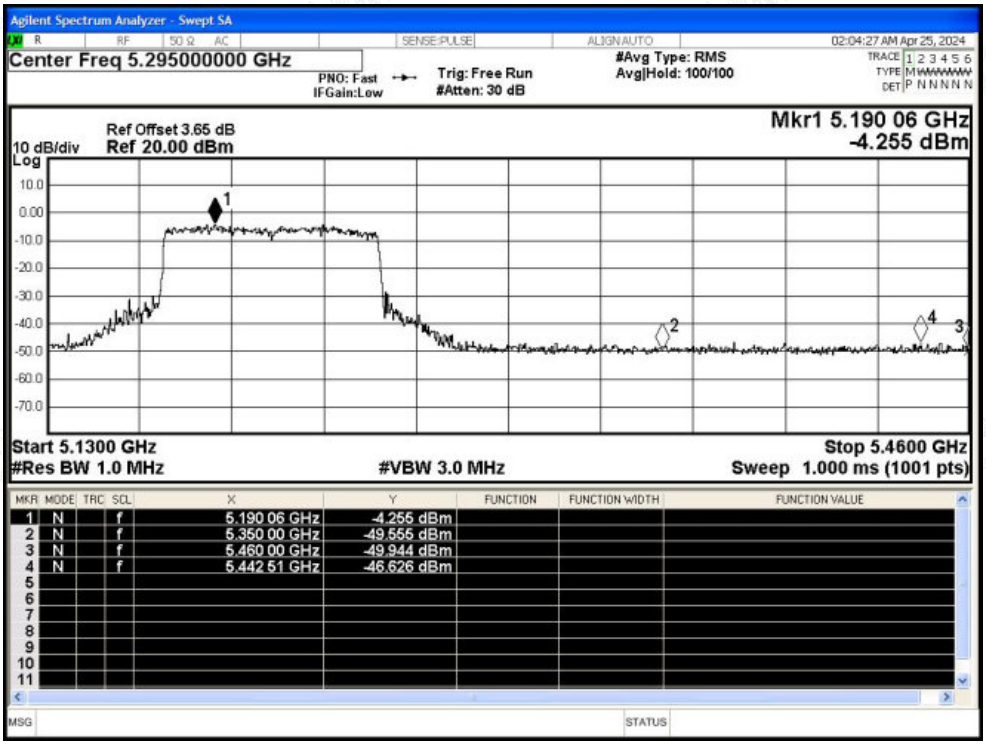


Restrict Band NVNT ac80 5210MHz Ant3 Average

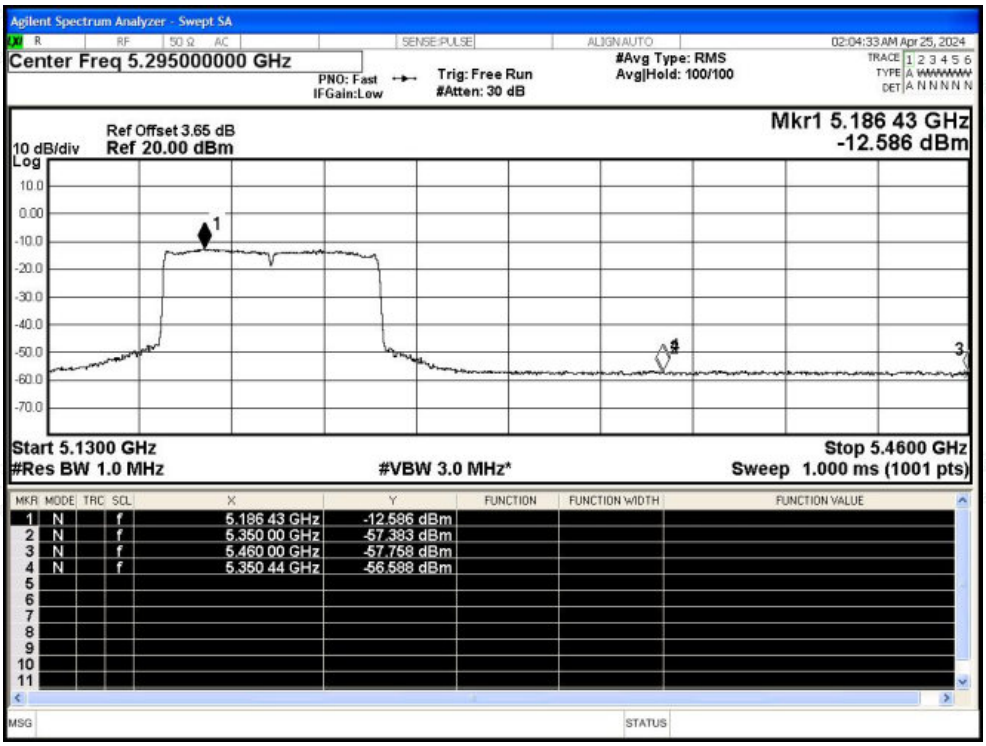

Restrict Band NVNT ac80 5210MHz Ant3 Peak

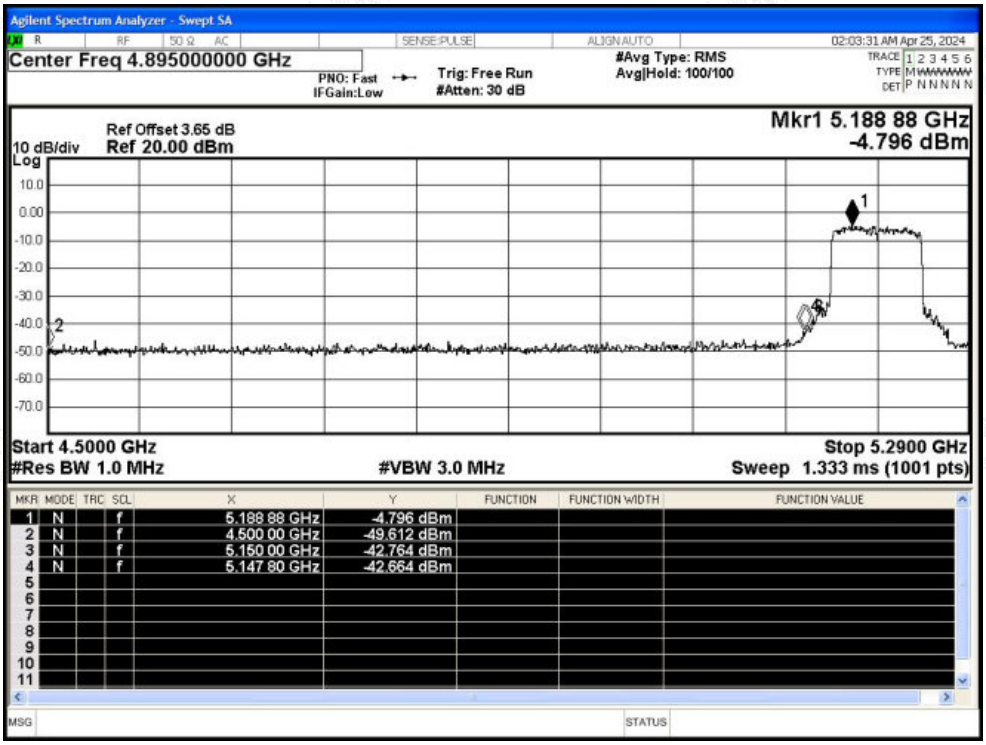


Restrict Band NVNT ac80 5210MHz Ant3 Average

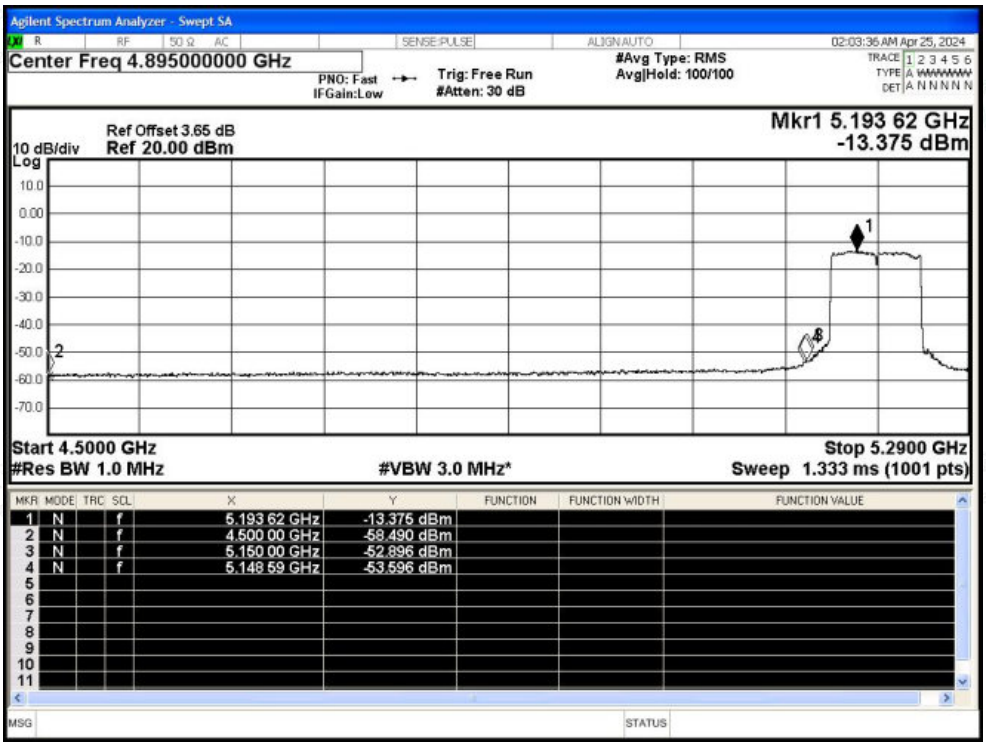

| Condition | Mode | Frequency (MHz) | Antenna | Spur Freq (MHz) | Power (dBm) | Gain (dBi) | Duty Factor (dB) | E (dBuV/m) | Detector | Limit (dBuV/m) | Verdict |
|---|---|---|---|---|---|---|---|---|---|---|---|
| NVNT | a | 5180 | Ant4 | 4500 | -49.97 | 3.42 | - | 48.71 | Peak | 68.2 | Pass |
| NVNT | a | 5180 | Ant4 | 4500 | -58.12 | 3.42 | 0.24 | 40.8 | Average | 54 | Pass |
| NVNT | a | 5180 | Ant4 | 5148.2 | -40.05 | 3.42 | - | 58.63 | Peak | 68.2 | Pass |
| NVNT | a | 5180 | Ant4 | 5148.2 | -53.91 | 3.42 | 0.24 | 45.01 | Average | 54 | Pass |
| NVNT | a | 5180 | Ant4 | 5150 | -42.37 | 3.42 | - | 56.31 | Peak | 68.2 | Pass |
| NVNT | a | 5180 | Ant4 | 5150 | -54.15 | 3.42 | 0.24 | 44.77 | Average | 54 | Pass |
| NVNT | a | 5240 | Ant4 | 5350 | -48.71 | 3.42 | - | 49.97 | Peak | 68.2 | Pass |
| NVNT | a | 5240 | Ant4 | 5350 | -57.35 | 3.42 | 0.24 | 41.57 | Average | 54 | Pass |
| NVNT | a | 5240 | Ant4 | 5351.04 | -47.12 | 3.42 | - | 51.56 | Peak | 68.2 | Pass |
| NVNT | a | 5240 | Ant4 | 5350.8 | -56.27 | 3.42 | 0.24 | 42.65 | Average | 54 | Pass |
| NVNT | a | 5240 | Ant4 | 5460 | -48.53 | 3.42 | - | 50.15 | Peak | 68.2 | Pass |
| NVNT | a | 5240 | Ant4 | 5460 | -58.07 | 3.42 | 0.24 | 40.85 | Average | 54 | Pass |
| NVNT | n20 | 5180 | Ant4 | 4500 | -50.71 | 3.42 | - | 47.97 | Peak | 68.2 | Pass |
| NVNT | n20 | 5180 | Ant4 | 4500 | -58.43 | 3.42 | 0.28 | 40.53 | Average | 54 | Pass |
| NVNT | n20 | 5180 | Ant4 | 5148.2 | -44.11 | 3.42 | - | 54.57 | Peak | 68.2 | Pass |
| NVNT | n20 | 5180 | Ant4 | 5149.6 | -54.3 | 3.42 | 0.28 | 44.66 | Average | 54 | Pass |
| NVNT | n20 | 5180 | Ant4 | 5150 | -41.02 | 3.42 | - | 57.66 | Peak | 68.2 | Pass |
| NVNT | n20 | 5180 | Ant4 | 5150 | -55.05 | 3.42 | 0.28 | 43.91 | Average | 54 | Pass |
| NVNT | n20 | 5240 | Ant4 | 5350 | -49.22 | 3.42 | - | 49.46 | Peak | 68.2 | Pass |
| NVNT | n20 | 5240 | Ant4 | 5350 | -57.45 | 3.42 | 0.28 | 41.51 | Average | 54 | Pass |
| NVNT | n20 | 5240 | Ant4 | 5406.48 | -46.68 | 3.42 | - | 52 | Peak | 68.2 | Pass |
| NVNT | n20 | 5240 | Ant4 | 5350.32 | -56.96 | 3.42 | 0.28 | 42 | Average | 54 | Pass |
| NVNT | n20 | 5240 | Ant4 | 5460 | -49.39 | 3.42 | - | 49.29 | Peak | 68.2 | Pass |
| NVNT | n20 | 5240 | Ant4 | 5460 | -57.52 | 3.42 | 0.28 | 41.44 | Average | 54 | Pass |
| NVNT | n40 | 5190 | Ant4 | 4500 | -49.88 | 3.42 | - | 48.8 | Peak | 68.2 | Pass |
| NVNT | n40 | 5190 | Ant4 | 4500 | -58.57 | 3.42 | 0.24 | 40.35 | Average | 54 | Pass |
| NVNT | n40 | 5190 | Ant4 | 5146.78 | -39.79 | 3.42 | - | 58.89 | Peak | 68.2 | Pass |
| NVNT | n40 | 5190 | Ant4 | 5149.7 | -50.98 | 3.42 | 0.24 | 47.94 | Average | 54 | Pass |
| NVNT | n40 | 5190 | Ant4 | 5150 | -41.55 | 3.42 | - | 57.13 | Peak | 68.2 | Pass |
| NVNT | n40 | 5190 | Ant4 | 5150 | -50.98 | 3.42 | 0.24 | 47.94 | Average | 54 | Pass |
| NVNT | n40 | 5230 | Ant4 | 5350 | -48.43 | 3.42 | - | 50.25 | Peak | 68.2 | Pass |
| NVNT | n40 | 5230 | Ant4 | 5350 | -57.66 | 3.42 | 0.24 | 41.26 | Average | 54 | Pass |
| NVNT | n40 | 5230 | Ant4 | 5417.07 | -46.77 | 3.42 | - | 51.91 | Peak | 68.2 | Pass |
| NVNT | n40 | 5230 | Ant4 | 5366.04 | -56.82 | 3.42 | 0.24 | 42.1 | Average | 54 | Pass |
| NVNT | n40 | 5230 | Ant4 | 5460 | -50.35 | 3.42 | - | 48.33 | Peak | 68.2 | Pass |
| NVNT | n40 | 5230 | Ant4 | 5460 | -58.54 | 3.42 | 0.24 | 40.38 | Average | 54 | Pass |
| NVNT | ac20 | 5180 | Ant4 | 4500 | -49.23 | 3.42 | - | 49.45 | Peak | 68.2 | Pass |
| NVNT | ac20 | 5180 | Ant4 | 4500 | -57.9 | 3.42 | 0.28 | 41.06 | Average | 54 | Pass |
| NVNT | ac20 | 5180 | Ant4 | 5149.6 | -36.82 | 3.42 | - | 61.86 | Peak | 68.2 | Pass |

| | | | | | | | | | | | |
|---|---|---|---|---|---|---|---|---|---|---|---|
| NVNT | ac20 | 5180 | Ant4 | 5148.2 | -52.04 | 3.42 | 0.28 | 46.92 | Average | 54 | Pass |
| NVNT | ac20 | 5180 | Ant4 | 5150 | -39.84 | 3.42 | - | 58.84 | Peak | 68.2 | Pass |
| NVNT | ac20 | 5180 | Ant4 | 5150 | -51.88 | 3.42 | 0.28 | 47.08 | Average | 54 | Pass |
| NVNT | ac20 | 5240 | Ant4 | 5350 | -49.2 | 3.42 | - | 49.48 | Peak | 68.2 | Pass |
| NVNT | ac20 | 5240 | Ant4 | 5350 | -57.75 | 3.42 | 0.28 | 41.21 | Average | 54 | Pass |
| NVNT | ac20 | 5240 | Ant4 | 5395.68 | -46.46 | 3.42 | - | 52.22 | Peak | 68.2 | Pass |
| NVNT | ac20 | 5240 | Ant4 | 5352.72 | -56.98 | 3.42 | 0.28 | 41.98 | Average | 54 | Pass |
| NVNT | ac20 | 5240 | Ant4 | 5460 | -50.16 | 3.42 | - | 48.52 | Peak | 68.2 | Pass |
| NVNT | ac20 | 5240 | Ant4 | 5460 | -58.16 | 3.42 | 0.28 | 40.8 | Average | 54 | Pass |
| NVNT | ac40 | 5190 | Ant4 | 4500 | -49.08 | 3.42 | - | 49.6 | Peak | 68.2 | Pass |
| NVNT | ac40 | 5190 | Ant4 | 4500 | -58.66 | 3.42 | 0.24 | 40.3 | Average | 54 | Pass |
| NVNT | ac40 | 5190 | Ant4 | 5149.7 | -40.7 | 3.42 | - | 57.98 | Peak | 68.2 | Pass |
| NVNT | ac40 | 5190 | Ant4 | 5149.7 | -52.26 | 3.42 | 0.24 | 46.66 | Average | 54 | Pass |
| NVNT | ac40 | 5190 | Ant4 | 5150 | -40.7 | 3.42 | - | 57.98 | Peak | 68.2 | Pass |
| NVNT | ac40 | 5190 | Ant4 | 5150 | -52.26 | 3.42 | 0.24 | 46.66 | Average | 54 | Pass |
| NVNT | ac40 | 5230 | Ant4 | 5350 | -49.81 | 3.42 | - | 48.87 | Peak | 68.2 | Pass |
| NVNT | ac40 | 5230 | Ant4 | 5350 | -57.18 | 3.42 | 0.24 | 41.74 | Average | 54 | Pass |
| NVNT | ac40 | 5230 | Ant4 | 5400.33 | -47.46 | 3.42 | - | 51.22 | Peak | 68.2 | Pass |
| NVNT | ac40 | 5230 | Ant4 | 5426.52 | -57 | 3.42 | 0.24 | 41.92 | Average | 54 | Pass |
| NVNT | ac40 | 5230 | Ant4 | 5460 | -50.56 | 3.42 | - | 48.12 | Peak | 68.2 | Pass |
| NVNT | ac40 | 5230 | Ant4 | 5460 | -57.73 | 3.42 | 0.24 | 41.19 | Average | 54 | Pass |
| NVNT | ac80 | 5210 | Ant4 | 5350 | -49.56 | 3.42 | - | 49.12 | Peak | 68.2 | Pass |
| NVNT | ac80 | 5210 | Ant4 | 5350 | -56.56 | 3.42 | 0.48 | 42.6 | Average | 54 | Pass |
| NVNT | ac80 | 5210 | Ant4 | 5407.86 | -46.63 | 3.42 | - | 52.05 | Peak | 68.2 | Pass |
| NVNT | ac80 | 5210 | Ant4 | 5353.41 | -56.54 | 3.42 | 0.48 | 42.62 | Average | 54 | Pass |
| NVNT | ac80 | 5210 | Ant4 | 5460 | -49.41 | 3.42 | - | 49.27 | Peak | 68.2 | Pass |
| NVNT | ac80 | 5210 | Ant4 | 5460 | -57.98 | 3.42 | 0.48 | 41.18 | Average | 54 | Pass |
| NVNT | ac80 | 5210 | Ant4 | 4500 | -50.4 | 3.42 | - | 48.28 | Peak | 68.2 | Pass |
| NVNT | ac80 | 5210 | Ant4 | 4500 | -58.54 | 3.42 | 0.48 | 40.62 | Average | 54 | Pass |
| NVNT | ac80 | 5210 | Ant4 | 5147.8 | -41.34 | 3.42 | - | 57.34 | Peak | 68.2 | Pass |
| NVNT | ac80 | 5210 | Ant4 | 5149.38 | -51.6 | 3.42 | 0.48 | 47.56 | Average | 54 | Pass |
| NVNT | ac80 | 5210 | Ant4 | 5150 | -43.69 | 3.42 | - | 54.99 | Peak | 68.2 | Pass |
| NVNT | ac80 | 5210 | Ant4 | 5150 | -51.85 | 3.42 | 0.48 | 47.31 | Average | 54 | Pass |

Test Graphs

Restrict Band NVNT a 5180MHz Ant4 Peak

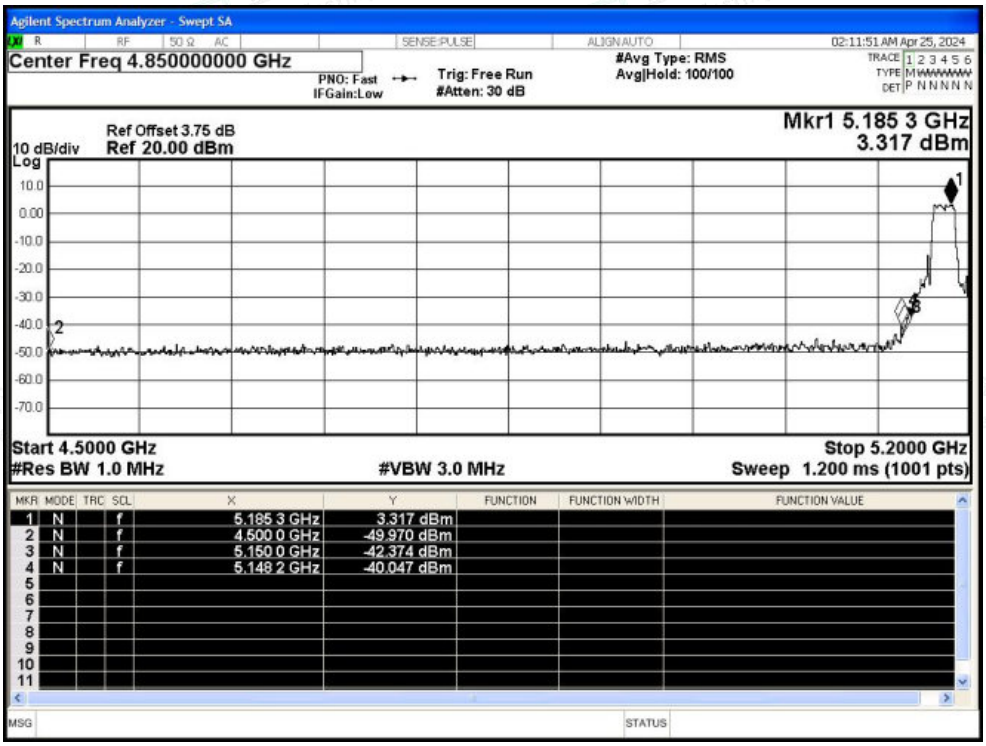


Restrict Band NVNT a 5180MHz Ant4 Average

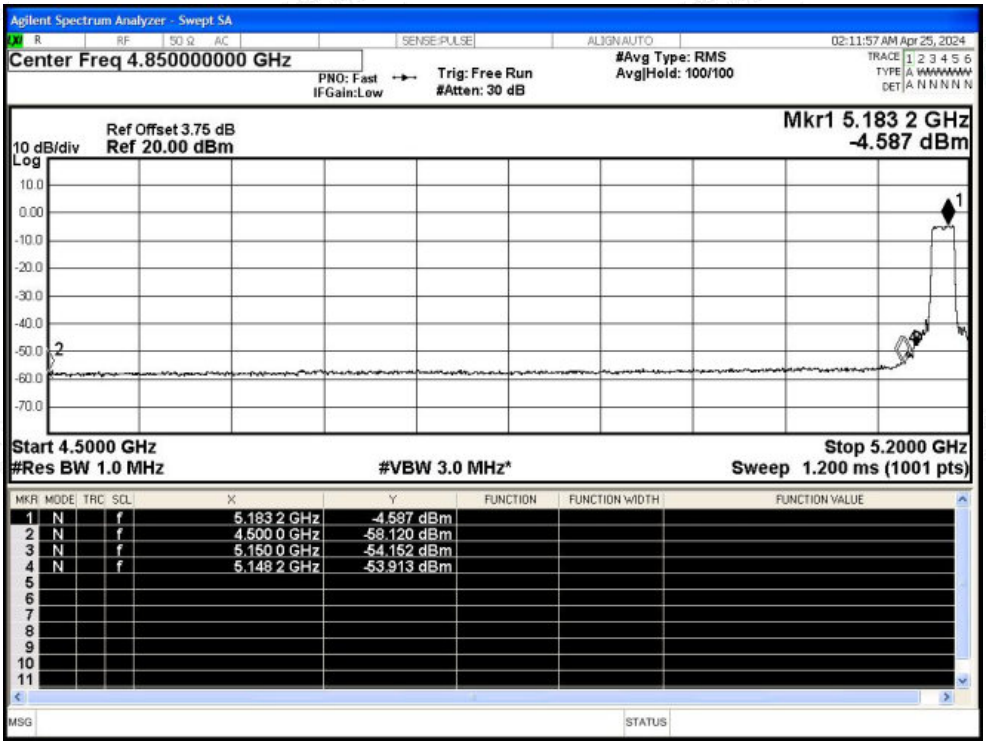

Restrict Band NVNT a 5240MHz Ant4 Peak

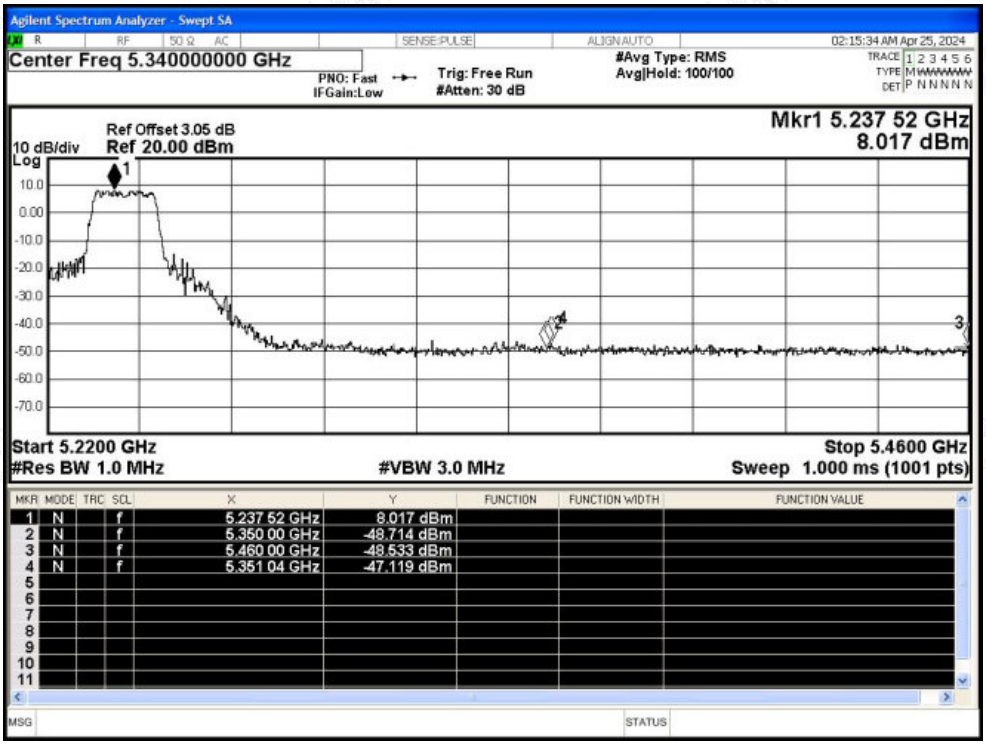


Restrict Band NVNT a 5240MHz Ant4 Average

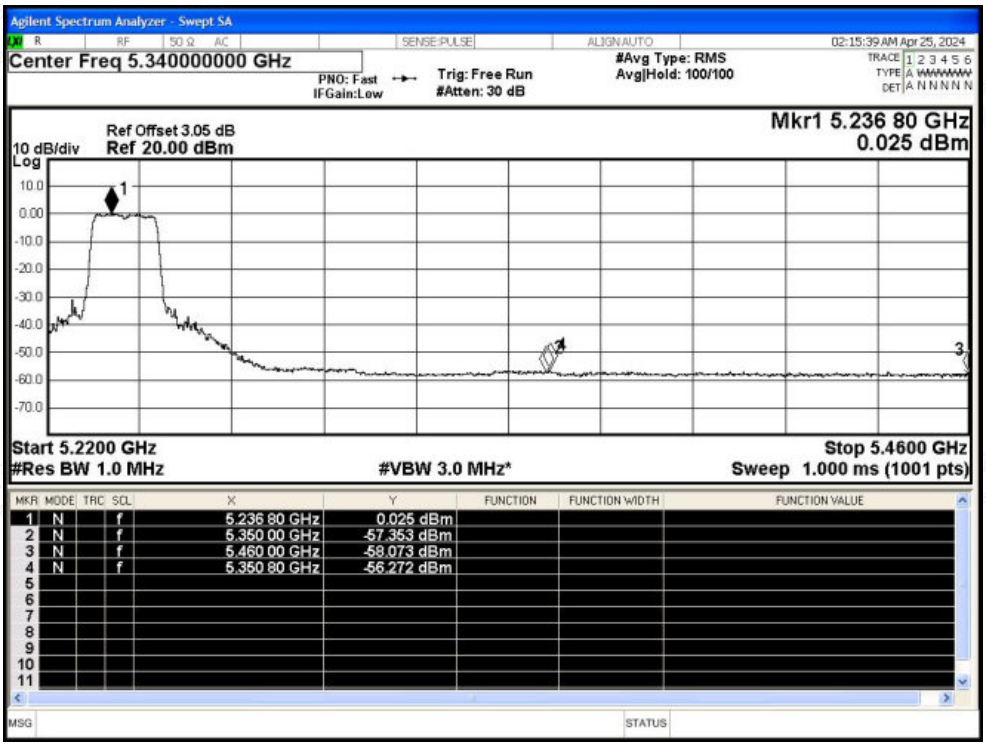

Restrict Band NVNT n20 5180MHz Ant4 Peak

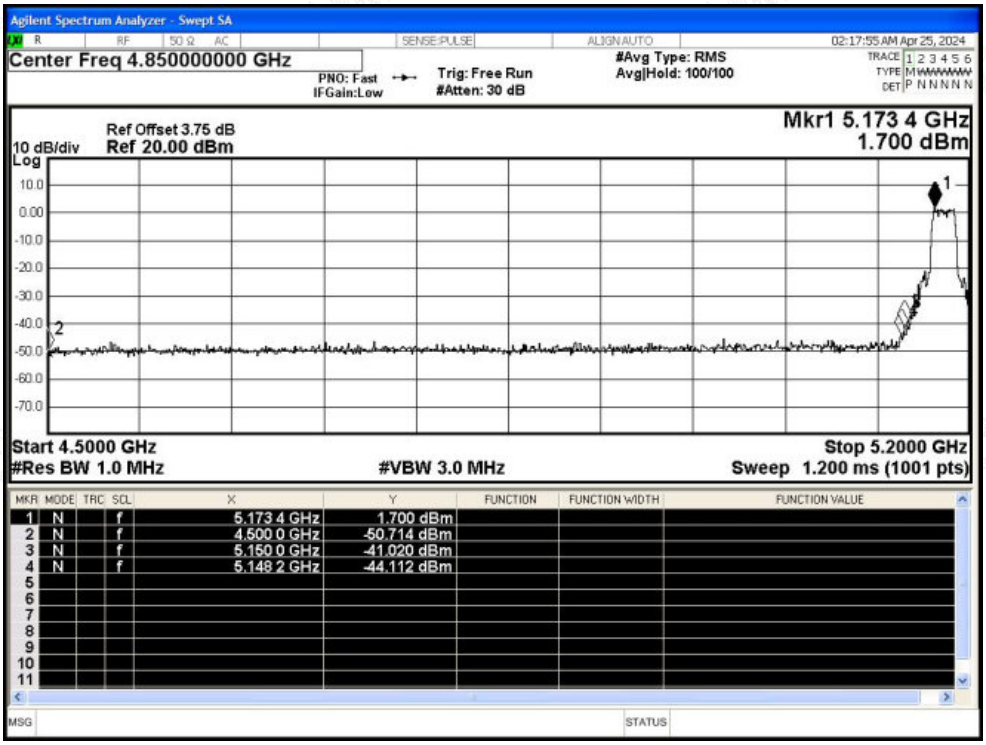


Restrict Band NVNT n20 5180MHz Ant4 Average

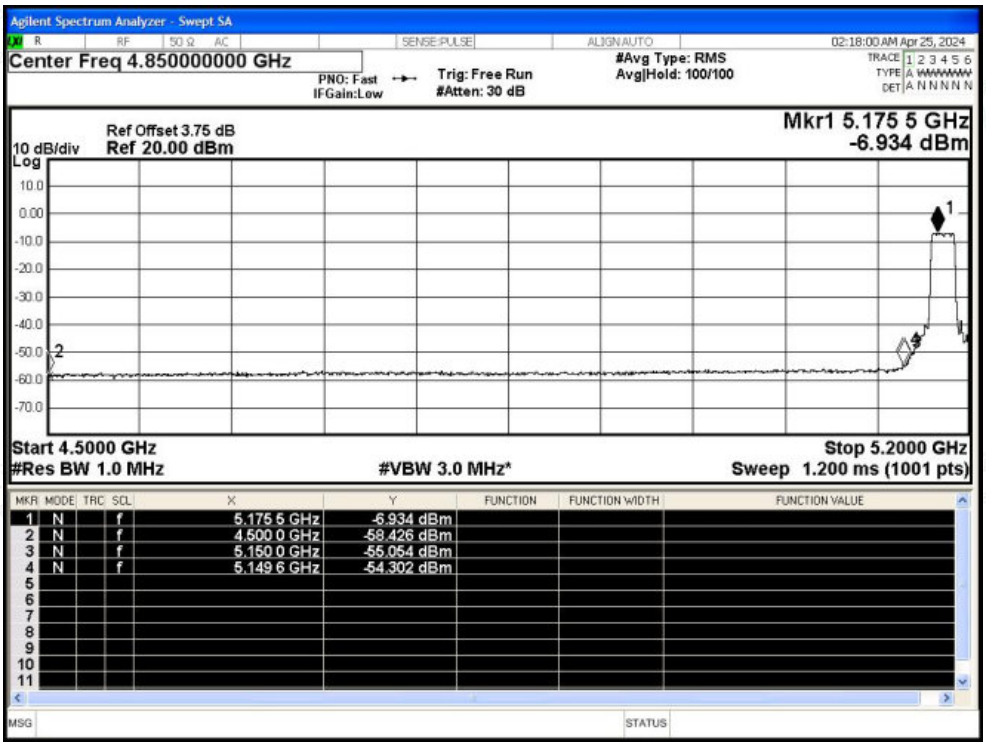

Restrict Band NVNT n20 5240MHz Ant4 Peak

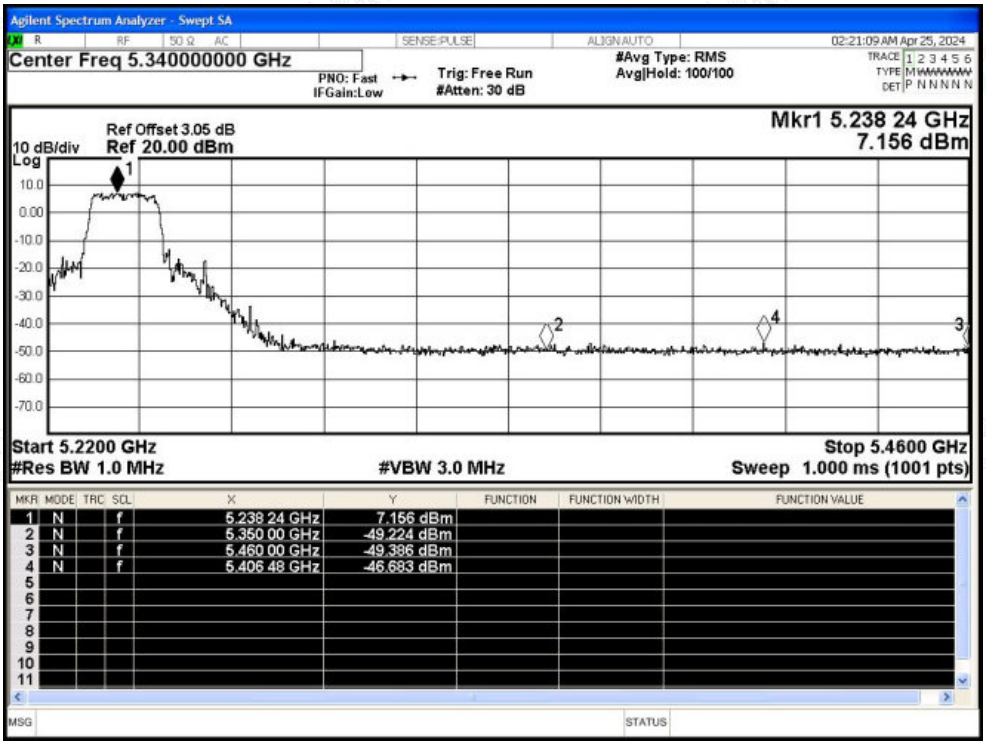


Restrict Band NVNT n20 5240MHz Ant4 Average

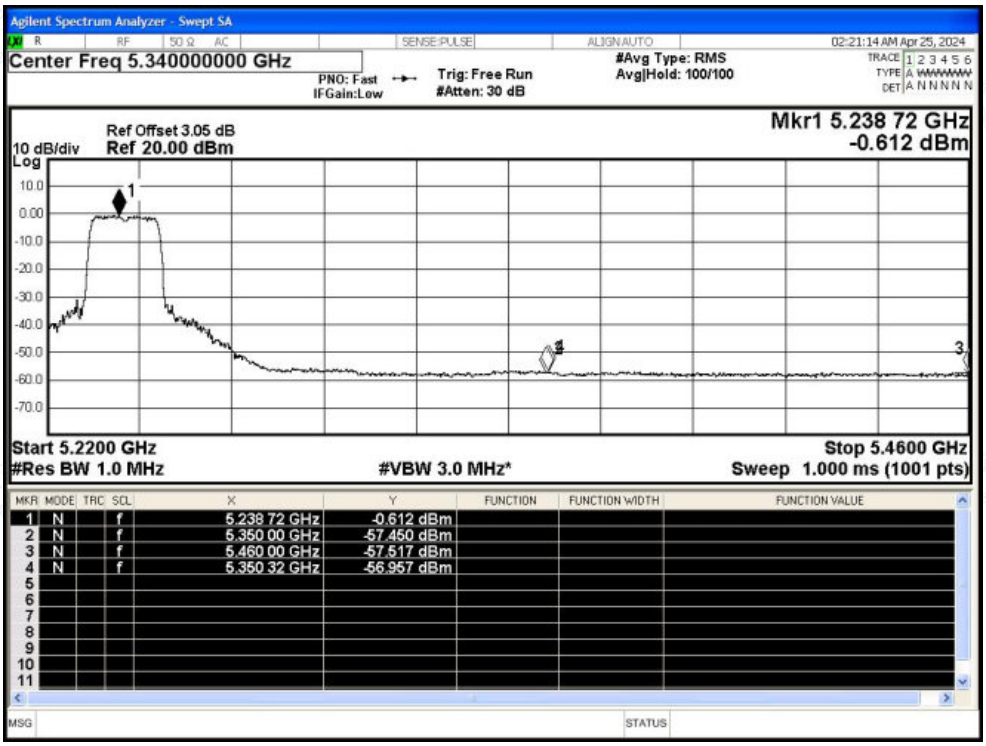

Restrict Band NVNT n40 5190MHz Ant4 Peak

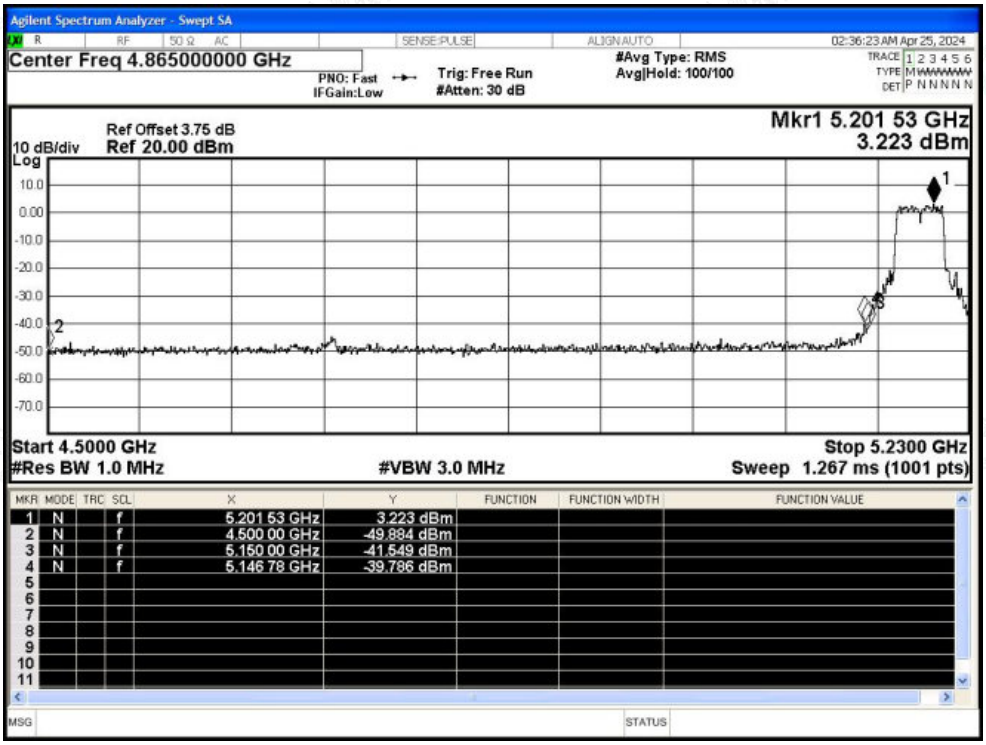


Restrict Band NVNT n40 5190MHz Ant4 Average

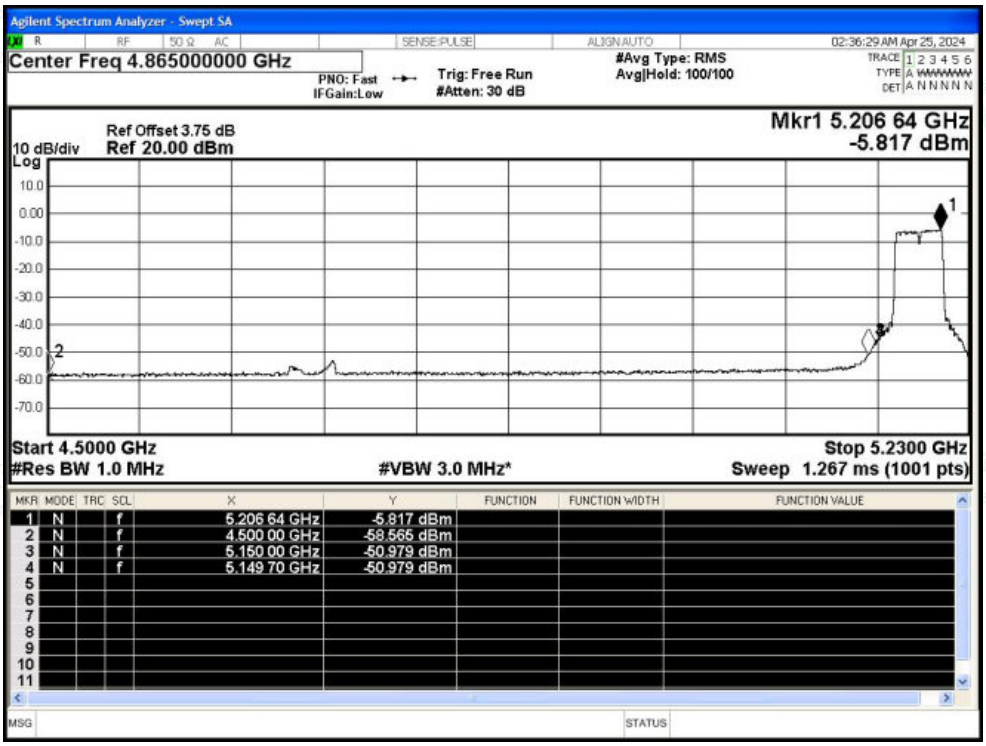

Restrict Band NVNT n40 5230MHz Ant4 Peak

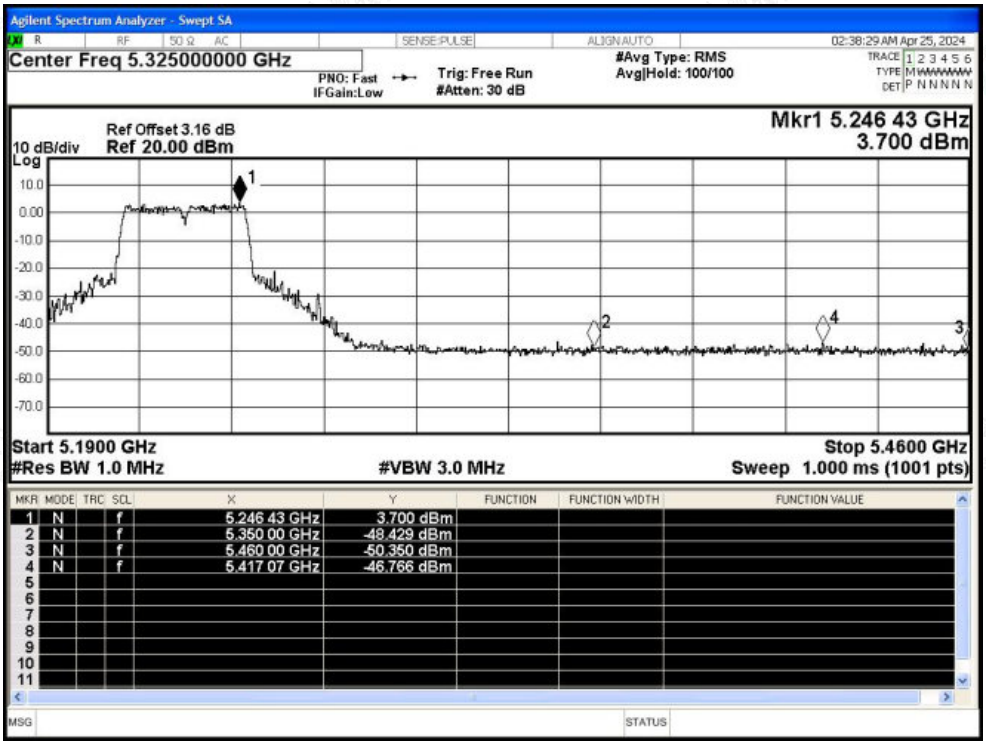


Restrict Band NVNT n40 5230MHz Ant4 Average

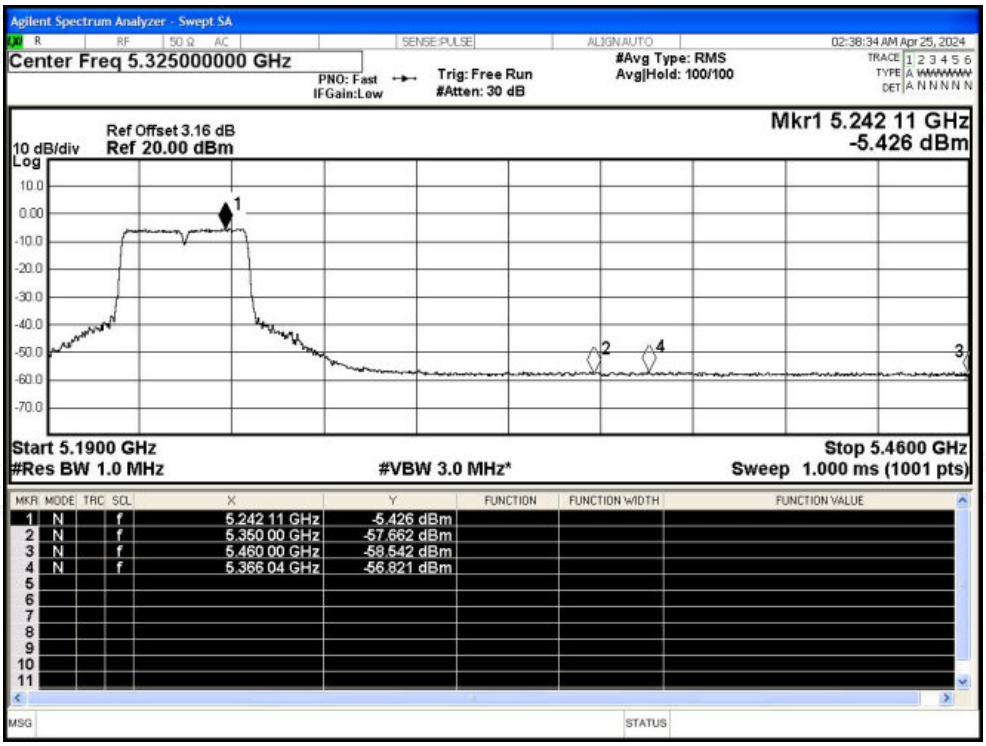

Restrict Band NVNT ac20 5180MHz Ant4 Peak

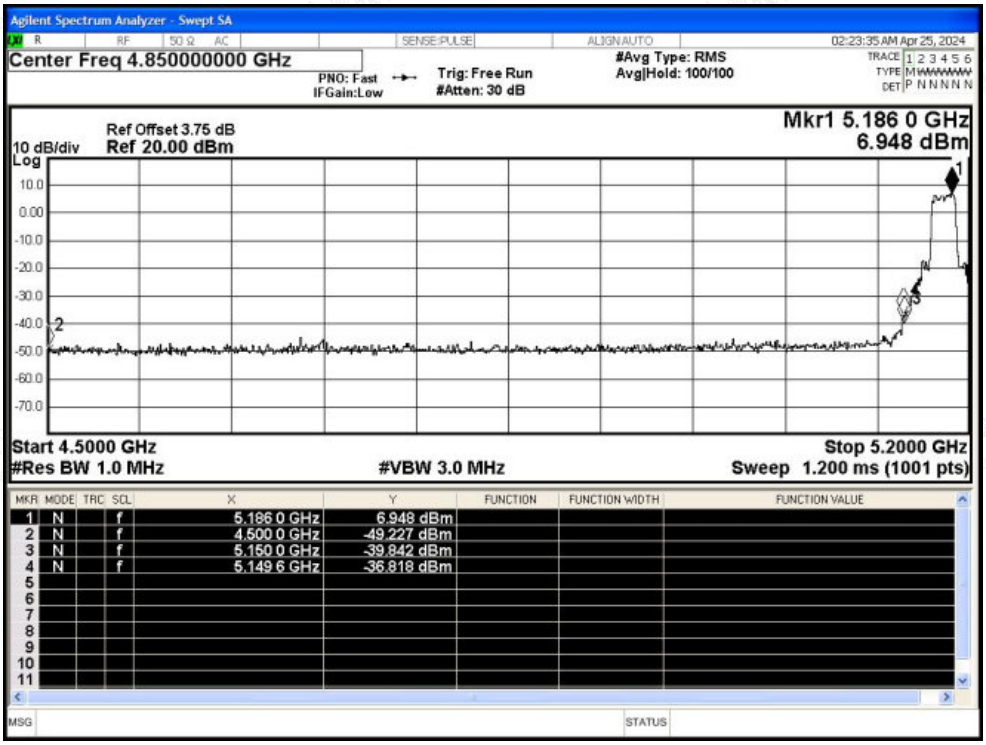


Restrict Band NVNT ac20 5180MHz Ant4 Average

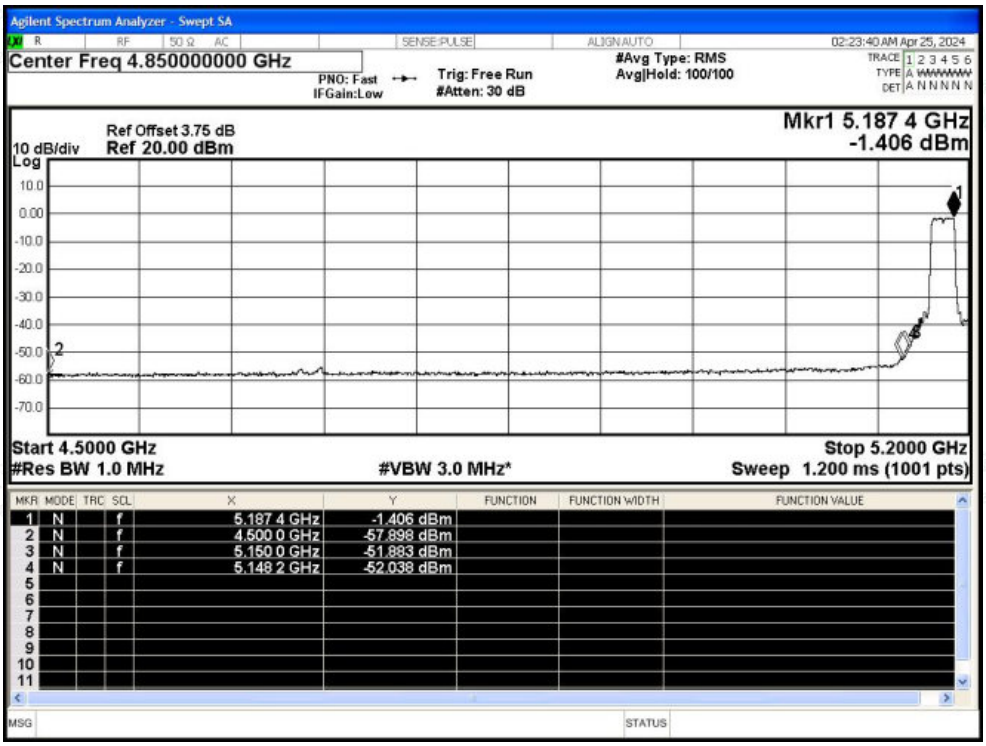

Restrict Band NVNT ac20 5240MHz Ant4 Peak

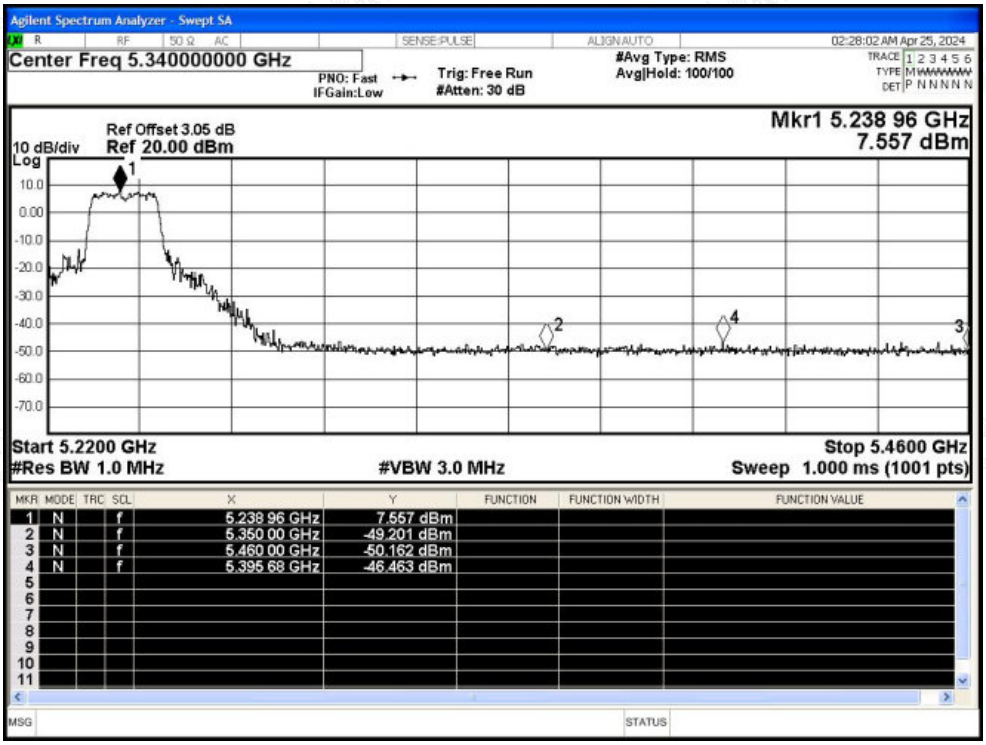


Restrict Band NVNT ac20 5240MHz Ant4 Average

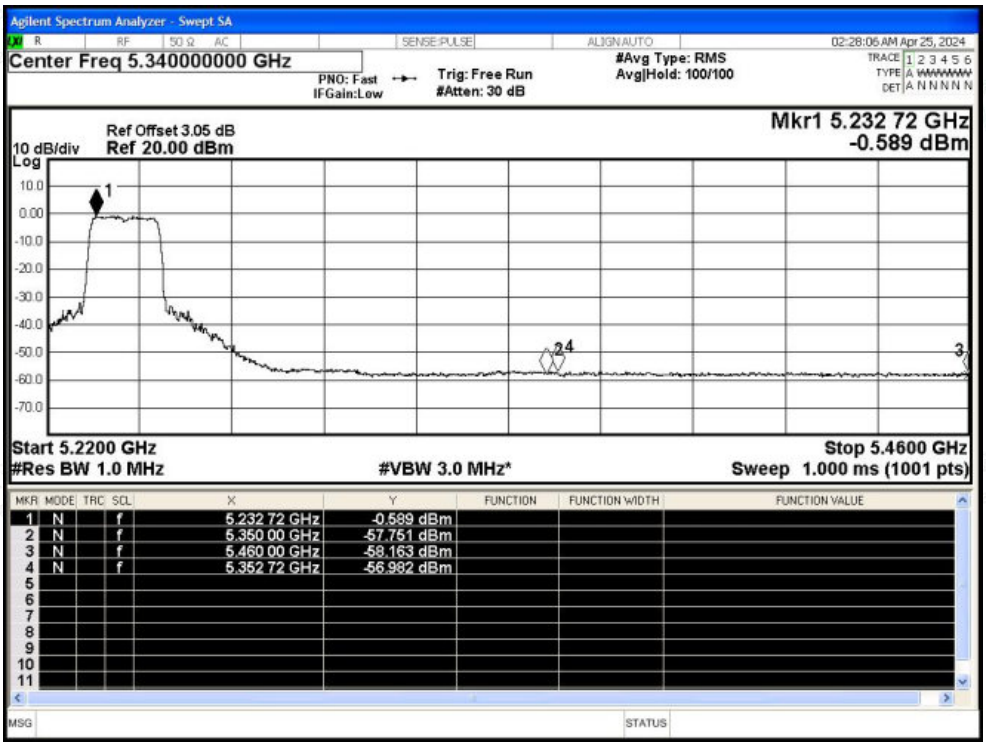

Restrict Band NVNT ac40 5190MHz Ant4 Peak

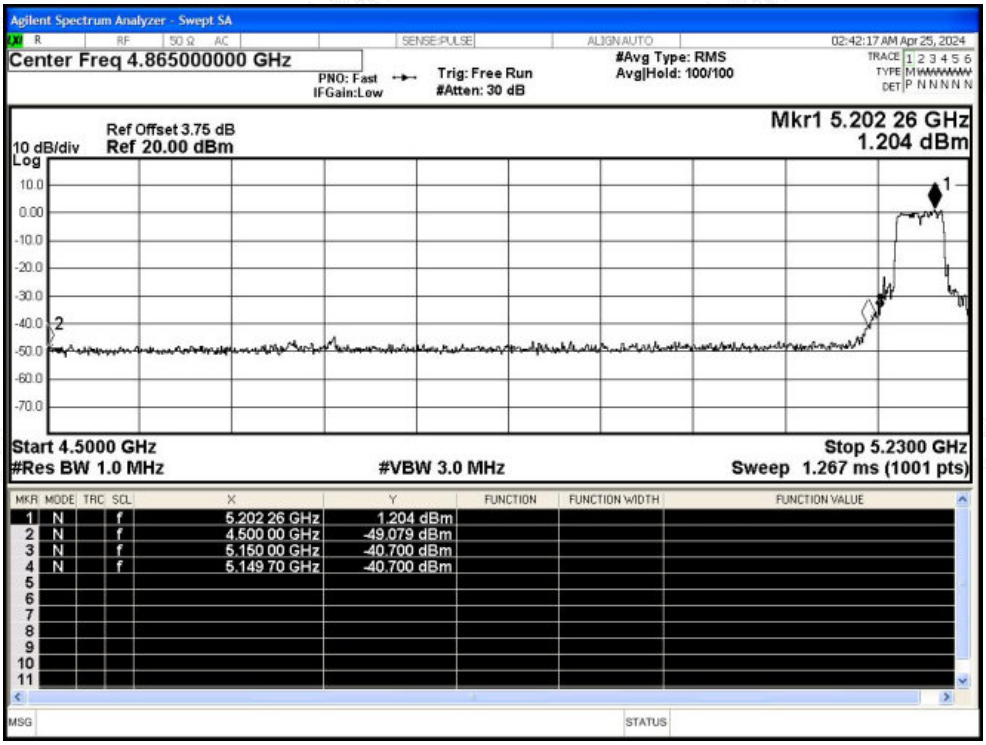

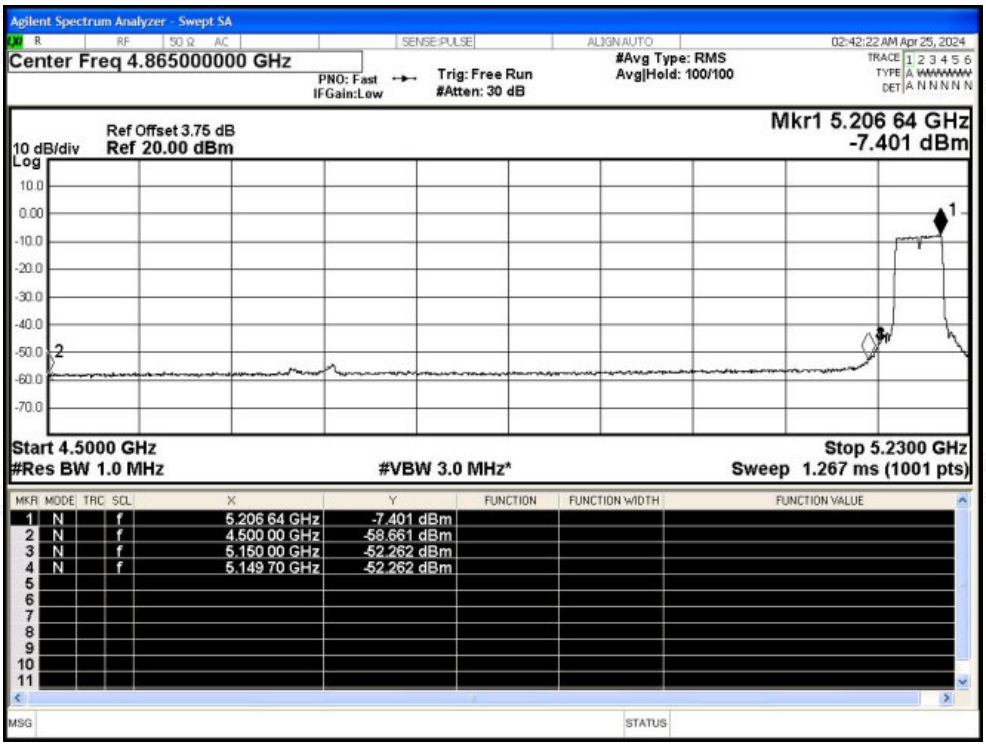
Restrict Band NVNT ac40 5190MHz Ant4 Average