Appendix Test Data

Report No.:	1812C50070912501	Test Sample No.:	1-2-2
Start Test Date:	2025.03.06	Finish Test Date:	2025.03.06
Test Engineer:	Alex Peng	Auditor:	Justin Feng
Temperature:	24.2℃	Relative Humidity:	50%
Pressure:	101kPa		

Appendix A: 6dB Bandwidth

Test Result

Test Mode	Antenna	Frequency[MHz]	6dB BW [MHz]	FL[MHz]	FH[MHz]	Limit[MHz]	Verdict
2.4G	Ant1	2405	0.676	2404.688	2405.364	0.5	PASS
2.4G	Ant1	2440	0.672	2439.692	2440.364	0.5	PASS
2.4G	Ant1	2480	0.656	2479.692	2480.348	0.5	PASS

Test Graphs

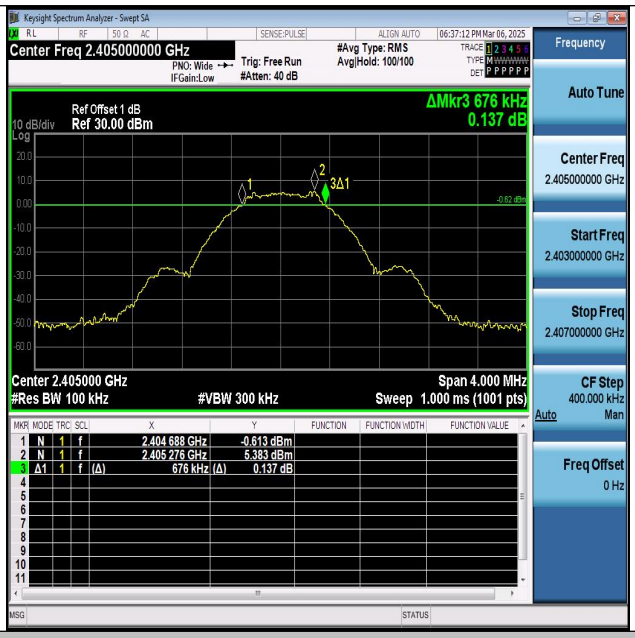

2.4G-Ant1-2405-PASS

2.4G-Ant1-2440-PASS

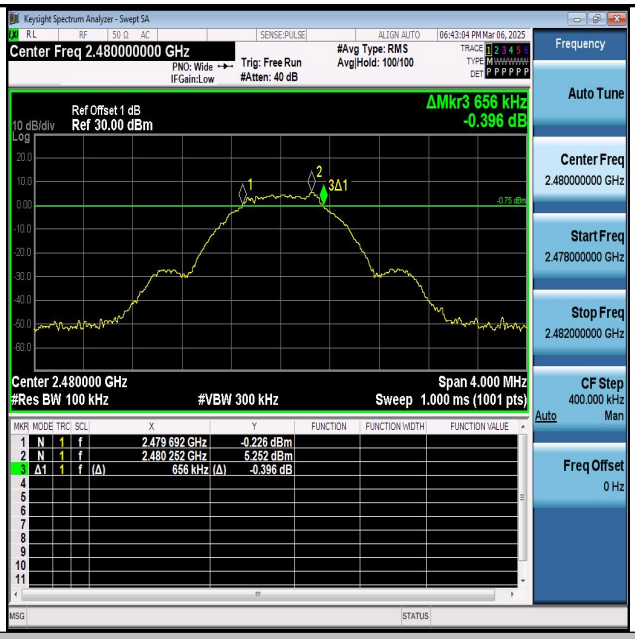

2.4G-Ant1-2480-PASS

Appendix B: 99% Occupied Bandwidth

Test Result

Test Mode	Antenna	Frequency[MHz]	OCB [MHz]	FL[MHz]	FH[MHz]	Limit[MHz]	Verdict
2.4G	Ant1	2405	1.0179	2404.5108	2405.5287	---	---
2.4G	Ant1	2440	1.0115	2439.5027	2440.5142	---	---
2.4G	Ant1	2480	1.0057	2479.5059	2480.5116	---	---

Test Graphs

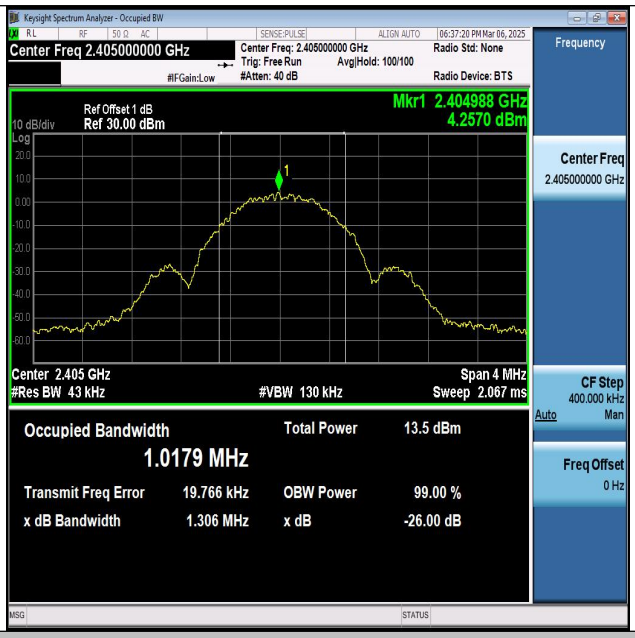

2.4G-Ant1-2405

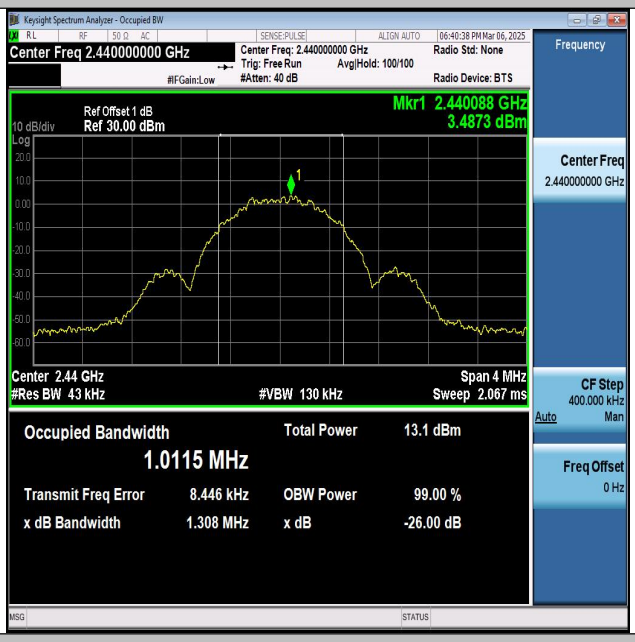

2.4G-Ant1-2440

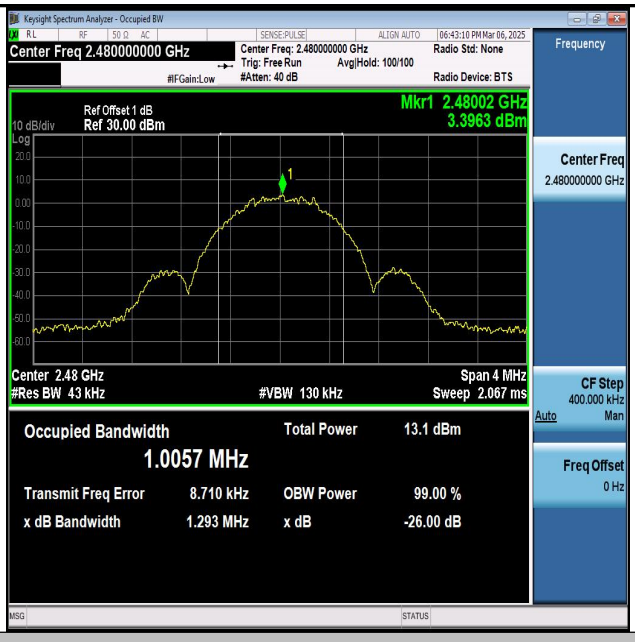

2.4G-Ant1-2480

Appendix C: Maximum conducted output power

Test Result Peak

Test Mode	Antenna	Frequency [MHz]	Conducted Peak Power[dBm]	Conducted Limit[dBm]	Verdict
2.4G	Ant1	2405	**5.91**	≤30	PASS
2.4G	Ant1	2440	5.88	≤30	PASS
2.4G	Ant1	2480	5.58	≤30	PASS

Test Graphs Peak

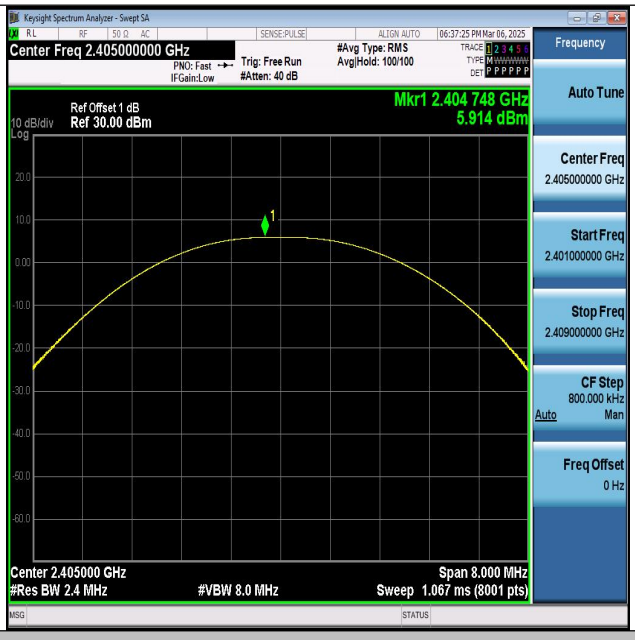

2.4G-Ant1-2405-PASS

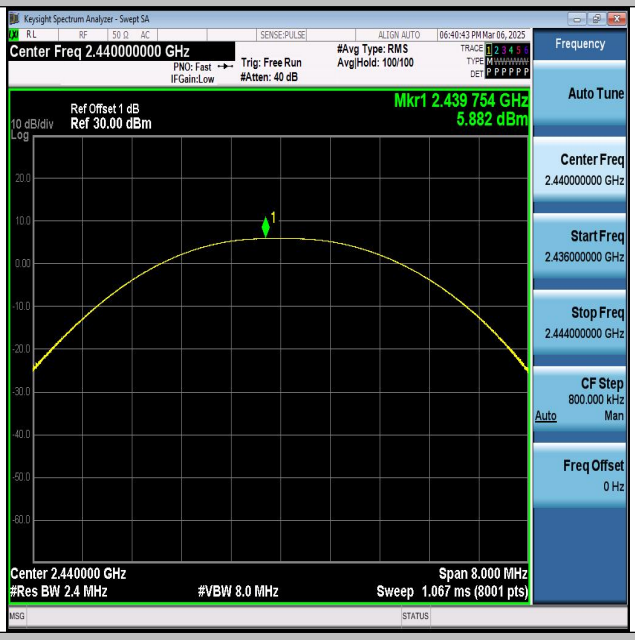

2.4G-Ant1-2440-PASS

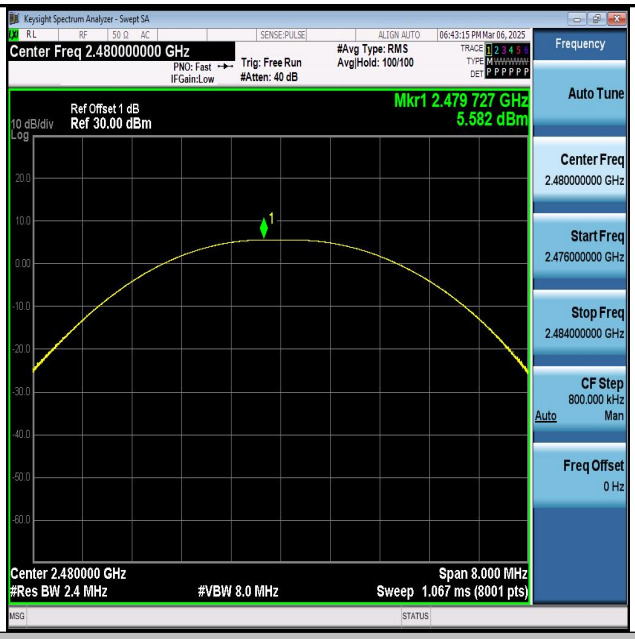

2.4G-Ant1-2480-PASS

Appendix D: Maximum power spectral density

Test Result

TestMode	Antenna	Frequency[MHz]	Result[dBm/3kHz]	Limit[dBm/3kHz]	Verdict
2.4G	Ant1	2405	-2.56	≤8.00	PASS
2.4G	Ant1	2440	-3.36	≤8.00	PASS
2.4G	Ant1	2480	-3.57	≤8.00	PASS

Test Graphs

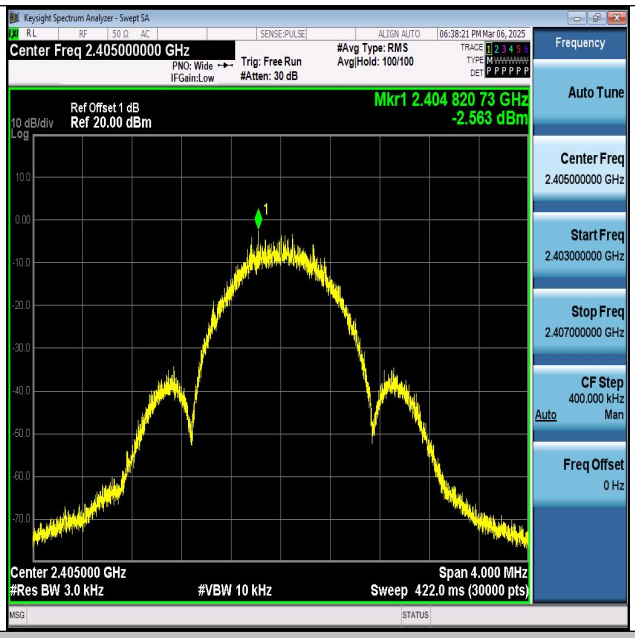

2.4G-Ant1-2405-PASS

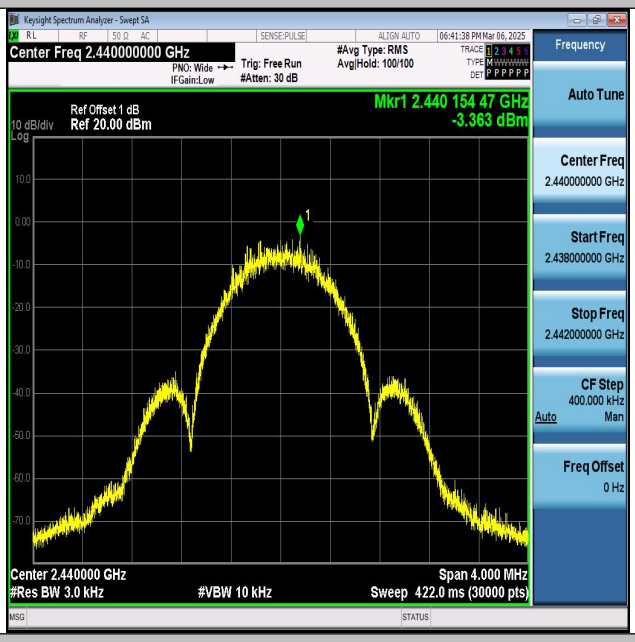

2.4G-Ant1-2440-PASS

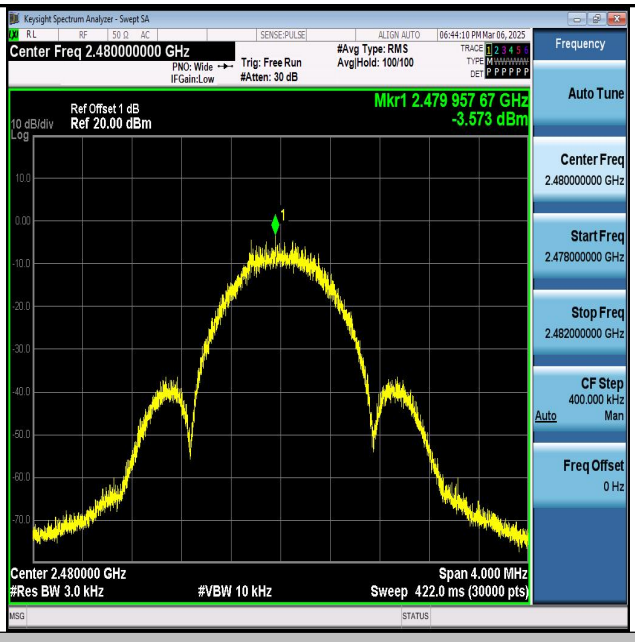

2.4G-Ant1-2480-PASS

Appendix E: Band edge measurements

Test Result

Test Mode	Antenna	ChName	Frequency [MHz]	RefLevel [dBm]	Result [dBm]	Limit [dBm]	Verdict
2.4G	Ant1	Low	2405	5.23	-55.42	≤-14.77	PASS
2.4G	Ant1	High	2480	5.08	-55.75	≤-14.92	PASS

Test Graphs

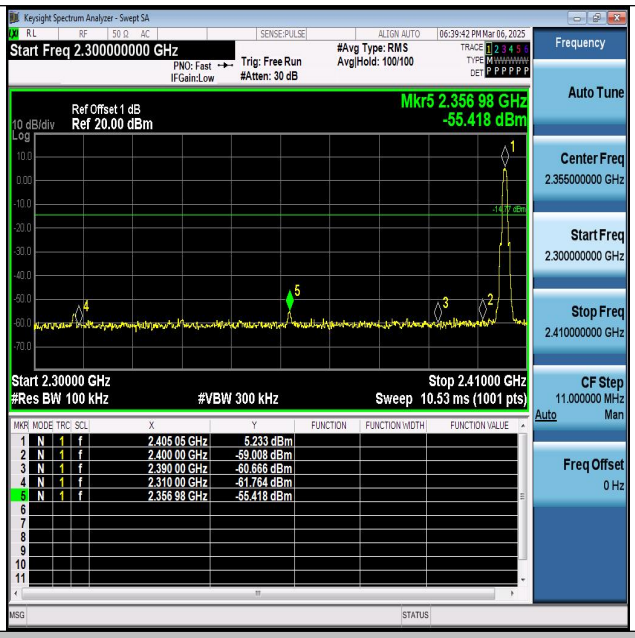

2.4G-Ant1-2405-PASS

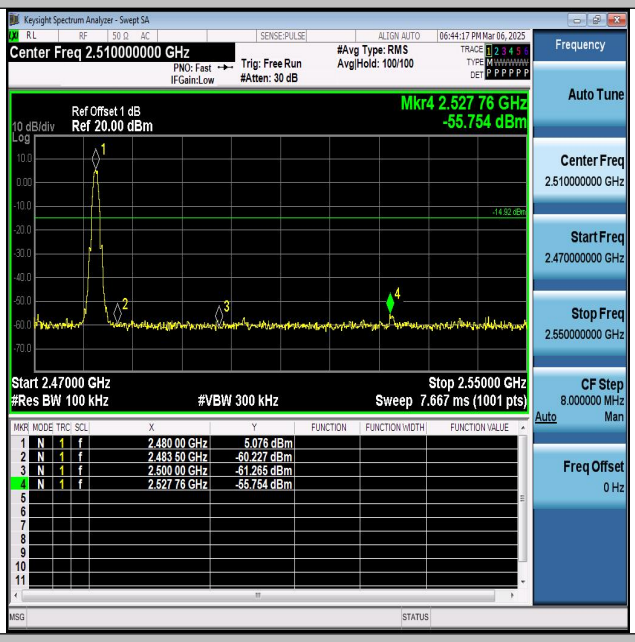

2.4G-Ant1-2480-PASS

Appendix F: Conducted Spurious Emission

Test Result

Test Mode	Antenna	Frequency [MHz]	Freq. Range [MHz]	Ref. Level [dBm]	Result [dBm]	Limit [dBm]	Verdict
2.4G	Ant1	2405	0~Reference	4.40	4.40	---	PASS
2.4G	Ant1	2405	30~1000	4.40	-59.01	≤-15.6	PASS
2.4G	Ant1	2405	1000~26500	4.40	-31.5	≤-15.6	PASS
2.4G	Ant1	2440	0~Reference	5.30	5.30	---	PASS
2.4G	Ant1	2440	30~1000	5.30	-59.36	≤-14.7	PASS
2.4G	Ant1	2440	1000~26500	5.30	-33.41	≤-14.7	PASS
2.4G	Ant1	2480	0~Reference	5.06	5.06	---	PASS
2.4G	Ant1	2480	30~1000	5.06	-59.85	≤-14.94	PASS
2.4G	Ant1	2480	1000~26500	5.06	-33.07	≤-14.94	PASS

Test Graphs

2.4G-Ant1-2405-0~Reference-PASS

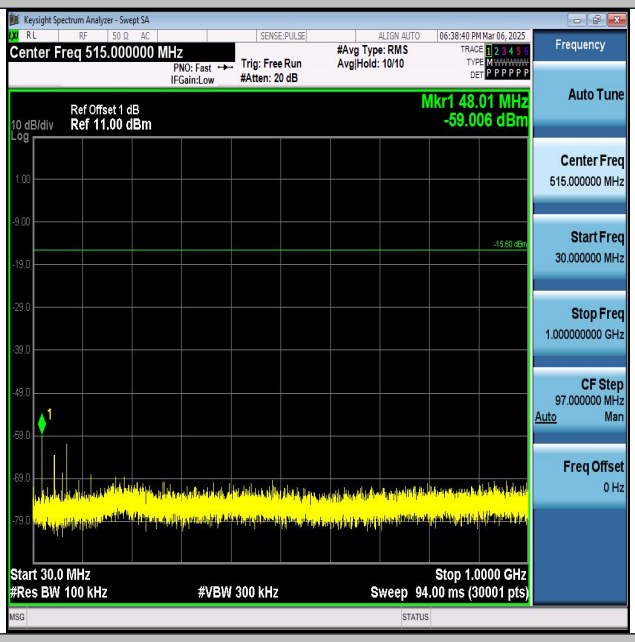

2.4G-Ant1-2405-30~1000-PASS

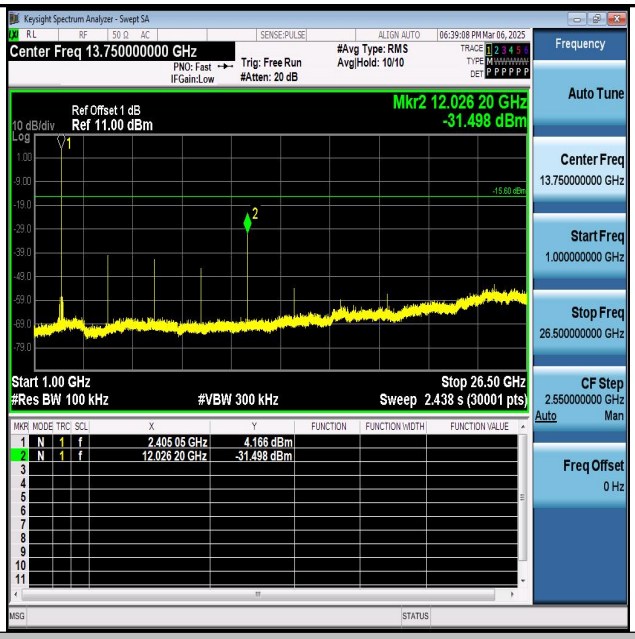

2.4G-Ant1-2405-1000~26500-PASS

2.4G-Ant1-2440-0~Reference-PASS

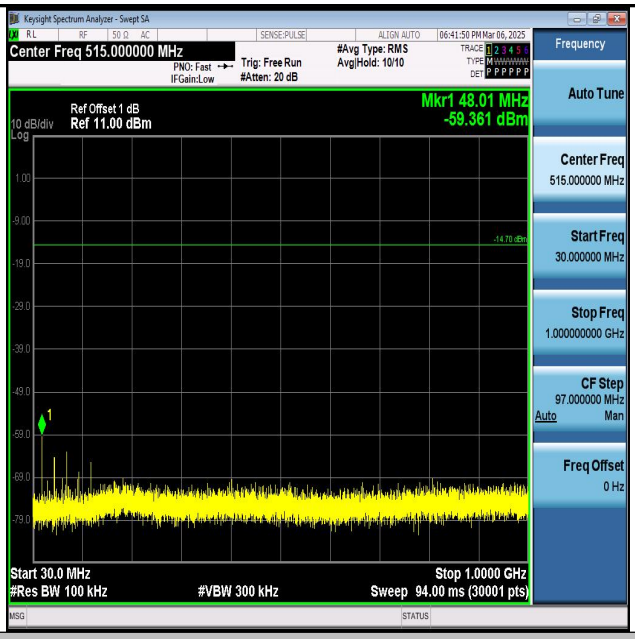

2.4G-Ant1-2440-30~1000-PASS

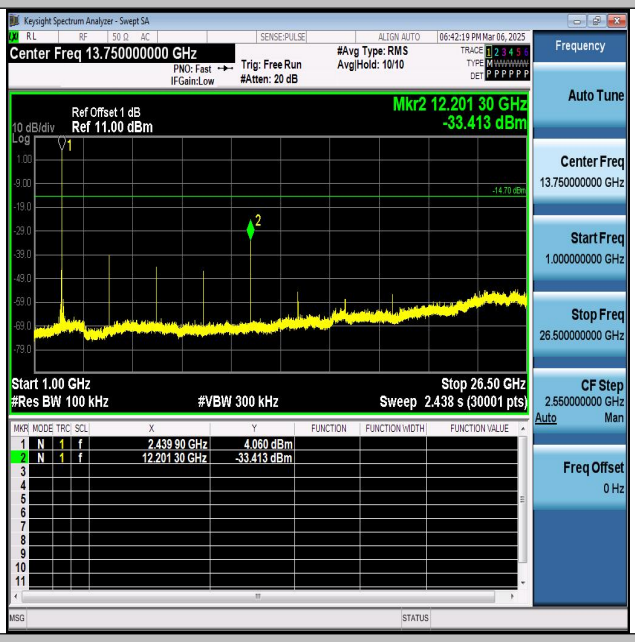

2.4G-Ant1-2440-1000~26500-PASS

2.4G-Ant1-2480-0~Reference-PASS

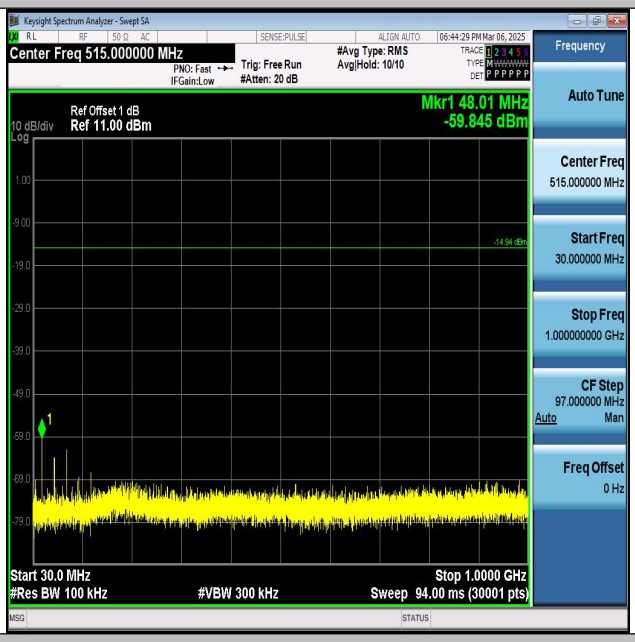

2.4G-Ant1-2480-30~1000-PASS

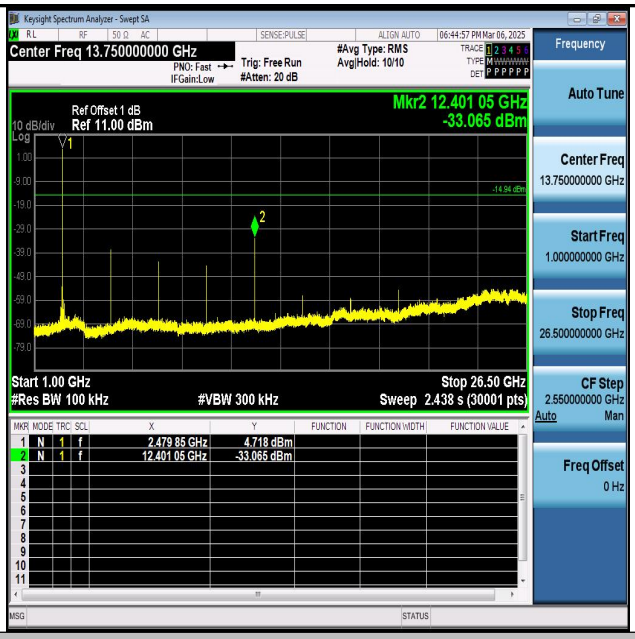

2.4G-Ant1-2480-1000~26500-PASS

Appendix G: Duty Cycle

Test Result

Test Mode	Antenna	Frequency [MHz]	ON Time [ms]	Period [ms]	Duty Cycle [%]	Duty Cycle Factor[dB]
2.4G	Ant1	2405	0.00	0.00	100	NaN
2.4G	Ant1	2440	0.00	0.00	100	NaN
2.4G	Ant1	2480	0.00	0.00	100	NaN

Test Graphs

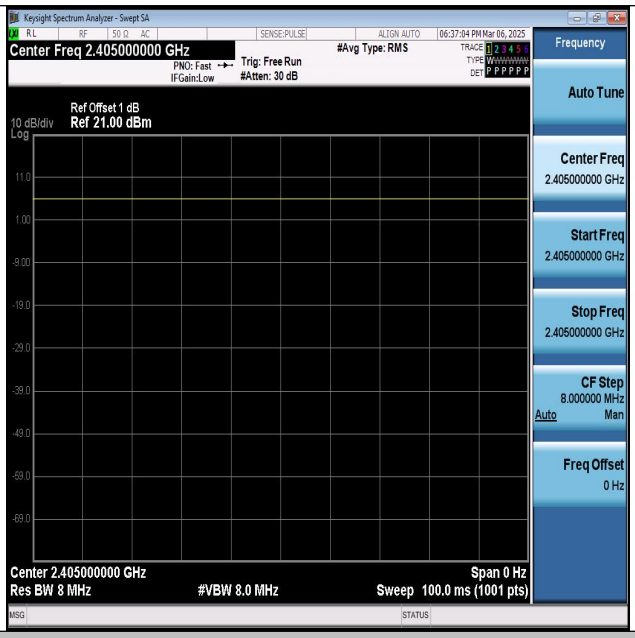

NTNV-2.4G-Ant1-2405

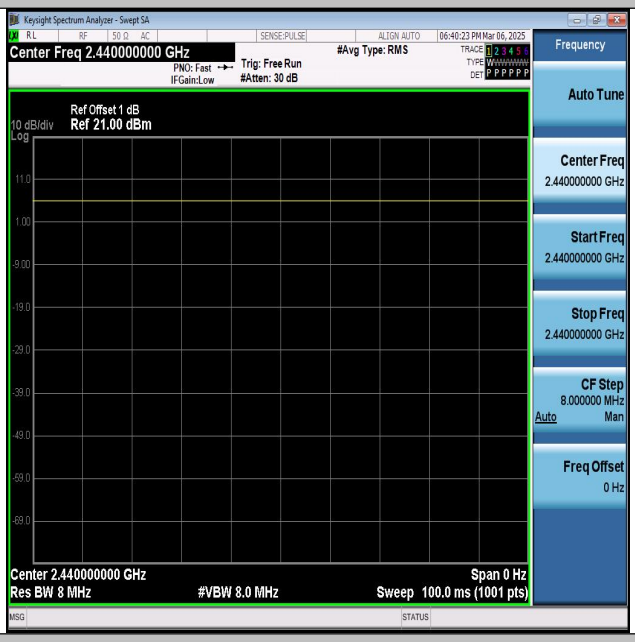

NTNV-2.4G-Ant1-2440

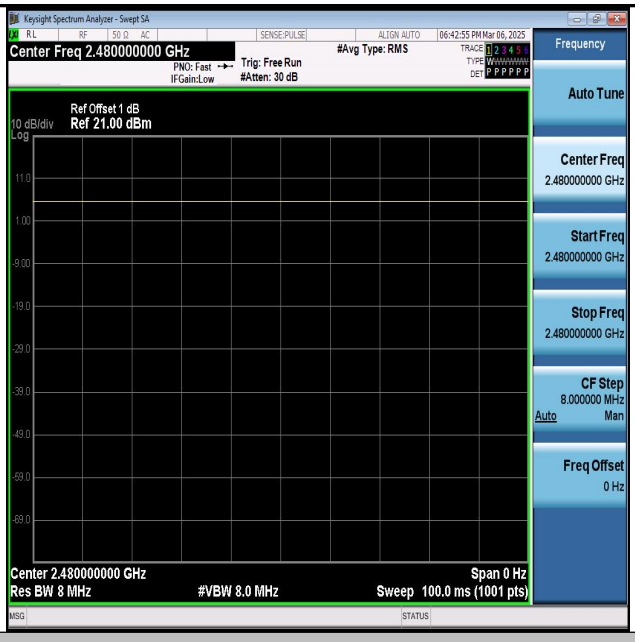

NTNV-2.4G-Ant1-2480

---End---