品名：**RFDPA121300SMLB802** **History List**

版本 REV.	修訂者 EDITOR	修訂頁次 PAGE	修訂內容 ITEMS OF CHANGE	申請日期 DATE	生效日期 VALID DATE	ECN 編號 ECN NO.
P0	李欣樺	ALL	New drawing release	2023/11/10	According to the date of PLM Release	N/A

品名工規_ RFDPA121300SMLB802

1. Explanation of part number：

RF	DPA	1213	00	S	M	L	B	8	02
Type Code	**Product Code**	**Dimension (Unit: mm)**	**Cable Length (unit: cm)**	**Connector Brand**	**Type of Connector**	**Application**	**Project status**	**Wire Diameter**	**Project**
RF Device	Dipole Antenna	Per 2 digits of length, width e.g.: 1213 Length 139.82mm, Width ϕ 13mm	2 digits for cable length e.g.:00 None Cable	A: N C:MCX D:IPEX III E: IPEX IV F: IPEX A13 H: Hirose I: IPEX M: MMCX S: SMA T: TNC U:MURATA N: None	A: Reverse Female **B: Reverse Male** F: Female M: Male **N: None**	**0: 0GHz** **3: 3GHz** **5: 5 GHz** **6: 6GHz** A: 2.4GHz ISM band B: GSM 900/1800 dual band G: GPS band L: 2.4/5.2/5.8 GHz tri-band **N: NFC** **T:LTE band** **W: WCDMA band**	B: MP **T:During Test** X: Pile Run	0:None 1:∅0.81 3:∅1.13 4:∅1.13 Low Loss 6:RG316 7:∅1.37 8:RG178 9:∅1.37 Low Loss	01~99 series number

2. Electrical Specification：

Item	Specification
Working Frequency Range	2.4~2.5/5.15~5.85 GHz
Gain	1.91 dBi@2.4~2.5 GHz 4.89 dBi@5.15~5.85 GHz
Return Loss	-10 dB(Max)
VSWR	2 max.
Polarization	Linear
Radiation Pattern	Omni-directional
Impedance	50
Operation Temperature	－20℃ ～ ＋65℃

THIS DRAWINGS AND SPECIFICATIONS ARE THE PROPERTY OF INPAQ TECHNOLOGY CO.,LTD.AND SHALL NOT BE REPRODUCED OR USED AS THE BASIS FOR THE MANUFACTURE OR SALE OF APPARATUS OR DEVICES WITHOUT PERMISSION

3. Antenna Drawing：

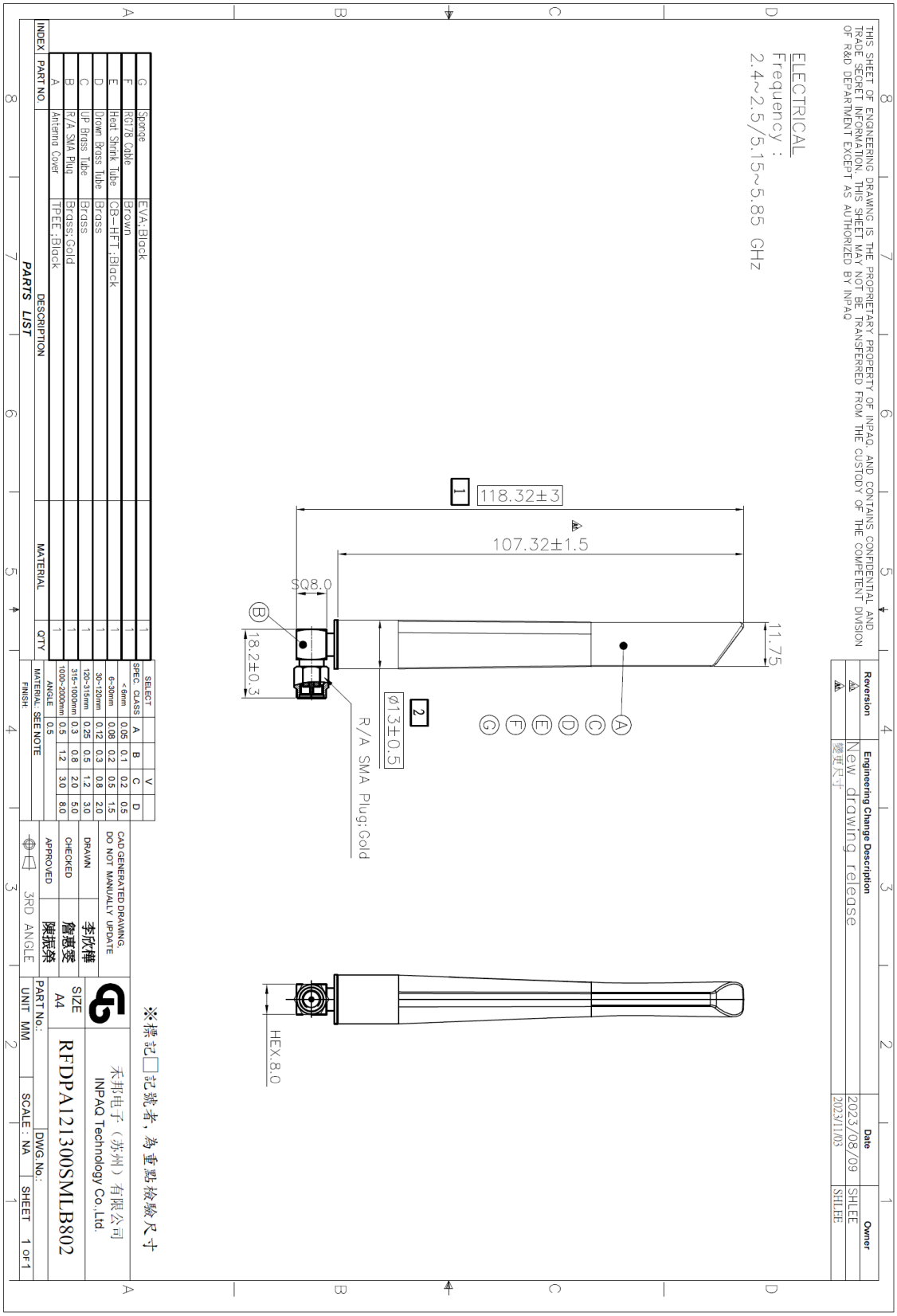

UNLESS OTHER SPECIFIED TOLERANCES ON： X＝N/A X.X＝N/A X.XX＝N/A ANGLES＝N/A HOLEDIA＝N/A		INPAQ TECHNOLOGY CO., LTD.
SCALE：N/A	UNIT：mm	THIS DRAWINGS AND SPECIFICATIONS ARE THE PROPERTY OF INPAQ TECHNOLOGY CO.,LTD.AND SHALL NOT BE REPRODUCED OR USED AS THE BASIS FOR THE MANUFACTURE OR SALE OF APPARATUS OR DEVICES WITHOUT PERMISSION
DRAWN BY：李欣樺	CHECKED BY：詹惠雯	
DESIGNED BY： 黃瑞郎	APPROVED BY：陳振榮	
TITLE：RFDPA121300SMLB802	DOCUMENT NO.	SPEC REV. P0

4. Performance Report：

Test Report

■Experimental Setup



UNLESS OTHER SPECIFIED TOLERANCES ON： X＝N/A X.X＝N/A X.XX＝N/A ANGLES＝N/A HOLEDIA＝N/A		INPAQ TECHNOLOGY CO., LTD.
SCALE：N/A	UNIT：mm	THIS DRAWINGS AND SPECIFICATIONS ARE THE PROPERTY OF INPAQ TECHNOLOGY CO.,LTD.AND SHALL NOT BE REPRODUCED OR USED AS THE BASIS FOR THE MANUFACTURE OR SALE OF APPARATUS OR DEVICES WITHOUT PERMISSION
DRAWN BY：李欣樺	CHECKED BY：詹惠雯	
DESIGNED BY： 黃瑞郎	APPROVED BY：陳振榮	
TITLE：RFDPA121300SMLB802	DOCUMENT NO.	SPEC REV. P0

ELECTRICAL CHARACTERISTICS

Return Loss

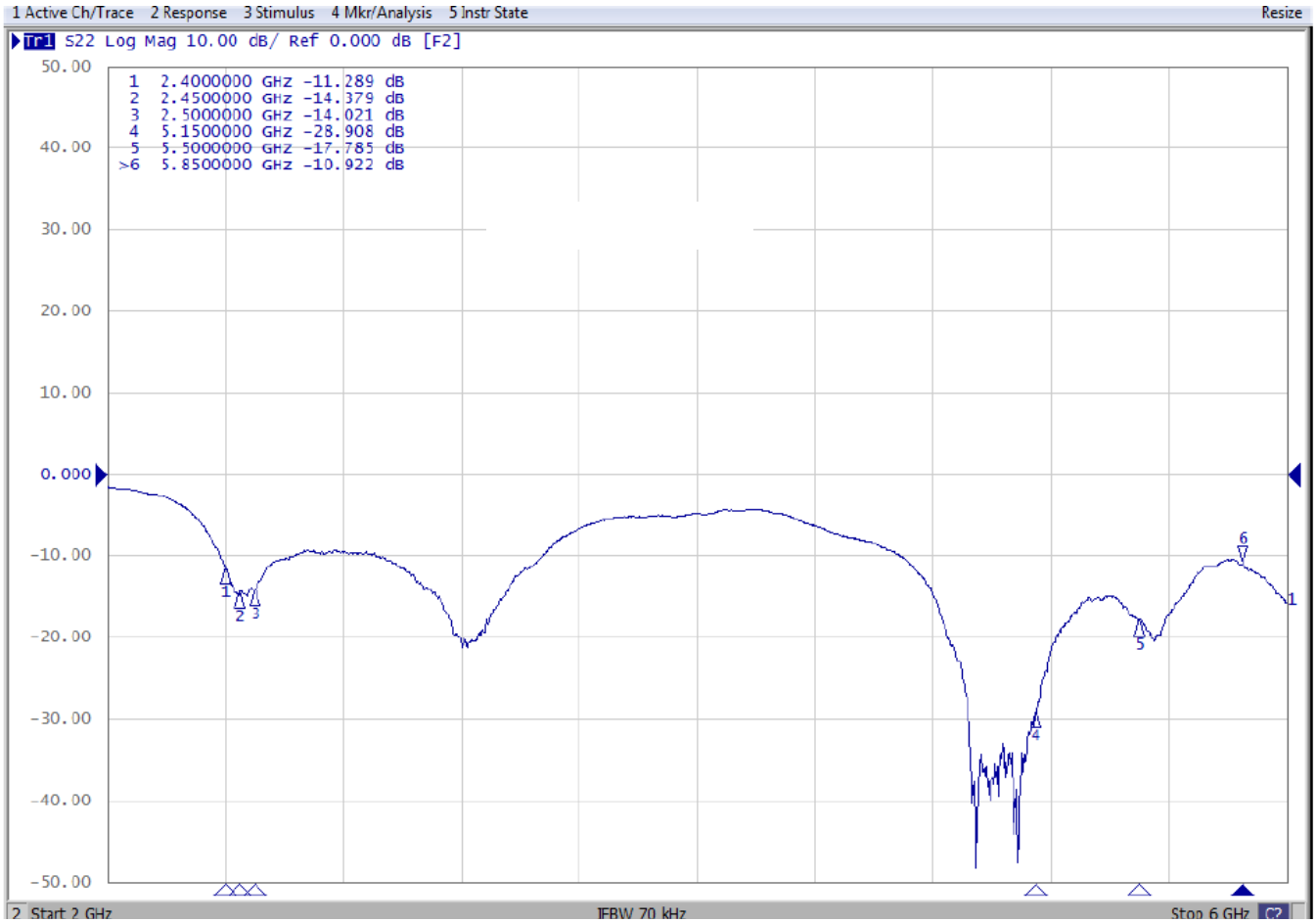

UNLESS OTHER SPECIFIED TOLERANCES ON： X＝N/A X.X＝N/A X.XX＝N/A ANGLES＝N/A HOLEDIA＝N/A		INPAQ TECHNOLOGY CO., LTD.	
SCALE：N/A	UNIT：mm	THIS DRAWINGS AND SPECIFICATIONS ARE THE PROPERTY OF INPAQ TECHNOLOGY CO.,LTD.AND SHALL NOT BE REPRODUCED OR USED AS THE BASIS FOR THE MANUFACTURE OR SALE OF APPARATUS OR DEVICES WITHOUT PERMISSION	
DRAWN BY：李欣樺	CHECKED BY：詹惠雯		
DESIGNED BY： 黃瑞郎	APPROVED BY：陳振榮		
TITLE：RFDPA121300SMLB802		DOCUMENT NO.	SPEC REV. P0

RADIATION PATTERN

2400~2500 MHz

X-Z Plane
Phi=0.00deg

Gain . dB

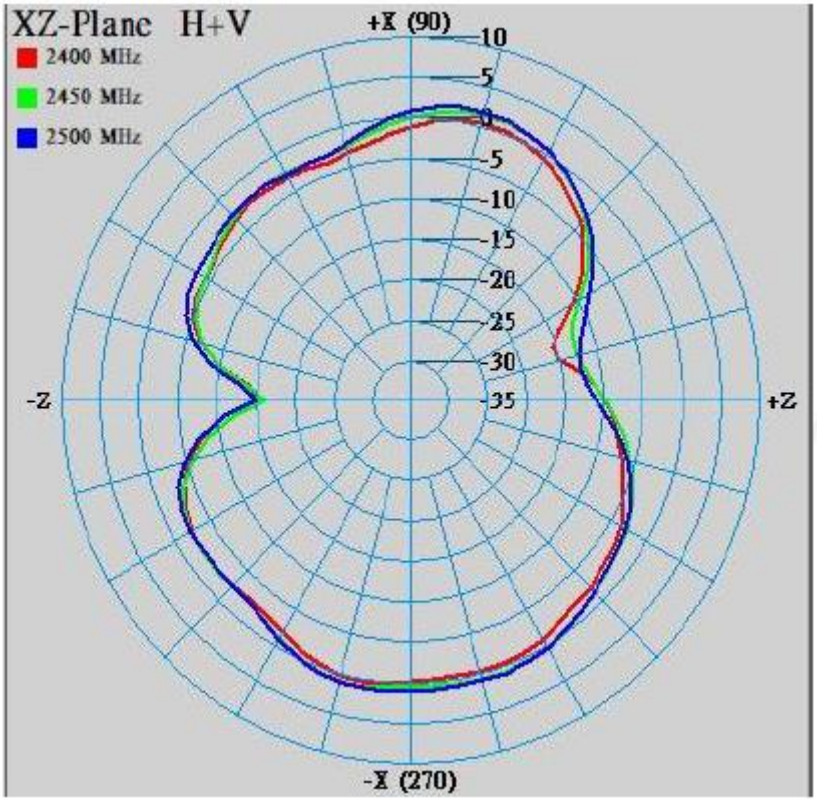

UNLESS OTHER SPECIFIED TOLERANCES ON： X＝N/A X.X＝N/A X.XX＝N/A ANGLES＝N/A HOLEDIA＝N/A		INPAQ TECHNOLOGY CO., LTD.	
SCALE：N/A	UNIT：mm	THIS DRAWINGS AND SPECIFICATIONS ARE THE PROPERTY OF INPAQ TECHNOLOGY CO.,LTD.AND SHALL NOT BE REPRODUCED OR USED AS THE BASIS FOR THE MANUFACTURE OR SALE OF APPARATUS OR DEVICES WITHOUT PERMISSION	
DRAWN BY：李欣樺	CHECKED BY：詹惠雯		
DESIGNED BY： 黃瑞郎	APPROVED BY：陳振榮		
TITLE：RFDPA121300SMLB802		DOCUMENT NO.	SPEC REV. P0

Y-Z Plane
Phi=90.00deg

Gain . dB

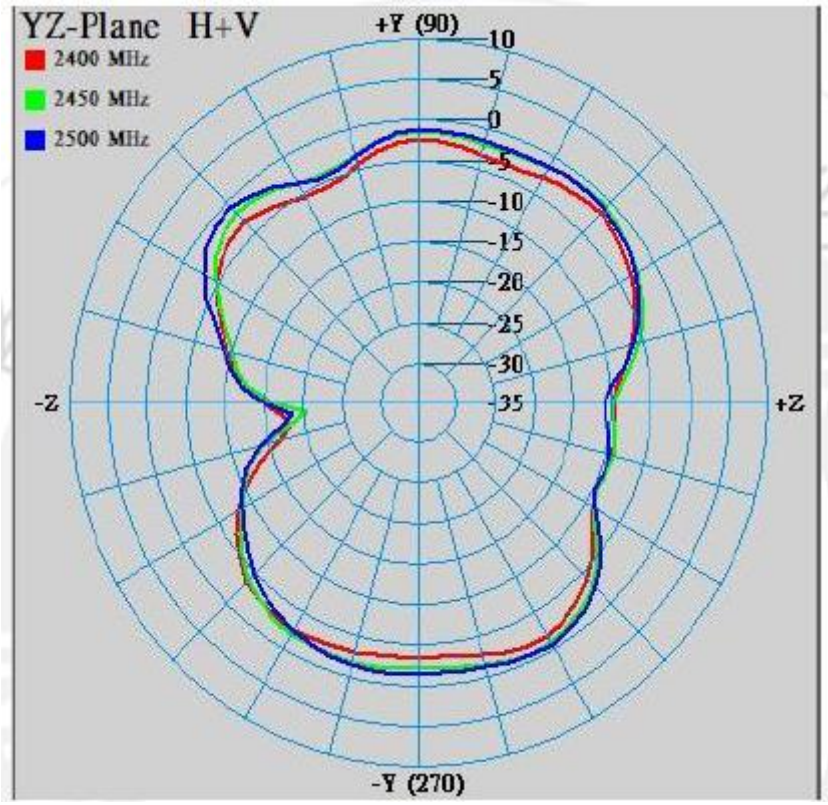

UNLESS OTHER SPECIFIED TOLERANCES ON： X＝N/A X.X＝N/A X.XX＝N/A ANGLES＝N/A HOLEDIA＝N/A		INPAQ TECHNOLOGY CO., LTD.	
SCALE：N/A	UNIT：mm	THIS DRAWINGS AND SPECIFICATIONS ARE THE PROPERTY OF INPAQ TECHNOLOGY CO.,LTD.AND SHALL NOT BE REPRODUCED OR USED AS THE BASIS FOR THE MANUFACTURE OR SALE OF APPARATUS OR DEVICES WITHOUT PERMISSION	
DRAWN BY：李欣樺	CHECKED BY：詹惠雯		
DESIGNED BY： 黃瑞郎	APPROVED BY：陳振榮		
TITLE：RFDPA121300SMLB802		DOCUMENT NO.	SPEC REV. P0

X-Y Plane
Theta=90.00deg

Gain . dB

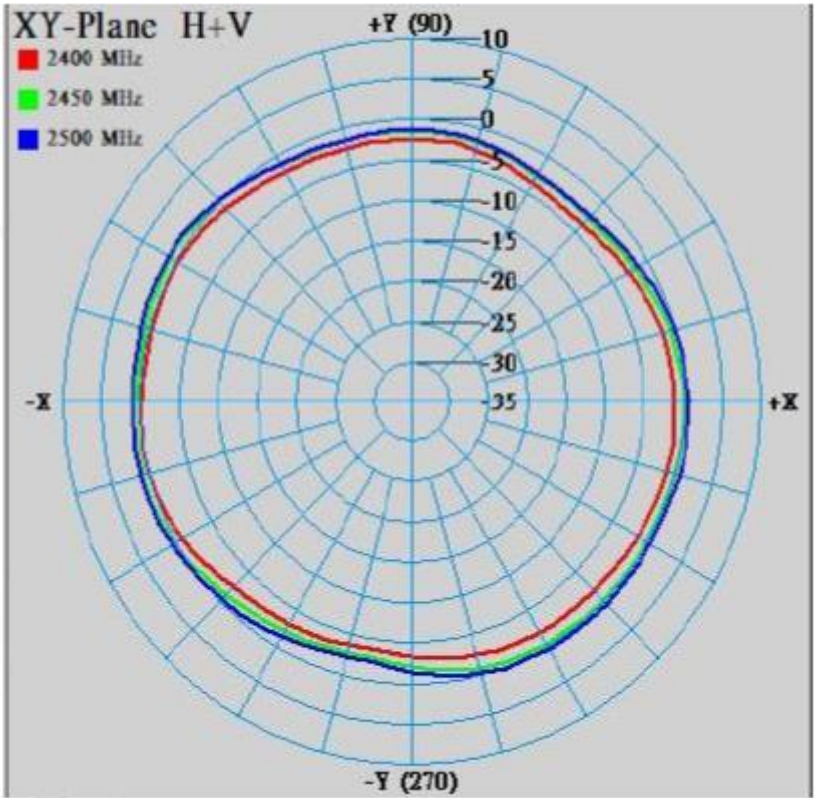

	ZX plane		ZY plane		XY plane	
Frequency [MHz]	Max Value [dB]	Average [dB]	Max Value [dB]	Average [dB]	Max Value [dB]	Average [dB]
2400	0.59	-2.81	-1.67	-4.49	0.10	-1.75
2450	1.59	-2.01	-0.70	-3.51	0.93	-0.64
2500	1.91	-1.79	-0.56	-3.32	1.32	-0.15

THIS DRAWINGS AND SPECIFICATIONS ARE THE PROPERTY OF INPAQ TECHNOLOGY CO.,LTD.AND SHALL NOT BE REPRODUCED OR USED AS THE BASIS FOR THE MANUFACTURE OR SALE OF APPARATUS OR DEVICES WITHOUT PERMISSION

5150~5850 MHz

X-Z Plane
Phi=0.00deg

Gain . dB

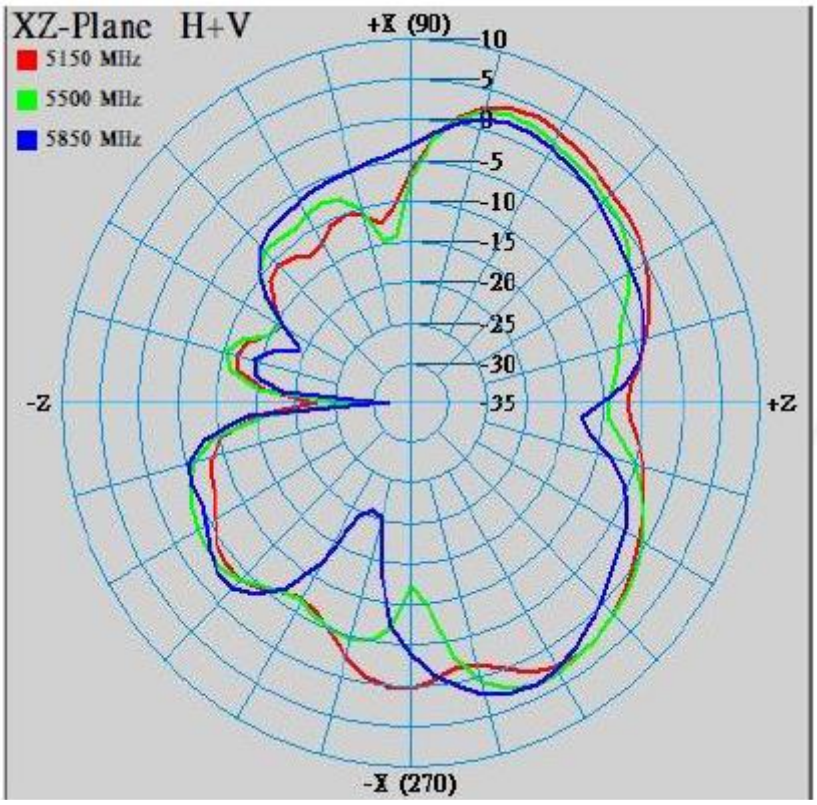

UNLESS OTHER SPECIFIED TOLERANCES ON： X＝N/A X.X＝N/A X.XX＝N/A ANGLES＝N/A HOLEDIA＝N/A		INPAQ TECHNOLOGY CO., LTD.	
SCALE：N/A	UNIT：mm	THIS DRAWINGS AND SPECIFICATIONS ARE THE PROPERTY OF INPAQ TECHNOLOGY CO.,LTD.AND SHALL NOT BE REPRODUCED OR USED AS THE BASIS FOR THE MANUFACTURE OR SALE OF APPARATUS OR DEVICES WITHOUT PERMISSION	
DRAWN BY：李欣樺	CHECKED BY：詹惠雯		
DESIGNED BY： 黃瑞郎	APPROVED BY：陳振榮		
TITLE：RFDPA121300SMLB802		DOCUMENT NO.	SPEC REV. P0

Y-Z Plane
Phi=90.00deg

Gain . dB

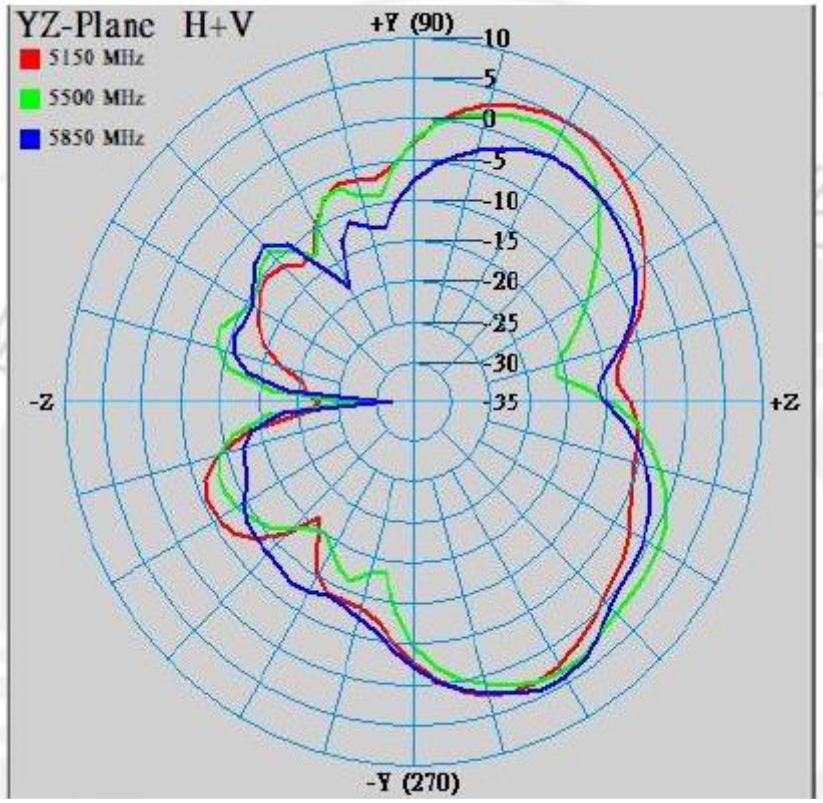

UNLESS OTHER SPECIFIED TOLERANCES ON： X＝N/A X.X＝N/A X.XX＝N/A ANGLES＝N/A HOLEDIA＝N/A		INPAQ TECHNOLOGY CO., LTD.	
SCALE：N/A	UNIT：mm	THIS DRAWINGS AND SPECIFICATIONS ARE THE PROPERTY OF INPAQ TECHNOLOGY CO.,LTD.AND SHALL NOT BE REPRODUCED OR USED AS THE BASIS FOR THE MANUFACTURE OR SALE OF APPARATUS OR DEVICES WITHOUT PERMISSION	
DRAWN BY：李欣樺	CHECKED BY：詹惠雯		
DESIGNED BY： 黃瑞郎	APPROVED BY：陳振榮		
TITLE：RFDPA121300SMLB802		DOCUMENT NO.	SPEC REV. P0

X-Y Plane
Theta=90.00deg

Gain . dB

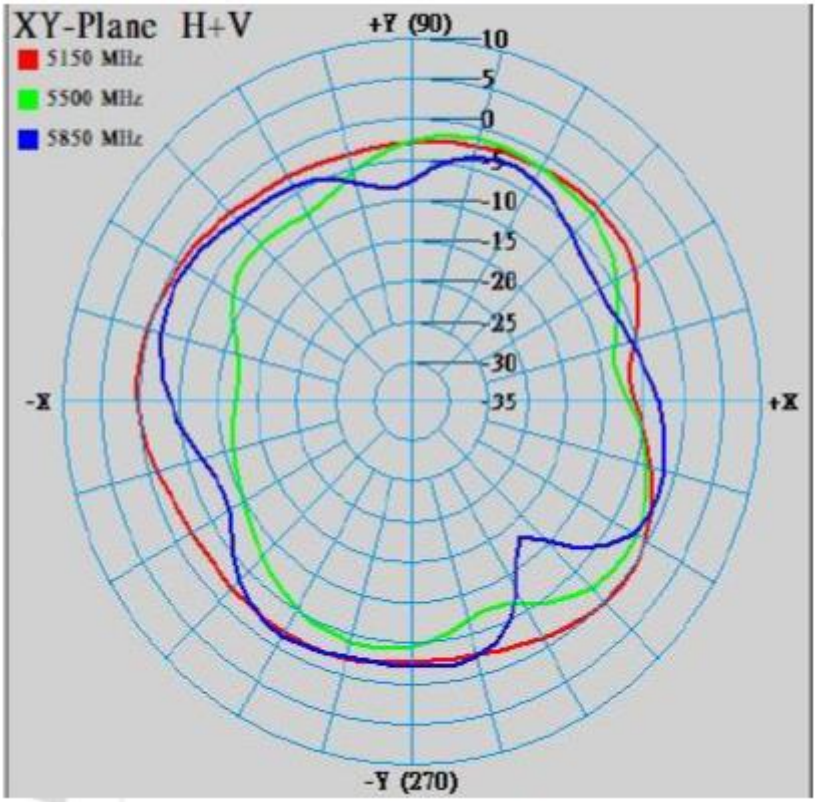

	ZX plane		ZY plane		XY plane	
Frequency [MHz]	Max Value [dB]	Average [dB]	Max Value [dB]	Average [dB]	Max Value [dB]	Average [dB]
5150	4.02	-1.78	4.89	-1.66	0.49	-1.70
5500	3.55	-2.31	3.44	-2.43	-1.25	-4.87
5850	3.42	-2.67	4.30	-2.92	-0.97	-3.72

THIS DRAWINGS AND SPECIFICATIONS ARE THE PROPERTY OF INPAQ TECHNOLOGY CO.,LTD.AND SHALL NOT BE REPRODUCED OR USED AS THE BASIS FOR THE MANUFACTURE OR SALE OF APPARATUS OR DEVICES WITHOUT PERMISSION