品名：**RFPCA361809IMMB301**

History List

版本 REV.	修訂者 EDITOR	修訂頁次 PAGE	修訂內容 ITEMS OF CHANGE	申請日期 DATE	生效日期 VALID DATE	ECN 編號 ECN NO.
P0	李欣樺	ALL	New drawing release	2023/11/16	According to the date of PLM Release	N/A

品名工規_RFPCA361809IMMB301

1. Explanation of part number：

RF	PCA	3618	09	I	M	M	B	3	01
Type Code	**Product Code**	**PCB Dimension (Unit: mm)**	**Cable Length (unit: cm)**	**Connector Brand**	**Type of Connector**	**Application**	**Project status**	**Wire Diameter**	**Project**
RF Device	PCB Antenna	Per 2 digits of length, width e.g.: 3609 Length 36.5mm, Width 9mm	2 digits for cable length e.g.: 15 Length 15cm	A: N C:MCX D:IPEX III E: IPEX IV F: IPEX A13 H: Hirose I: IPEX M: MMCX S: SMA T: TNC U:MURATA N: None	A: Reverse Female **B: Reverse Male** F: Female M: Male N: None	0: 0GHz 3: 3GHz 5: 5GHz 6: 6GHz A: 2.4GHz ISM band B: GSM 900/1800 dual band G: GPS band L: 2.4/5.2/5.8 GHz tri-band R:902~928 MHz N: NFC T: LTE band U:430~470 MHz W: WCDMA band	B: MP **T:During Test** X: Pile Run	0:None 1:⌀ 0.81 2:⌀ 1.32 3:⌀ 1.13 4:Low Loss ⌀ 1.13 5:⌀ 0.5 6:RG316 7: ⌀ 1.37 8:RG178 9:Low Loss ⌀ 1.37	01~99 series number

2. Electrical Specification：

Item	Specification
Working Frequency Range	2.4~2.5/5.15~5.85 GHz
Return Loss	-10 dB(Max)
VSWR	< 2
Gain	1.67dBi@2.4~2.5 GHz 3.28 dBi@5.15~5.85 GHz
Impedance	50 Ohm Nominal
Radiation	Omni-directional
Polarization	Linear Vertical
Operation Temperature	-20° C ~ +65° C

THIS DRAWINGS AND SPECIFICATIONS ARE THE PROPERTY OF INPAQ TECHNOLOGY CO.,LTD.AND SHALL NOT BE REPRODUCED OR USED AS THE BASIS FOR THE MANUFACTURE OR SALE OF APPARATUS OR DEVICES WITHOUT PERMISSION

3. Antenna Drawing：

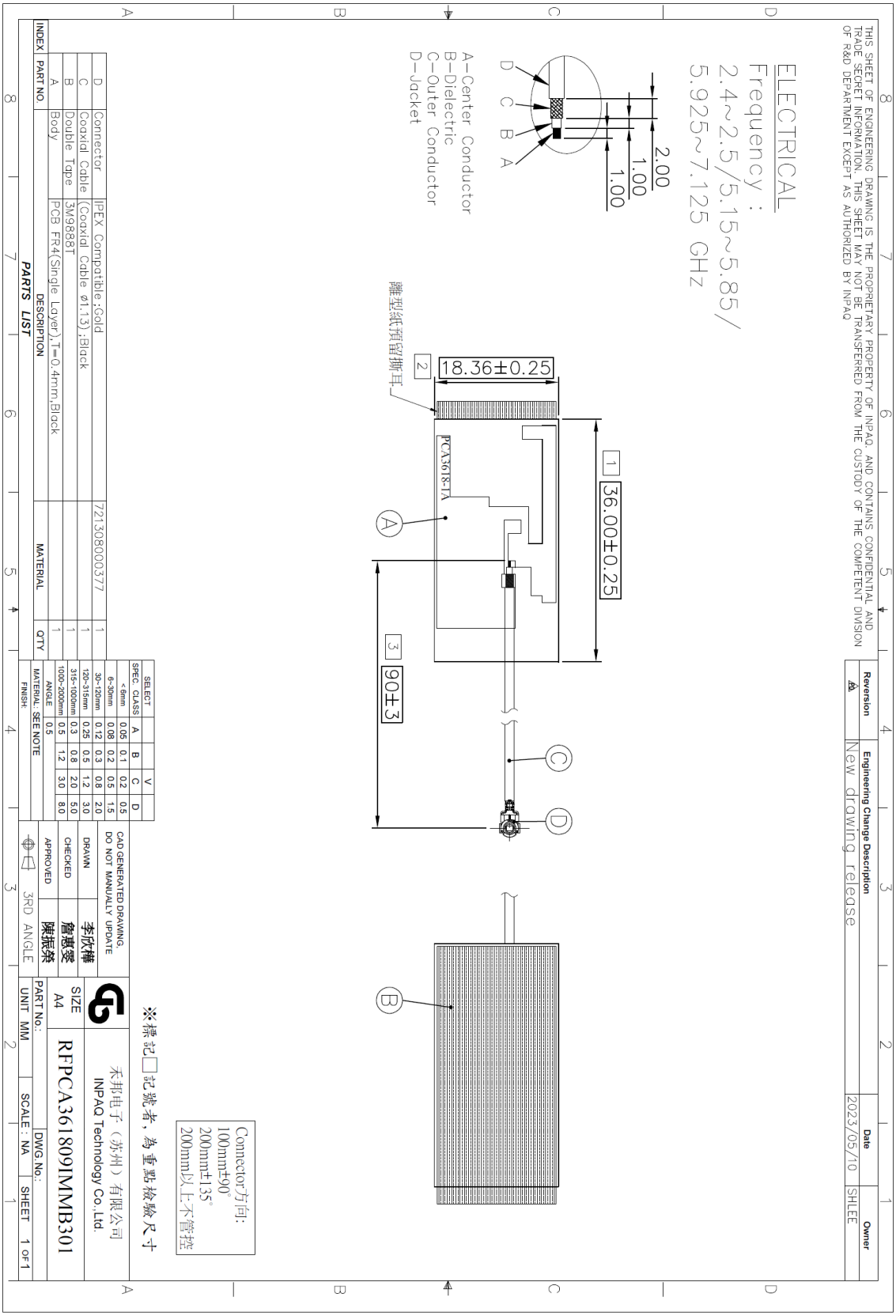

UNLESS OTHER SPECIFIED TOLERANCES ON： X＝N/A X.X＝N/A X.XX＝N/A ANGLES＝N/A HOLEDIA＝N/A		INPAQ TECHNOLOGY CO., LTD.	
SCALE：N/A	UNIT：mm	THIS DRAWINGS AND SPECIFICATIONS ARE THE PROPERTY OF INPAQ TECHNOLOGY CO.,LTD.AND SHALL NOT BE REPRODUCED OR USED AS THE BASIS FOR THE MANUFACTURE OR SALE OF APPARATUS OR DEVICES WITHOUT PERMISSION	
DRAWN BY：李欣樺	CHECKED BY：詹惠雯		
DESIGNED BY： 黃瑞郎	APPROVED BY：陳振榮		
TITLE：RFPCA361809IMMB301		DOCUMENT NO.	SPEC REV. P0

4. Performance Report：

Test Report

Experimental Setup



UNLESS OTHER SPECIFIED TOLERANCES ON： X＝N/A X.X＝N/A X.XX＝N/A ANGLES＝N/A HOLEDIA＝N/A		INPAQ TECHNOLOGY CO., LTD.
SCALE：N/A	UNIT：mm	THIS DRAWINGS AND SPECIFICATIONS ARE THE PROPERTY OF INPAQ TECHNOLOGY CO.,LTD.AND SHALL NOT BE REPRODUCED OR USED AS THE BASIS FOR THE MANUFACTURE OR SALE OF APPARATUS OR DEVICES WITHOUT PERMISSION
DRAWN BY：李欣樺	CHECKED BY：詹惠雯	
DESIGNED BY： 黃瑞郎	APPROVED BY：陳振榮	
TITLE：RFPCA361809IMMB301	DOCUMENT NO.	SPEC REV. P0

ELECTRICAL CHARACTERISTICS

Return Loss

UNLESS OTHER SPECIFIED TOLERANCES ON： X＝N/A X.X＝N/A X.XX＝N/A ANGLES＝N/A HOLEDIA＝N/A		INPAQ TECHNOLOGY CO., LTD.	
SCALE：N/A	UNIT：mm	THIS DRAWINGS AND SPECIFICATIONS ARE THE PROPERTY OF INPAQ TECHNOLOGY CO.,LTD.AND SHALL NOT BE REPRODUCED OR USED AS THE BASIS FOR THE MANUFACTURE OR SALE OF APPARATUS OR DEVICES WITHOUT PERMISSION	
DRAWN BY：李欣樺	CHECKED BY：詹惠雯		
DESIGNED BY： 黃瑞郎	APPROVED BY：陳振榮		
TITLE：RFPCA361809IMMB301		DOCUMENT NO.	SPEC REV. P0

Radiation Patterns

2G

X-Z Plane

Phi=0.00deg

Gain . dB

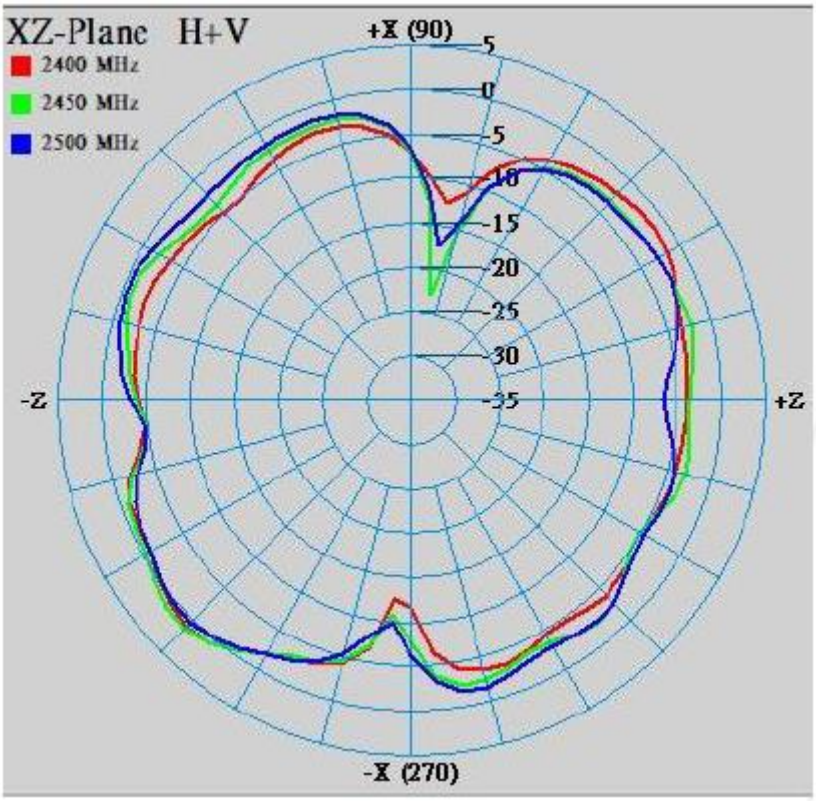

UNLESS OTHER SPECIFIED TOLERANCES ON： X＝N/A X.X＝N/A X.XX＝N/A ANGLES＝N/A HOLEDIA＝N/A		INPAQ TECHNOLOGY CO., LTD.	
SCALE：N/A	UNIT：mm	THIS DRAWINGS AND SPECIFICATIONS ARE THE PROPERTY OF INPAQ TECHNOLOGY CO.,LTD.AND SHALL NOT BE REPRODUCED OR USED AS THE BASIS FOR THE MANUFACTURE OR SALE OF APPARATUS OR DEVICES WITHOUT PERMISSION	
DRAWN BY：李欣樺	CHECKED BY：詹惠雯		
DESIGNED BY： 黃瑞郎	APPROVED BY：陳振榮		
TITLE：RFPCA361809IMMB301		DOCUMENT NO.	SPEC REV. P0

Y-Z Plane

Phi=90.00deg

Gain . dB

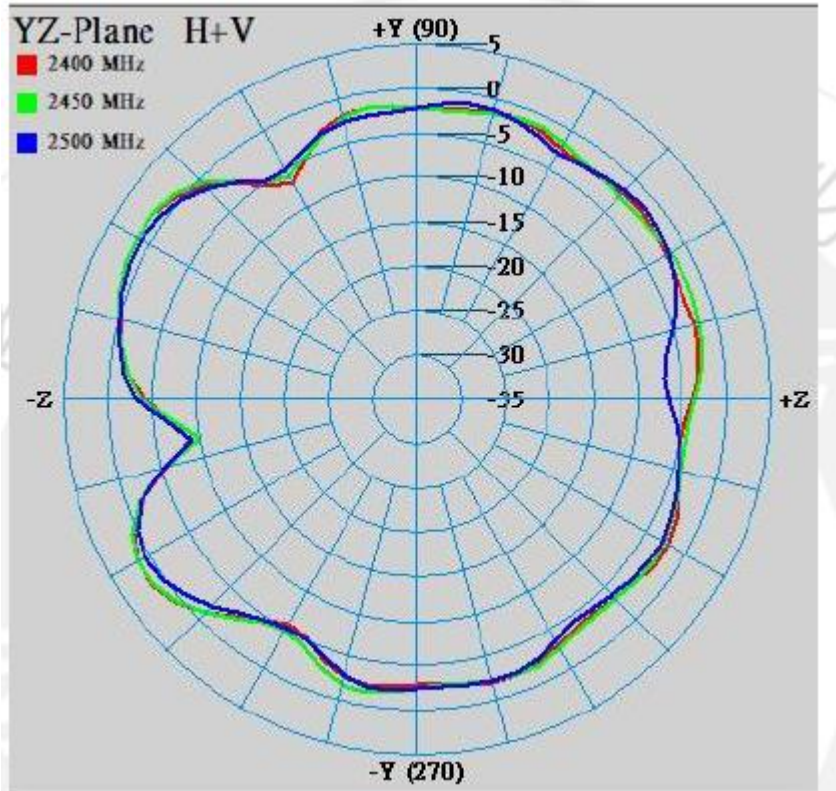

UNLESS OTHER SPECIFIED TOLERANCES ON： X＝N/A X.X＝N/A X.XX＝N/A ANGLES＝N/A HOLEDIA＝N/A		INPAQ TECHNOLOGY CO., LTD.	
SCALE：N/A	UNIT：mm	THIS DRAWINGS AND SPECIFICATIONS ARE THE PROPERTY OF INPAQ TECHNOLOGY CO.,LTD.AND SHALL NOT BE REPRODUCED OR USED AS THE BASIS FOR THE MANUFACTURE OR SALE OF APPARATUS OR DEVICES WITHOUT PERMISSION	
DRAWN BY：李欣樺	CHECKED BY：詹惠雯		
DESIGNED BY： 黃瑞郎	APPROVED BY：陳振榮		
TITLE：RFPCA361809IMMB301		DOCUMENT NO.	SPEC REV. P0

X-Y Plane

Theta=90.00deg

Gain . dB

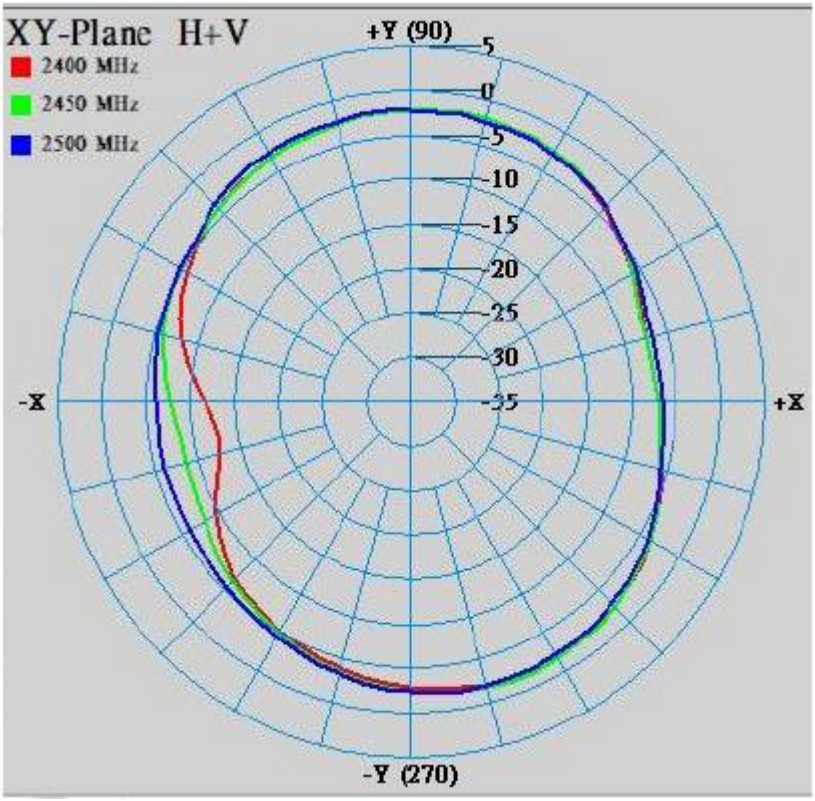

	ZX plane		ZY plane		XY plane	
Frequency [MHz]	Max Value [dBi]	Average [dBi]	Max Value [dBi]	Average [dBi]	Max Value [dBi]	Average [dBi]
2400	1.02	-3.36	1.67	-2.11	-1.92	-4.41
2450	1.33	-2.95	1.54	-1.96	-1.64	-4.08
2500	0.34	-2.99	0.99	-2.47	-1.97	-3.90

THIS DRAWINGS AND SPECIFICATIONS ARE THE PROPERTY OF INPAQ TECHNOLOGY CO.,LTD.AND SHALL NOT BE REPRODUCED OR USED AS THE BASIS FOR THE MANUFACTURE OR SALE OF APPARATUS OR DEVICES WITHOUT PERMISSION

5G

X-Z Plane

Phi=0.00deg

Gain . dB

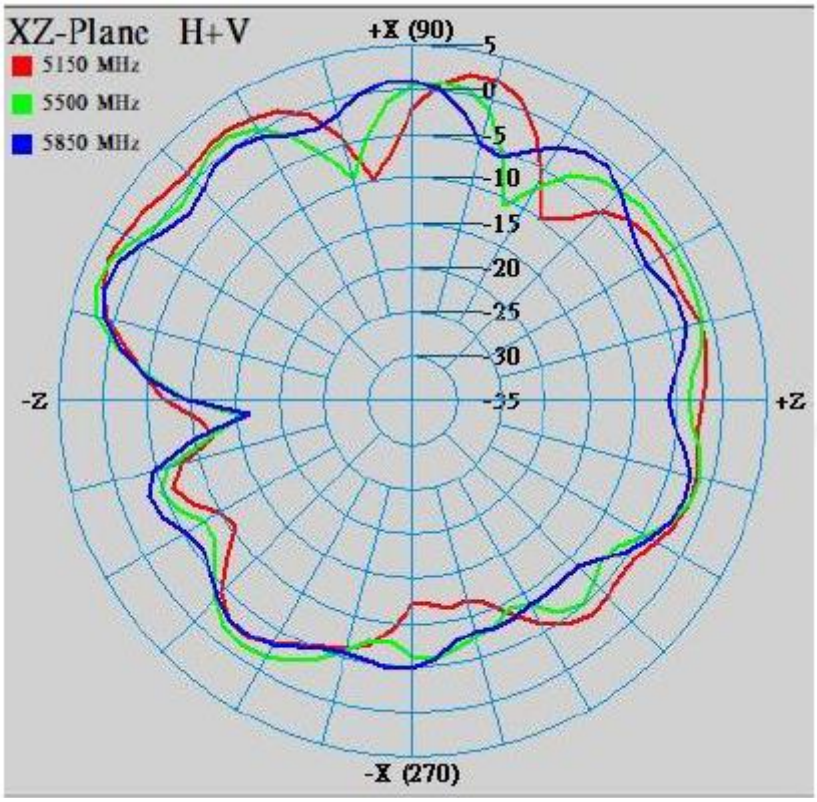

UNLESS OTHER SPECIFIED TOLERANCES ON： X＝N/A X.X＝N/A X.XX＝N/A ANGLES＝N/A HOLEDIA＝N/A		INPAQ TECHNOLOGY CO., LTD.
SCALE：N/A	UNIT：mm	THIS DRAWINGS AND SPECIFICATIONS ARE THE PROPERTY OF INPAQ TECHNOLOGY CO.,LTD.AND SHALL NOT BE REPRODUCED OR USED AS THE BASIS FOR THE MANUFACTURE OR SALE OF APPARATUS OR DEVICES WITHOUT PERMISSION
DRAWN BY：李欣樺	CHECKED BY：詹惠雯	
DESIGNED BY： 黃瑞郎	APPROVED BY：陳振榮	
TITLE：RFPCA361809IMMB301	DOCUMENT NO.	SPEC REV. P0

Y-Z Plane

Phi=90.00deg

Gain . dB

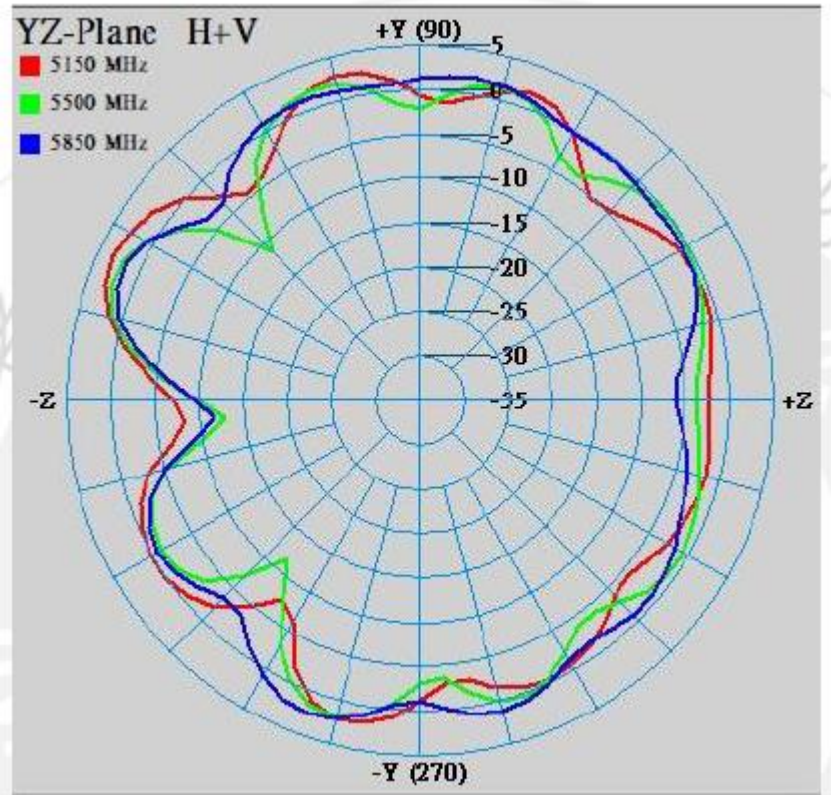

UNLESS OTHER SPECIFIED TOLERANCES ON： X＝N/A X.X＝N/A X.XX＝N/A ANGLES＝N/A HOLEDIA＝N/A		INPAQ TECHNOLOGY CO., LTD.	
SCALE：N/A	UNIT：mm	THIS DRAWINGS AND SPECIFICATIONS ARE THE PROPERTY OF INPAQ TECHNOLOGY CO.,LTD.AND SHALL NOT BE REPRODUCED OR USED AS THE BASIS FOR THE MANUFACTURE OR SALE OF APPARATUS OR DEVICES WITHOUT PERMISSION	
DRAWN BY：李欣樺	CHECKED BY：詹惠雯		
DESIGNED BY： 黃瑞郎	APPROVED BY：陳振榮		
TITLE：RFPCA361809IMMB301		DOCUMENT NO.	SPEC REV. P0

X-Y Plane

Theta=90.00deg

Gain . dB

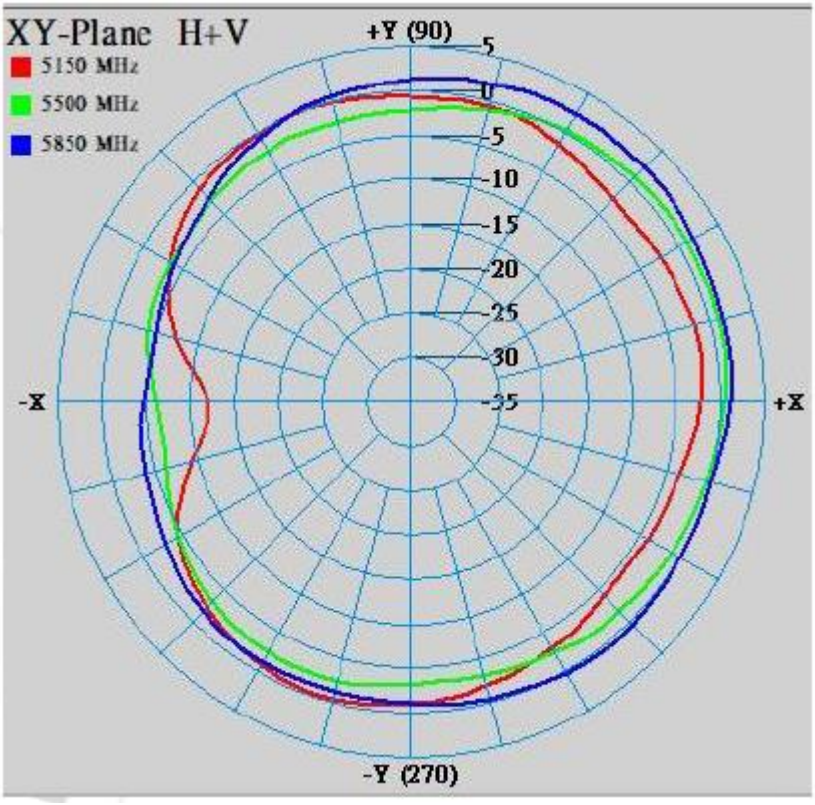

	ZX plane		ZY plane		XY plane	
Frequency [MHz]	Max Value [dBi]	Average [dBi]	Max Value [dBi]	Average [dBi]	Max Value [dBi]	Average [dBi]
5150	2.84	-2.25	3.28	-0.79	0.01	-2.31
5500	2.91	-2.52	2.33	-1.32	1.01	-1.77
5850	2.07	-2.95	2.52	-0.66	2.42	-0.19

THIS DRAWINGS AND SPECIFICATIONS ARE THE PROPERTY OF INPAQ TECHNOLOGY CO.,LTD.AND SHALL NOT BE REPRODUCED OR USED AS THE BASIS FOR THE MANUFACTURE OR SALE OF APPARATUS OR DEVICES WITHOUT PERMISSION