FCC Radio Test Report

FCC ID: 2BDWL2417249

Report No.	:	BTL-FCCP-3-2407E003
Equipment	:	TELUS Indoor camera device
Model Name	:	ICF
Brand Name	:	TELUS
Applicant	:	TELUS Communications Inc.
Address	:	7th Floor,510 West Georgia Street,Vancouver, BC,V6B0M3 Canada
Radio Function	:	RLAN 5 GHz (U-NII 1, U-NII 2A, U-NII 2C, U-NII 3)
FCC Rule Part(s)	:	FCC CFR Title 47, Part 15, Subpart E (15.407)
Measurement Procedure(s)	:	ANSI C63.10-2013
Date of Receipt	:	2024/8/12
Date of Test	:	2024/8/12 ~ 2024/8/24
Issued Date	:	2024/9/9

The above equipment has been tested and found in compliance with the requirement of the above standards by BTL Inc.

Prepared by : Poken Huang, Engineer

Approved by : Peter Chen, Manager

BTL Inc.
No.18, Ln. 171, Sec. 2, Jiuzong Rd., Neihu Dist., Taipei City 114, Taiwan
Tel: +886-2-2657-3299 Fax: +886-2-2657-3331 Web: www.newbtl.com Service mail: btl_qa@newbtl.com

Declaration

BTL represents to the client that testing is done in accordance with standard procedures as applicable and that test instruments used has been calibrated with standards traceable to international standard(s) and/or national standard(s).

BTL's reports apply only to the specific samples tested under conditions. It is manufacture's responsibility to ensure that additional production units of this model are manufactured with the identical electrical and mechanical components. **BTL** assumes no responsibility for the data provided by the Customer, any statements, inferences or generalizations drawn by the customer or others from the reports issued by **BTL**.

This report is the confidential property of the client. As a mutual protection to the clients, the public and ourselves, the test report shall not be reproduced, except in full, without our written approval.

BTL's laboratory quality assurance procedures are in compliance with the **ISO/IEC 17025** requirements, and accredited by the conformity assessment authorities listed in this test report.

BTL is not responsible for the sampling stage, so the results only apply to the sample as received.

The information, data and test plan are provided by manufacturer which may affect the validity of results, so it is manufacturer's responsibility to ensure that the apparatus meets the essential requirements of applied standards and in all the possible configurations as representative of its intended use.

Limitation

For the use of the authority's logo is limited unless the Test Standard(s)/Scope(s)/Item(s) mentioned in this test report is (are) included in the conformity assessment authorities acceptance respective.

Please note that the measurement uncertainty is provided for informational purpose only and are not use in determining the Pass/Fail results.

CONTENTS

REVISION HISTORY		5
1	SUMMARY OF TEST RESULTS	6
1.1	TEST FACILITY	7
1.2	MEASUREMENT UNCERTAINTY	7
1.3	TEST ENVIRONMENT CONDITIONS	7
1.4	TABLE OF PARAMETERS OF TEXT SOFTWARE SETTING	8
1.5	DUTY CYCLE	10
2	GENERAL INFORMATION	13
2.1	DESCRIPTION OF EUT	13
2.2	TEST MODES	16
2.3	BLOCK DIAGRAM SHOWING THE CONFIGURATION OF SYSTEM TESTED	18
2.4	SUPPORT UNITS	19
3	AC POWER LINE CONDUCTED EMISSIONS TEST	20
3.1	LIMIT	20
3.2	TEST PROCEDURE	20
3.3	DEVIATION FROM TEST STANDARD	20
3.4	TEST SETUP	21
3.5	TEST RESULT	21
4	RADIATED EMISSIONS TEST	22
4.1	LIMIT	22
4.2	TEST PROCEDURE	23
4.3	DEVIATION FROM TEST STANDARD	23
4.4	TEST SETUP	24
4.5	EUT OPERATING CONDITIONS	25
4.6	TEST RESULT – BELOW 30 MHZ	25
4.7	TEST RESULT – 30 MHZ TO 1 GHZ	25
4.8	TEST RESULT – ABOVE 1 GHZ	25
5	BANDWIDTH TEST	26
5.1	LIMIT	26
5.2	TEST PROCEDURE	26
5.3	DEVIATION FROM TEST STANDARD	26
5.4	TEST SETUP	26
5.5	EUT OPERATING CONDITIONS	26
5.6	TEST RESULT	26
6	MAXIMUM OUTPUT POWER TEST	27
6.1	LIMIT	27
6.2	TEST PROCEDURE	27
6.3	DEVIATION FROM TEST STANDARD	27
6.4	TEST SETUP	27
6.5	EUT OPERATING CONDITIONS	27
6.6	TEST RESULT	27
7	POWER SPECTRAL DENSITY	28
7.1	LIMIT	28
7.2	TEST PROCEDURE	28
7.3	DEVIATION FROM TEST STANDARD	28
7.4	TEST SETUP	28
7.5	EUT OPERATING CONDITIONS	28

7.6	TEST RESULT	28
8	LIST OF MEASURING EQUIPMENTS	29
9	EUT TEST PHOTO	31
10	EUT PHOTOS	31
APPENDIX A	AC POWER LINE CONDUCTED EMISSIONS	32
APPENDIX B	RADIATED EMISSIONS - 30 MHZ TO 1 GHZ	35
APPENDIX C	RADIATED EMISSIONS - ABOVE 1 GHZ	38
APPENDIX D	BANDWIDTH	211
APPENDIX E	MAXIMUM OUTPUT POWER	248
APPENDIX F	POWER SPECTRAL DENSITY	285

REVISION HISTORY

Report No.	Version	Description	Issued Date	Note
BTL-FCCP-3-2407E003	R00	Original Report.	2024/9/6	Invalid
BTL-FCCP-3-2407E003	R01	Only the Part number of the antenna was added.	2024/9/9	Valid

1 SUMMARY OF TEST RESULTS

Test procedures according to the technical standards.

Standard(s) Section	Description	Test Result	Judgement	Remark
15.207	AC Power Line Conducted Emissions	APPENDIX A	Pass	------
15.205 15.209 15.407(b)	Radiated Emissions	APPENDIX C APPENDIX D APPENDIX E	Pass	------
15.407(a) 15.407(e)	Bandwidth	APPENDIX E	Pass	------
15.407(a)	Maximum Output Power	APPENDIX F	Pass	------
15.407(a)	Power Spectral Density	APPENDIX G	Pass	------
15.407(g)	Frequency Stability	------	PASS	NOTE (5)
15.203	Antenna Requirement	------	Pass	NOTE (4)
15.407(c)	Automatically Discontinue Transmission	------	Pass	NOTE (3)

NOTE:
(1) ”N/A” denotes test is not applicable in this Test Report.
(2) The report format version is TP.1.1.1.
(3) During no any information transmission, the EUT can automatically discontinue transmission and become standby mode for power saving. the EUT can detect the controlling signal of ACK message transmitting from remote device and verify whether it shall resend or discontinue transmission.
(4) The device what use replaceable antennas with non-standard interfaces are considered sufficient to com ply with the provisions of 15.203.
(5) The item is declared by the manufacturer.

1.1 TEST FACILITY

The test locations stated below are under the TAF Accreditation Number 0659.
The test location(s) used to collect the test data in this report are:
(FCC DN: TW0659)
No. 72, Ln. 169, Sec. 2, Datong Rd., Xizhi Dist., New Taipei City 221, Taiwan
☒ CB21 ☒ C06

1.2 MEASUREMENT UNCERTAINTY

The reported uncertainty of measurement **y ± U**, where expanded uncertainty **U** is based on a standard uncertainty multiplied by a coverage factor of **k = 2**, providing a level of confidence of approximately **95 %**. The measurement instrumentation uncertainty considerations contained in CISPR 16-4-2. The BTL measurement uncertainty is less than the CISPR 16-4-2 U_{cispr} requirement.

A. AC power line conducted emissions test:

Test Site	Method	Measurement Frequency Range	U (dB)
C06	CISPR	150 kHz ~ 30MHz	2.4498

B. Radiated emissions test:

Test Site	Measurement Frequency Range	U,(dB)
CB21	0.03 GHz ~ 0.2 GHz	4.17
	0.2 GHz ~ 1 GHz	4.72
	1 GHz ~ 6 GHz	5.21
	6 GHz ~ 18 GHz	5.51
	18 GHz ~ 26 GHz	3.69
	26 GHz ~ 40 GHz	4.23

C. Conducted test:

Test Item	U,(dB)
Occupied Bandwidth	0.53
Maximum Output Power	0.37
Power Spectral Density	0.66
Conducted Spurious emissions	0.53
Conducted Band edges	0.53
Frequency Stability	0.53

NOTE:
Unless specifically mentioned, the uncertainty of measurement has not been taken into account to declare the compliance or non-compliance to the specification.

1.3 TEST ENVIRONMENT CONDITIONS

Test Item	Environment Condition	Test Voltage	Tested by
AC Power Line Conducted Emissions	25°C, 45%	AC 120 V	Ken Lu
Radiated emissions below 1 GHz	26°C, 61%	AC 120 V	Ken Lu
Radiated emissions above 1 GHz	26°C, 61%	AC 120 V	Ken Lu
Bandwidth	25°C, 79%	AC 120 V	Cheng Tsai
Maximum Output Power	25°C, 79%	AC 120 V	Cheng Tsai
Power Spectral Density	25°C, 79%	AC 120 V	Cheng Tsai

1.4 TABLE OF PARAMETERS OF TEXT SOFTWARE SETTING

UNII-1			
Test Software Version	IPOP_V4.0		
Frequency (MHz)	5180	5200	5240
IEEE 802.11a	64	66	65
IEEE 802.11n(HT20)	55	62	60
IEEE 802.11ac(VHT20)	55	55	53
IEEE 802.11ax(HE20)	56	56	55
Frequency (MHz)	5190	5230	
IEEE 802.11n(HT40)	61	62	
IEEE 802.11ac(VHT40)	68	68	
IEEE 802.11ax(HE40)	47	63	
Frequency (MHz)	5210		
IEEE 802.11ac(VHT80)	54		
IEEE 802.11ax(HE80)	49		

UNII-2A			
Test Software Version	IPOP_V4.0		
Frequency (MHz)	5260	5300	5320
IEEE 802.11a	67	66	66
IEEE 802.11n(HT20)	63	62	62
IEEE 802.11ac(VHT20)	55	54	54
IEEE 802.11ax(HE20)	49	49	49
Frequency (MHz)	5270	5310	
IEEE 802.11n(HT40)	61	59	
IEEE 802.11ac(VHT40)	68	68	
IEEE 802.11ax(HE40)	63	45	
Frequency (MHz)	5290		
IEEE 802.11ac(VHT80)	52		
IEEE 802.11ax(HE80)	49		

UNII-2C			
Test Software Version	IPOP_V4.0		
Frequency (MHz)	5500	5580	5700
IEEE 802.11a	59	70	59
IEEE 802.11n(HT20)	55	73	74
IEEE 802.11ac(VHT20)	54	57	57
IEEE 802.11ax(HE20)	49	52	50
Frequency (MHz)	5510	5550	5670
IEEE 802.11n(HT40)	61	61	61
IEEE 802.11ac(VHT40)	68	68	68
IEEE 802.11ax(HE40)	53	69	60
Frequency (MHz)	5530	5610	
IEEE 802.11ac(VHT80)	52	52	
IEEE 802.11ax(HE80)	55	69	
Frequency (MHz)	5570		

UNII-3			
Test Software Version	IPOP_V4.0		
Frequency (MHz)	5745	5785	5825
IEEE 802.11a	70	72	72
IEEE 802.11n(HT20)	64	66	65
IEEE 802.11ac(VHT20)	60	62	62
IEEE 802.11ax(HE20)	61	63	63
Frequency (MHz)	5755	5795	
IEEE 802.11n(HT40)	61	61	
IEEE 802.11ac(VHT40)	68	68	
IEEE 802.11ax(HE40)	69	69	
Frequency (MHz)	5775		
IEEE 802.11ac(VHT80)	68		
IEEE 802.11ax(HE80)	66		

1.5 DUTY CYCLE

If duty cycle is ≥ 98 %, duty factor is not required.
If duty cycle is < 98 %, duty factor shall be considered.

Remark	Delta 1			Delta 2	On Time/Period	10 log(1/Duty Cycle)
Mode	ON (ms)	Numbers (ON)	On Time (B) (ms)	Period (ON+OFF) (ms)	Duty Cycle (%)	Duty Factor (dB)
IEEE 802.11a	1.430	1	1.430	1.530	93.46%	0.29
IEEE 802.11n (HT20)	1.340	1	1.340	1.450	92.41%	0.34
IEEE 802.11n (HT40)	0.071	1	0.071	0.172	41.28%	3.84
IEEE 802.11ac (VHT20)	0.070	1	0.070	0.080	87.50%	0.58
IEEE 802.11ac (VHT40)	0.650	1	0.650	0.760	85.53%	0.68
IEEE 802.11ac (VHT80)	0.055	1	0.055	0.156	35.26%	4.53
IEEE 802.11ax (HE20)	0.096	1	0.096	0.196	48.98%	3.10
IEEE 802.11ax (HE40)	0.087	1	0.087	0.186	46.77%	3.30
IEEE 802.11ax (HE80)	0.072	1	0.072	0.175	41.14%	3.86

IEEE 802.11a

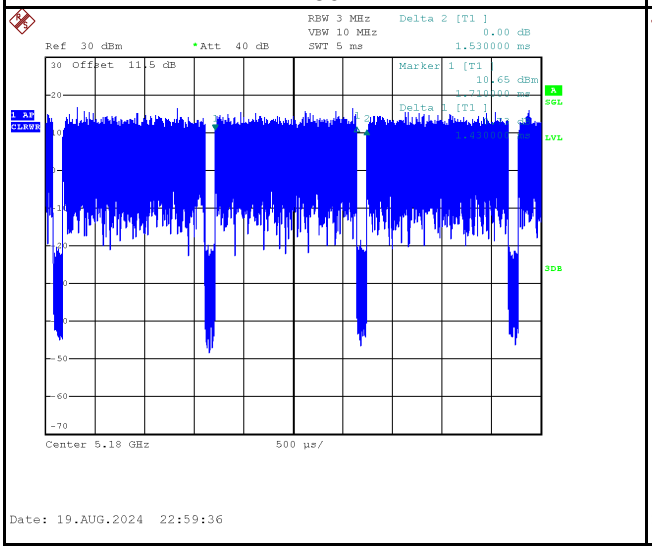

IEEE 802.11n(HT20)

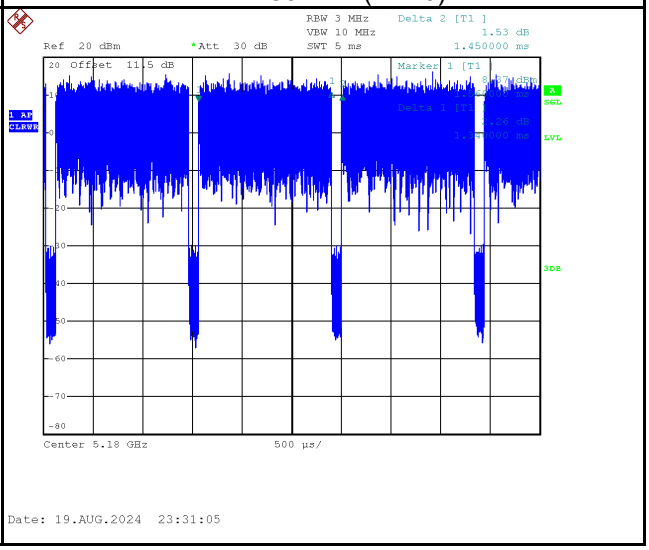

IEEE 802.11n(HT40)

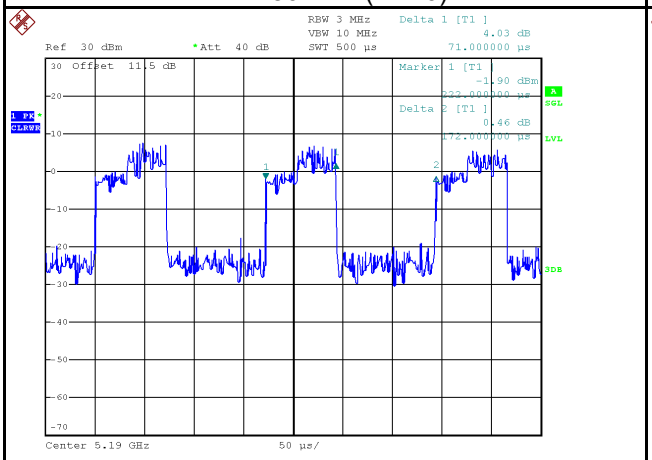

Date: 23.AUG.2024 17:36:52

IEEE 802.11ac(VHT20)

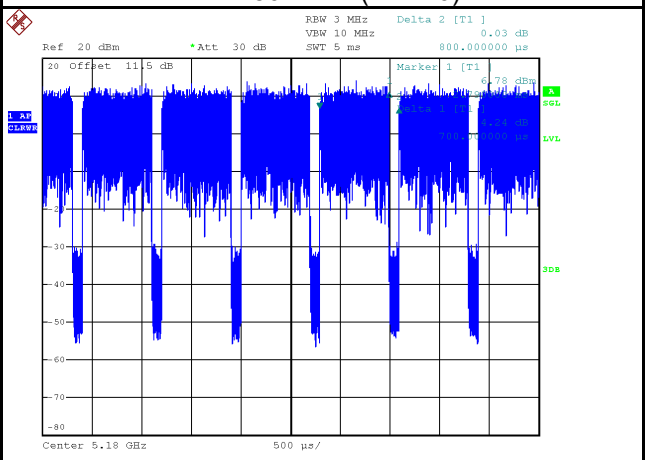

Date: 20.AUG.2024 21:36:20

IEEE 802.11ac(VHT40)

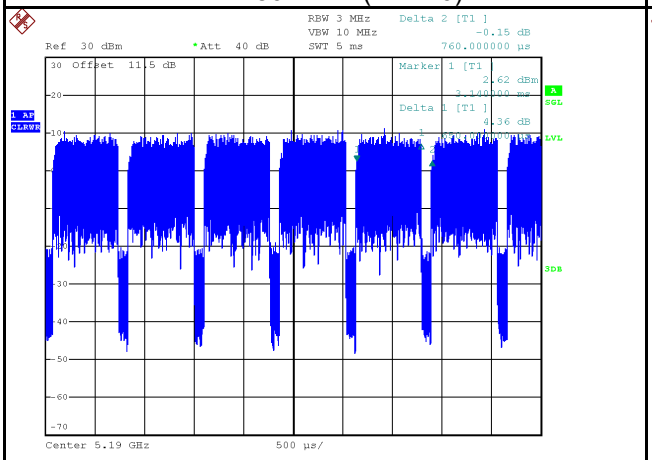

Date: 20.AUG.2024 20:30:25

IEEE 802.11ac(VHT80)

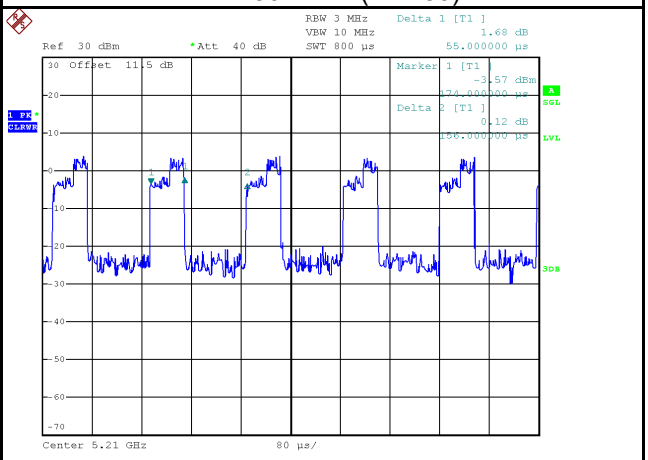

Date: 23.AUG.2024 17:45:39

IEEE 802.11ax (HE20)

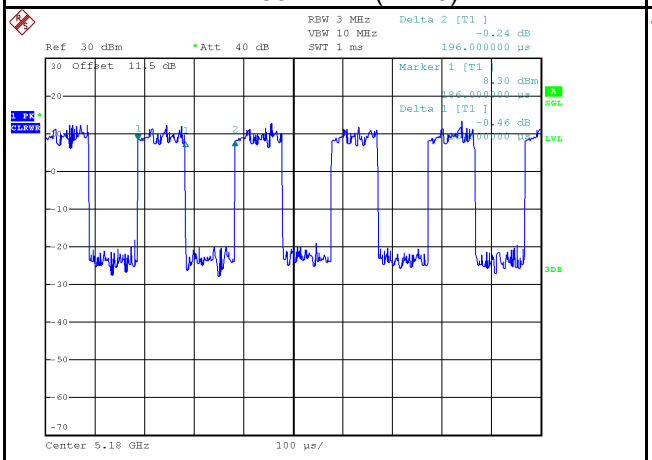

Date: 22.AUG.2024 19:22:58

IEEE 802.11ax (HE40)

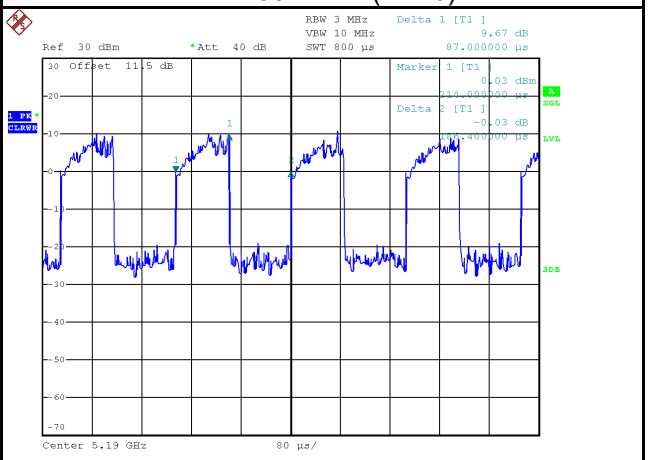

Date: 23.AUG.2024 17:53:38

IEEE 802.11ax (HE80)	
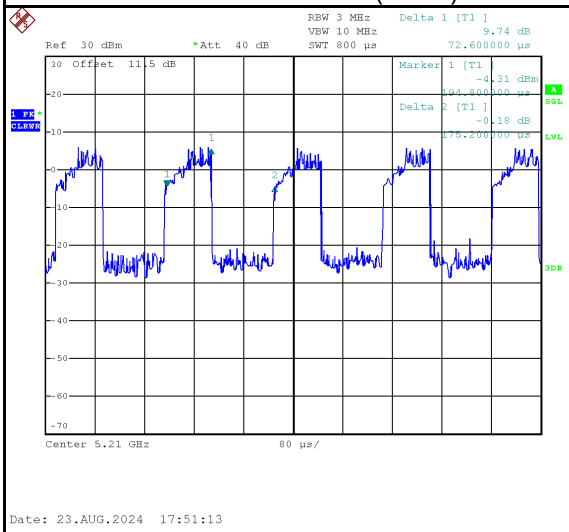	

2 GENERAL INFORMATION

2.1 DESCRIPTION OF EUT

Equipment	TELUS Indoor camera device
Brand Name	TELUS
Model Name	ICF
Model Difference	N/A
Hardware Version	DVT
Software Version	v0.03.011
Power Source	DC voltage supplied from AC adapter. Model: DSA-20PDB FUS
Power Rating	I/P: 100-240V 50/60Hz 0.6A O/P:+5.0V⎓3.0A, +9.0V⎓2.22A, +12.0V⎓1.66A
Operation Band	UNII-1: 5150 MHz to 5250 MHz UNII-2A: 5250 MHz to 5350 MHz UNII-2C: 5470 MHz to 5725 MHz UNII-3: 5725 MHz to 5850 MHz
Operation Frequency	UNII-1: 5180 MHz to 5250 MHz UNII-2A: 5250 MHz to 5320 MHz UNII-2C: 5500 MHz to 5700 MHz UNII-3: 5745 MHz to 5825 MHz
Modulation Technology	OFDM, OFDMA
Transfer Rate	802.11a: 54/48/36/24/18/12/9/6 Mbps 802.11n: up to 300Mbps 802.11ac: up to 866.7 Mbps 802.11ax: up to 2402 Mbps
Output Power Max. for UNII-1	IEEE 802.11n(HT40): 19.06 dBm (0.0805 W)
Output Power Max. for UNII-2A	IEEE 802.11n(HT40): 20.34 dBm (0.1081 W)
Output Power Max. for UNII-2C	IEEE 802.11n(HT40): 20.37 dBm (0.1089 W)
Output Power Max. for UNII-3	IEEE 802.11ac(VHT80): 20.45 dBm (0.1109 W)

NOTE:
(1) The above EUT information is declared by manufacturer and for more detailed features description, please refers to the manufacturer's specifications or user's manual.

(2) Channel List:

IEEE 802.11a IEEE 802.11n(HT20) IEEE 802.11ac(VHT20) IEEE 802.11ax(HE20)		IEEE 802.11n(HT40) IEEE 802.11ac(VHT40) IEEE 802.11ax(HE40)		IEEE 802.11ac(VHT80) IEEE 802.11ax(HE80)	
UNII-1		UNII-1		UNII-1	
Channel	Frequency (MHz)	Channel	Frequency (MHz)	Channel	Frequency (MHz)
36	5180	38	5190	42	5210
40	5200	46	5230		
44	5220				
48	5240				

IEEE 802.11a IEEE 802.11n(HT20) IEEE 802.11ac(VHT20) IEEE 802.11ax(HE20)		IEEE 802.11n(HT40) IEEE 802.11ac(VHT40) IEEE 802.11ax(HE40)		IEEE 802.11ac(VHT80) IEEE 802.11ax(HE80)	
UNII-2A		UNII-2A		UNII-2A	
Channel	Frequency (MHz)	Channel	Frequency (MHz)	Channel	Frequency (MHz)
52	5260	54	5270	58	5290
56	5280	62	5310		
60	5300				
64	5320				

IEEE 802.11a IEEE 802.11n(HT20) IEEE 802.11ac(VHT20) IEEE 802.11ax(HE20)		IEEE 802.11n(HT40) IEEE 802.11ac(VHT40) IEEE 802.11ax(HE40)		IEEE 802.11ac(VHT80) IEEE 802.11ax(HE80)	
UNII-2C		UNII-2C		UNII-2C	
Channel	Frequency (MHz)	Channel	Frequency (MHz)	Channel	Frequency (MHz)
100	5500	102	5510	106	5530
104	5520	110	5550	122	5610
108	5540	118	5590		
112	5560	126	5630		
116	5580	134	5670		
120	5600				
124	5620				
128	5640				
132	5660				
136	5680				
140	5700				

IEEE 802.11a IEEE 802.11n(HT20) IEEE 802.11ac(VHT20) IEEE 802.11ax(HE20)		IEEE 802.11n(HT40) IEEE 802.11ac(VHT40) IEEE 802.11ax(HE40)		IEEE 802.11ac(VHT80) IEEE 802.11ax(HE80)	
UNII-3		UNII-3		UNII-3	
Channel	Frequency (MHz)	Channel	Frequency (MHz)	Channel	Frequency (MHz)
149	5745	151	5755	155	5775
153	5765	159	5795		
157	5785				
161	5805				
165	5825				

(3) Table for Filed Antenna:

Ant.	Manufacturer	P/N	Type	Connector	Gain (dBi)
Main	FIT Hon Teng Limited	ANTP2M1-CZZ30-EH	PIFA	N/A	3.68
AUX	FIT Hon Teng Limited	ANTP2M1-CZZ31-EH	PIFA	N/A	3.87

Note:

a) The EUT incorporates a CDD function. Physically, the EUT provides two completed transmitters and receivers (2T2R).

b) For Output Power

N_{ANT} = 2 < 5; so Directional gain=3.87.

The Direction gain is less than 6 dBi, so output power limits will not be reduced.

c) For Power Spectral Density

Directional gain=10log $[(10^{G1/20}+10^{G2/20}+...10^{GN/20})^2/N]$dBi, that is Directional gain = 10log $[(10^{3.68/10}+10^{3.87/10})^2/4]$dBi = 6.79 > 6dBi.

To UNII-1, UNII-2A and UNII-2C power spectral density limit is 11-(6.79-6) = 10.21,

To UNII-3 power spectral density limit is 30-(6.79-6) = 29.21.

(4) The above Antenna information are derived from the antenna data sheet provided by manufacturer and for more detailed features description, please refer to the manufacturer's specifications, the laboratory shall not be held responsible.

(5) Operating Mode and Antenna Configuration

Operating Mode / TX Mode	2TX
IEEE 802.11a	V (Ant. 1+Ant. 2)
IEEE 802.11n (HT20)	V (Ant. 1+Ant. 2)
IEEE 802.11n (HT40)	V (Ant. 1+Ant. 2)
IEEE 802.11ac (VHT20)	V (Ant. 1+Ant. 2)
IEEE 802.11ac (VHT40)	V (Ant. 1+Ant. 2)
IEEE 802.11ac (VHT80)	V (Ant. 1+Ant. 2)
IEEE 802.11ax (HE20)	V (Ant. 1+Ant. 2)
IEEE 802.11ax (HE40)	V (Ant. 1+Ant. 2)
IEEE 802.11ax (HE80)	V (Ant. 1+Ant. 2)

2.2 TEST MODES

Test Items	Test mode	Channel	Note
AC power line conducted emissions	Normal/Idle	-	-
Transmitter Radiated Emissions (below 1GHz)	TX Mode_IEEE 802.11ac (VHT80)	155	-
Transmitter Radiated Emissions (above 1GHz)	TX Mode_IEEE 802.11a	36/48, 52/64 100/140, 149/165	Bandedge
	TX Mode_IEEE 802.11n (HT20) TX Mode_IEEE 802.11ax (HE20)		
	TX Mode_IEEE 802.11n (HT40) TX Mode_IEEE 802.11ax (HE40)	38/46, 54/62, 102/134, 151/159	
	TX Mode_IEEE 802.11ac (VHT80) TX Mode_IEEE 802.11ax (HE80)	42, 58, 106, 122, 155	
	TX Mode_IEEE 802.11a	36/40/48, 52/60/64, 100/116/140, 149/157/165	Harmonic
	TX Mode_IEEE 802.11n (HT20) TX Mode_IEEE 802.11ax (HE20)	36/40/48, 52/60/64, 100/116/140/144, 149/157/165	
	TX Mode_IEEE 802.11n (HT40) TX Mode_IEEE 802.11ax (HE40)	38/46, 54/62, 102/110/134/142, 151/159	
	TX Mode_IEEE 802.11ac (VHT80) TX Mode_IEEE 802.11ax (HE80)	42, 58, 106/122/138, 155	
Bandwidth	TX Mode_IEEE 802.11a	36/40/48, 52/60/64, 100/116/140, 149/157/165	-
	TX Mode_IEEE 802.11n (HT20) TX Mode_IEEE 802.11ax (HE20)	36/40/48, 52/60/64, 100/116/140, 149/157/165	
	TX Mode_IEEE 802.11n (HT40) TX Mode_IEEE 802.11ax (HE40)	38/46, 54/62, 102/110/134 151/159	
	TX Mode_IEEE 802.11ac (VHT80) TX Mode_IEEE 802.11ax (HE80)	42, 58, 106/122/138, 155	
Power Spectral Density	TX Mode_IEEE 802.11a	36/40/48, 52/60/64, 100/116/140, 149/157/165	-
	TX Mode_IEEE 802.11n (HT20) TX Mode_IEEE 802.11ax (HE20)	36/40/48, 52/60/64, 100/116/140/144, 149/157/165	
	TX Mode_IEEE 802.11n (HT40) TX Mode_IEEE 802.11ax (HE40)	38/46, 54/62, 102/110/134/142 151/159	
	TX Mode_IEEE 802.11ac (VHT80) TX Mode_IEEE 802.11ax (HE80)	42, 58 106/122/138, 155	
Output Power	TX Mode_IEEE 802.11a	36/40/48, 52/60/64, 100/116/140, 149/157/165	
	TX Mode_IEEE 802.11n (HT20) TX Mode_IEEE 802.11ac (VHT20) TX Mode_IEEE 802.11ax (HE20)	36/40/48, 52/60/64, 100/116/140/144, 149/157/165	
	TX Mode_IEEE 802.11n (HT40) TX Mode_IEEE 802.11ac (VHT40) TX Mode_IEEE 802.11ax (HE40)	38/46, 54/62, 102/110/134/142 151/159	
	TX Mode_IEEE 802.11ac (VHT80) TX Mode_IEEE 802.11ax (HE80)	42, 58 106/122/138, 155	

NOTE:

(1) For radiated emission band edge test, both Vertical and Horizontal are evaluated, but only the worst case (Vertical) is recorded.

(2) IEEE 802.11ax mode only supports full RU, so only the full RU is evaluated and measured inside report

(3) For radiated emission below 1 GHz test, the IEEE 802.11ac(VHT80) Mode Channel 155 is found to be the worst case and recorded.

(4) For radiated emission Harmonic 18-40GHz test, only tested the worst case and recorded.

(5) The measurements for Output Power are tested, the worst case are IEEE 802.11a mode, IEEE 802.11n(HT20) mode, IEEE 802.11n(HT40) mode, IEEE 802.11ac(VHT80) mode, IEEE 802.11ax(HE20) mode, IEEE 802.11ax(HE40) mode and IEEE 802.11ax(HE80) mode, only the worst cases are documented for other test items.

2.3 BLOCK DIAGRAM SHOWING THE CONFIGURATION OF SYSTEM TESTED

Equipment letters and Cable numbers refer to item numbers described in the tables of clause 2.4.

AC power line conducted emissions

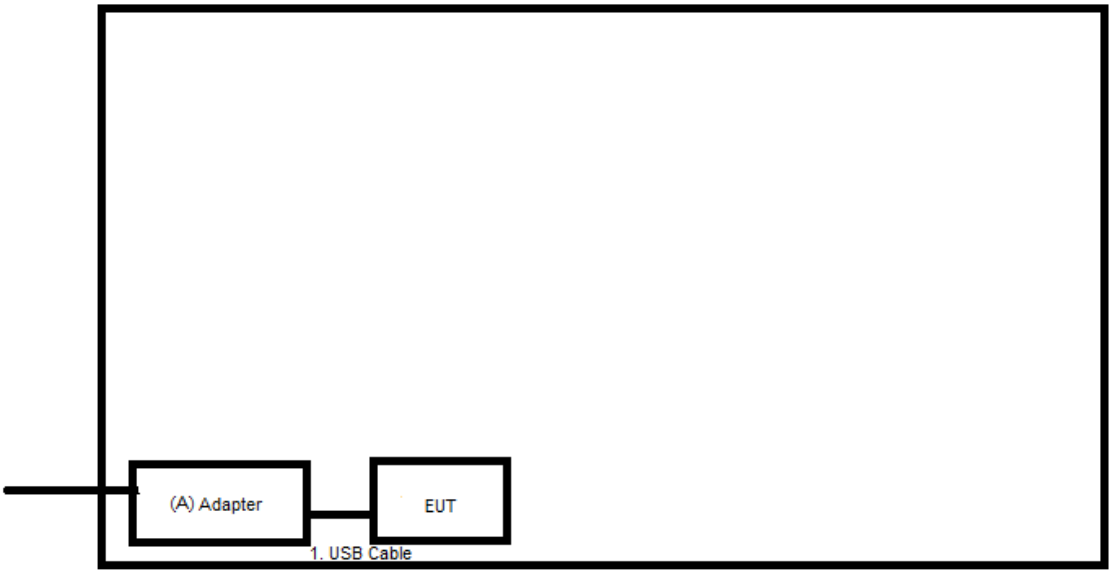

Radiated Emissions

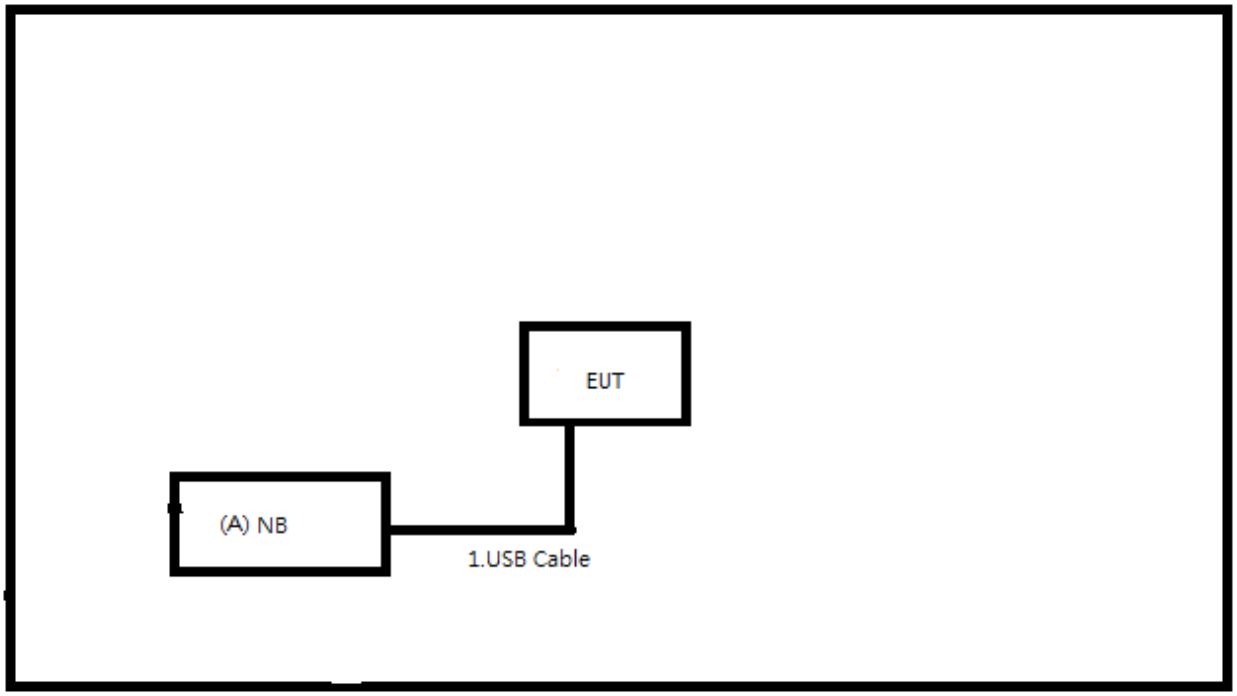

2.4 SUPPORT UNITS

AC power line conducted emissions

Item	Equipment	Brand	Model No.	Series No.	Remarks
A	Adapter	N/A	DSA-20PDB	N/A	Supplied by test requester.

Item	Shielded	Ferrite Core	Length	Cable Type	Remarks
1	USB Cable	N	N	1.6m	Supplied by test requester.

Radiated Emissions

Item	Equipment	Brand	Model No.	Series No.	Remarks
A	Notebook	Lenovo	ThinkBook 14 G4 IAP	MP28KHAH	Furnished by test lab.

Item	Shielded	Ferrite Core	Length	Cable Type	Remarks
1	USB Cable	N	N	1.6m	Supplied by test requester.

3 AC POWER LINE CONDUCTED EMISSIONS TEST

3.1 LIMIT

Frequency (MHz)	Limit (dBμV)	
	Quasi-peak	Average
0.15 - 0.5	66 - 56 *	56 - 46 *
0.50 - 5.0	56	46
5.0 - 30.0	60	50

NOTE:
(1) The tighter limit applies at the band edges.
(2) The limit of " * " marked band means the limitation decreases linearly with the logarithm of the frequency in the range.
(3) The test result calculated as following:
Measurement Value = Reading Level + Correct Factor
Correct Factor = Insertion Loss + Cable Loss + Attenuator Factor (if use)
Margin Level = Measurement Value – Limit Value
Calculation example:

Reading Level (dBμV)		Correct Factor (dB)		Measurement Value (dBμV)
38.22	+	3.45	=	41.67

Measurement Value (dBμV)		Limit Value (dBμV)		Margin Level (dB)
41.67	-	60	=	-18.33

The following table is the setting of the receiver.

Receiver Parameter	Setting
Attenuation	10 dB
Start Frequency	0.15 MHz
Stop Frequency	30 MHz
IF Bandwidth	9 KHz

3.2 TEST PROCEDURE

a. The EUT was placed 0.8 m above the horizontal ground plane with the EUT being connected to the power mains through a line impedance stabilization network (LISN).
All other support equipment were powered from an additional LISN(s).
The LISN provides 50 Ohm/50uH of impedance for the measuring instrument.
b. Interconnecting cables that hang closer than 40 cm to the ground plane shall be folded back and forth in the center forming a bundle to keep the cable above 40 cm.
c. Excess I/O cables that are not connected to a peripheral shall be bundled in the center.
The end of the cable will be terminated, using the correct terminating impedance.
The overall length shall not exceed 1 m.
d. The LISN is spaced at least 80 cm from the nearest part of the EUT chassis.
e. For the actual test configuration, please refer to the related Item – EUT TEST PHOTO.

NOTE:
(1) In the results, each reading is marked as Peak, QP or AVG per the detector used.
BW=9 kHz (6 dB Bandwidth)
(2) All readings are Peak unless otherwise stated QP or AVG in column of Note. Both the QP and the AVG readings must be less than the limit for compliance.

3.3 DEVIATION FROM TEST STANDARD

No deviation.

3.4 TEST SETUP

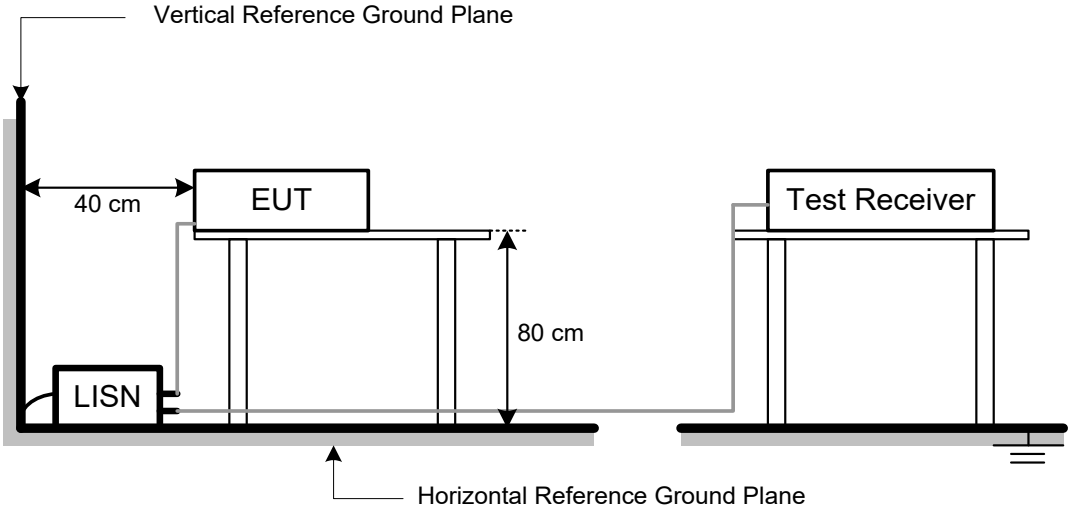

3.5 TEST RESULT

Please refer to the APPENDIX A.

4 RADIATED EMISSIONS TEST

4.1 LIMIT

In case the emission fall within the restricted band specified on 15.205, then the 15.209 limit in the table below has to be followed.

LIMITS OF RADIATED EMISSIONS MEASUREMENT (9 kHz to 1000 MHz)

Frequency (MHz)	Field Strength (microvolts/meter)	Measurement Distance (meters)
0.009~0.490	2400/F(KHz)	300
0.490~1.705	24000/F(KHz)	30
1.705~30.0	30	30
30~88	100	3
88~216	150	3
216~960	200	3
960~1000	500	3

LIMITS OF UNWANTED EMISSION OUT OF THE RESTRICTED BANDS

Frequency (MHz)	EIRP Limit (dBm)	Equivalent Field Strength at 3m (dBμV/m)
5150-5250	-27	68.3
5250-5350	-27	68.3
5470-5725	-27	68.3
5725-5850	-27 (NOTE 2)	68.3
	10 (NOTE 2)	105.3
	15.6 (NOTE 2)	110.9
	27 (NOTE 2)	122.3

NOTE:

(1) The following formula is used to convert the equipment isotropic radiated power (eirp) to field strength:

$$E = \frac{1000000\sqrt{30P}}{3}$$ μV/m, where P is the eirp (Watts)

(2) According to FCC 16-24,All emissions shall be limited to a level of -27 dBm/MHz at 75 MHz or more above or below the band edge increasing linearly to 10 dBm/MHz at 25 MHz above or below the band edge, and from 25 MHz above or below the band edge increasing linearly to a level of 15.6 dBm/MHz at 5 MHz above or below the band edge, and from 5 MHz above or below the band edge increasing linearly to a level of 27 dBm/MHz at the band edge.

(3) The test result calculated as following:
Measurement Value = Reading Level + Correct Factor
Correct Factor = Antenna Factor + Cable Loss - Amplifier Gain(if use)
Margin Level = Measurement Value - Limit Value
Calculation example:

Reading Level (dBμV)		Correct Factor (dB/m)		Measurement Value (dBμV/m)
36.23	+	-11.97	=	24.26

Measurement Value (dBμV/m)		Limit Value (dBμV/m)		Margin Level (dB)
24.26	-	40	=	-15.74

Spectrum Parameter	Setting
Attenuation	Auto
Start Frequency	1000 MHz
Stop Frequency	10th carrier harmonic
RBW / VBW (Emission in restricted band)	1MHz / 3MHz for Peak, 1MHz / 1/T for Average

Spectrum Parameter	Setting
Attenuation	Auto
Start ~ Stop Frequency	9KHz~90KHz for PK/AVG detector
Start ~ Stop Frequency	90KHz~110KHz for QP detector
Start ~ Stop Frequency	110KHz~490KHz for PK/AVG detector
Start ~ Stop Frequency	490KHz~30MHz for QP detector
Start ~ Stop Frequency	30MHz~1000MHz for QP detector

4.2 TEST PROCEDURE

a. The measuring distance of 3 m shall be used for measurements. The EUT was placed on the top of a rotating table 0.8 meter above the ground at a 3 meter semi-anechoic chamber. The table was rotated 360 degrees to determine the position of the highest radiation.(below 1GHz)
b. The measuring distance of 3 m shall be used for measurements. The EUT was placed on the top of a rotating table 1.5 meter above the ground at a 3 meter semi-anechoic chamber. The table was rotated 360 degrees to determine the position of the highest radiation.(above 1GHz)
c. The height of the equipment or of the substitution antenna shall be 0.8 m or 1.5 m, the height of the test antenna shall vary between 1 m to 4 m. Both horizontal and vertical polarizations of the antenna are set to make the measurement.
d. For each suspected emission, the EUT was arranged to its worst case and then the antenna was tuned to heights find the maximum reading (used Bore sight function).
e. The receiver system was set to peak and average detect function and specified bandwidth with maximum hold mode when the test frequency is above 1GHz.
f. The initial step in collecting radiated emission data is a receiver peak detector mode pre-scanning the measurement frequency range. Significant peaks are then marked and then Quasi Peak detector mode re-measured.
g. All readings are Peak unless otherwise stated QP in column of Note. Peak denotes that the Peak reading compliance with the QP Limits and then QP Mode measurement didn‘t perform. (below 1GHz)
h. All readings are Peak Mode value unless otherwise stated AVG in column of Note. If the Peak Mode Measured value compliance with the Peak Limits and lower than AVG Limits, the EUT shall be deemed to meet both Peak & AVG Limits and then only Peak Mode was measured, but AVG Mode didn‘t perform. (above 1GHz)
i. For the actual test configuration, please refer to the related Item – EUT TEST PHOTO.

4.3 DEVIATION FROM TEST STANDARD

No deviation.

4.4 TEST SETUP

9 kHz to 30 MHz

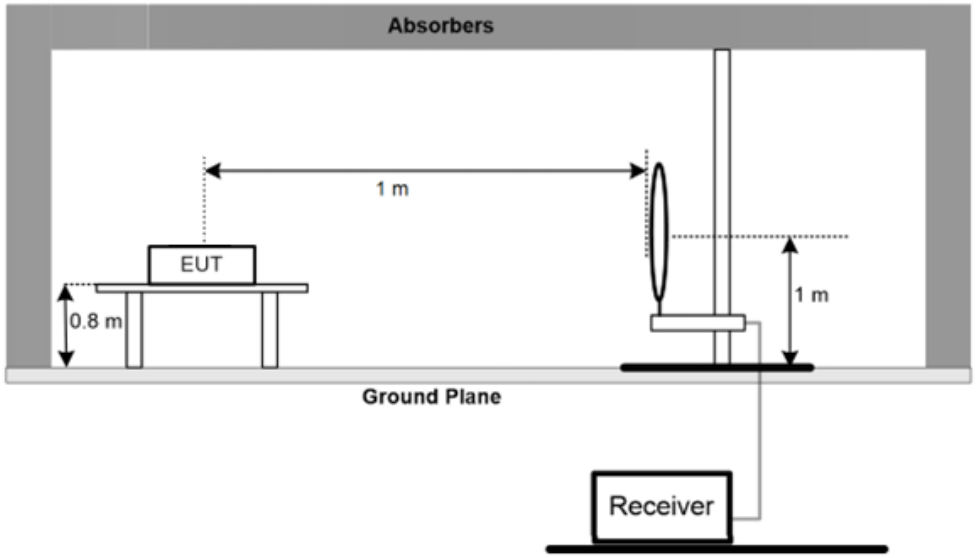

30 MHz to 1 GHz

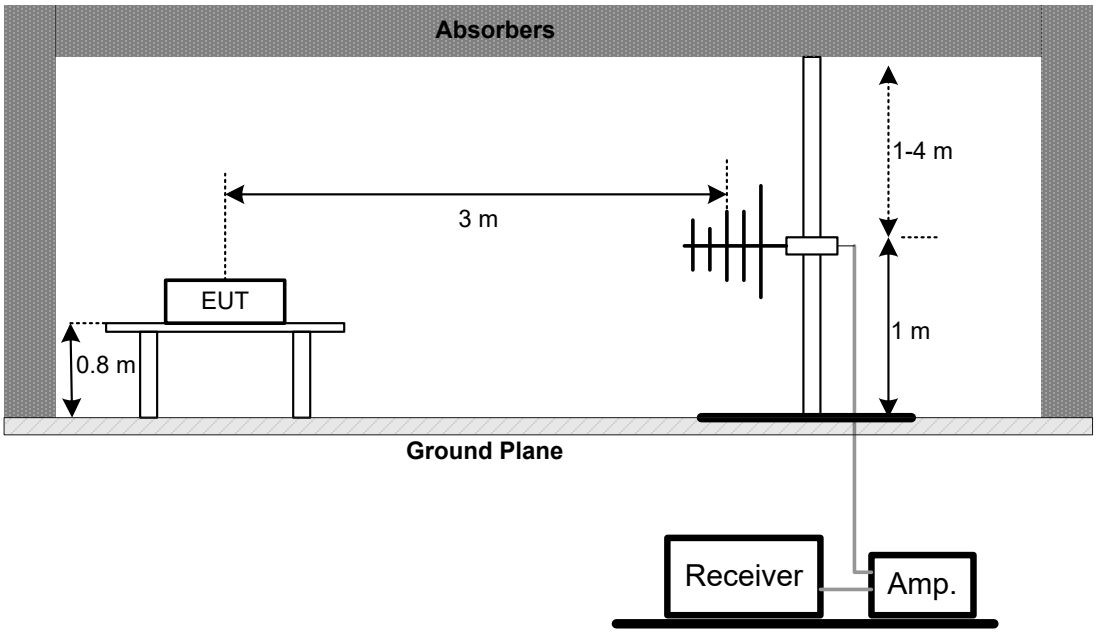

Above 1 GHz

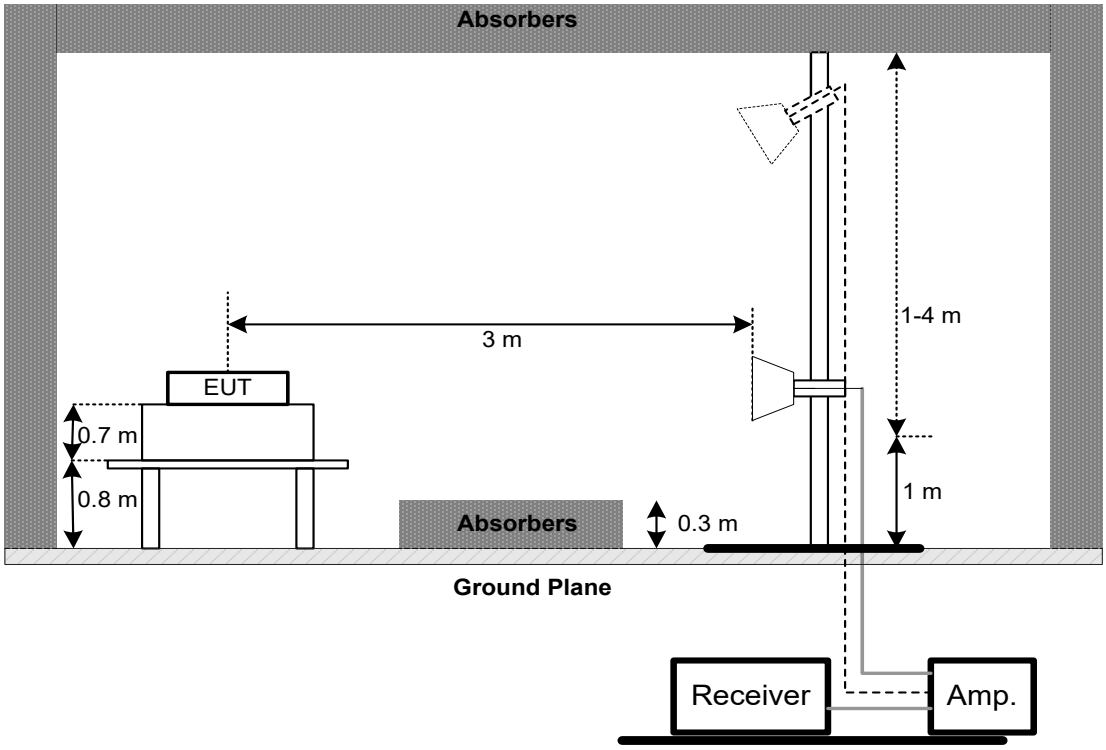

4.5 EUT OPERATING CONDITIONS

The EUT was programmed to be in continuously transmitting mode.

4.6 TEST RESULT – BELOW 30 MHZ

There were no emissions found below 30 MHz within 20 dB of the limit.

4.7 TEST RESULT – 30 MHZ TO 1 GHZ

Please refer to the APPENDIX B.

4.8 TEST RESULT – ABOVE 1 GHZ

Please refer to the APPENDIX C.

NOTE:

(1) No limit: This is fundamental signal, the judgment is not applicable.
For fundamental signal judgment was referred to Peak output test.

5 BANDWIDTH TEST

5.1 LIMIT

Section	Test Item	Frequency Range (MHz)
15.407(a)	26 dB Bandwidth	5150-5250
		5250-5350
		5470-5725
	Minimum 500 kHz 6 dB Bandwidth	5725-5850

5.2 TEST PROCEDURE

a. The EUT was directly connected to the spectrum analyzer and antenna output port as show in the block diagram below.
b. Spectrum Setting:

Spectrum Parameter	Setting
Span Frequency	> 26 dB Bandwidth
RBW	Approximately1% of the emission bandwidth
VBW	> RBW

5.3 DEVIATION FROM TEST STANDARD

No deviation.

5.4 TEST SETUP



5.5 EUT OPERATING CONDITIONS

The EUT was programmed to be in continuously transmitting mode.

5.6 TEST RESULT

Please refer to the APPENDIX D.

6 MAXIMUM OUTPUT POWER TEST

6.1 LIMIT

Section	Test Item	Limit	Frequency Range (MHz)
15.407(a)	Maximum Output Power	AP device: 1 Watt (30 dBm) Client device: 250 mW (23.98 dBm)	5150-5250
		250 mW (23.98 dBm)	5250-5350
		250 mW (23.98 dBm)	5470-5725
		1 Watt (30dBm)	5725-5850
Note: The maximum e.i.r.p at any elevation angle above 30 degrees as measured from the horizon must not exceed 125 mW(21 dBm).			

6.2 TEST PROCEDURE

a. The EUT was directly connected to the Peak Power Analyzer and antenna output port as show in the block diagram below.

b. The maximum peak conducted output power was performed in accordance with method of clause E. 3. a) FCC KDB 789033 D02 General UNII Test Procedures New Rules v02r01.
a)Method PM (Measurement using an RF average power meter):
(i) Measurements may be performed using a wideband RF power meter with a thermocouple detector or equivalent if all of the following conditions are satisfied
The EUT is configured to transmit continuously or to transmit with a constant duty cycle.
At all times when the EUT is transmitting, it must be transmitting at its maximum power control level.
The integration period of the power meter exceeds the repetition period of the transmitted signal by at least a factor of five.
(ii) If the transmitter does not transmit continuously, measure the duty cycle, x, of the transmitter output signal as described in II.B.
(iii) Measure the average power of the transmitter. This measurement is an average over both the on and off periods of the transmitter.
(iv) Adjust the measurement in dBm by adding 10 log (1/x) where x is the duty cycle (e.g., 10 log (1/0.25) if the duty cycle is 25%).

6.3 DEVIATION FROM TEST STANDARD

No deviation.

6.4 TEST SETUP

6.5 EUT OPERATING CONDITIONS

The EUT was programmed to be in continuously transmitting mode.

6.6 TEST RESULT

Please refer to the APPENDIX E.

7 POWER SPECTRAL DENSITY

7.1 LIMIT

Section	Test Item	Limit	Frequency Range (MHz)
15.407(a)	Maximum Output Power	AP device: 17 dBm/MHz Client device: 11 dBm/MHz	5150-5250
		11 dBm/MHz	5250-5350
		11 dBm/MHz	5470-5725
		30 dBm/500 kHz	5725-5850
Note: The maximum e.i.r.p at any elevation angle above 30 degrees as measured from the horizon must not exceed 125 mW(21 dBm).			

7.2 TEST PROCEDURE

a. The EUT was directly connected to the spectrum analyzer and antenna output port as show in the block diagram below.
b. Spectrum Setting:

Spectrum Parameter	Setting
Attenuation	Auto
Span Frequency	Encompass the entire emissions bandwidth (EBW) of the signal
RBW	= 1 MHz
VBW	≥ 3 MHz
Detector	RMS
Trace	Max Hold
Sweep Time	Auto

7.3 DEVIATION FROM TEST STANDARD

No deviation.

7.4 TEST SETUP



7.5 EUT OPERATING CONDITIONS

The EUT was programmed to be in continuously transmitting mode.

7.6 TEST RESULT

Please refer to the APPENDIX G.

8 LIST OF MEASURING EQUIPMENTS

AC Power Line Conducted Emissions						
Item	Kind of Equipment	Manufacturer	Type No.	Serial No.	Calibrated Date	Calibrated Until
1	Two-Line V-Network	R&S	ENV216	101051	2024/6/26	2025/6/25
2	Test Cable	EMCI	EMCRG58-BM-BM-9000	210501	2023/12/11	2024/12/10
3	EMC Receiver	Keysight	N9038A	MY54130009	2024/6/27	2025/6/26
4	Measurement Software	Farad	EZ_EMC (Ver. NB-03A1-01)	N/A	N/A	N/A

Radiated Emissions						
Item	Kind of Equipment	Manufacturer	Type No.	Serial No.	Calibrated Date	Calibrated Until
1	Pre-Amplifier	EMCI	EMC118A45SE	980819	2024/3/6	2025/3/5
2	Test Cable	EMCI	EMC104-SM-1000	180809	2024/3/8	2025/3/8
3	Test Cable	EMCI	EMC104-SM-SM-3000	220322	2024/3/8	2025/3/8
4	Test Cable	EMCI	EMC104-SM-SM-7000	220324	2024/3/8	2025/3/8
5	Horn Ant	Schwarzbeck	BBHA 9170D	1136	2024/5/17	2025/5/17
6	Pre-Amplifier	EMCI	EMC184045SE	980907	2023/9/21	2024/9/20
7	Test Cable	EMCI	EMC101G-KM-KM-3000	220329	2024/3/13	2025/3/13
8	Test Cable	EMCI	EMC102-KM-KM-1000	220327	2024/3/13	2025/3/13
9	EXA Spectrum Analyzer	keysight	N9020B	MY57120120	2024/2/23	2025/2/22
10	Log-bicon Antenna	Schwarzbeck	VULB9168	1369	2024/6/14	2025/6/13
11	EXA Spectrum Analyzer	keysight	N9020B	MY57120120	2024/2/23	2025/2/22
12	Pre-Amplifier	EMCI	EMC330N	980850	2023/9/6	2024/9/5
13	Test Cable	EMCI	EMC104-SM-1000	180809	2024/3/8	2025/3/8
14	Test Cable	EMCI	EMC104-SM-SM-3000	220322	2024/3/8	2025/3/8
15	Test Cable	EMCI	EMC104-SM-SM-7000	220324	2024/3/8	2025/3/8
16	Measurement Software	Farad	EZ_EMC (Ver. NB-03A1-01)	N/A	N/A	N/A

Bandwidth						
Item	Kind of Equipment	Manufacturer	Type No.	Serial No.	Calibrated Date	Calibrated Until
1	Spectrum Analyzer	R&S	FSP 30	100854	2024/6/27	2025/6/26
2	10dbAttenuator	INMET	AHC-10dB	1	N/A	N/A
3	BTL-Conducted Test	N/A	1247788684	N/A	N/A	N/A

Maximum Output Power						
Item	Kind of Equipment	Manufacturer	Type No.	Serial No.	Calibrated Date	Calibrated Until
1	Spectrum Analyzer	R&S	FSP 30	100854	2024/6/27	2025/6/26
2	10dbAttenuator	INMET	AHC-10dB	1	N/A	N/A
3	BTL-Conducted Test	N/A	1247788684	N/A	N/A	N/A

Power Spectral Density						
Item	Kind of Equipment	Manufacturer	Type No.	Serial No.	Calibrated Date	Calibrated Until
1	Spectrum Analyzer	R&S	FSP 30	100854	2024/6/27	2025/6/26
2	10dbAttenuator	INMET	AHC-10dB	1	N/A	N/A
3	BTL-Conducted Test	N/A	1247788684	N/A	N/A	N/A

Remark: “N/A” denotes no model name, no serial no. or no calibration specified.
All calibration period of equipment list is one year.

9 EUT TEST PHOTO

Please refer to document Appendix No.: TP-2407E003-1 (APPENDIX-TEST PHOTOS).

10 EUT PHOTOS

Please refer to document Appendix No.: EP-2407E003-1 (APPENDIX-EUT PHOTOS).

APPENDIX A AC POWER LINE CONDUCTED EMISSIONS

Test Mode	Normal	Tested Date	2024/8/14
Test Frequency	-	Phase	Line

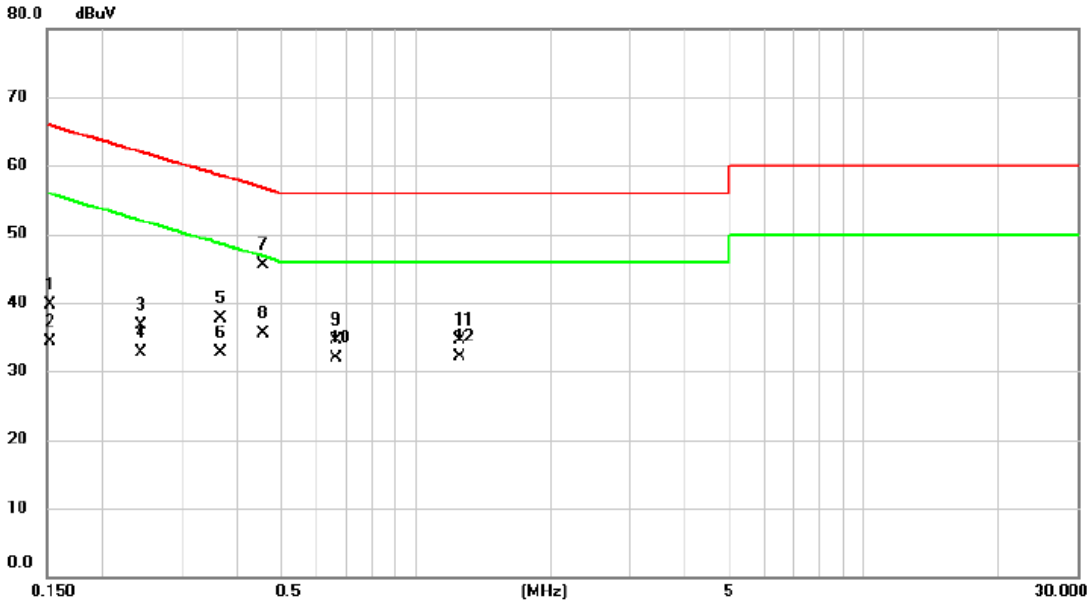

No.	Mk.	Freq.	Reading Level	Correct Factor	Measure-ment	Limit	Margin		
		MHz	dBuV	dB	dBuV	dBuV	dB	Detector	Comment
1		0.1524	30.15	9.65	39.80	65.87	-26.07	QP	
2		0.1524	24.67	9.65	34.32	55.87	-21.55	AVG	
3		0.2431	27.15	9.64	36.79	61.99	-25.20	QP	
4		0.2431	23.15	9.64	32.79	51.99	-19.20	AVG	
5		0.3673	28.09	9.65	37.74	58.56	-20.82	QP	
6		0.3673	23.09	9.65	32.74	48.56	-15.82	AVG	
7		0.4550	35.77	9.66	45.43	56.78	-11.35	QP	
8	*	0.4550	25.93	9.66	35.59	46.78	-11.19	AVG	
9		0.6620	24.79	9.67	34.46	56.00	-21.54	QP	
10		0.6620	22.17	9.67	31.84	46.00	-14.16	AVG	
11		1.2560	24.79	9.72	34.51	56.00	-21.49	QP	
12		1.2560	22.29	9.72	32.01	46.00	-13.99	AVG	

REMARKS:
(1) Measurement Value = Reading Level + Correct Factor.
(2) Margin Level = Measurement Value - Limit Value.

Test Mode	Normal	Tested Date	2024/8/14
Test Frequency	-	Phase	Neutral

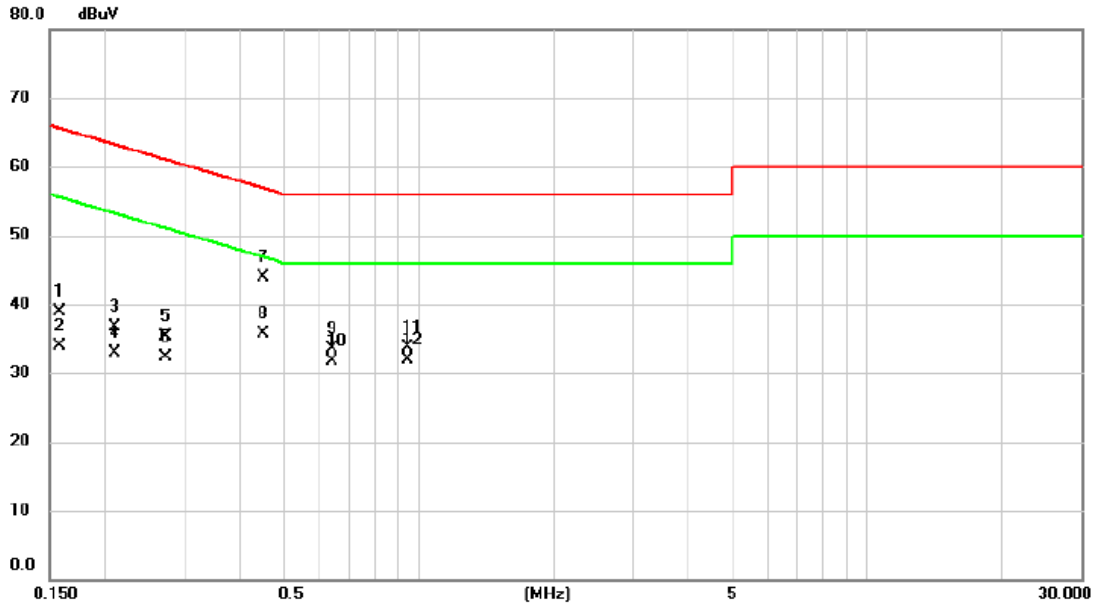

No.	Mk.	Freq.	Reading Level	Correct Factor	Measure-ment	Limit	Margin		
		MHz	dBuV	dB	dBuV	dBuV	dB	Detector	Comment
1		0.1577	29.31	9.63	38.94	65.58	-26.64	QP	
2		0.1577	24.34	9.63	33.97	55.58	-21.61	AVG	
3		0.2098	26.98	9.63	36.61	63.21	-26.60	QP	
4		0.2098	23.27	9.63	32.90	53.21	-20.31	AVG	
5		0.2732	25.70	9.63	35.33	61.02	-25.69	QP	
6		0.2732	22.67	9.63	32.30	51.02	-18.72	AVG	
7		0.4490	34.20	9.64	43.84	56.89	-13.05	QP	
8	*	0.4490	26.06	9.64	35.70	46.89	-11.19	AVG	
9		0.6394	23.84	9.65	33.49	56.00	-22.51	QP	
10		0.6394	22.08	9.65	31.73	46.00	-14.27	AVG	
11		0.9455	23.92	9.69	33.61	56.00	-22.39	QP	
12		0.9455	22.17	9.69	31.86	46.00	-14.14	AVG	

REMARKS:
(1) Measurement Value = Reading Level + Correct Factor.
(2) Margin Level = Measurement Value - Limit Value.

APPENDIX B RADIATED EMISSIONS - 30 MHZ TO 1 GHZ

Test Mode	IEEE 802.11ac (VHT80)	Test Date	2024/8/23
Test Frequency	5775MHz	Polarization	Vertical

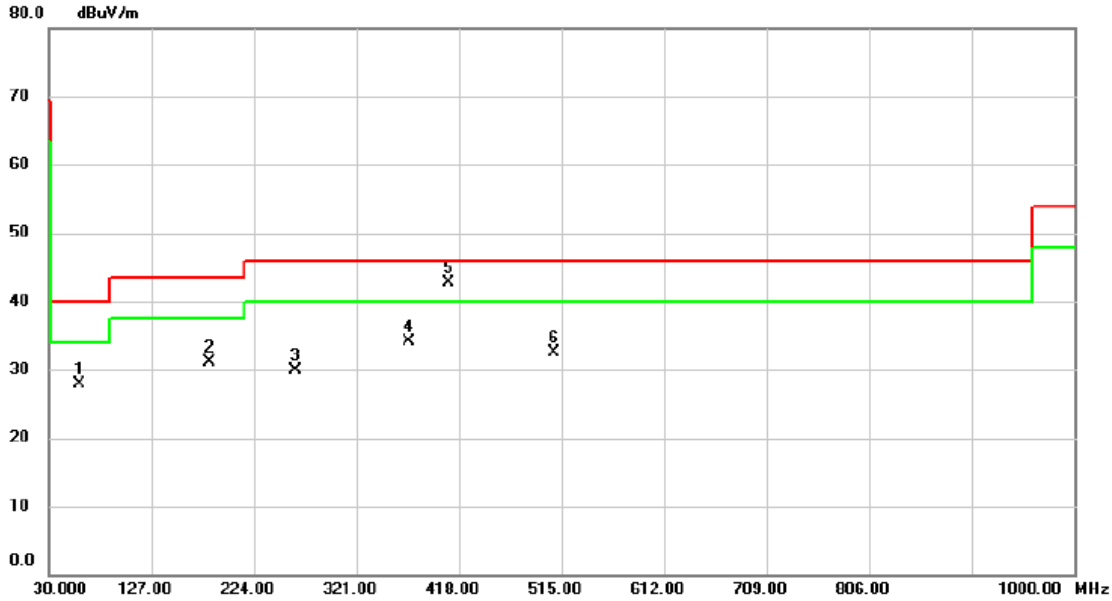

No.	Mk.	Freq.	Reading Level	Correct Factor	Measure-ment	Limit	Over		
		MHz	dBuV	dB	dBuV/m	dBuV/m	dB	Detector	Comment
1		58.8413	40.19	-12.21	27.98	40.00	-12.02	peak	
2		182.1606	44.82	-13.79	31.03	43.50	-12.47	peak	
3		264.0610	42.70	-12.83	29.87	46.00	-16.13	peak	
4		371.2783	43.97	-9.80	34.17	46.00	-11.83	peak	
5	*	408.3646	51.43	-8.72	42.71	46.00	-3.29	peak	
6		508.3070	38.99	-6.52	32.47	46.00	-13.53	peak	

REMARKS:
(1) Measurement Value = Reading Level + Correct Factor.
(2) Margin Level = Measurement Value - Limit Value.

Test Mode	IEEE 802.11ac (VHT80)	Test Date	2024/8/23
Test Frequency	5775MHz	Polarization	Horizontal

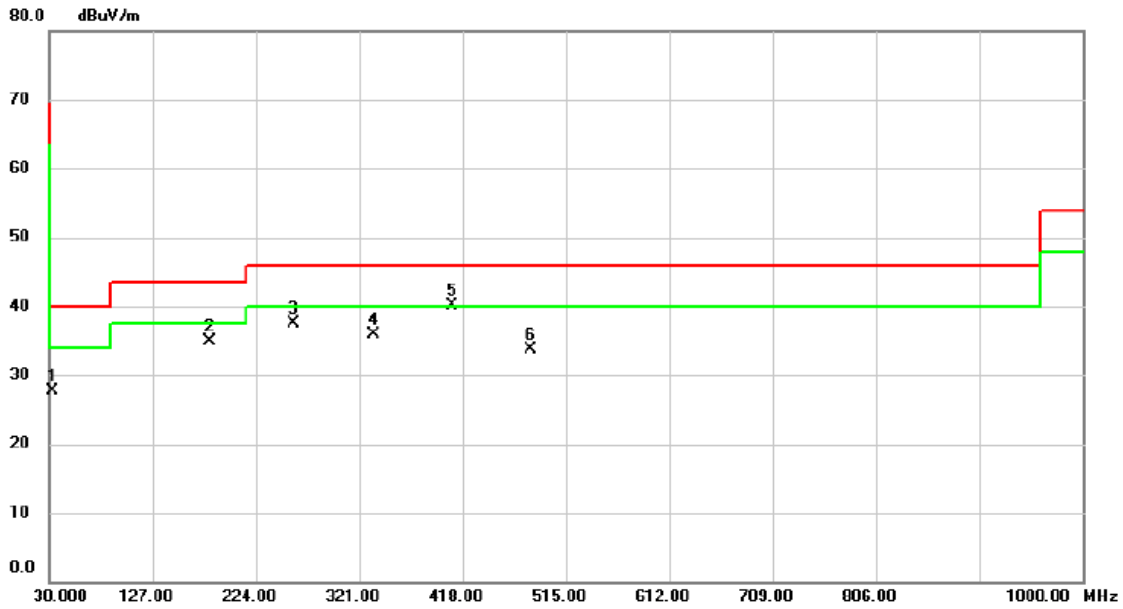

No.	Mk.	Freq.	Reading Level	Correct Factor	Measure-ment	Limit	Over		
		MHz	dBuV	dB	dBuV/m	dBuV/m	dB	Detector	Comment
1		32.9100	40.83	-13.11	27.72	40.00	-12.28	peak	
2		180.9643	48.48	-13.65	34.83	43.50	-8.67	peak	
3		259.8900	50.62	-13.04	37.58	46.00	-8.42	peak	
4		334.1273	46.66	-10.76	35.90	46.00	-10.10	peak	
5	*	408.3970	48.91	-8.71	40.20	46.00	-5.80	peak	
6		482.6343	40.58	-6.92	33.66	46.00	-12.34	peak	

REMARKS:
(1) Measurement Value = Reading Level + Correct Factor.
(2) Margin Level = Measurement Value - Limit Value.

APPENDIX C RADIATED EMISSIONS - ABOVE 1 GHZ

Test Mode	IEEE 802.11a	Test Date	2024/8/19
Test Frequency	5180MHz	Polarization	Vertical

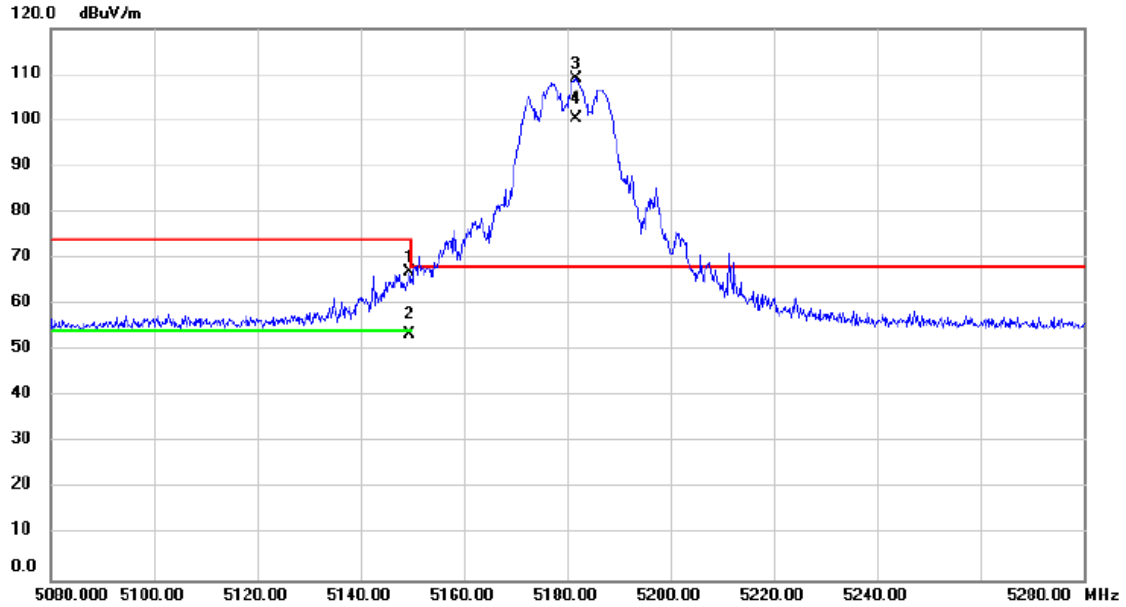

No.	Mk.	Freq.	Reading Level	Correct Factor	Measure-ment	Limit	Over		
		MHz	dBuV	dB	dBuV/m	dBuV/m	dB	Detector	Comment
1		5149.400	66.02	0.88	66.90	74.00	-7.10	peak	
2		5149.400	52.59	0.88	53.47	54.00	-0.53	AVG	
3	*	5181.600	108.22	0.89	109.11	68.20	40.91	peak	No Limit
4	X	5181.600	99.40	0.89	100.29	68.20	32.09	AVG	No Limit

REMARKS:
(1) Measurement Value = Reading Level + Correct Factor.
(2) Margin Level = Measurement Value - Limit Value.

Test Mode	IEEE 802.11a	Test Date	2024/8/19
Test Frequency	5240MHz	Polarization	Vertical

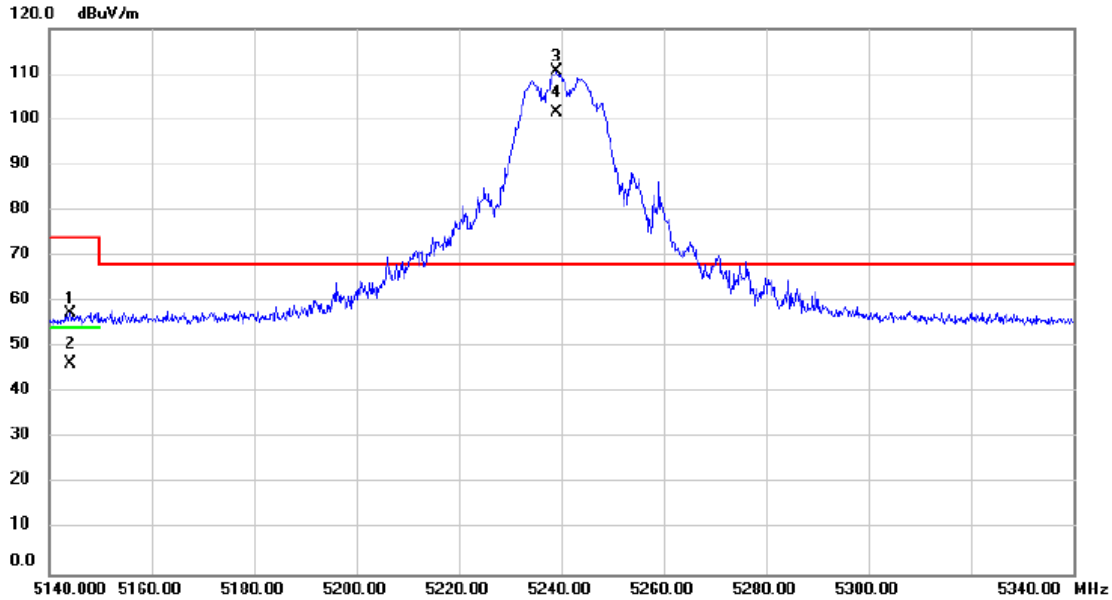

No.	Mk.	Freq.	Reading Level	Correct Factor	Measure-ment	Limit	Over		
		MHz	dBuV	dB	dBuV/m	dBuV/m	dB	Detector	Comment
1		5144.200	56.72	0.88	57.60	74.00	-16.40	peak	
2		5144.200	45.37	0.88	46.25	54.00	-7.75	AVG	
3	*	5239.200	109.49	0.91	110.40	68.20	42.20	peak	No Limit
4	X	5239.200	100.71	0.91	101.62	68.20	33.42	AVG	No Limit

REMARKS:
(1) Measurement Value = Reading Level + Correct Factor.
(2) Margin Level = Measurement Value - Limit Value.

Test Mode	IEEE 802.11a	Test Date	2024/8/19
Test Frequency	5260MHz	Polarization	Vertical

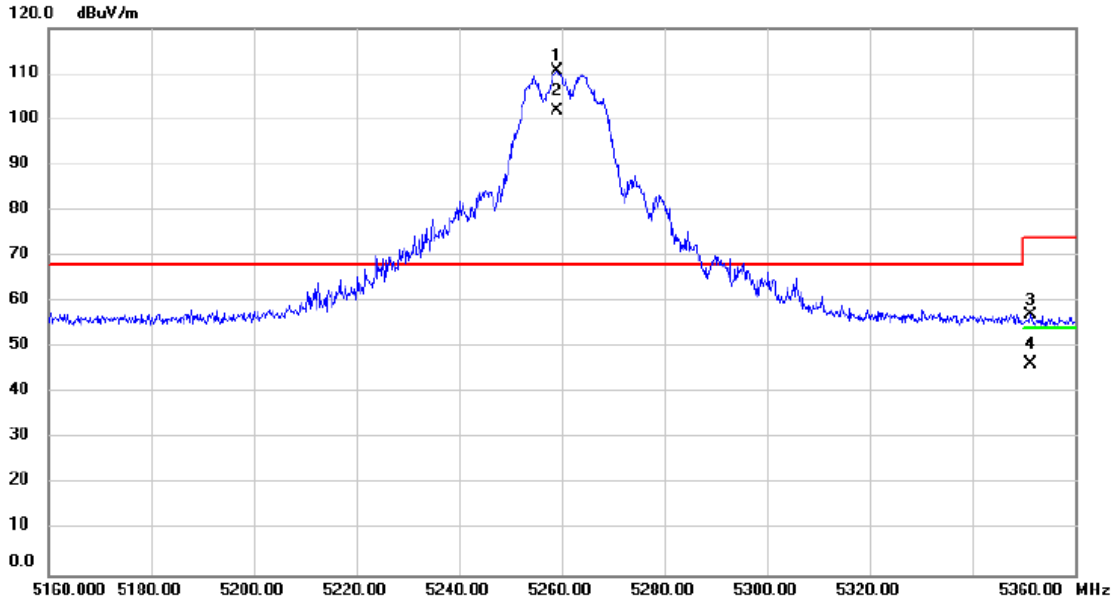

No.	Mk.	Freq.	Reading Level	Correct Factor	Measure-ment	Limit	Over		
		MHz	dBuV	dB	dBuV/m	dBuV/m	dB	Detector	Comment
1	*	5259.000	109.61	0.92	110.53	68.20	42.33	peak	No Limit
2	X	5259.000	100.79	0.92	101.71	68.20	33.51	AVG	No Limit
3		5351.400	56.24	0.95	57.19	74.00	-16.81	peak	
4		5351.400	45.30	0.95	46.25	54.00	-7.75	AVG	

REMARKS:
(1) Measurement Value = Reading Level + Correct Factor.
(2) Margin Level = Measurement Value - Limit Value.

Test Mode	IEEE 802.11a	Test Date	2024/8/19
Test Frequency	5320MHz	Polarization	Vertical

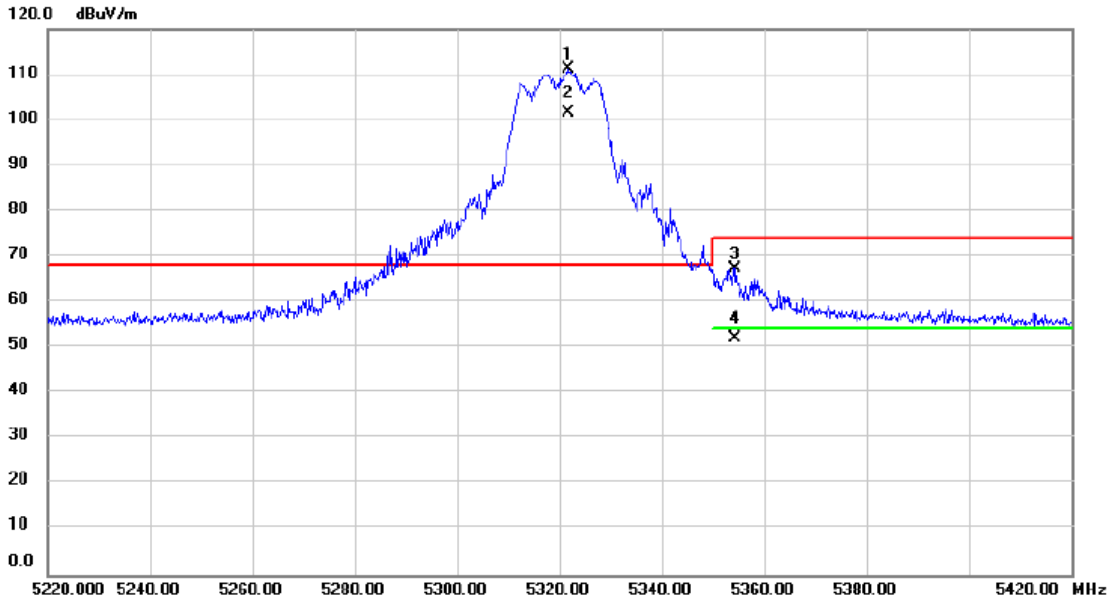

No.	Mk.	Freq.	Reading Level	Correct Factor	Measure-ment	Limit	Over		
		MHz	dBuV	dB	dBuV/m	dBuV/m	dB	Detector	Comment
1	*	5321.600	110.12	0.94	111.06	68.20	42.86	peak	No Limit
2	X	5321.600	100.59	0.94	101.53	68.20	33.33	AVG	No Limit
3		5354.400	66.39	0.95	67.34	74.00	-6.66	peak	
4		5354.400	50.98	0.95	51.93	54.00	-2.07	AVG	

REMARKS:
(1) Measurement Value = Reading Level + Correct Factor.
(2) Margin Level = Measurement Value - Limit Value.

Test Mode	IEEE 802.11a	Test Date	2024/8/19
Test Frequency	5500MHz	Polarization	Vertical

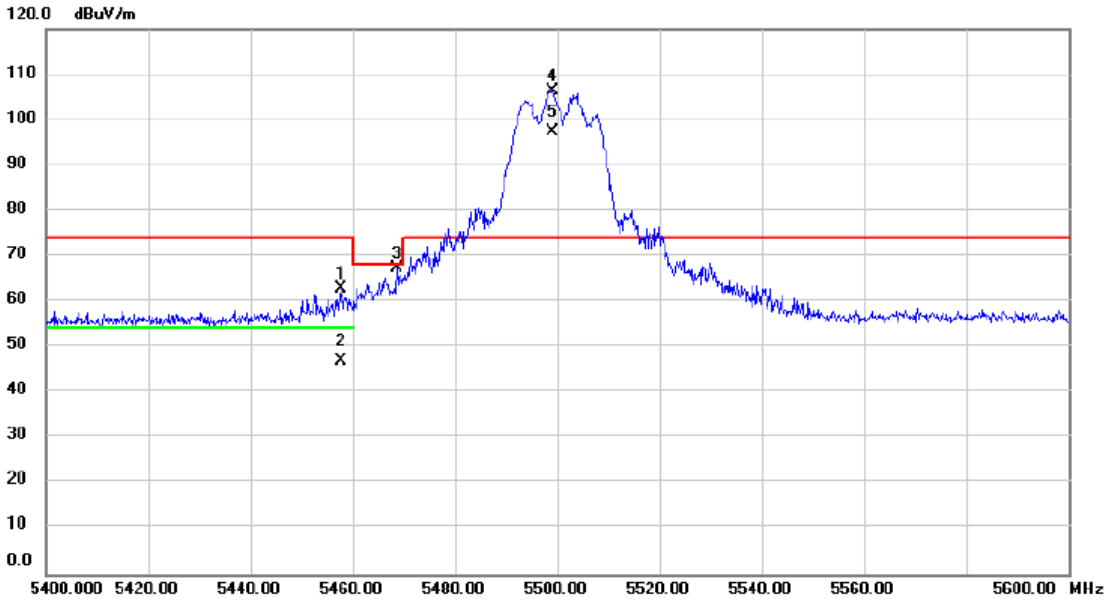

No.	Mk.	Freq.	Reading Level	Correct Factor	Measure-ment	Limit	Over		
		MHz	dBuV	dB	dBuV/m	dBuV/m	dB	Detector	Comment
1		5457.800	61.77	0.97	62.74	74.00	-11.26	peak	
2		5457.800	46.04	0.97	47.01	54.00	-6.99	AVG	
3		5468.600	66.52	0.98	67.50	68.20	-0.70	peak	
4	*	5499.200	105.46	0.99	106.45	74.00	32.45	peak	No Limit
5	X	5499.200	96.23	0.99	97.22	74.00	23.22	AVG	No Limit

REMARKS:
(1) Measurement Value = Reading Level + Correct Factor.
(2) Margin Level = Measurement Value - Limit Value.

Test Mode	IEEE 802.11a	Test Date	2024/8/19
Test Frequency	5700MHz	Polarization	Vertical

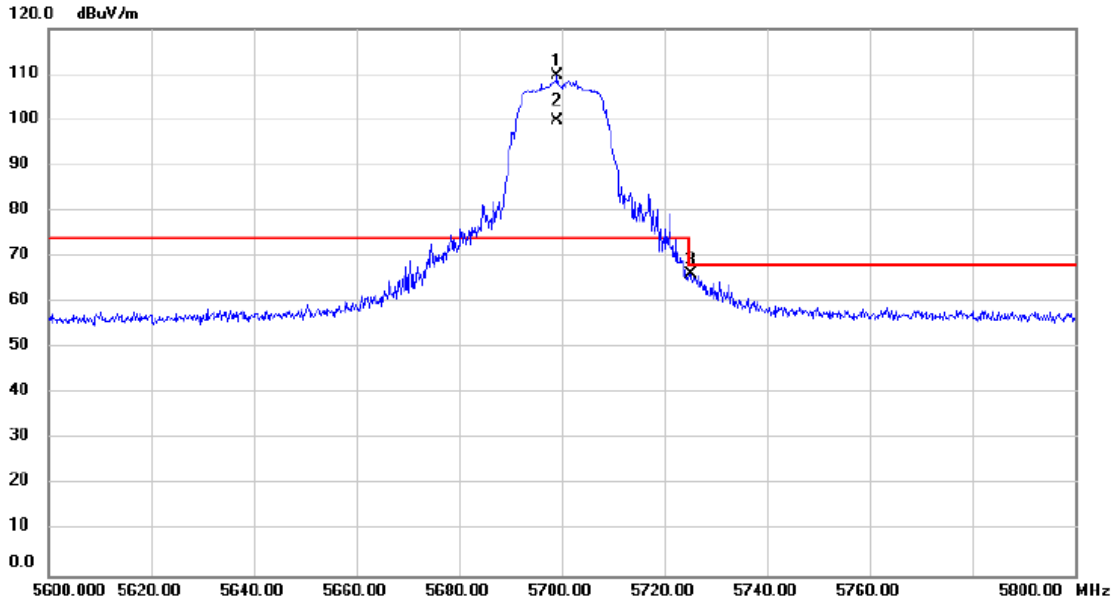

No.	Mk.	Freq.	Reading Level	Correct Factor	Measure-ment	Limit	Over		
		MHz	dBuV	dB	dBuV/m	dBuV/m	dB	Detector	Comment
1	*	5699.200	107.95	1.72	109.67	74.00	35.67	peak	No Limit
2	X	5699.200	98.17	1.72	99.89	74.00	25.89	AVG	No Limit
3		5725.200	64.44	1.81	66.25	68.20	-1.95	peak	

REMARKS:
(1) Measurement Value = Reading Level + Correct Factor.
(2) Margin Level = Measurement Value - Limit Value.

Test Mode	IEEE 802.11a	Test Date	2024/8/19
Test Frequency	5745MHz	Polarization	Vertical

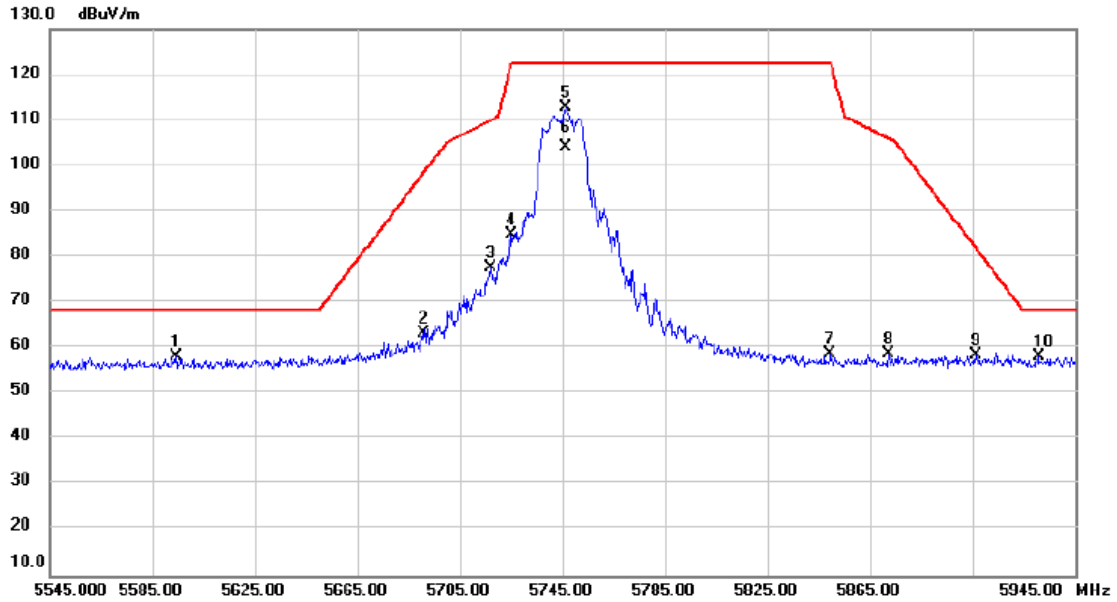

No.	Mk.	Freq.	Reading Level	Correct Factor	Measure-ment	Limit	Over		
		MHz	dBuV	dB	dBuV/m	dBuV/m	dB	Detector	Comment
1		5594.200	56.90	1.34	58.24	68.20	-9.96	peak	
2		5690.600	61.68	1.69	63.37	98.27	-34.90	peak	
3		5717.000	75.82	1.79	77.61	109.96	-32.35	peak	
4		5725.000	82.91	1.80	84.71	122.20	-37.49	peak	
5	*	5746.200	110.73	1.89	112.62	122.20	-9.58	peak	No Limit
6		5746.200	102.09	1.89	103.98	122.20	-18.22	AVG	No Limit
7		5849.400	56.48	2.26	58.74	122.20	-63.46	peak	
8		5872.200	56.51	2.35	58.86	105.98	-47.12	peak	
9		5906.200	55.93	2.46	58.39	82.08	-23.69	peak	
10		5930.600	55.46	2.56	58.02	68.20	-10.18	peak	

REMARKS:
(1) Measurement Value = Reading Level + Correct Factor.
(2) Margin Level = Measurement Value - Limit Value.

Test Mode	IEEE 802.11a	Test Date	2024/8/20
Test Frequency	5825MHz	Polarization	Vertical

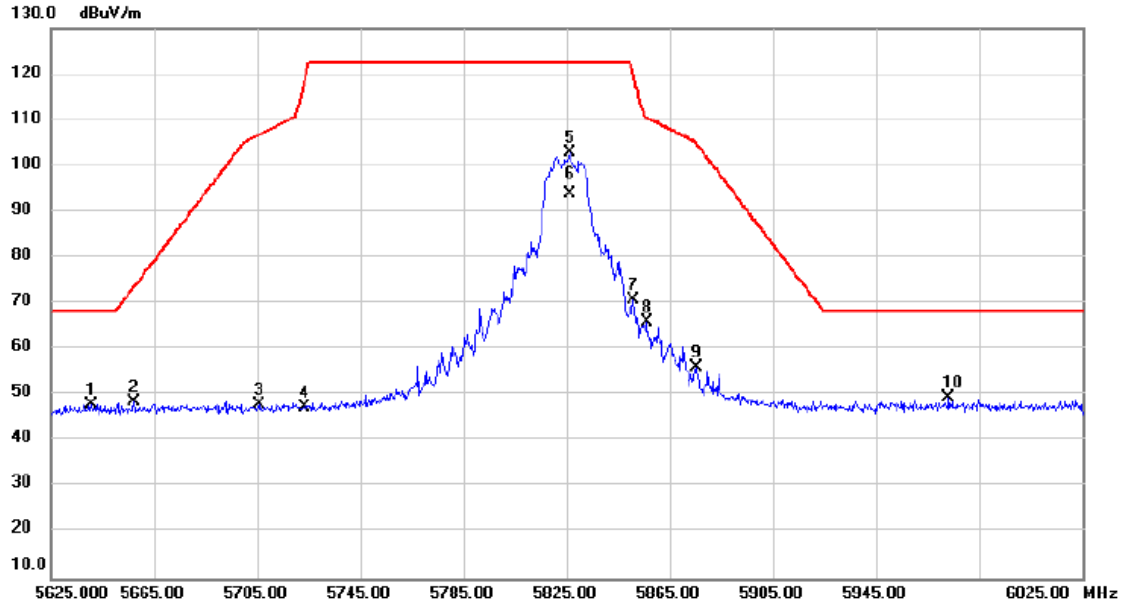

No.	Mk.	Freq.	Reading Level	Correct Factor	Measure-ment	Limit	Over		
		MHz	dBuV	dB	dBuV/m	dBuV/m	dB	Detector	Comment
1		5640.720	46.42	1.51	47.93	68.20	-20.27	peak	
2		5657.387	46.90	1.56	48.46	73.69	-25.23	peak	
3		5705.547	46.30	1.73	48.03	106.76	-58.73	peak	
4		5723.307	45.70	1.80	47.50	118.34	-70.84	peak	
5		5826.493	100.79	2.18	102.97	122.20	-19.23	peak	No Limit
6		5826.493	91.64	2.18	93.82	122.20	-28.38	AVG	No Limit
7		5850.907	68.35	2.26	70.61	120.13	-49.52	peak	
8		5856.147	63.55	2.28	65.83	110.48	-44.65	peak	
9		5875.467	53.64	2.36	56.00	104.85	-48.85	peak	
10	*	5973.147	46.61	2.71	49.32	68.20	-18.88	peak	

REMARKS:
(1) Measurement Value = Reading Level + Correct Factor.
(2) Margin Level = Measurement Value - Limit Value.

Test Mode	IEEE 802.11n (HT20)	Test Date	2024/8/20
Test Frequency	5180MHz	Polarization	Vertical

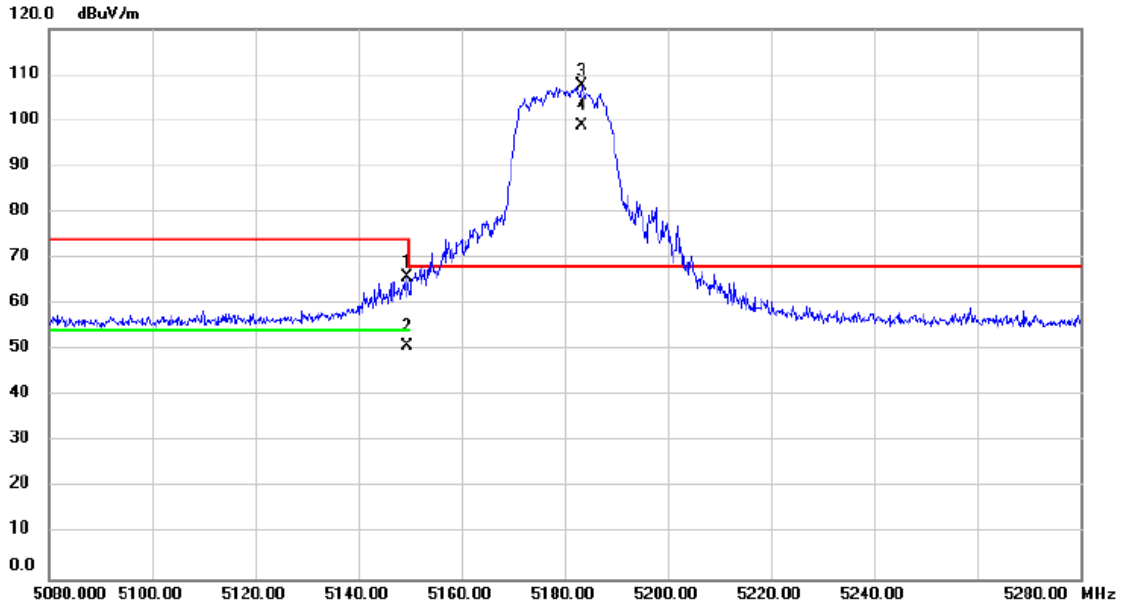

No.	Mk.	Freq.	Reading Level	Correct Factor	Measure-ment	Limit	Over		
		MHz	dBuV	dB	dBuV/m	dBuV/m	dB	Detector	Comment
1		5149.400	65.04	0.88	65.92	74.00	-8.08	peak	
2		5149.400	49.89	0.88	50.77	54.00	-3.23	AVG	
3	*	5183.400	106.64	0.89	107.53	68.20	39.33	peak	No Limit
4	X	5183.400	98.07	0.89	98.96	68.20	30.76	AVG	No Limit

REMARKS:
(1) Measurement Value = Reading Level + Correct Factor.
(2) Margin Level = Measurement Value - Limit Value.

Test Mode	IEEE 802.11n (HT20)	Test Date	2024/8/20
Test Frequency	5240MHz	Polarization	Vertical

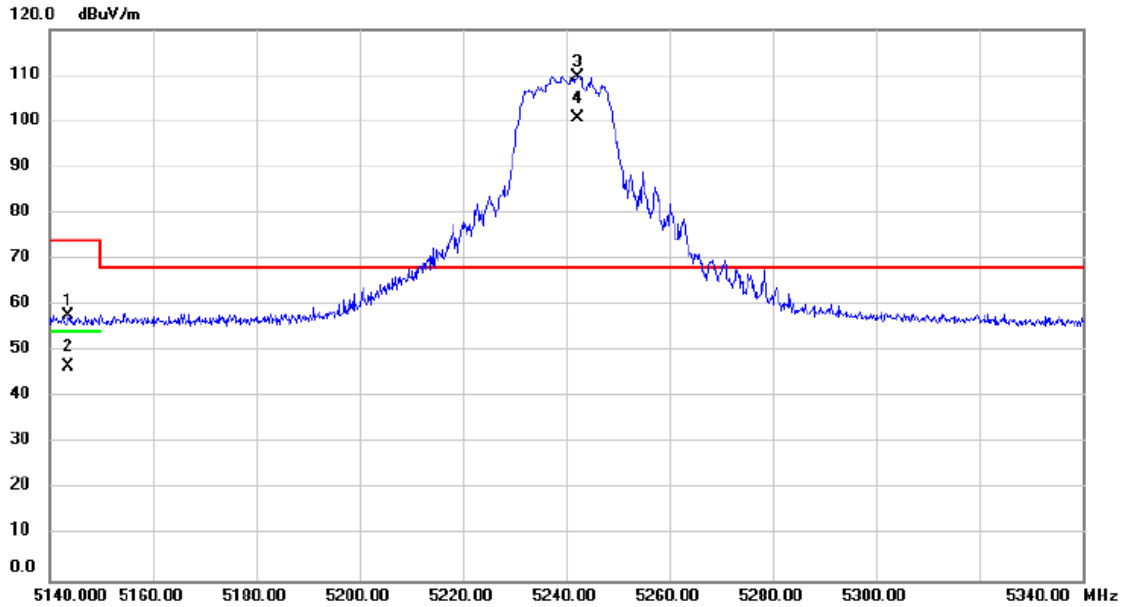

No.	Mk.	Freq.	Reading Level	Correct Factor	Measure-ment	Limit	Over		
		MHz	dBuV	dB	dBuV/m	dBuV/m	dB	Detector	Comment
1		5143.600	56.83	0.88	57.71	74.00	-16.29	peak	
2		5143.600	45.81	0.88	46.69	54.00	-7.31	AVG	
3	*	5242.400	108.73	0.91	109.64	68.20	41.44	peak	No Limit
4	X	5242.400	99.80	0.91	100.71	68.20	32.51	AVG	No Limit

REMARKS:
(1) Measurement Value = Reading Level + Correct Factor.
(2) Margin Level = Measurement Value - Limit Value.

Test Mode	IEEE 802.11n (HT20)	Test Date	2024/8/20
Test Frequency	5260MHz	Polarization	Vertical

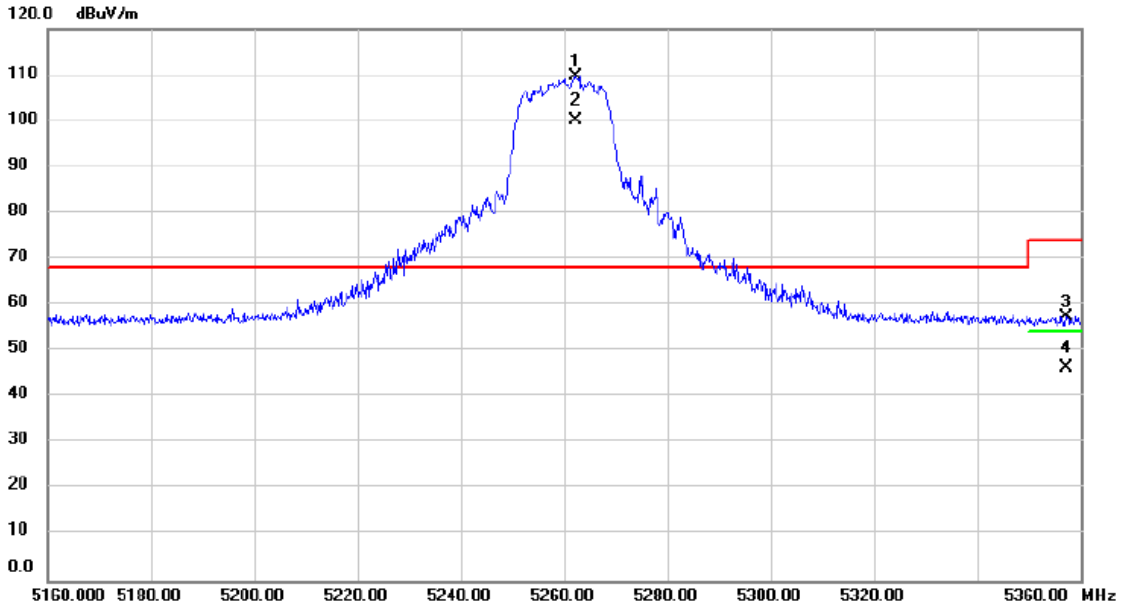

No.	Mk.	Freq.	Reading Level	Correct Factor	Measure-ment	Limit	Over		
		MHz	dBuV	dB	dBuV/m	dBuV/m	dB	Detector	Comment
1	*	5262.200	108.78	0.92	109.70	68.20	41.50	peak	No Limit
2	X	5262.200	99.27	0.92	100.19	68.20	31.99	AVG	No Limit
3		5357.200	56.60	0.95	57.55	74.00	-16.45	peak	
4		5357.200	45.54	0.95	46.49	54.00	-7.51	AVG	

REMARKS:
(1) Measurement Value = Reading Level + Correct Factor.
(2) Margin Level = Measurement Value - Limit Value.

Test Mode	IEEE 802.11n (HT20)	Test Date	2024/8/20
Test Frequency	5320MHz	Polarization	Vertical

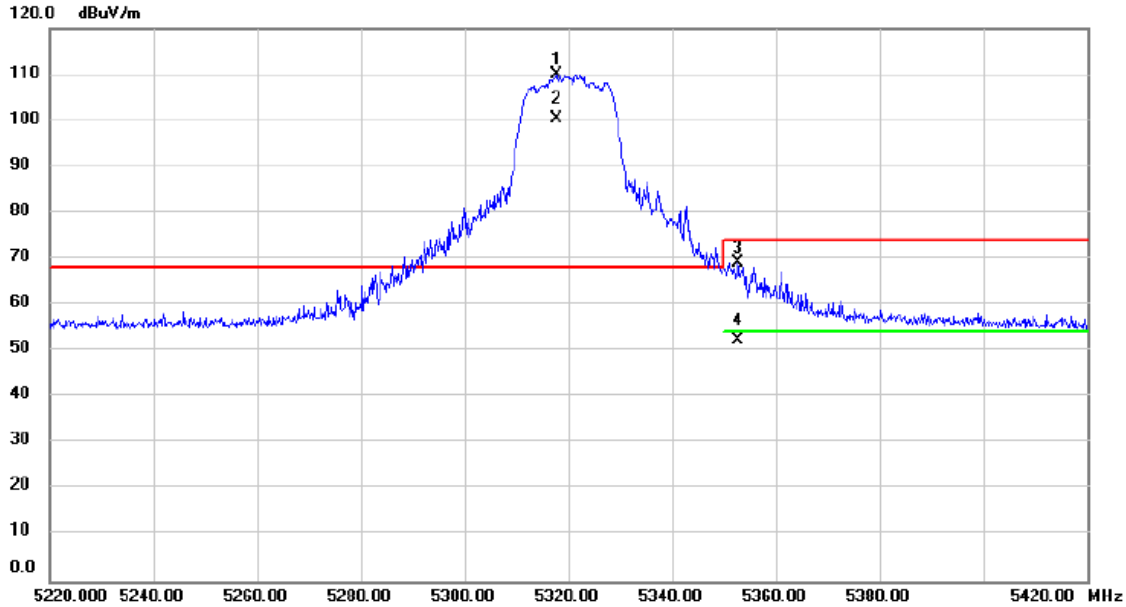

No.	Mk.	Freq.	Reading Level	Correct Factor	Measure-ment	Limit	Over		
		MHz	dBuV	dB	dBuV/m	dBuV/m	dB	Detector	Comment
1	*	5317.600	109.08	0.94	110.02	68.20	41.82	peak	No Limit
2	X	5317.600	99.56	0.94	100.50	68.20	32.30	AVG	No Limit
3		5352.600	68.23	0.95	69.18	74.00	-4.82	peak	
4		5352.600	51.51	0.95	52.46	54.00	-1.54	AVG	

REMARKS:
(1) Measurement Value = Reading Level + Correct Factor.
(2) Margin Level = Measurement Value - Limit Value.

Test Mode	IEEE 802.11n (HT20)	Test Date	2024/8/20
Test Frequency	5500MHz	Polarization	Vertical

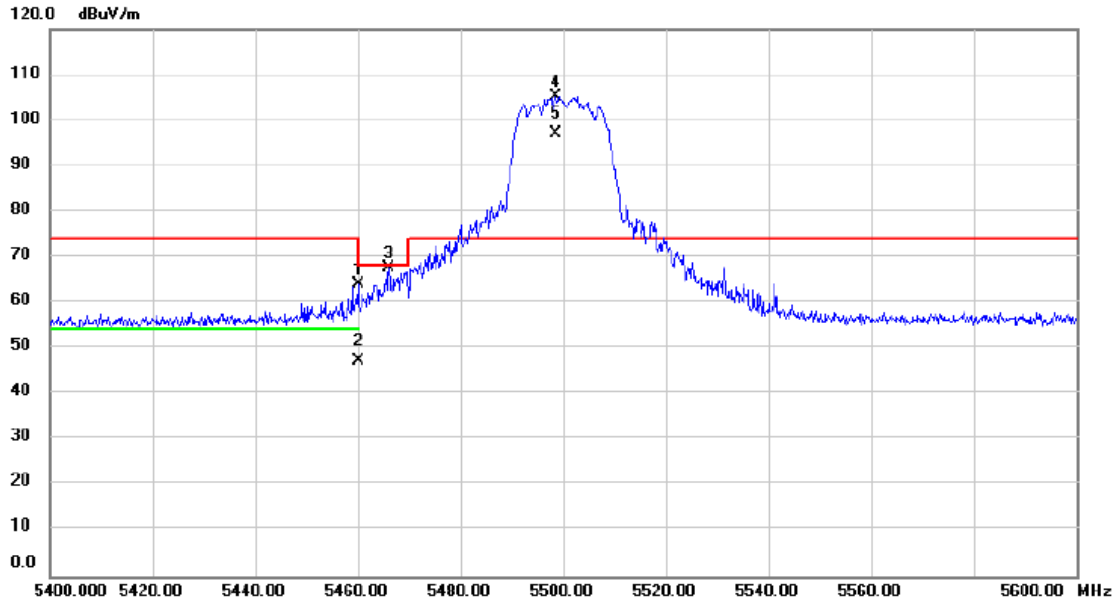

No.	Mk.	Freq.	Reading Level	Correct Factor	Measure-ment	Limit	Over		
		MHz	dBuV	dB	dBuV/m	dBuV/m	dB	Detector	Comment
1		5460.000	63.10	0.98	64.08	74.00	-9.92	peak	
2		5460.000	46.16	0.98	47.14	54.00	-6.86	AVG	
3		5466.000	66.65	0.98	67.63	68.20	-0.57	peak	
4	*	5498.600	104.23	0.99	105.22	74.00	31.22	peak	No Limit
5	X	5498.600	96.02	0.99	97.01	74.00	23.01	AVG	No Limit

REMARKS:
(1) Measurement Value = Reading Level + Correct Factor.
(2) Margin Level = Measurement Value - Limit Value.

Test Mode	IEEE 802.11n (HT20)	Test Date	2024/8/20
Test Frequency	5700MHz	Polarization	Vertical

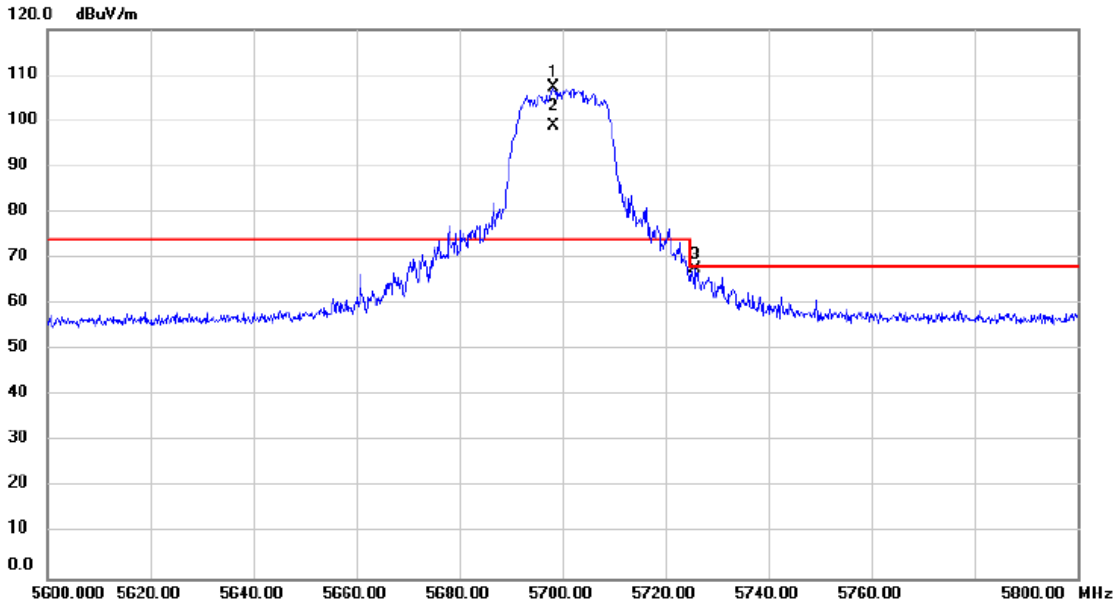

No.	Mk.	Freq.	Reading Level	Correct Factor	Measure-ment	Limit	Over		
		MHz	dBuV	dB	dBuV/m	dBuV/m	dB	Detector	Comment
1	*	5698.400	105.63	1.72	107.35	74.00	33.35	peak	No Limit
2	X	5698.400	97.17	1.72	98.89	74.00	24.89	AVG	No Limit
3		5725.800	65.71	1.81	67.52	68.20	-0.68	peak	

REMARKS:
(1) Measurement Value = Reading Level + Correct Factor.
(2) Margin Level = Measurement Value - Limit Value.

Test Mode	IEEE 802.11n (HT20)	Test Date	2024/8/20
Test Frequency	5745MHz	Polarization	Vertical

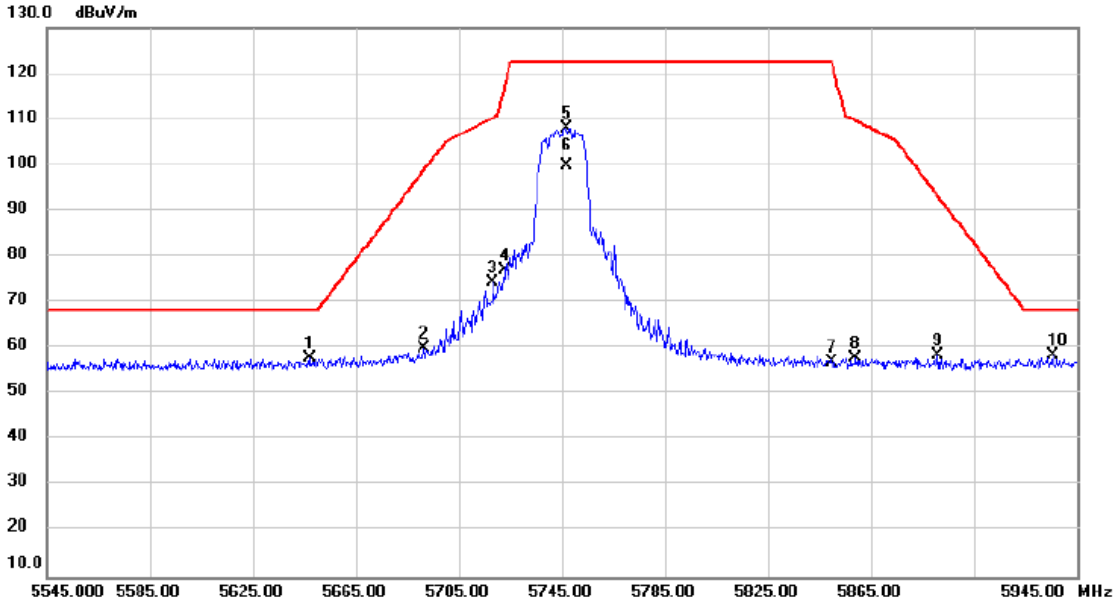

No.	Mk.	Freq.	Reading Level	Correct Factor	Measure-ment	Limit	Over		
		MHz	dBuV	dB	dBuV/m	dBuV/m	dB	Detector	Comment
1		5647.000	56.20	1.52	57.72	68.20	-10.48	peak	
2		5691.400	58.25	1.69	59.94	98.86	-38.92	peak	
3		5718.200	72.61	1.79	74.40	110.30	-35.90	peak	
4		5723.000	75.32	1.80	77.12	117.64	-40.52	peak	
5		5746.600	106.20	1.89	108.09	122.20	-14.11	peak	No Limit
6		5746.600	98.03	1.89	99.92	122.20	-22.28	AVG	No Limit
7		5849.800	54.81	2.26	57.07	122.20	-65.13	peak	
8		5859.000	55.48	2.29	57.77	109.68	-51.91	peak	
9		5891.000	55.97	2.42	58.39	93.33	-34.94	peak	
10	*	5935.800	55.76	2.57	58.33	68.20	-9.87	peak	

REMARKS:
(1) Measurement Value = Reading Level + Correct Factor.
(2) Margin Level = Measurement Value - Limit Value.

Test Mode	IEEE 802.11n (HT20)	Test Date	2024/8/20
Test Frequency	5825MHz	Polarization	Vertical

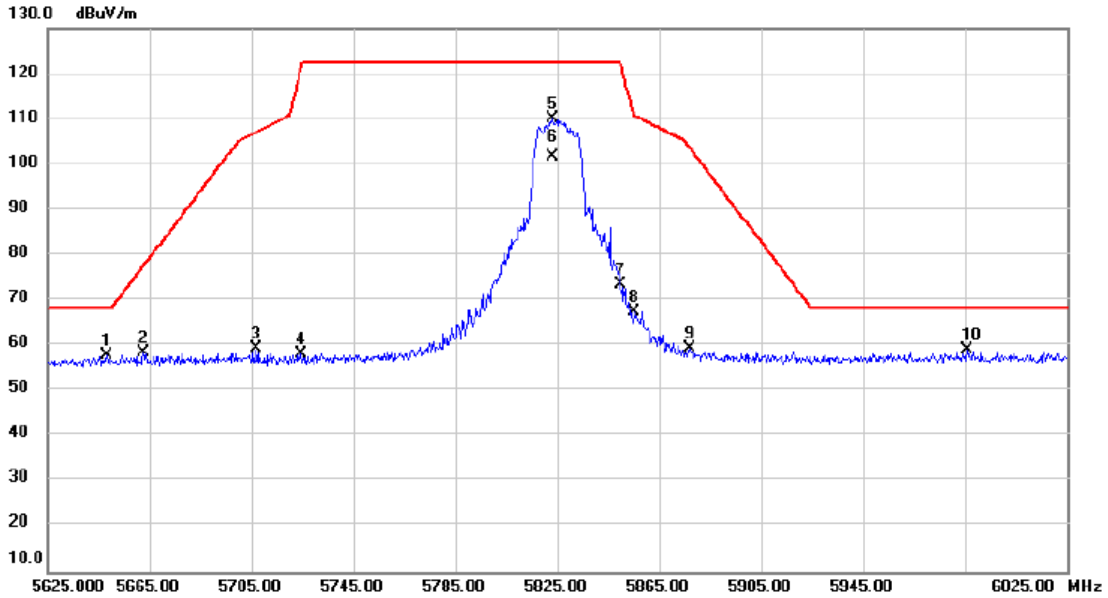

No.	Mk.	Freq.	Reading Level	Correct Factor	Measure-ment	Limit	Over		
		MHz	dBuV	dB	dBuV/m	dBuV/m	dB	Detector	Comment
1		5648.200	56.24	1.53	57.77	68.20	-10.43	peak	
2		5662.600	56.88	1.59	58.47	77.55	-19.08	peak	
3		5707.000	57.45	1.75	59.20	107.16	-47.96	peak	
4		5724.600	56.33	1.80	58.13	121.29	-63.16	peak	
5		5823.000	107.95	2.17	110.12	122.20	-12.08	peak	No Limit
6		5823.000	99.44	2.17	101.61	122.20	-20.59	AVG	No Limit
7		5849.800	71.25	2.26	73.51	122.20	-48.69	peak	
8		5855.400	65.20	2.28	67.48	110.69	-43.21	peak	
9		5877.000	57.08	2.36	59.44	103.71	-44.27	peak	
10	*	5985.800	56.29	2.76	59.05	68.20	-9.15	peak	

REMARKS:
(1) Measurement Value = Reading Level + Correct Factor.
(2) Margin Level = Measurement Value - Limit Value.

Test Mode	IEEE 802.11ac (VHT80)	Test Date	2024/8/21
Test Frequency	5210MHz	Polarization	Vertical

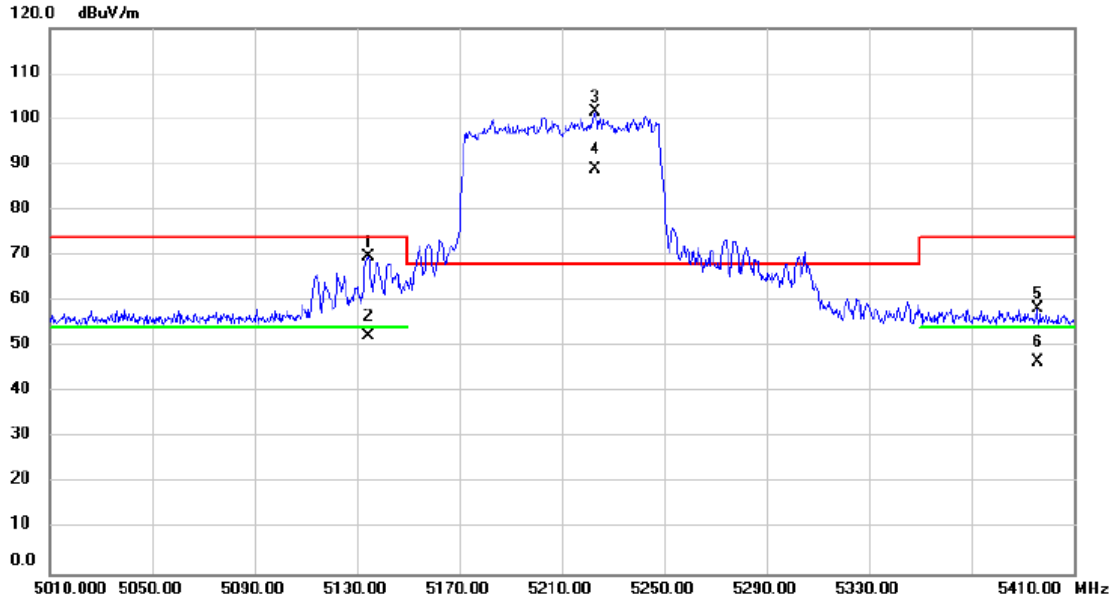

No.	Mk.	Freq.	Reading Level	Correct Factor	Measure-ment	Limit	Over		
		MHz	dBuV	dB	dBuV/m	dBuV/m	dB	Detector	Comment
1		5134.400	68.74	0.88	69.62	74.00	-4.38	peak	
2		5134.400	51.58	0.88	52.46	54.00	-1.54	AVG	
3	*	5222.800	100.57	0.91	101.48	68.20	33.28	peak	No Limit
4	X	5222.800	87.98	0.91	88.89	68.20	20.69	AVG	No Limit
5		5395.600	57.53	0.96	58.49	74.00	-15.51	peak	
6		5395.600	45.68	0.96	46.64	54.00	-7.36	AVG	

REMARKS:
(1) Measurement Value = Reading Level + Correct Factor.
(2) Margin Level = Measurement Value - Limit Value.

Test Mode	IEEE 802.11ac (VHT80)	Test Date	2024/8/21
Test Frequency	5290MHz	Polarization	Vertical

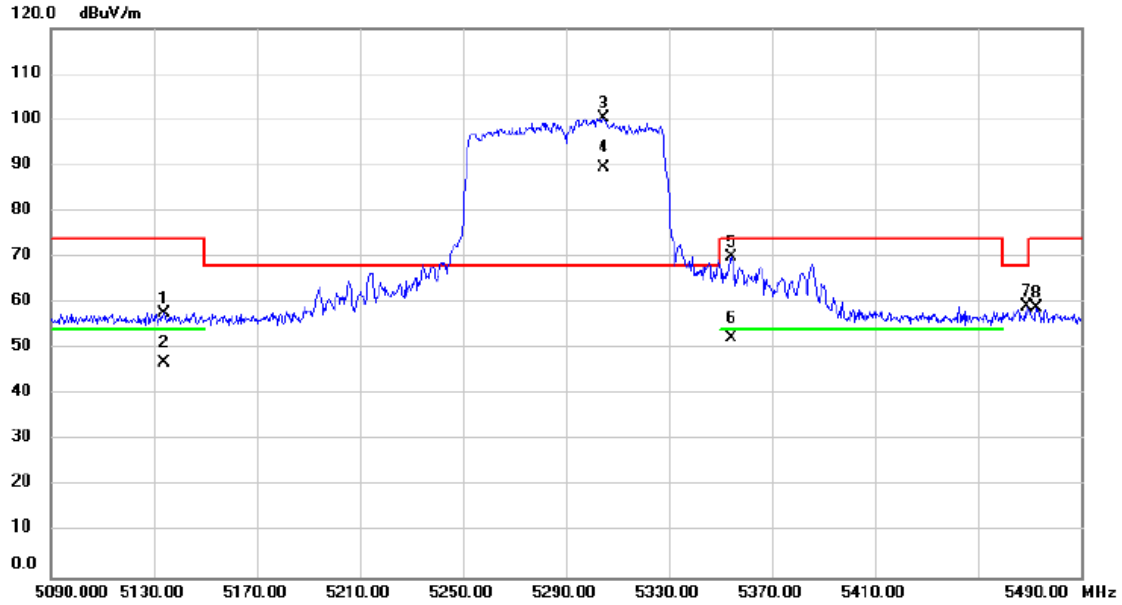

No.	Mk.	Freq.	Reading Level	Correct Factor	Measure-ment	Limit	Over		
		MHz	dBuV	dB	dBuV/m	dBuV/m	dB	Detector	Comment
1		5134.000	56.93	0.88	57.81	74.00	-16.19	peak	
2		5134.000	46.01	0.88	46.89	54.00	-7.11	AVG	
3	*	5304.800	99.47	0.93	100.40	68.20	32.20	peak	No Limit
4	X	5304.800	88.60	0.93	89.53	68.20	21.33	AVG	No Limit
5		5354.000	69.07	0.95	70.02	74.00	-3.98	peak	
6		5354.000	51.28	0.95	52.23	54.00	-1.77	AVG	
7		5468.800	58.30	0.98	59.28	68.20	-8.92	peak	
8		5472.800	57.87	0.98	58.85	74.00	-15.15	peak	

REMARKS:
(1) Measurement Value = Reading Level + Correct Factor.
(2) Margin Level = Measurement Value - Limit Value.

Test Mode	IEEE 802.11ac (VHT80)	Test Date	2024/8/21
Test Frequency	5530MHz	Polarization	Vertical

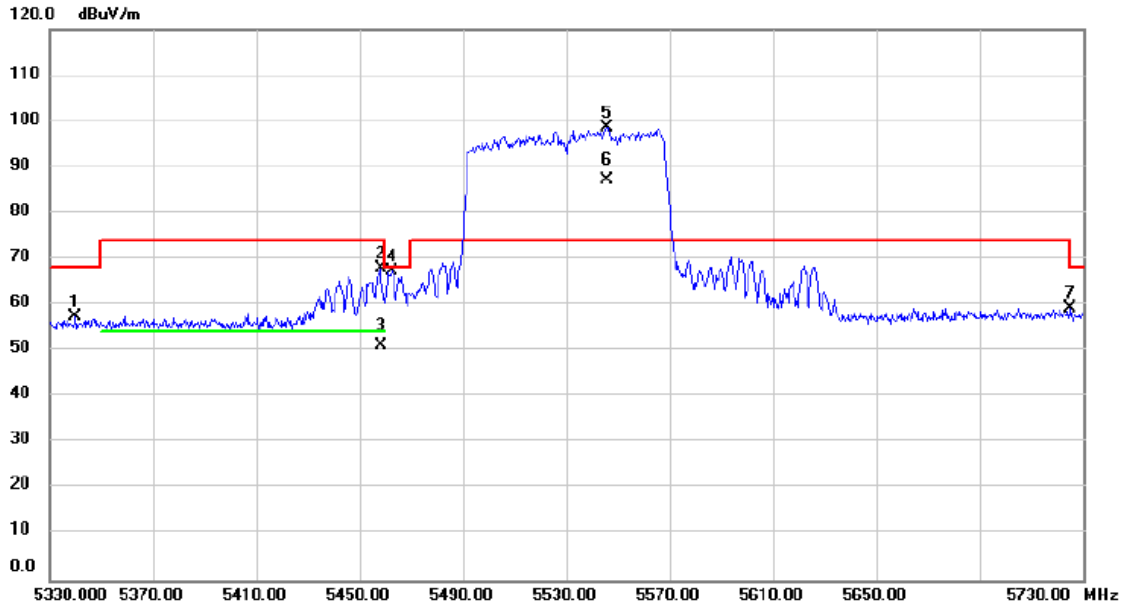

No.	Mk.	Freq.	Reading Level	Correct Factor	Measure-ment	Limit	Over		
		MHz	dBuV	dB	dBuV/m	dBuV/m	dB	Detector	Comment
1		5340.000	56.60	0.94	57.54	68.20	-10.66	peak	
2		5458.000	67.05	0.97	68.02	74.00	-5.98	peak	
3		5458.000	50.11	0.97	51.08	54.00	-2.92	AVG	
4		5462.400	66.37	0.98	67.35	68.20	-0.85	peak	
5	*	5545.600	97.49	1.16	98.65	74.00	24.65	peak	No Limit
6	X	5545.600	86.05	1.16	87.21	74.00	13.21	AVG	No Limit
7		5725.200	57.49	1.81	59.30	68.20	-8.90	peak	

REMARKS:
(1) Measurement Value = Reading Level + Correct Factor.
(2) Margin Level = Measurement Value - Limit Value.

Test Mode	IEEE 802.11ac (VHT80)	Test Date	2024/8/21
Test Frequency	5610MHz	Polarization	Vertical

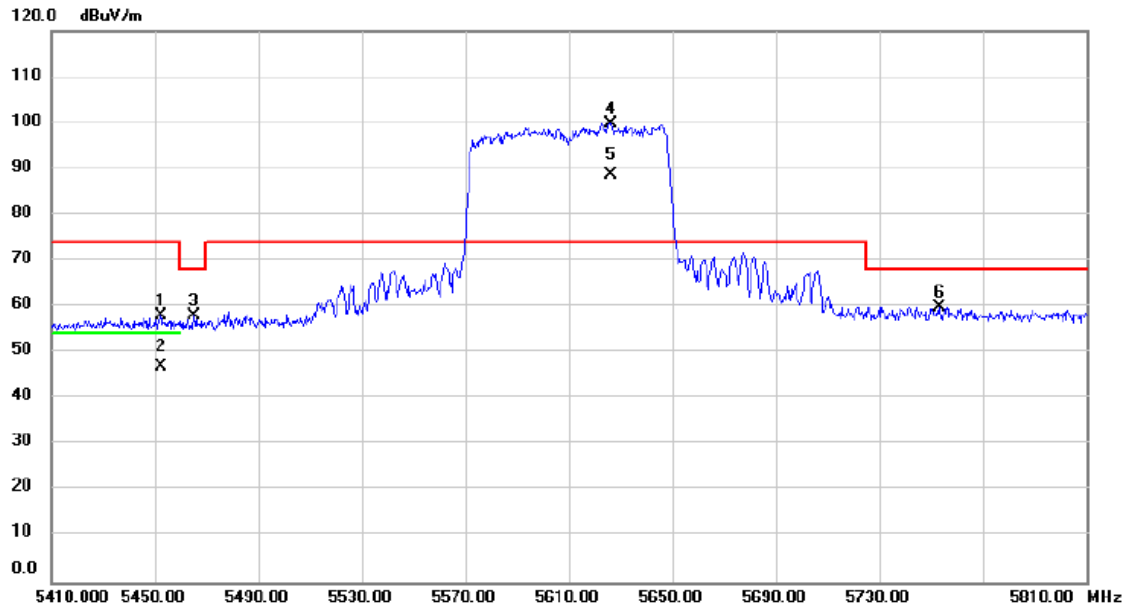

No.	Mk.	Freq.	Reading Level	Correct Factor	Measure-ment	Limit	Over		
		MHz	dBuV	dB	dBuV/m	dBuV/m	dB	Detector	Comment
1		5452.400	56.48	1.55	58.03	74.00	-15.97	peak	
2		5452.400	45.49	1.55	47.04	54.00	-6.96	AVG	
3		5465.200	56.42	1.56	57.98	68.20	-10.22	peak	
4	*	5626.000	97.86	2.00	99.86	74.00	25.86	peak	No Limit
5	X	5626.000	86.75	2.00	88.75	74.00	14.75	AVG	No Limit
6		5753.200	57.54	2.41	59.95	68.20	-8.25	peak	

REMARKS:
(1) Measurement Value = Reading Level + Correct Factor.
(2) Margin Level = Measurement Value - Limit Value.

Test Mode	IEEE 802.11ac (VHT80)	Test Date	2024/8/21
Test Frequency	5775MHz	Polarization	Vertical

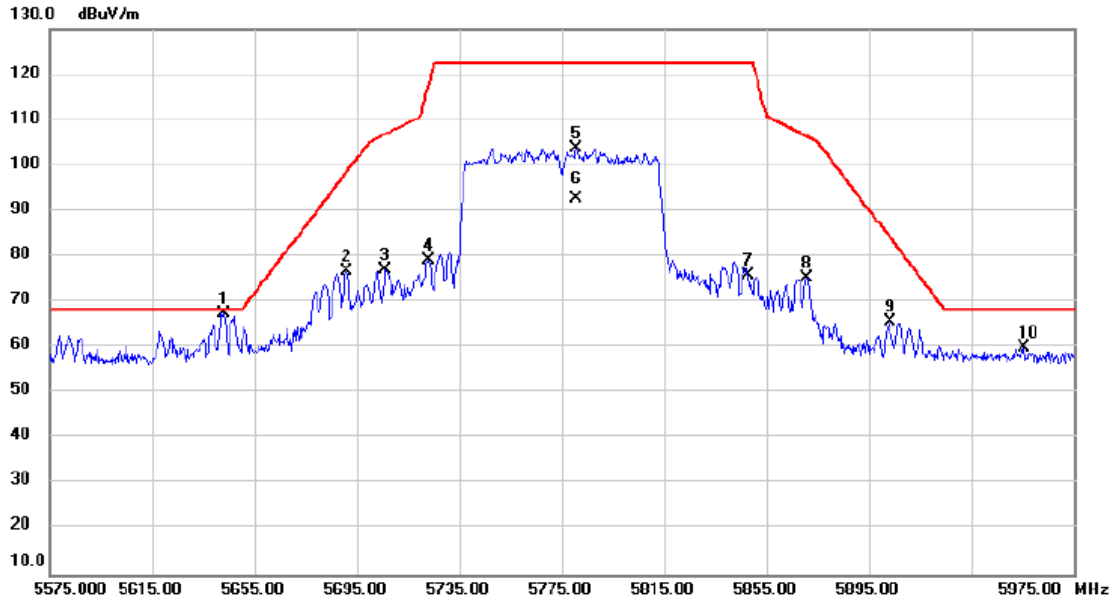

No.	Mk.	Freq.	Reading Level	Correct Factor	Measure-ment	Limit	Over		
		MHz	dBuV	dB	dBuV/m	dBuV/m	dB	Detector	Comment
1	*	5643.000	65.99	1.51	67.50	68.20	-0.70	peak	
2		5691.000	75.14	1.69	76.83	98.56	-21.73	peak	
3		5706.200	75.40	1.73	77.13	106.94	-29.81	peak	
4		5723.000	77.34	1.80	79.14	117.64	-38.50	peak	
5		5780.600	101.72	2.01	103.73	122.20	-18.47	peak	No Limit
6		5780.600	90.78	2.01	92.79	122.20	-29.41	AVG	No Limit
7		5847.800	73.72	2.26	75.98	122.20	-46.22	peak	
8		5870.600	72.85	2.35	75.20	106.43	-31.23	peak	
9		5903.000	63.11	2.46	65.57	84.44	-18.87	peak	
10		5955.400	57.37	2.64	60.01	68.20	-8.19	peak	

REMARKS:
(1) Measurement Value = Reading Level + Correct Factor.
(2) Margin Level = Measurement Value - Limit Value.

Test Mode	IEEE 802.11ax (HE20)	Test Date	2024/8/21
Test Frequency	5180MHz	Polarization	Vertical

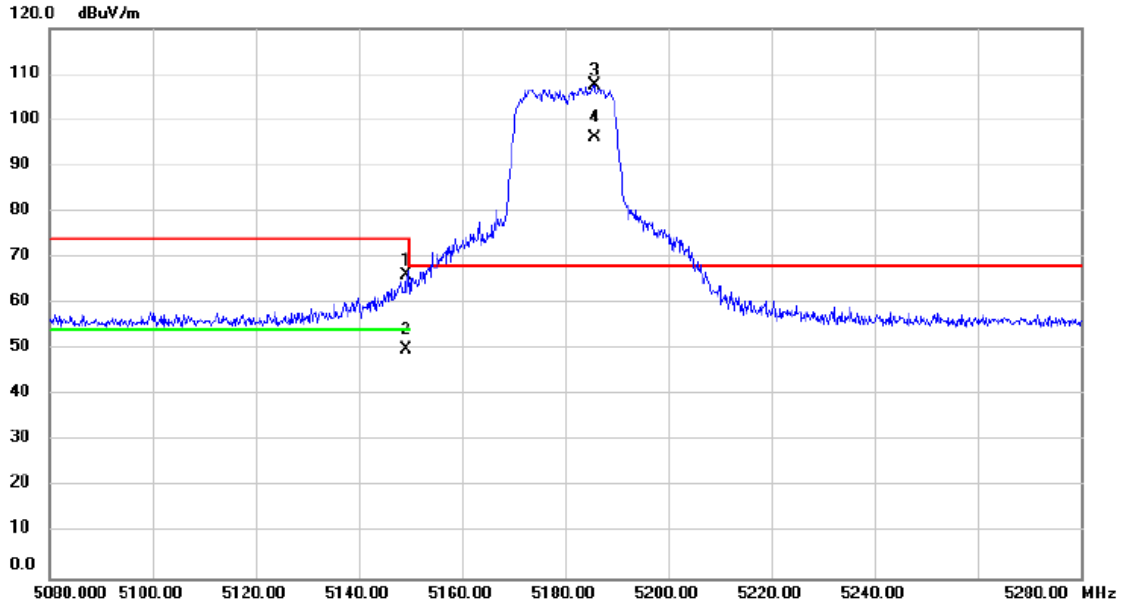

No.	Mk.	Freq.	Reading Level	Correct Factor	Measure-ment	Limit	Over		
		MHz	dBuV	dB	dBuV/m	dBuV/m	dB	Detector	Comment
1		5149.200	65.32	0.88	66.20	74.00	-7.80	peak	
2		5149.200	49.00	0.88	49.88	54.00	-4.12	AVG	
3	*	5185.600	106.69	0.90	107.59	68.20	39.39	peak	No Limit
4	X	5185.600	95.31	0.90	96.21	68.20	28.01	AVG	No Limit

REMARKS:
(1) Measurement Value = Reading Level + Correct Factor.
(2) Margin Level = Measurement Value - Limit Value.

Test Mode	IEEE 802.11ax (HE20)	Test Date	2024/8/21
Test Frequency	5240MHz	Polarization	Vertical

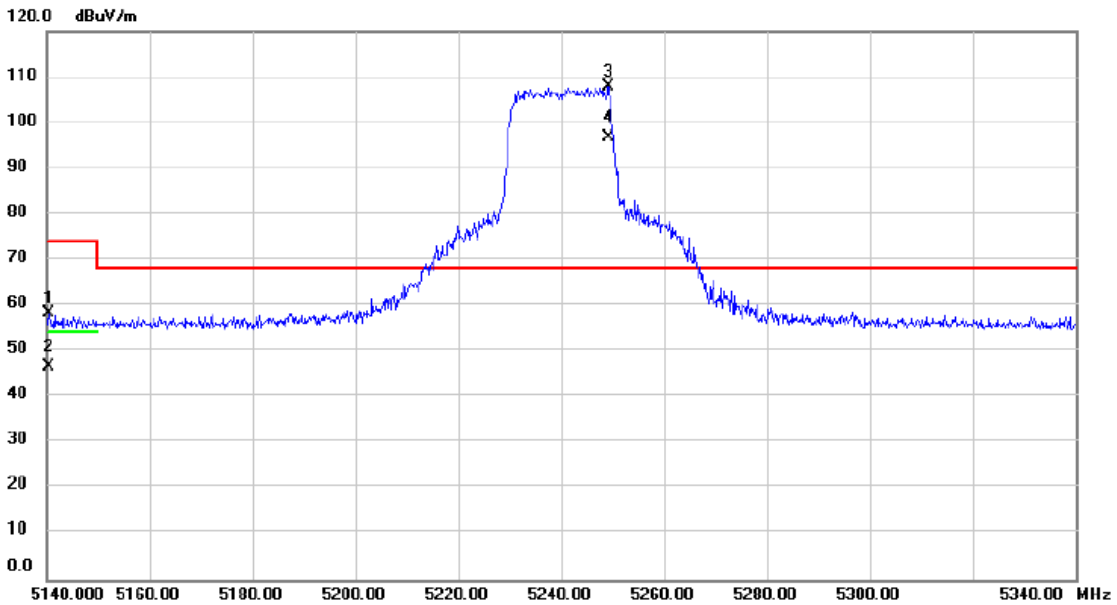

No.	Mk.	Freq.	Reading Level	Correct Factor	Measure-ment	Limit	Over		
		MHz	dBuV	dB	dBuV/m	dBuV/m	dB	Detector	Comment
1		5140.400	57.55	0.89	58.44	74.00	-15.56	peak	
2		5140.400	45.86	0.89	46.75	54.00	-7.25	AVG	
3	*	5249.200	107.01	0.91	107.92	68.20	39.72	peak	No Limit
4	X	5249.200	95.79	0.91	96.70	68.20	28.50	AVG	No Limit

REMARKS:
(1) Measurement Value = Reading Level + Correct Factor.
(2) Margin Level = Measurement Value - Limit Value.

Test Mode	IEEE 802.11ax (HE20)	Test Date	2024/8/21
Test Frequency	5260MHz	Polarization	Vertical

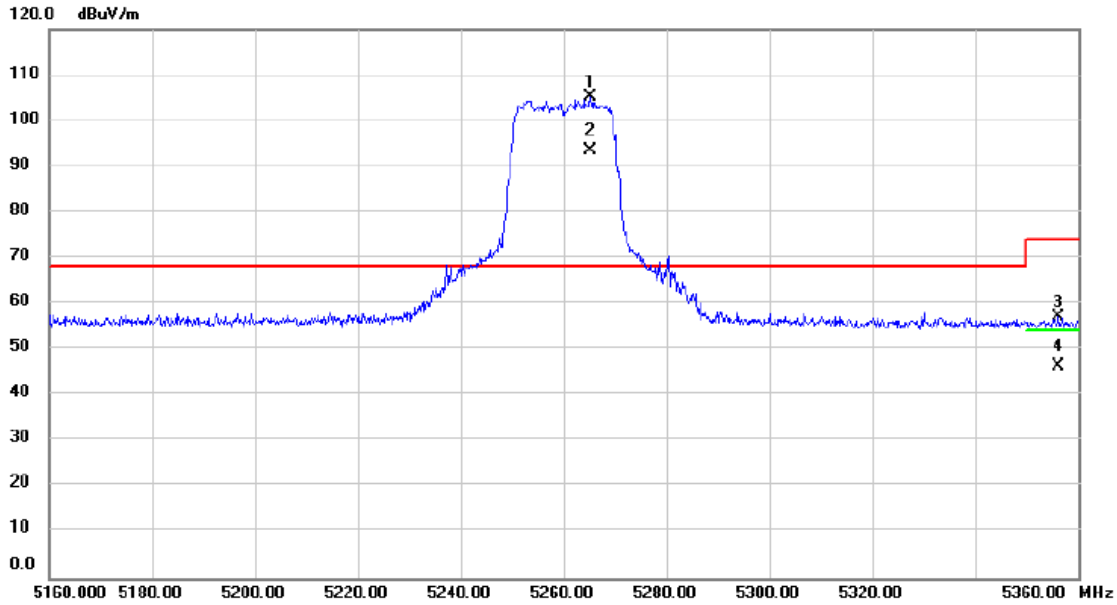

No.	Mk.	Freq.	Reading Level	Correct Factor	Measure-ment	Limit	Over		
		MHz	dBuV	dB	dBuV/m	dBuV/m	dB	Detector	Comment
1	*	5265.200	104.21	0.92	105.13	68.20	36.93	peak	No Limit
2	X	5265.200	92.66	0.92	93.58	68.20	25.38	AVG	No Limit
3		5356.200	56.14	0.95	57.09	74.00	-16.91	peak	
4		5356.200	45.37	0.95	46.32	54.00	-7.68	AVG	

REMARKS:
(1) Measurement Value = Reading Level + Correct Factor.
(2) Margin Level = Measurement Value - Limit Value.

Test Mode	IEEE 802.11ax (HE20)	Test Date	2024/8/21
Test Frequency	5320MHz	Polarization	Vertical

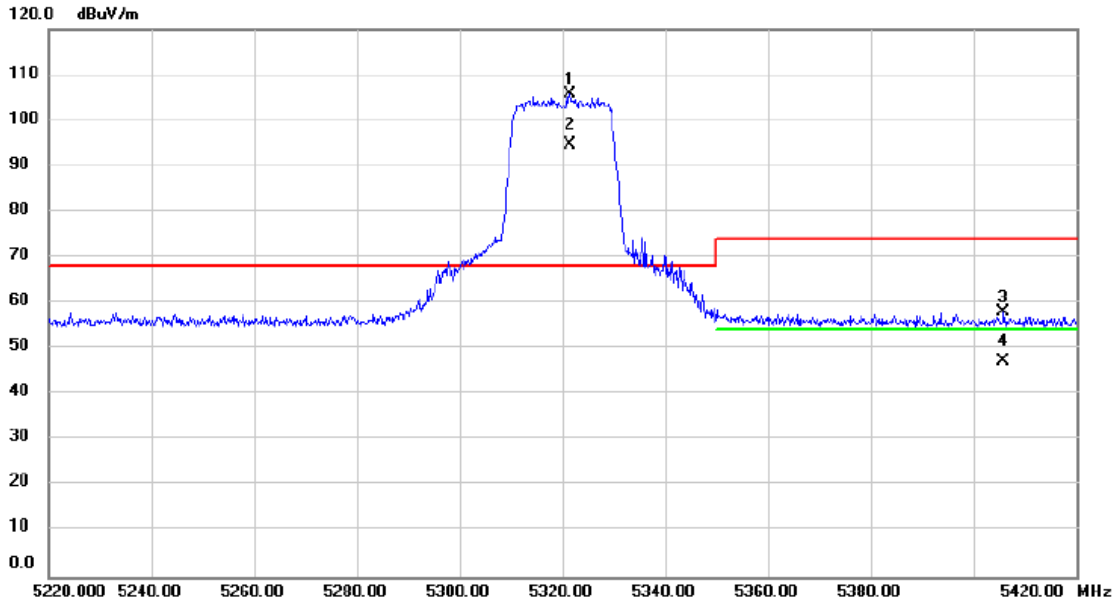

No.	Mk.	Freq.	Reading Level	Correct Factor	Measure-ment	Limit	Over		
		MHz	dBuV	dB	dBuV/m	dBuV/m	dB	Detector	Comment
1	*	5321.400	104.76	0.94	105.70	68.20	37.50	peak	No Limit
2	X	5321.400	93.60	0.94	94.54	68.20	26.34	AVG	No Limit
3		5405.800	57.02	0.96	57.98	74.00	-16.02	peak	
4		5405.800	46.17	0.96	47.13	54.00	-6.87	AVG	

REMARKS:
(1) Measurement Value = Reading Level + Correct Factor.
(2) Margin Level = Measurement Value - Limit Value.

Test Mode	IEEE 802.11ax (HE20)	Test Date	2024/8/21
Test Frequency	5500MHz	Polarization	Vertical

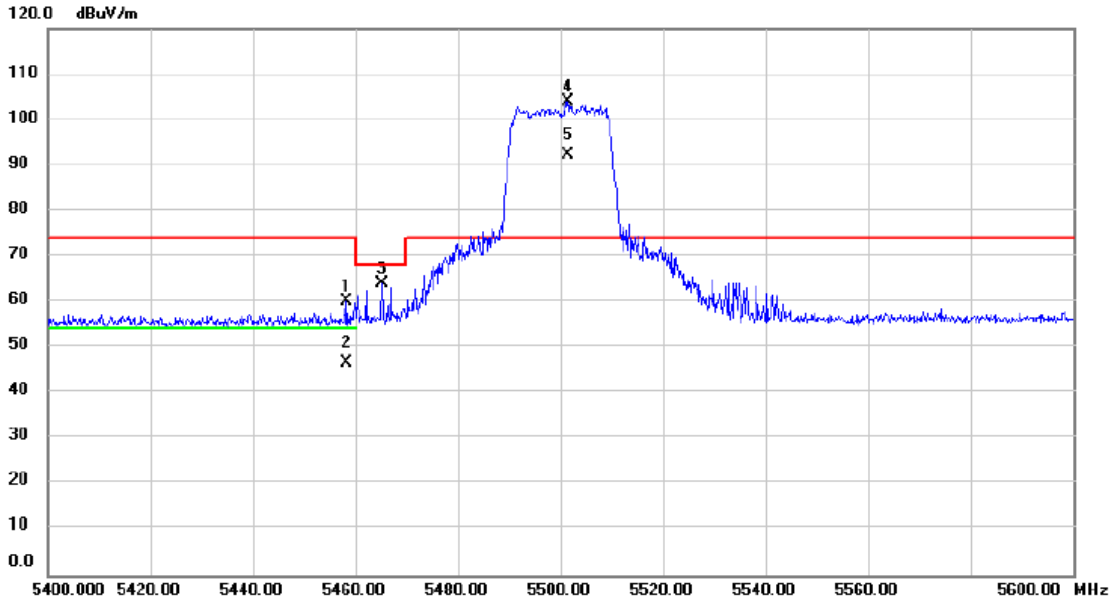

No.	Mk.	Freq.	Reading Level	Correct Factor	Measure-ment	Limit	Over		
		MHz	dBuV	dB	dBuV/m	dBuV/m	dB	Detector	Comment
1		5458.400	59.13	0.97	60.10	74.00	-13.90	peak	
2		5458.400	45.54	0.97	46.51	54.00	-7.49	AVG	
3		5465.200	63.20	0.98	64.18	68.20	-4.02	peak	
4	*	5501.400	103.10	0.99	104.09	74.00	30.09	peak	No Limit
5	X	5501.400	91.32	0.99	92.31	74.00	18.31	AVG	No Limit

REMARKS:
(1) Measurement Value = Reading Level + Correct Factor.
(2) Margin Level = Measurement Value - Limit Value.

Test Mode	IEEE 802.11ax (HE20)	Test Date	2024/8/21
Test Frequency	5700MHz	Polarization	Vertical

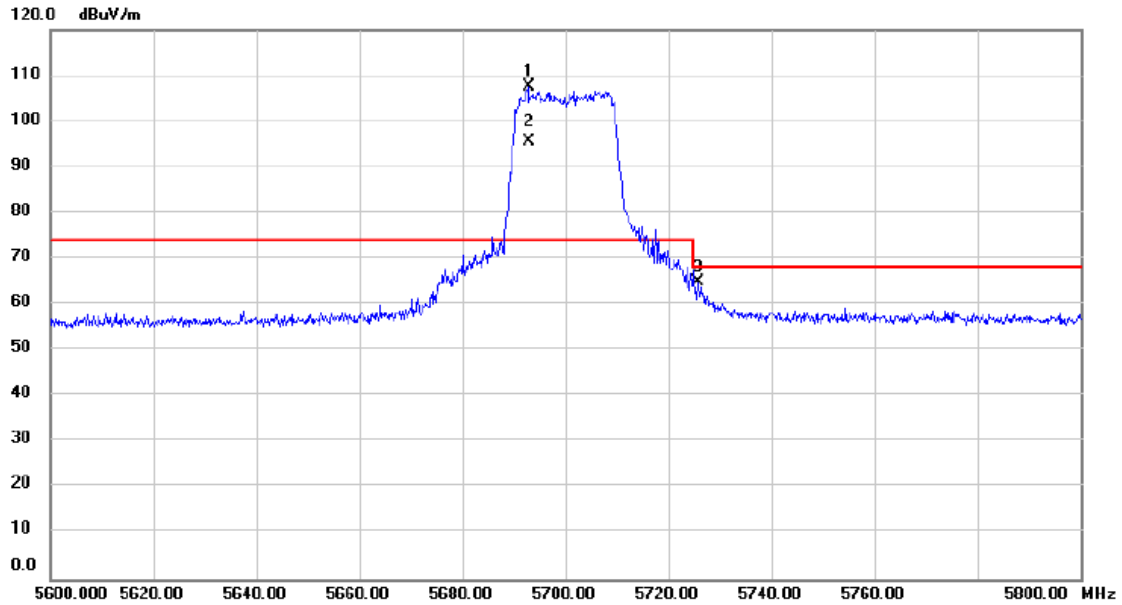

No.	Mk.	Freq.	Reading Level	Correct Factor	Measure-ment	Limit	Over		
		MHz	dBuV	dB	dBuV/m	dBuV/m	dB	Detector	Comment
1	*	5692.800	105.77	1.69	107.46	74.00	33.46	peak	No Limit
2	X	5692.800	94.00	1.69	95.69	74.00	21.69	AVG	No Limit
3		5725.600	63.10	1.81	64.91	68.20	-3.29	peak	

REMARKS:
(1) Measurement Value = Reading Level + Correct Factor.
(2) Margin Level = Measurement Value - Limit Value.

Test Mode	IEEE 802.11ax (HE20)	Test Date	2024/8/21
Test Frequency	5745MHz	Polarization	Vertical

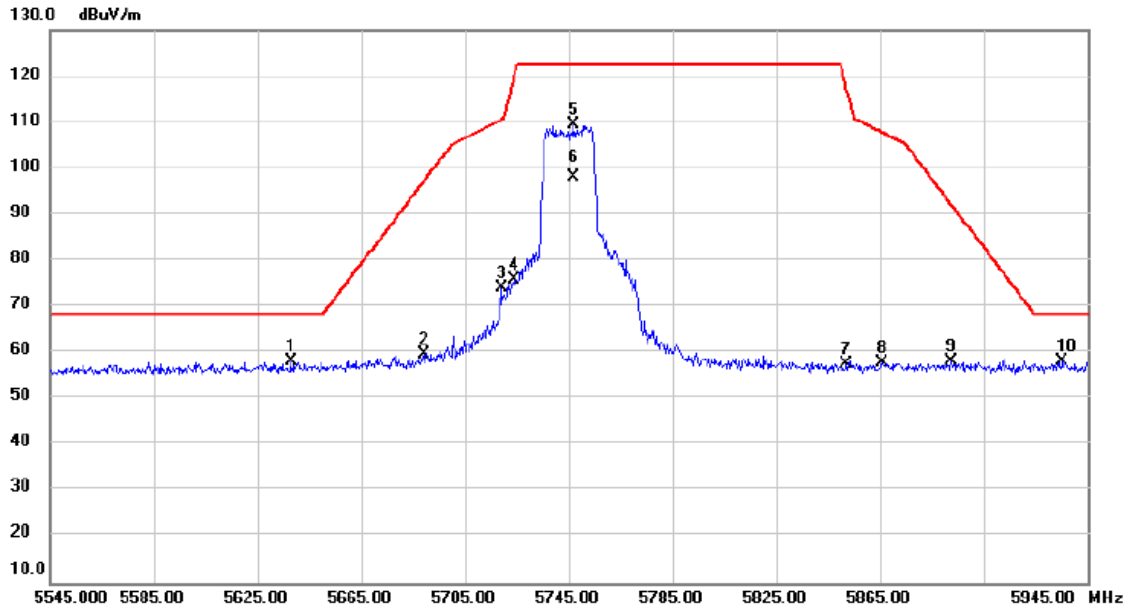

No.	Mk.	Freq.	Reading Level	Correct Factor	Measure-ment	Limit	Over		
		MHz	dBuV	dB	dBuV/m	dBuV/m	dB	Detector	Comment
1	*	5637.800	56.58	1.49	58.07	68.20	-10.13	peak	
2		5689.400	57.92	1.69	59.61	97.38	-37.77	peak	
3		5719.000	72.26	1.79	74.05	110.52	-36.47	peak	
4		5723.800	74.02	1.80	75.82	119.46	-43.64	peak	
5		5747.000	107.58	1.89	109.47	122.20	-12.73	peak	No Limit
6		5747.000	96.24	1.89	98.13	122.20	-24.07	AVG	No Limit
7		5852.200	55.27	2.27	57.54	117.18	-59.64	peak	
8		5865.800	55.54	2.32	57.86	107.77	-49.91	peak	
9		5892.600	55.75	2.42	58.17	92.14	-33.97	peak	
10		5935.400	55.47	2.57	58.04	68.20	-10.16	peak	

REMARKS:
(1) Measurement Value = Reading Level + Correct Factor.
(2) Margin Level = Measurement Value - Limit Value.

Test Mode	IEEE 802.11ax (HE20)	Test Date	2024/8/22
Test Frequency	5825MHz	Polarization	Vertical

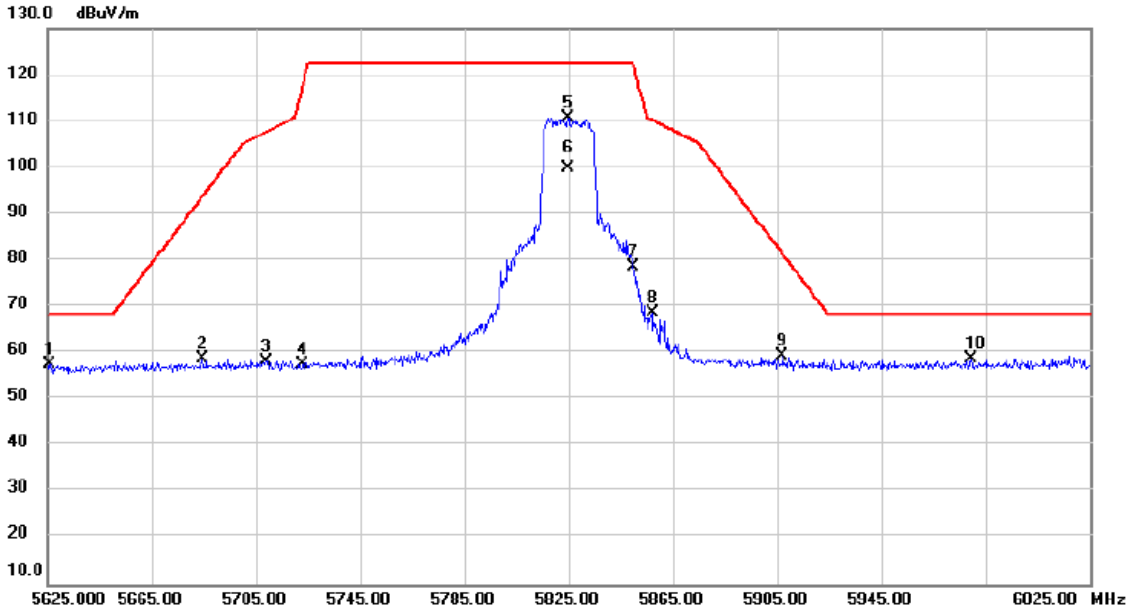

No.	Mk.	Freq.	Reading Level	Correct Factor	Measure-ment	Limit	Over		
		MHz	dBuV	dB	dBuV/m	dBuV/m	dB	Detector	Comment
1		5625.800	56.08	1.45	57.53	68.20	-10.67	peak	
2		5684.600	57.08	1.66	58.74	93.84	-35.10	peak	
3		5709.000	56.54	1.75	58.29	107.72	-49.43	peak	
4		5723.000	55.79	1.80	57.59	117.64	-60.05	peak	
5		5824.600	108.55	2.17	110.72	122.20	-11.48	peak	No Limit
6		5824.600	97.73	2.17	99.90	122.20	-22.30	AVG	No Limit
7		5849.800	76.15	2.26	78.41	122.20	-43.79	peak	
8		5857.000	66.30	2.29	68.59	110.24	-41.65	peak	
9		5907.000	56.76	2.47	59.23	81.48	-22.25	peak	
10	*	5979.400	56.15	2.73	58.88	68.20	-9.32	peak	

REMARKS:
(1) Measurement Value = Reading Level + Correct Factor.
(2) Margin Level = Measurement Value - Limit Value.

Test Mode	IEEE 802.11ax (HE40)	Test Date	2024/8/22
Test Frequency	5190MHz	Polarization	Vertical

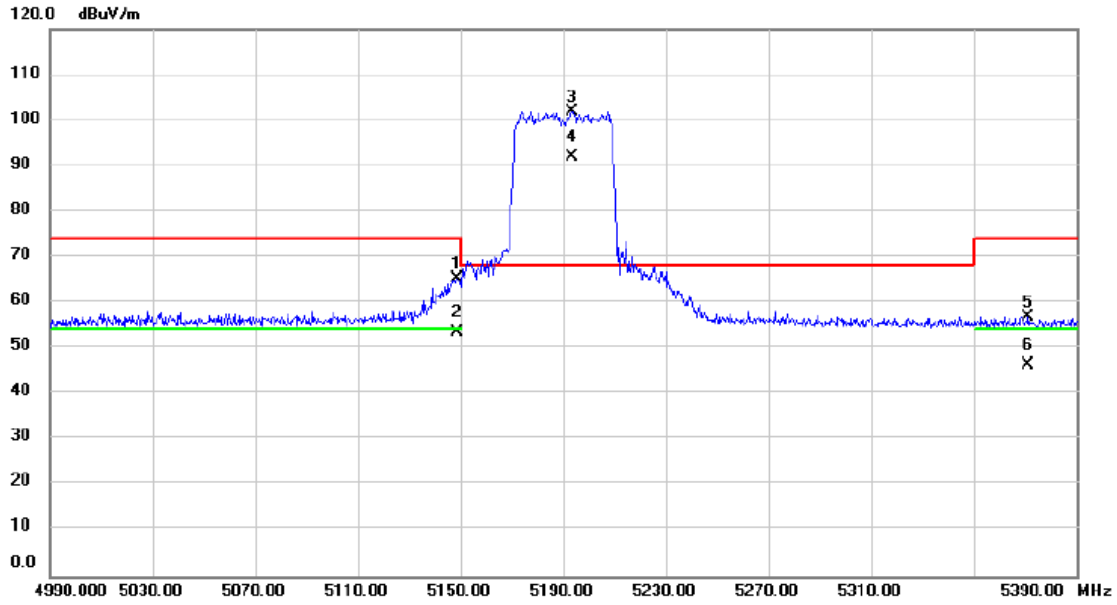

No.	Mk.	Freq.	Reading Level	Correct Factor	Measure-ment	Limit	Over		
		MHz	dBuV	dB	dBuV/m	dBuV/m	dB	Detector	Comment
1		5148.800	64.30	0.88	65.18	74.00	-8.82	peak	
2		5148.800	52.56	0.88	53.44	54.00	-0.56	AVG	
3	*	5193.600	100.97	0.90	101.87	68.20	33.67	peak	No Limit
4	X	5193.600	91.09	0.90	91.99	68.20	23.79	AVG	No Limit
5		5371.200	55.96	0.95	56.91	74.00	-17.09	peak	
6		5371.200	45.52	0.95	46.47	54.00	-7.53	AVG	

REMARKS:
(1) Measurement Value = Reading Level + Correct Factor.
(2) Margin Level = Measurement Value - Limit Value.

Test Mode	IEEE 802.11ax (HE40)	Test Date	2024/8/22
Test Frequency	5230MHz	Polarization	Vertical

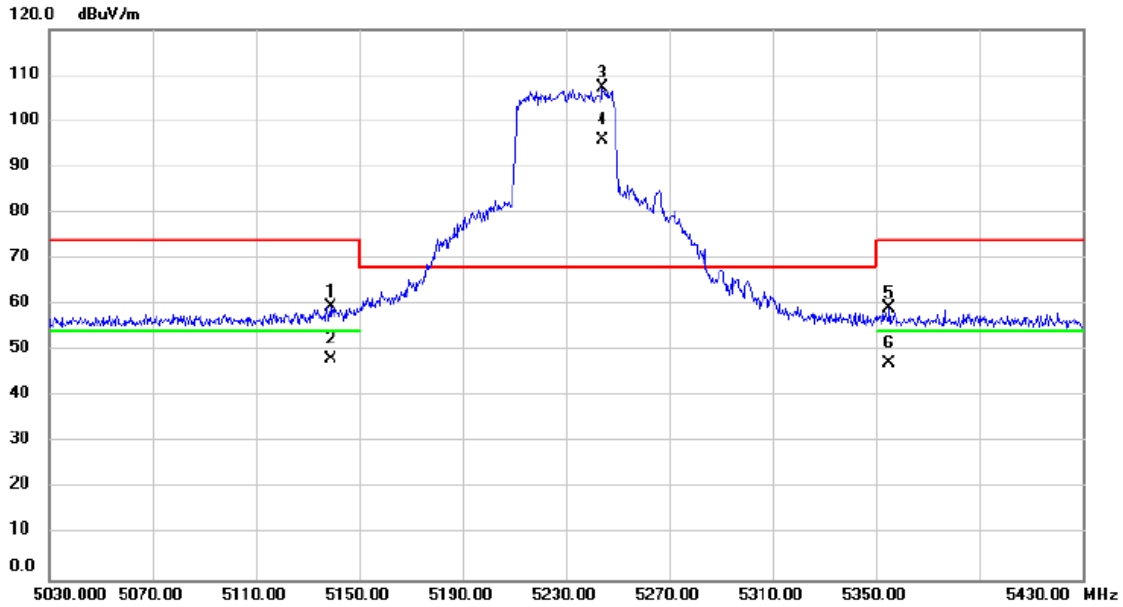

No.	Mk.	Freq.	Reading Level	Correct Factor	Measure-ment	Limit	Over		
		MHz	dBuV	dB	dBuV/m	dBuV/m	dB	Detector	Comment
1		5138.800	58.72	0.89	59.61	74.00	-14.39	peak	
2		5138.800	47.26	0.89	48.15	54.00	-5.85	AVG	
3	*	5244.400	106.36	0.91	107.27	68.20	39.07	peak	No Limit
4	X	5244.400	95.08	0.91	95.99	68.20	27.79	AVG	No Limit
5		5355.200	58.32	0.95	59.27	74.00	-14.73	peak	
6		5355.200	46.29	0.95	47.24	54.00	-6.76	AVG	

REMARKS:
(1) Measurement Value = Reading Level + Correct Factor.
(2) Margin Level = Measurement Value - Limit Value.

Test Mode	IEEE 802.11ax (HE40)	Test Date	2024/8/22
Test Frequency	5270MHz	Polarization	Vertical

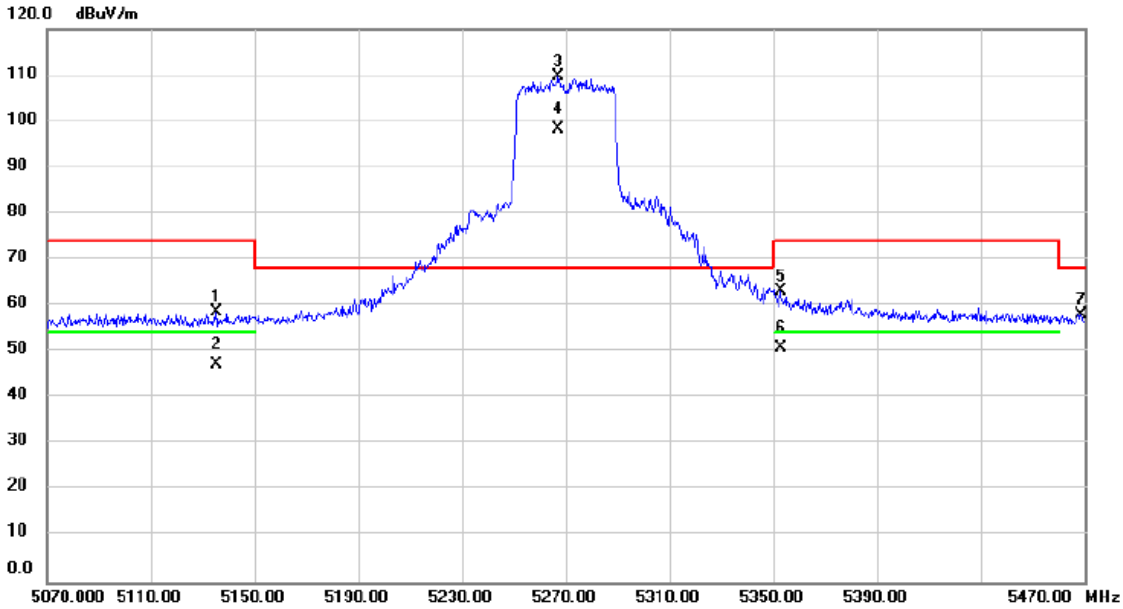

No.	Mk.	Freq.	Reading Level	Correct Factor	Measure-ment	Limit	Over		
		MHz	dBuV	dB	dBuV/m	dBuV/m	dB	Detector	Comment
1		5135.200	57.23	1.36	58.59	74.00	-15.41	peak	
2		5135.200	46.02	1.36	47.38	54.00	-6.62	AVG	
3	*	5267.200	108.22	1.45	109.67	68.20	41.47	peak	No Limit
4	X	5267.200	96.80	1.45	98.25	68.20	30.05	AVG	No Limit
5		5352.800	61.58	1.50	63.08	74.00	-10.92	peak	
6		5352.800	49.24	1.50	50.74	54.00	-3.26	AVG	
7		5468.800	56.53	1.56	58.09	68.20	-10.11	peak	

REMARKS:
(1) Measurement Value = Reading Level + Correct Factor.
(2) Margin Level = Measurement Value - Limit Value.

Test Mode	IEEE 802.11ax (HE40)	Test Date	2024/8/22
Test Frequency	5310MHz	Polarization	Vertical

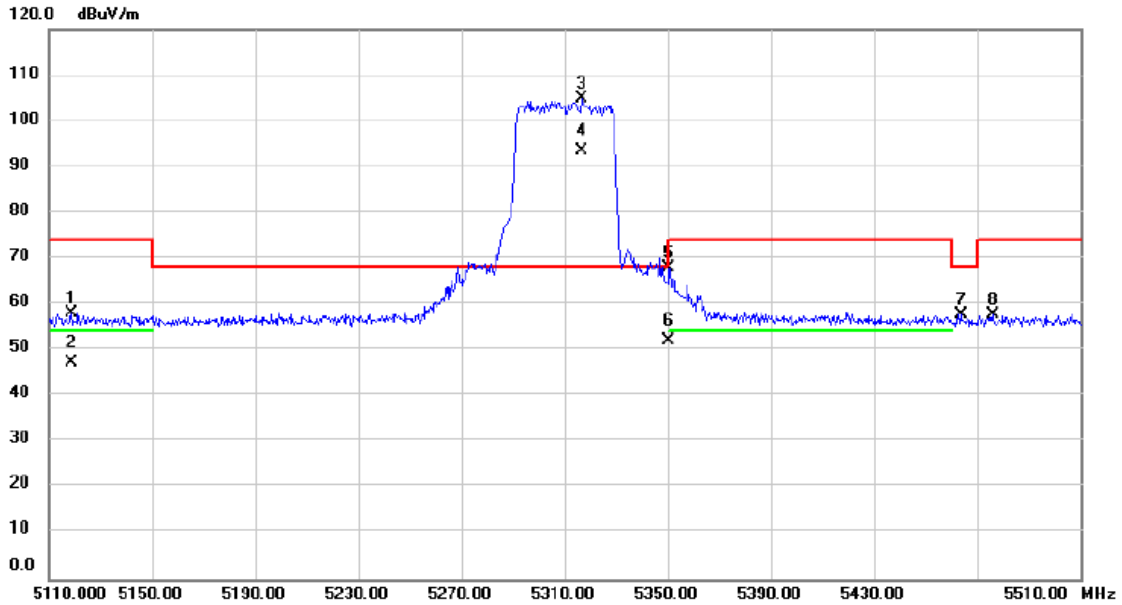

No.	Mk.	Freq.	Reading Level	Correct Factor	Measure-ment	Limit	Over		
		MHz	dBuV	dB	dBuV/m	dBuV/m	dB	Detector	Comment
1		5118.800	56.75	1.36	58.11	74.00	-15.89	peak	
2		5118.800	45.82	1.36	47.18	54.00	-6.82	AVG	
3	*	5316.800	103.23	1.48	104.71	68.20	36.51	peak	No Limit
4	X	5316.800	91.88	1.48	93.36	68.20	25.16	AVG	No Limit
5		5350.400	66.44	1.50	67.94	74.00	-6.06	peak	
6		5350.400	50.53	1.50	52.03	54.00	-1.97	AVG	
7		5463.600	56.10	1.56	57.66	68.20	-10.54	peak	
8		5476.000	56.11	1.57	57.68	74.00	-16.32	peak	

REMARKS:
(1) Measurement Value = Reading Level + Correct Factor.
(2) Margin Level = Measurement Value - Limit Value.

Test Mode	IEEE 802.11ax (HE40)	Test Date	2024/8/22
Test Frequency	5510MHz	Polarization	Vertical

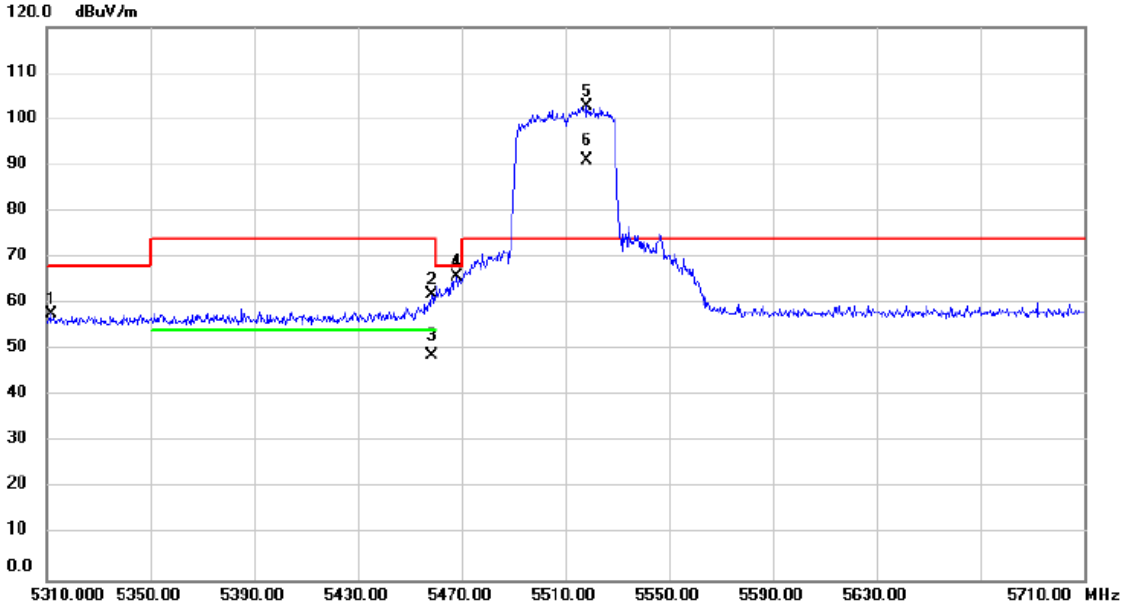

No.	Mk.	Freq.	Reading Level	Correct Factor	Measure-ment	Limit	Over		
		MHz	dBuV	dB	dBuV/m	dBuV/m	dB	Detector	Comment
1		5311.600	56.23	1.47	57.70	68.20	-10.50	peak	
2		5458.400	60.28	1.55	61.83	74.00	-12.17	peak	
3		5458.400	47.35	1.55	48.90	54.00	-5.10	AVG	
4		5468.400	64.41	1.56	65.97	68.20	-2.23	peak	
5	*	5518.000	101.00	1.64	102.64	74.00	28.64	peak	No Limit
6	X	5518.000	89.55	1.64	91.19	74.00	17.19	AVG	No Limit

REMARKS:
(1) Measurement Value = Reading Level + Correct Factor.
(2) Margin Level = Measurement Value - Limit Value.

Test Mode	IEEE 802.11ax (HE40)	Test Date	2024/8/22
Test Frequency	5670MHz	Polarization	Vertical

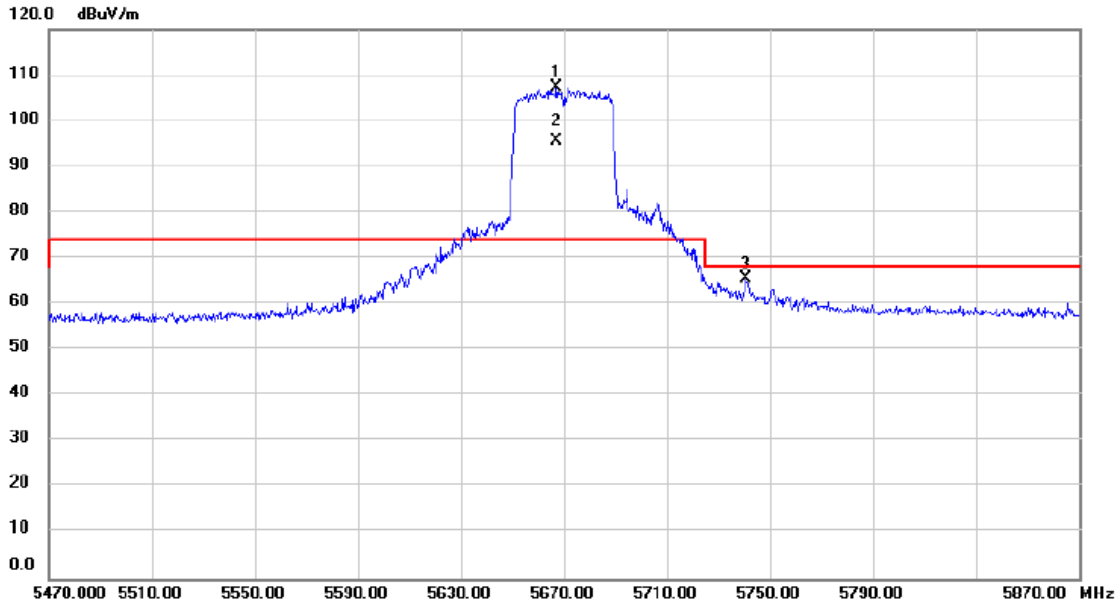

No.	Mk.	Freq.	Reading Level	Correct Factor	Measure-ment	Limit	Over		
		MHz	dBuV	dB	dBuV/m	dBuV/m	dB	Detector	Comment
1	*	5667.200	105.08	2.13	107.21	74.00	33.21	peak	No Limit
2	X	5667.200	93.57	2.13	95.70	74.00	21.70	AVG	No Limit
3		5740.800	63.10	2.37	65.47	68.20	-2.73	peak	

REMARKS:
(1) Measurement Value = Reading Level + Correct Factor.
(2) Margin Level = Measurement Value - Limit Value.

Test Mode	IEEE 802.11ax (HE40)	Test Date	2024/8/22
Test Frequency	5755MHz	Polarization	Vertical

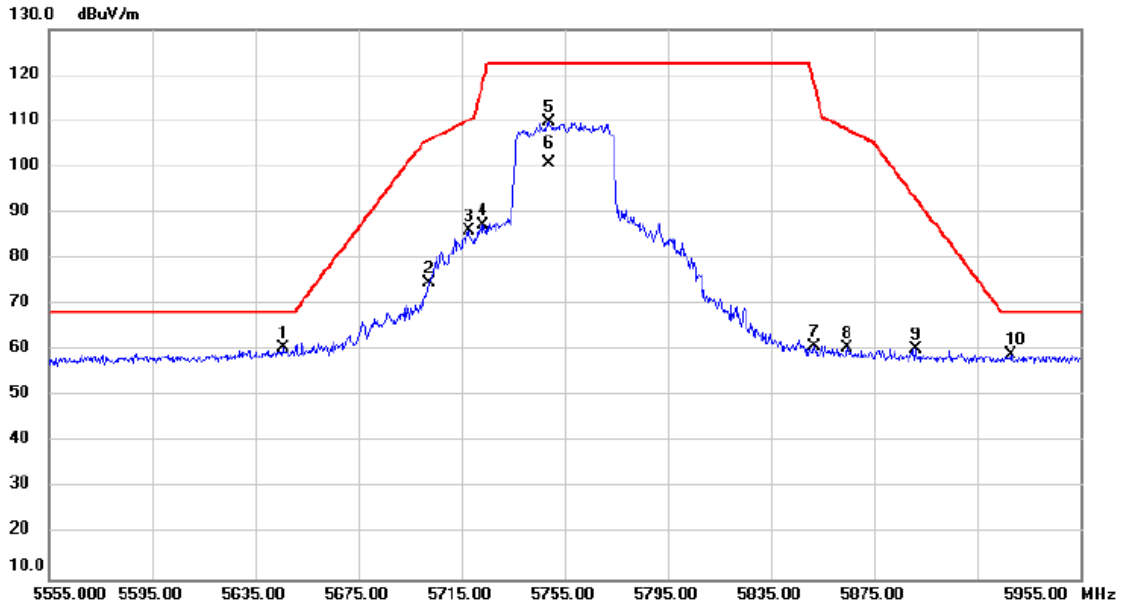

No.	Mk.	Freq.	Reading Level	Correct Factor	Measure-ment	Limit	Over		
		MHz	dBuV	dB	dBuV/m	dBuV/m	dB	Detector	Comment
1	*	5645.800	58.52	2.06	60.58	68.20	-7.62	peak	
2		5702.600	72.50	2.25	74.75	105.93	-31.18	peak	
3		5717.800	83.74	2.30	86.04	110.18	-24.14	peak	
4		5723.400	84.92	2.31	87.23	118.55	-31.32	peak	
5		5748.600	107.37	2.40	109.77	122.20	-12.43	peak	No Limit
6		5748.600	98.22	2.40	100.62	122.20	-21.58	AVG	No Limit
7		5851.800	58.09	2.73	60.82	118.09	-57.27	peak	
8		5864.600	57.80	2.77	60.57	108.11	-47.54	peak	
9		5891.000	57.42	2.87	60.29	93.33	-33.04	peak	
10		5928.200	56.15	2.99	59.14	68.20	-9.06	peak	

REMARKS:
(1) Measurement Value = Reading Level + Correct Factor.
(2) Margin Level = Measurement Value - Limit Value.

Test Mode	IEEE 802.11ax (HE40)	Test Date	2024/8/22
Test Frequency	5795MHz	Polarization	Vertical

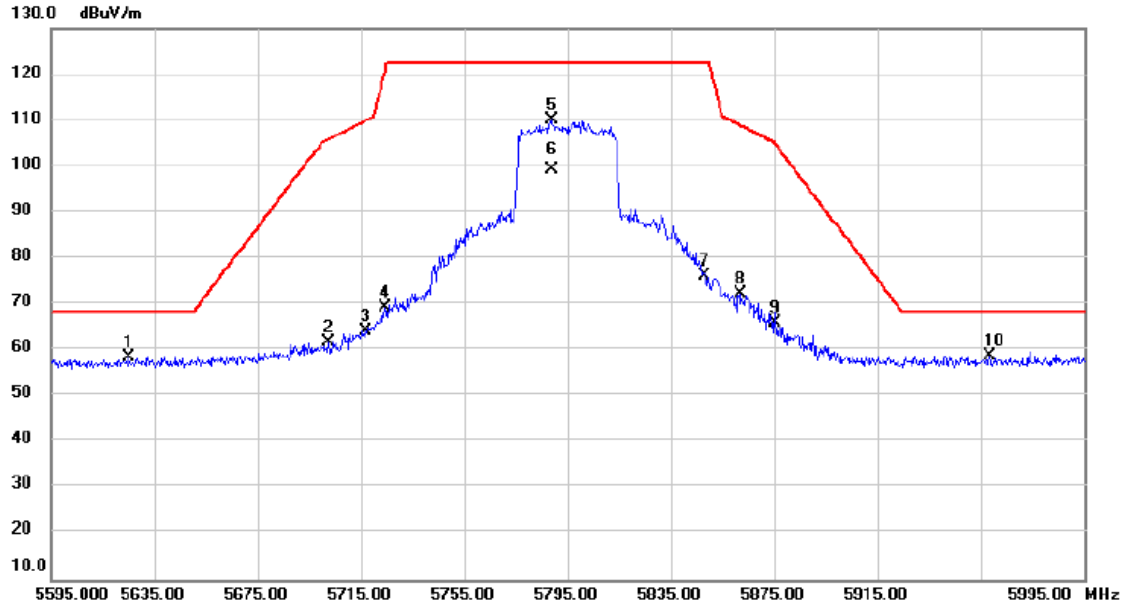

No.	Mk.	Freq.	Reading Level	Correct Factor	Measure-ment	Limit	Over		
		MHz	dBuV	dB	dBuV/m	dBuV/m	dB	Detector	Comment
1		5625.400	56.53	2.00	58.53	68.20	-9.67	peak	
2		5702.600	59.54	2.25	61.79	105.93	-44.14	peak	
3		5716.600	61.98	2.30	64.28	109.85	-45.57	peak	
4		5724.200	67.08	2.31	69.39	120.38	-50.99	peak	
5		5788.600	107.60	2.52	110.12	122.20	-12.08	peak	No Limit
6		5788.600	96.64	2.52	99.16	122.20	-23.04	AVG	No Limit
7		5848.200	73.40	2.72	76.12	122.20	-46.08	peak	
8		5861.800	69.34	2.77	72.11	108.89	-36.78	peak	
9		5875.400	63.13	2.82	65.95	104.90	-38.95	peak	
10	*	5958.600	55.78	3.09	58.87	68.20	-9.33	peak	

REMARKS:
(1) Measurement Value = Reading Level + Correct Factor.
(2) Margin Level = Measurement Value - Limit Value.

Test Mode	IEEE 802.11ax (HE80)	Test Date	2024/8/22
Test Frequency	5210MHz	Polarization	Vertical

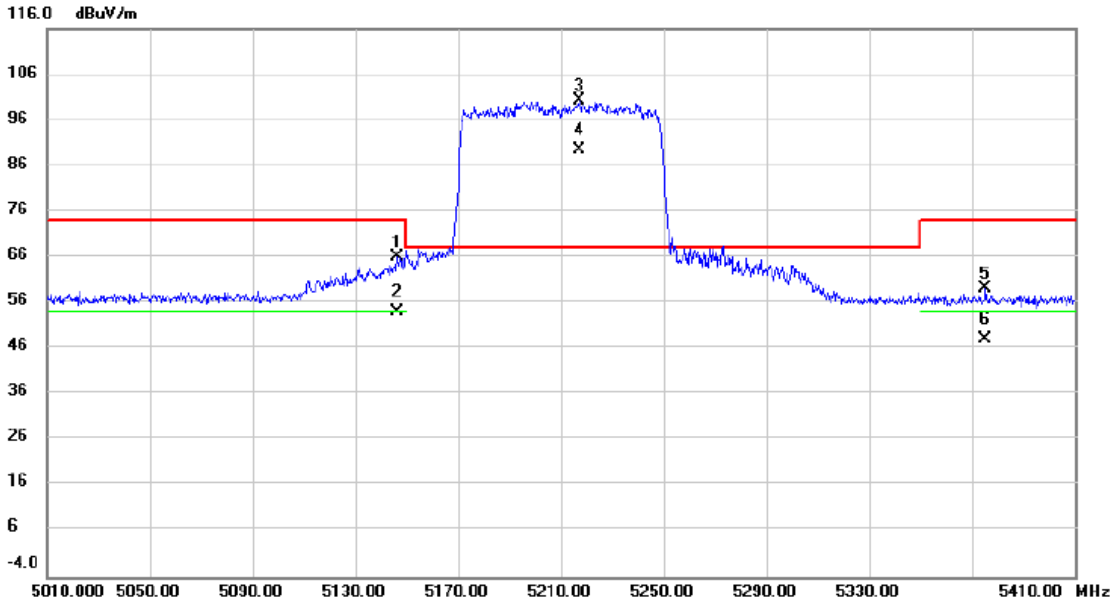

No.	Mk.	Freq.	Reading Level	Correct Factor	Measure-ment	Limit	Over		
		MHz	dBuV	dB	dBuV/m	dBuV/m	dB	Detector	Comment
1		5146.000	64.58	1.37	65.95	74.00	-8.05	peak	
2		5146.000	52.55	1.37	53.92	54.00	-0.08	AVG	
3	*	5217.200	98.92	1.41	100.33	68.20	32.13	peak	No Limit
4	X	5217.200	88.05	1.41	89.46	68.20	21.26	AVG	No Limit
5		5375.200	57.63	1.50	59.13	74.00	-14.87	peak	
6		5375.200	46.42	1.50	47.92	54.00	-6.08	AVG	

REMARKS:
(1) Measurement Value = Reading Level + Correct Factor.
(2) Margin Level = Measurement Value - Limit Value.

Test Mode	IEEE 802.11ax (HE80)	Test Date	2024/8/22
Test Frequency	5290MHz	Polarization	Vertical

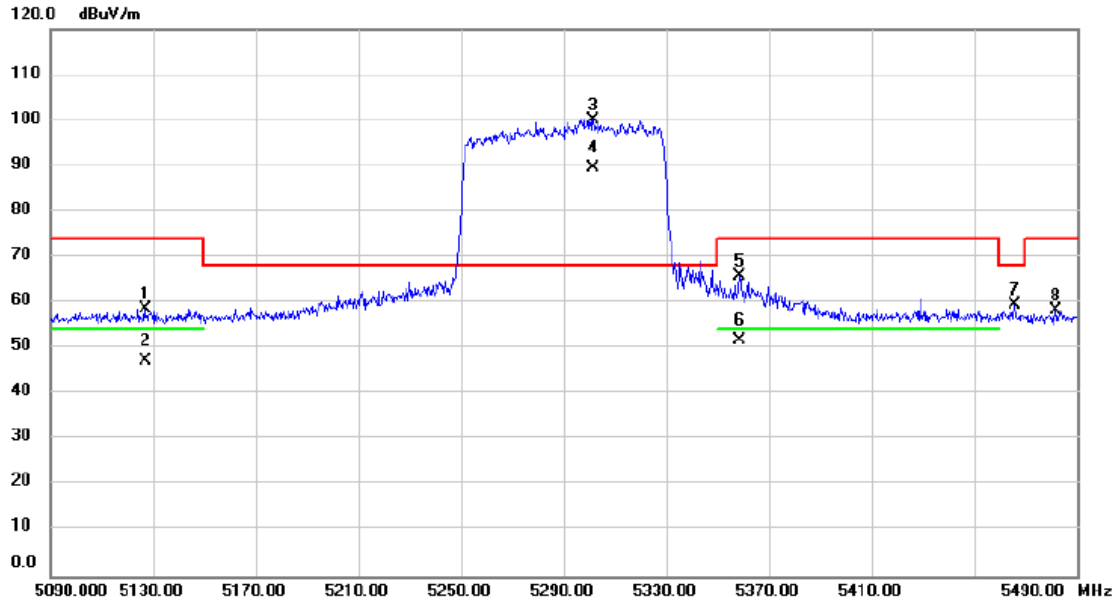

No.	Mk.	Freq.	Reading Level	Correct Factor	Measure-ment	Limit	Over		
		MHz	dBuV	dB	dBuV/m	dBuV/m	dB	Detector	Comment
1		5126.800	57.36	1.36	58.72	74.00	-15.28	peak	
2		5126.800	45.98	1.36	47.34	54.00	-6.66	AVG	
3	*	5301.600	98.57	1.47	100.04	68.20	31.84	peak	No Limit
4	X	5301.600	87.97	1.47	89.44	68.20	21.24	AVG	No Limit
5		5358.400	64.28	1.50	65.78	74.00	-8.22	peak	
6		5358.400	50.26	1.50	51.76	54.00	-2.24	AVG	
7		5465.600	58.08	1.56	59.64	68.20	-8.56	peak	
8		5481.600	56.93	1.57	58.50	74.00	-15.50	peak	

REMARKS:
(1) Measurement Value = Reading Level + Correct Factor.
(2) Margin Level = Measurement Value - Limit Value.

Test Mode	IEEE 802.11ax (HE80)	Test Date	2024/8/22
Test Frequency	5530MHz	Polarization	Vertical

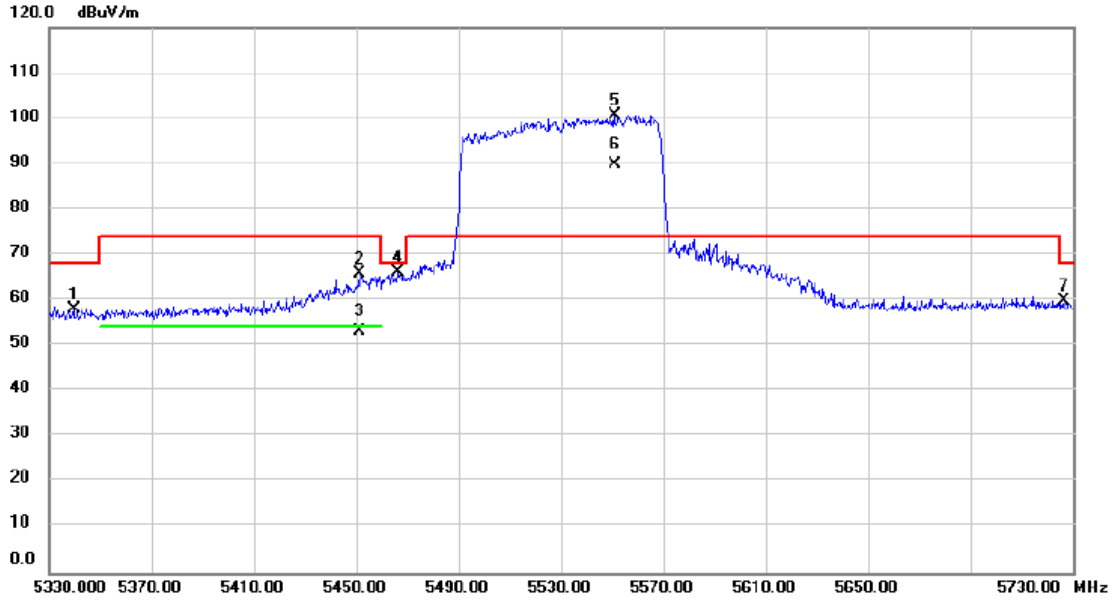

No.	Mk.	Freq.	Reading Level	Correct Factor	Measure-ment	Limit	Over		
		MHz	dBuV	dB	dBuV/m	dBuV/m	dB	Detector	Comment
1		5339.600	56.65	1.49	58.14	68.20	-10.06	peak	
2		5451.200	64.42	1.55	65.97	74.00	-8.03	peak	
3		5451.200	51.81	1.55	53.36	54.00	-0.64	AVG	
4		5466.400	64.68	1.56	66.24	68.20	-1.96	peak	
5	*	5550.800	98.93	1.74	100.67	74.00	26.67	peak	No Limit
6	X	5550.800	88.08	1.74	89.82	74.00	15.82	AVG	No Limit
7		5726.400	57.49	2.33	59.82	68.20	-8.38	peak	

REMARKS:
(1) Measurement Value = Reading Level + Correct Factor.
(2) Margin Level = Measurement Value - Limit Value.

Test Mode	IEEE 802.11ax (HE80)	Test Date	2024/8/22
Test Frequency	5610MHz	Polarization	Vertical

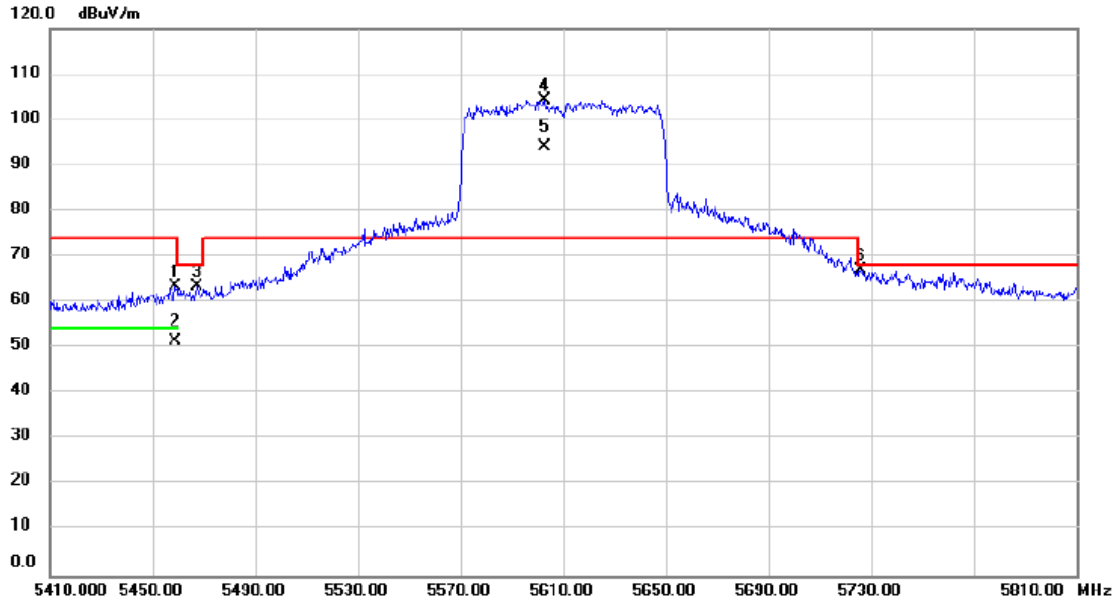

No.	Mk.	Freq.	Reading Level	Correct Factor	Measure-ment	Limit	Over		
		MHz	dBuV	dB	dBuV/m	dBuV/m	dB	Detector	Comment
1		5458.800	61.93	1.55	63.48	74.00	-10.52	peak	
2		5458.800	50.00	1.55	51.55	54.00	-2.45	AVG	
3		5467.200	61.77	1.56	63.33	68.20	-4.87	peak	
4	*	5602.800	102.27	1.92	104.19	74.00	30.19	peak	No Limit
5	X	5602.800	92.05	1.92	93.97	74.00	19.97	AVG	No Limit
6		5726.000	64.62	2.33	66.95	68.20	-1.25	peak	

REMARKS:
(1) Measurement Value = Reading Level + Correct Factor.
(2) Margin Level = Measurement Value - Limit Value.

Test Mode	IEEE 802.11ax (HE80)	Test Date	2024/8/22
Test Frequency	5775Hz	Polarization	Vertical

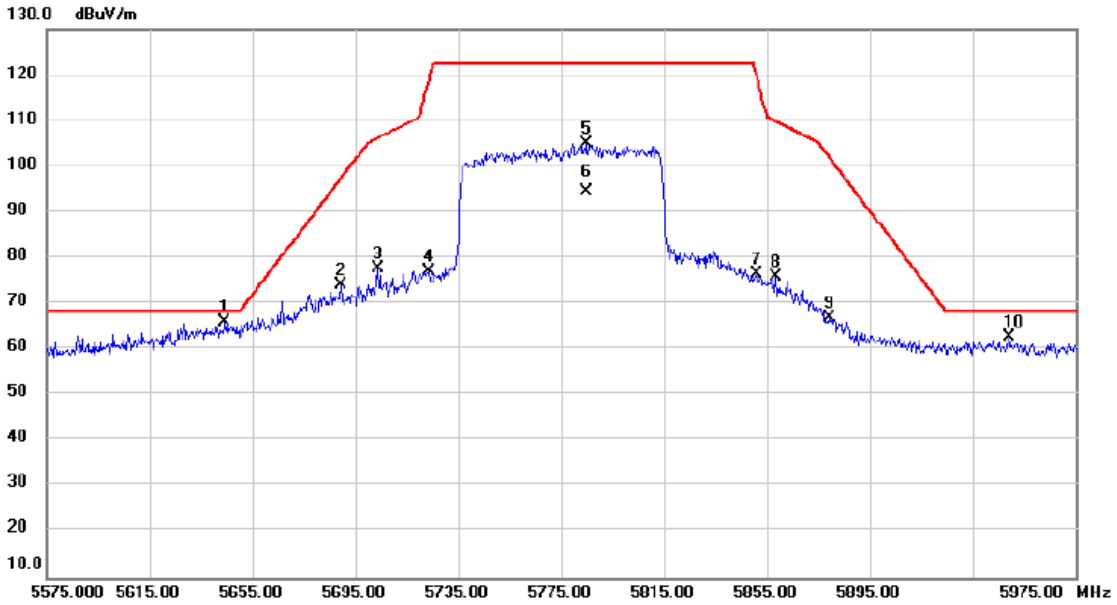

No.	Mk.	Freq.	Reading Level	Correct Factor	Measure-ment	Limit	Over		
		MHz	dBuV	dB	dBuV/m	dBuV/m	dB	Detector	Comment
1	*	5644.200	63.92	2.06	65.98	68.20	-2.22	peak	
2		5689.400	71.90	2.21	74.11	97.38	-23.27	peak	
3		5703.800	75.28	2.25	77.53	106.27	-28.74	peak	
4		5723.400	74.72	2.31	77.03	118.55	-41.52	peak	
5		5785.000	102.46	2.52	104.98	122.20	-17.22	peak	No Limit
6		5785.000	91.99	2.52	94.51	122.20	-27.69	AVG	No Limit
7		5851.000	73.63	2.73	76.36	119.92	-43.56	peak	
8		5858.600	73.03	2.75	75.78	109.79	-34.01	peak	
9		5879.000	64.00	2.82	66.82	102.23	-35.41	peak	
10		5949.400	59.50	3.06	62.56	68.20	-5.64	peak	

REMARKS:
(1) Measurement Value = Reading Level + Correct Factor.
(2) Margin Level = Measurement Value - Limit Value.

Test Mode	IEEE 802.11a	Test Date	2024/8/22
Test Frequency	5180MHz	Polarization	Vertical

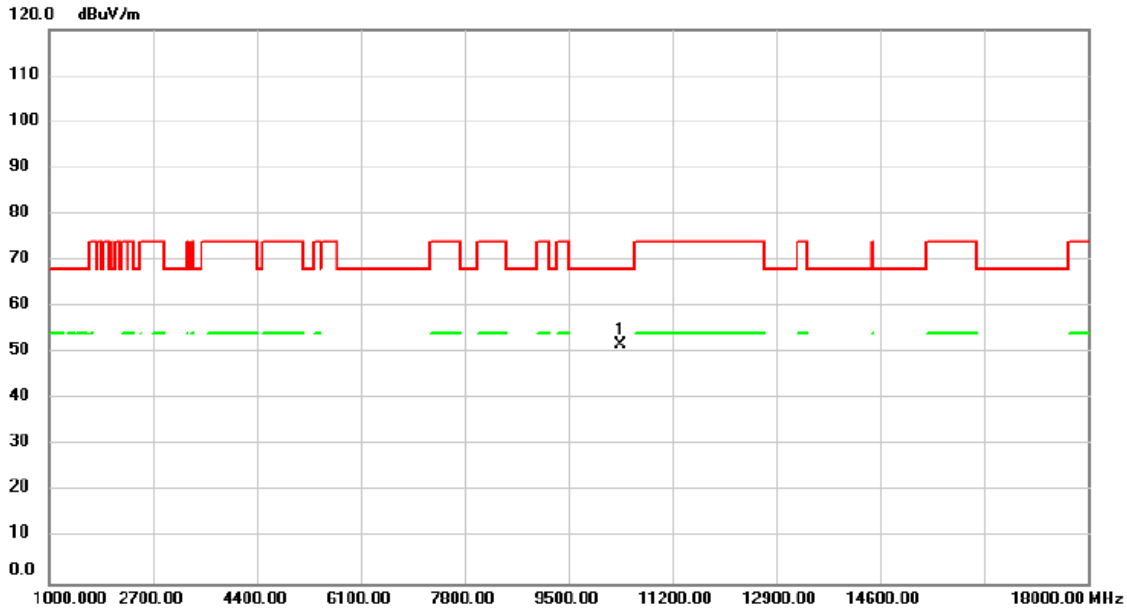

No.	Mk.	Freq.	Reading Level	Correct Factor	Measure-ment	Limit	Over		
		MHz	dBuV	dB	dBuV/m	dBuV/m	dB	Detector	Comment
1	*	10360.00	44.89	6.76	51.65	68.20	-16.55	peak	

REMARKS:
(1) Measurement Value = Reading Level + Correct Factor.
(2) Margin Level = Measurement Value - Limit Value.

Test Mode	IEEE 802.11a	Test Date	2024/8/22
Test Frequency	5180MHz	Polarization	Horizontal

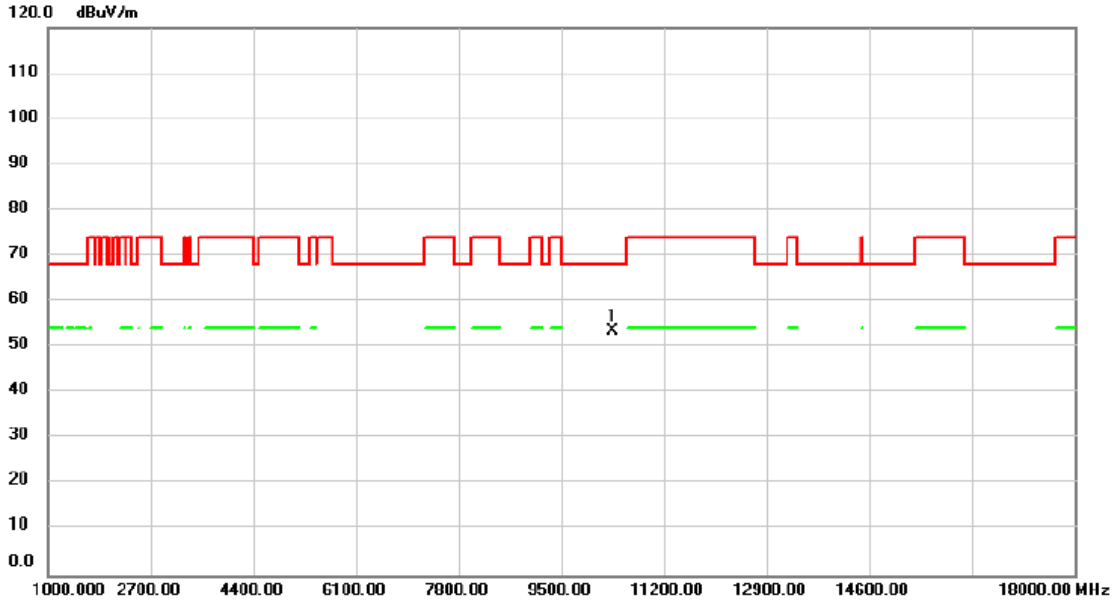

No.	Mk.	Freq.	Reading Level	Correct Factor	Measure-ment	Limit	Over		
		MHz	dBuV	dB	dBuV/m	dBuV/m	dB	Detector	Comment
1	*	10360.00	46.66	6.76	53.42	68.20	-14.78	peak	

REMARKS:
(1) Measurement Value = Reading Level + Correct Factor.
(2) Margin Level = Measurement Value - Limit Value.

Test Mode	IEEE 802.11a	Test Date	2024/8/22
Test Frequency	5200MHz	Polarization	Vertical

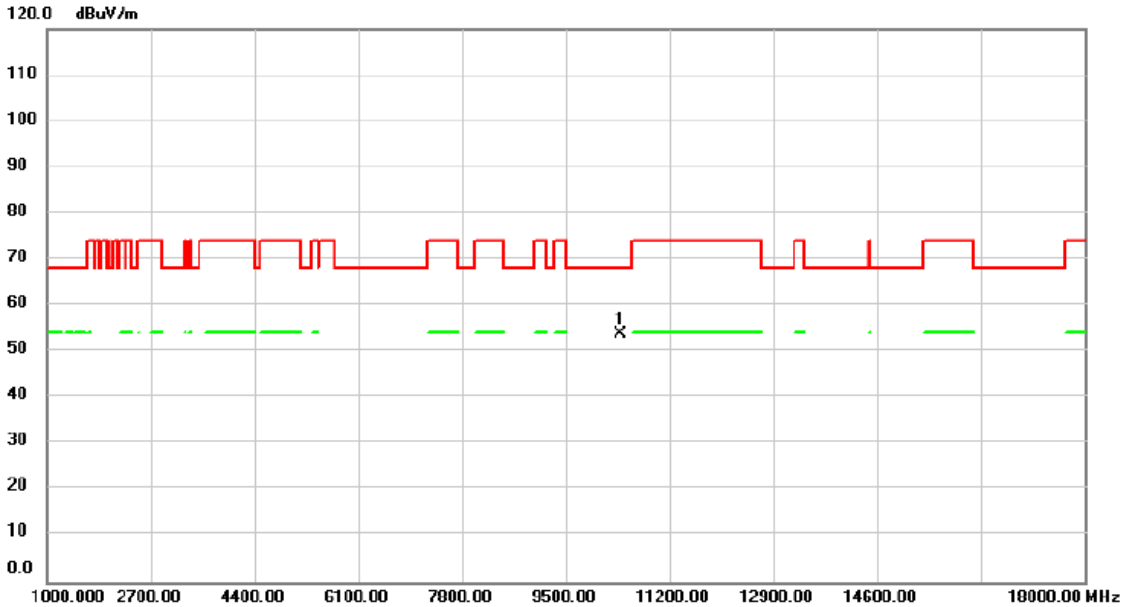

No.	Mk.	Freq.	Reading Level	Correct Factor	Measure-ment	Limit	Over		
		MHz	dBuV	dB	dBuV/m	dBuV/m	dB	Detector	Comment
1	*	10400.00	47.01	6.78	53.79	68.20	-14.41	peak	

REMARKS:
(1) Measurement Value = Reading Level + Correct Factor.
(2) Margin Level = Measurement Value - Limit Value.

Test Mode	IEEE 802.11a	Test Date	2024/8/22
Test Frequency	5200MHz	Polarization	Horizontal

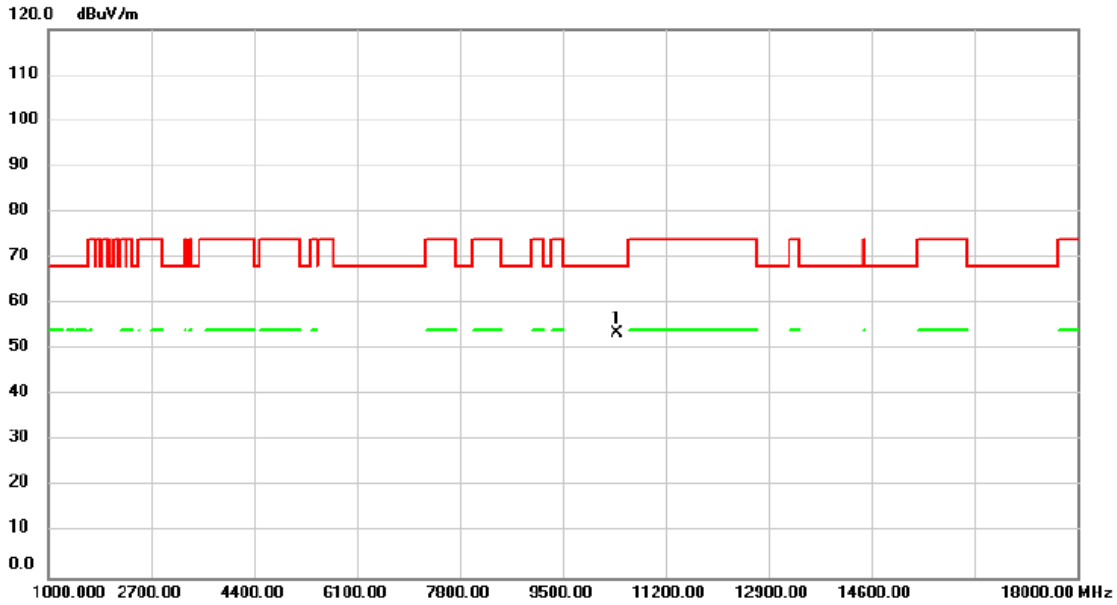

No.	Mk.	Freq.	Reading Level	Correct Factor	Measure-ment	Limit	Over		
		MHz	dBuV	dB	dBuV/m	dBuV/m	dB	Detector	Comment
1	*	10400.00	46.63	6.78	53.41	68.20	-14.79	peak	

REMARKS:
(1) Measurement Value = Reading Level + Correct Factor.
(2) Margin Level = Measurement Value - Limit Value.

Test Mode	IEEE 802.11a	Test Date	2024/8/22
Test Frequency	5240MHz	Polarization	Vertical

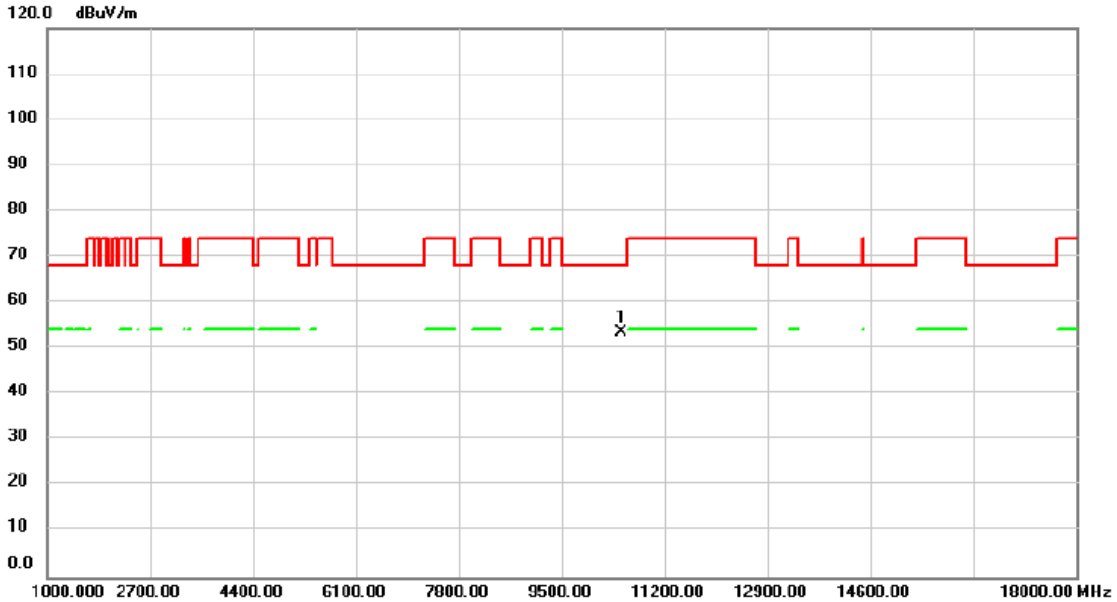

No.	Mk.	Freq.	Reading Level	Correct Factor	Measure-ment	Limit	Over		
		MHz	dBuV	dB	dBuV/m	dBuV/m	dB	Detector	Comment
1	*	10480.00	46.65	6.81	53.46	68.20	-14.74	peak	

REMARKS:
(1) Measurement Value = Reading Level + Correct Factor.
(2) Margin Level = Measurement Value - Limit Value.

Test Mode	IEEE 802.11a	Test Date	2024/8/22
Test Frequency	5240MHz	Polarization	Horizontal

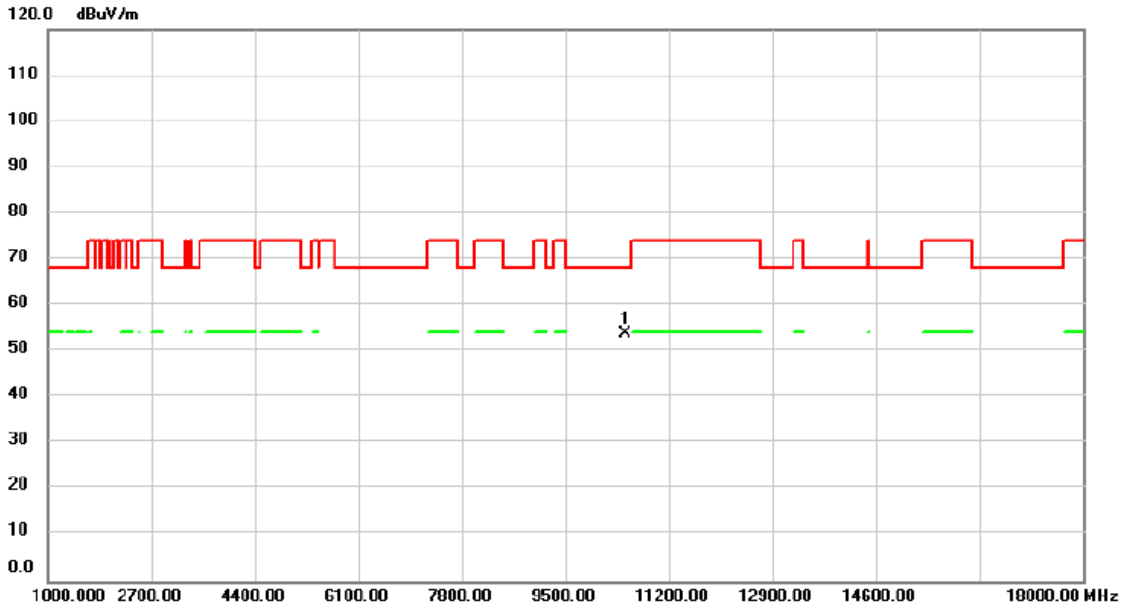

No.	Mk.	Freq.	Reading Level	Correct Factor	Measure-ment	Limit	Over		
		MHz	dBuV	dB	dBuV/m	dBuV/m	dB	Detector	Comment
1	*	10480.00	47.02	6.81	53.83	68.20	-14.37	peak	

REMARKS:
(1) Measurement Value = Reading Level + Correct Factor.
(2) Margin Level = Measurement Value - Limit Value.

Test Mode	IEEE 802.11a	Test Date	2024/8/22
Test Frequency	5260MHz	Polarization	Vertical

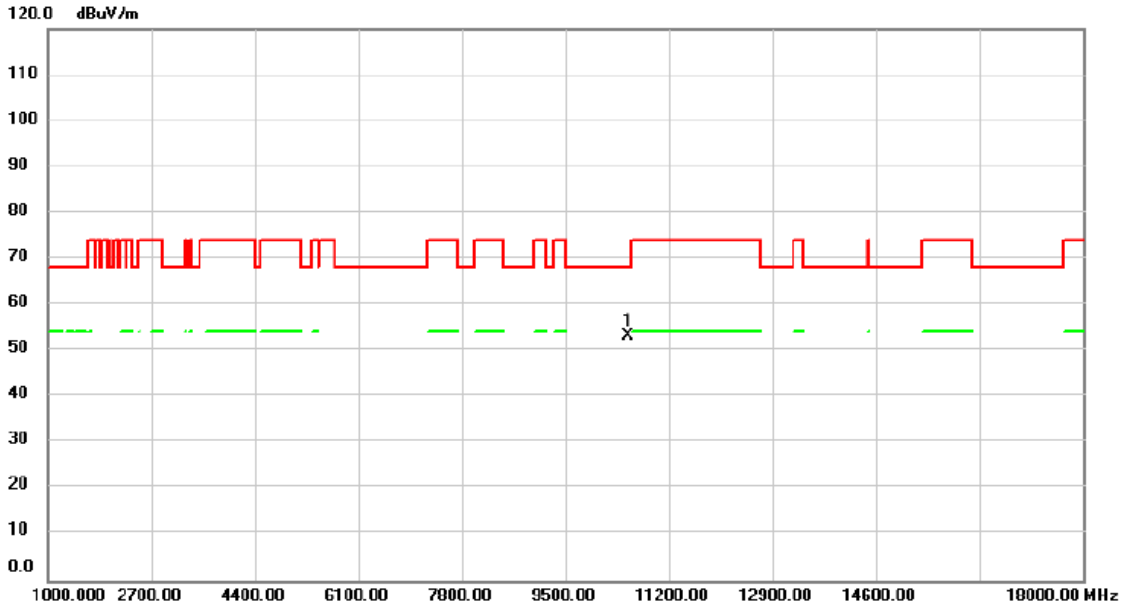

No.	Mk.	Freq.	Reading Level	Correct Factor	Measure-ment	Limit	Over		
		MHz	dBuV	dB	dBuV/m	dBuV/m	dB	Detector	Comment
1	*	10520.00	46.47	6.82	53.29	68.20	-14.91	peak	

REMARKS:
(1) Measurement Value = Reading Level + Correct Factor.
(2) Margin Level = Measurement Value - Limit Value.

Test Mode	IEEE 802.11a	Test Date	2024/8/22
Test Frequency	5260MHz	Polarization	Horizontal

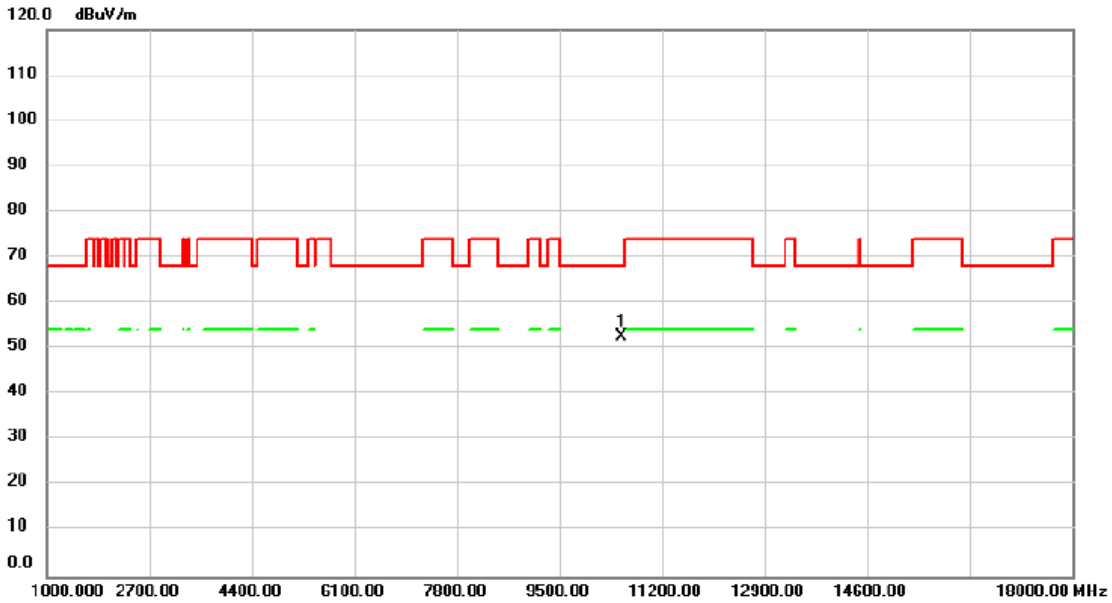

No.	Mk.	Freq.	Reading Level	Correct Factor	Measure-ment	Limit	Over		
		MHz	dBuV	dB	dBuV/m	dBuV/m	dB	Detector	Comment
1	*	10520.00	45.87	6.82	52.69	68.20	-15.51	peak	

REMARKS:
(1) Measurement Value = Reading Level + Correct Factor.
(2) Margin Level = Measurement Value - Limit Value.

Test Mode	IEEE 802.11a	Test Date	2024/8/22
Test Frequency	5300MHz	Polarization	Vertical

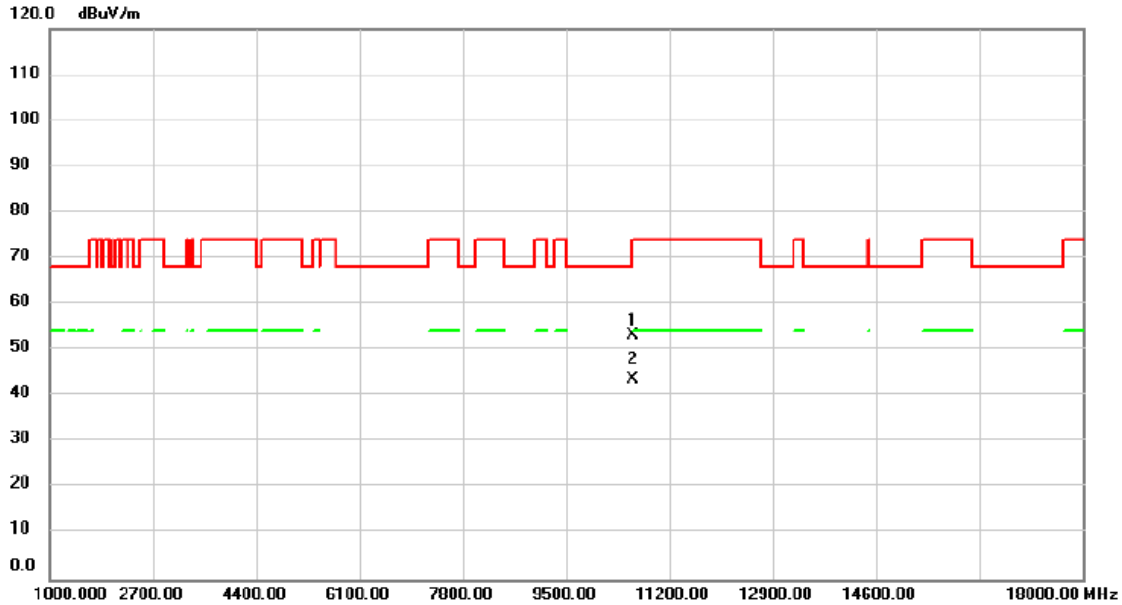

No.	Mk.	Freq.	Reading Level	Correct Factor	Measure-ment	Limit	Over		
		MHz	dBuV	dB	dBuV/m	dBuV/m	dB	Detector	Comment
1		10600.00	46.38	6.87	53.25	68.20	-14.95	peak	
2	*	10600.00	36.74	6.87	43.61	54.00	-10.39	AVG	

REMARKS:
(1) Measurement Value = Reading Level + Correct Factor.
(2) Margin Level = Measurement Value - Limit Value.

Test Mode	IEEE 802.11a	Test Date	2024/8/22
Test Frequency	5300MHz	Polarization	Horizontal

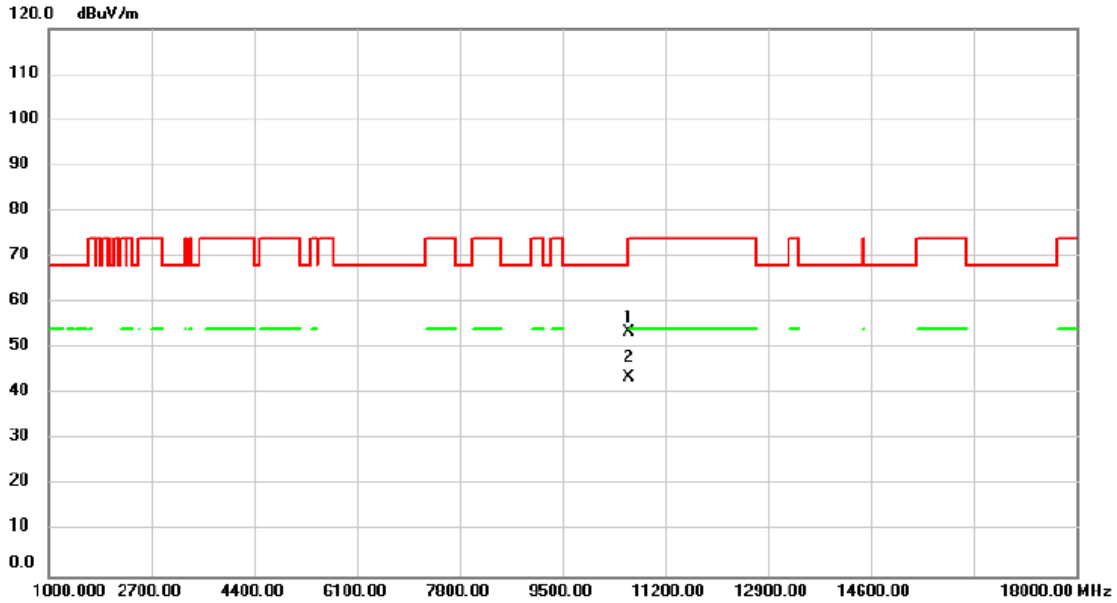

No.	Mk.	Freq.	Reading Level	Correct Factor	Measure-ment	Limit	Over		
		MHz	dBuV	dB	dBuV/m	dBuV/m	dB	Detector	Comment
1		10600.00	46.65	6.87	53.52	68.20	-14.68	peak	
2	*	10600.00	36.76	6.87	43.63	54.00	-10.37	AVG	

REMARKS:
(1) Measurement Value = Reading Level + Correct Factor.
(2) Margin Level = Measurement Value - Limit Value.

Test Mode	IEEE 802.11a	Test Date	2024/8/22
Test Frequency	5320MHz	Polarization	Vertical

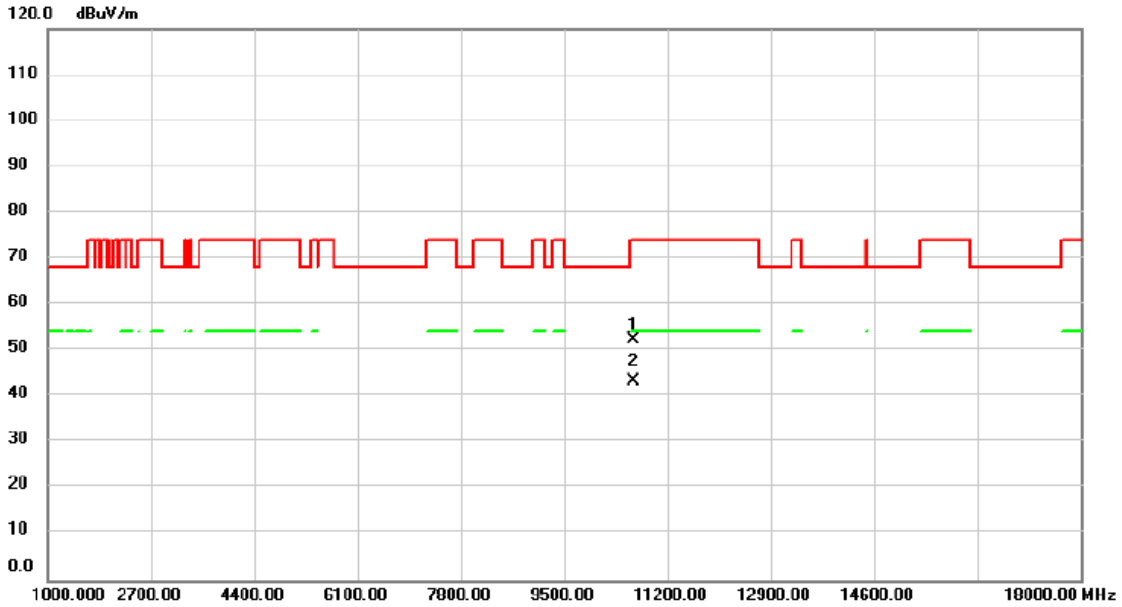

No.	Mk.	Freq.	Reading Level	Correct Factor	Measure-ment	Limit	Over		
		MHz	dBuV	dB	dBuV/m	dBuV/m	dB	Detector	Comment
1		10640.00	45.48	6.89	52.37	74.00	-21.63	peak	
2	*	10640.00	36.55	6.89	43.44	54.00	-10.56	AVG	

REMARKS:
(1) Measurement Value = Reading Level + Correct Factor.
(2) Margin Level = Measurement Value - Limit Value.

Test Mode	IEEE 802.11a	Test Date	2024/8/22
Test Frequency	5320MHz	Polarization	Horizontal

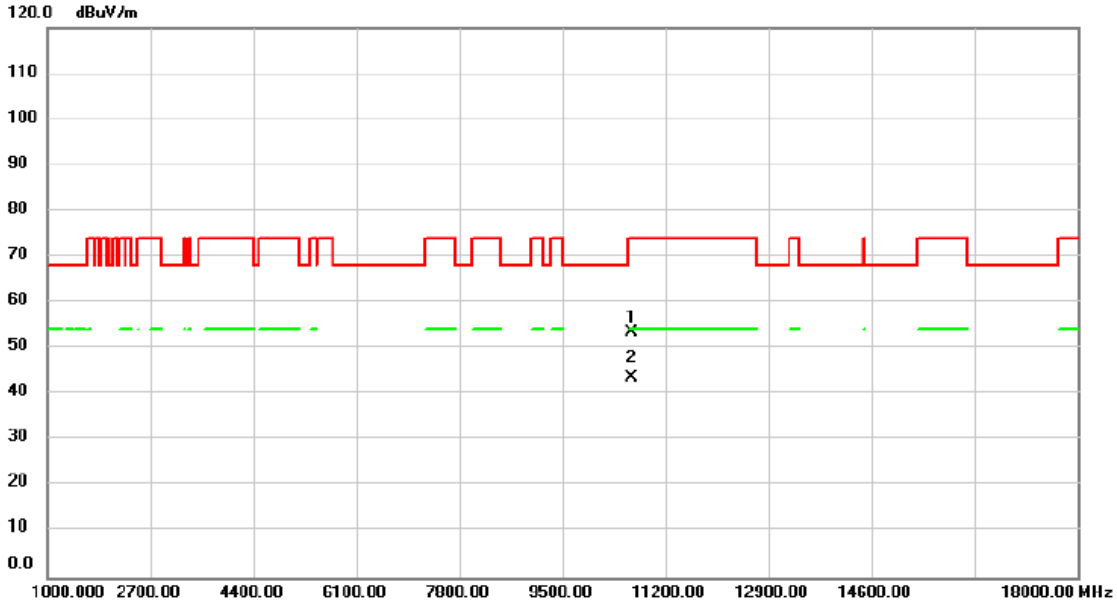

No.	Mk.	Freq.	Reading Level	Correct Factor	Measure-ment	Limit	Over		
		MHz	dBuV	dB	dBuV/m	dBuV/m	dB	Detector	Comment
1		10640.00	46.63	6.89	53.52	74.00	-20.48	peak	
2	*	10640.00	36.68	6.89	43.57	54.00	-10.43	AVG	

REMARKS:
(1) Measurement Value = Reading Level + Correct Factor.
(2) Margin Level = Measurement Value - Limit Value.

Test Mode	IEEE 802.11a	Test Date	2024/8/22
Test Frequency	5500MHz	Polarization	Vertical

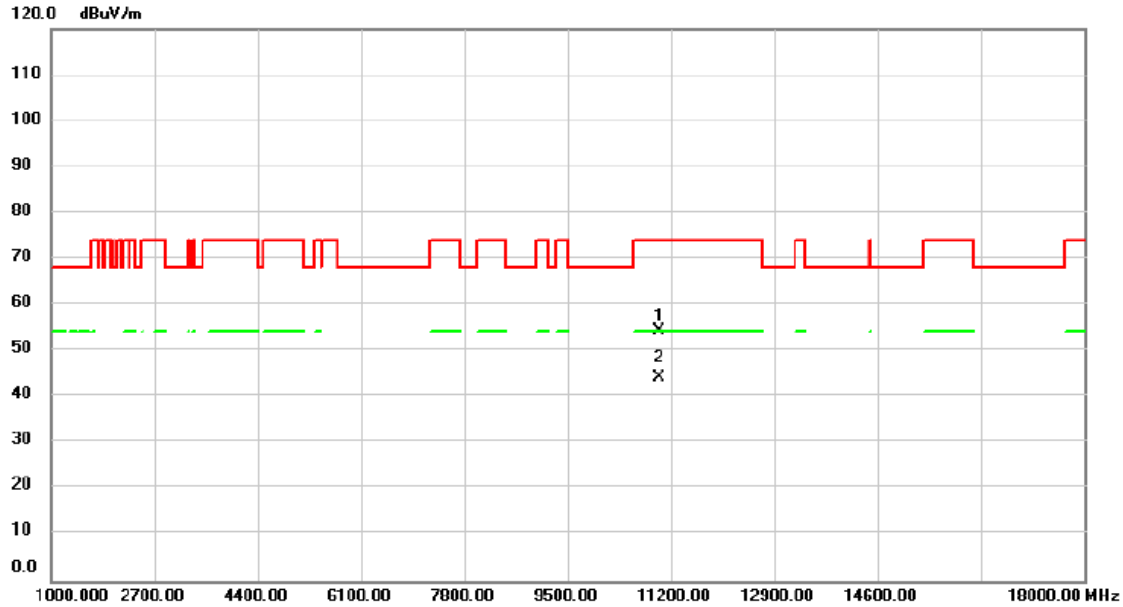

No.	Mk.	Freq.	Reading Level	Correct Factor	Measure-ment	Limit	Over		
		MHz	dBuV	dB	dBuV/m	dBuV/m	dB	Detector	Comment
1		11000.00	47.48	7.09	54.57	74.00	-19.43	peak	
2	*	11000.00	37.10	7.09	44.19	54.00	-9.81	AVG	

REMARKS:
(1) Measurement Value = Reading Level + Correct Factor.
(2) Margin Level = Measurement Value - Limit Value.

Test Mode	IEEE 802.11a	Test Date	2024/8/22
Test Frequency	5500MHz	Polarization	Horizontal

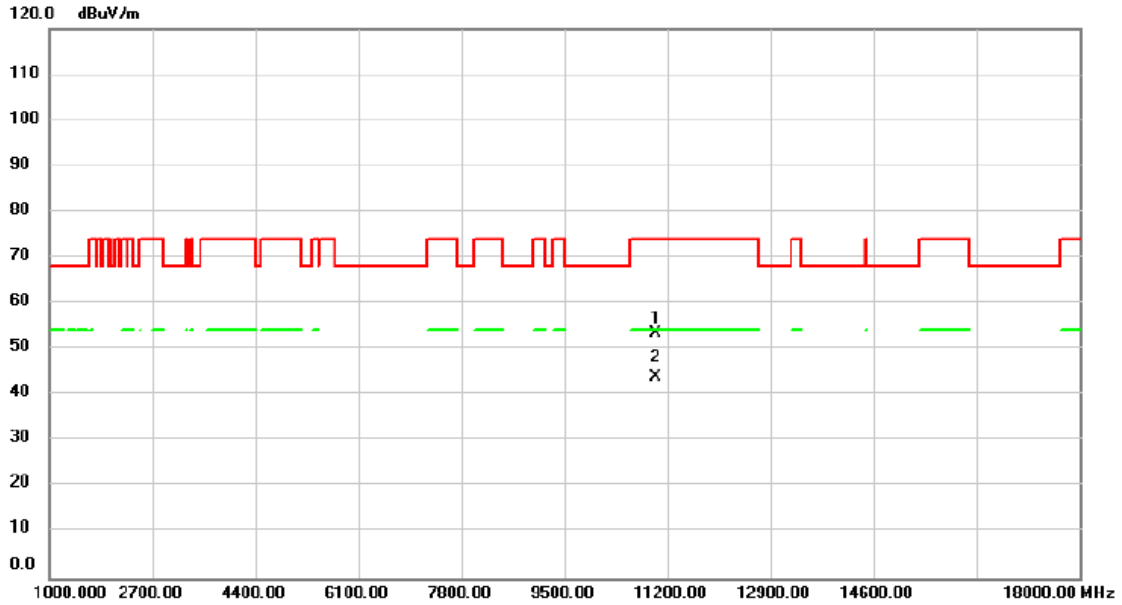

No.	Mk.	Freq.	Reading Level	Correct Factor	Measure-ment	Limit	Over		
		MHz	dBuV	dB	dBuV/m	dBuV/m	dB	Detector	Comment
1		11000.00	46.39	7.09	53.48	74.00	-20.52	peak	
2	*	11000.00	36.79	7.09	43.88	54.00	-10.12	AVG	

REMARKS:
(1) Measurement Value = Reading Level + Correct Factor.
(2) Margin Level = Measurement Value - Limit Value.

Test Mode	IEEE 802.11a	Test Date	2024/8/22
Test Frequency	5580MHz	Polarization	Vertical

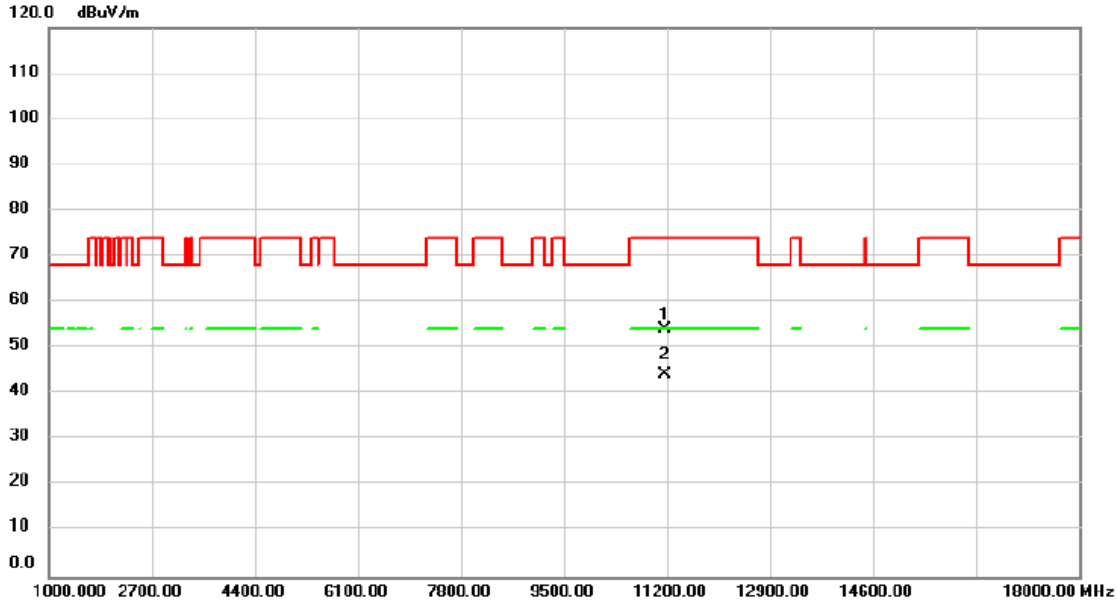

No.	Mk.	Freq.	Reading Level	Correct Factor	Measure-ment	Limit	Over		
		MHz	dBuV	dB	dBuV/m	dBuV/m	dB	Detector	Comment
1		11160.00	46.97	7.25	54.22	74.00	-19.78	peak	
2	*	11160.00	36.88	7.25	44.13	54.00	-9.87	AVG	

REMARKS:
(1) Measurement Value = Reading Level + Correct Factor.
(2) Margin Level = Measurement Value - Limit Value.

Test Mode	IEEE 802.11a	Test Date	2024/8/22
Test Frequency	5580MHz	Polarization	Horizontal

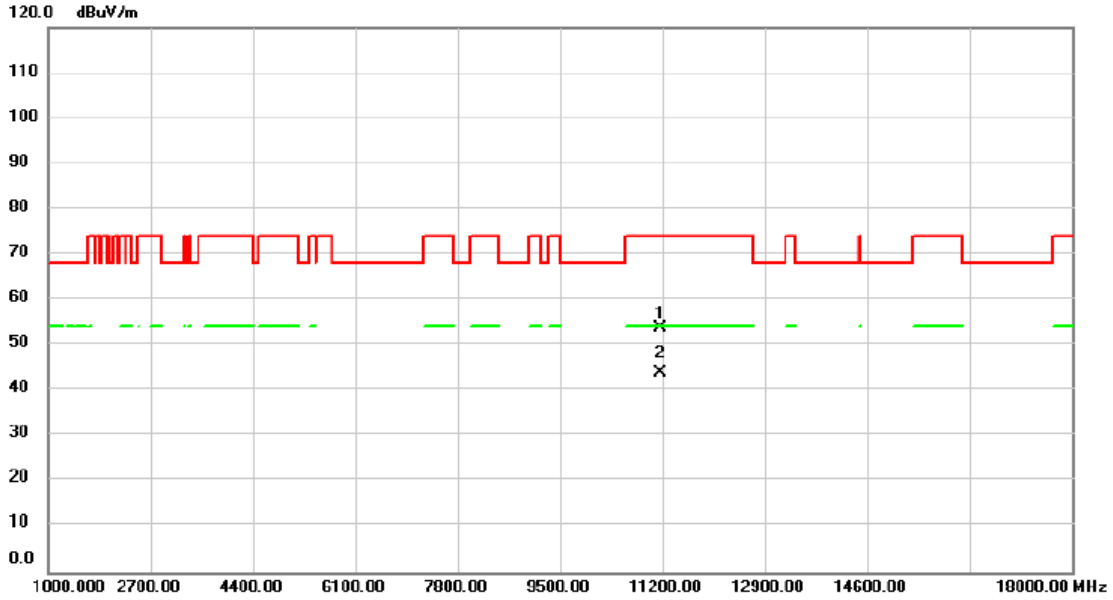

No.	Mk.	Freq.	Reading Level	Correct Factor	Measure-ment	Limit	Over		
		MHz	dBuV	dB	dBuV/m	dBuV/m	dB	Detector	Comment
1		11160.00	46.56	7.25	53.81	74.00	-20.19	peak	
2	*	11160.00	36.79	7.25	44.04	54.00	-9.96	AVG	

REMARKS:
(1) Measurement Value = Reading Level + Correct Factor.
(2) Margin Level = Measurement Value - Limit Value.

Test Mode	IEEE 802.11a	Test Date	2024/8/22
Test Frequency	5700MHz	Polarization	Vertical

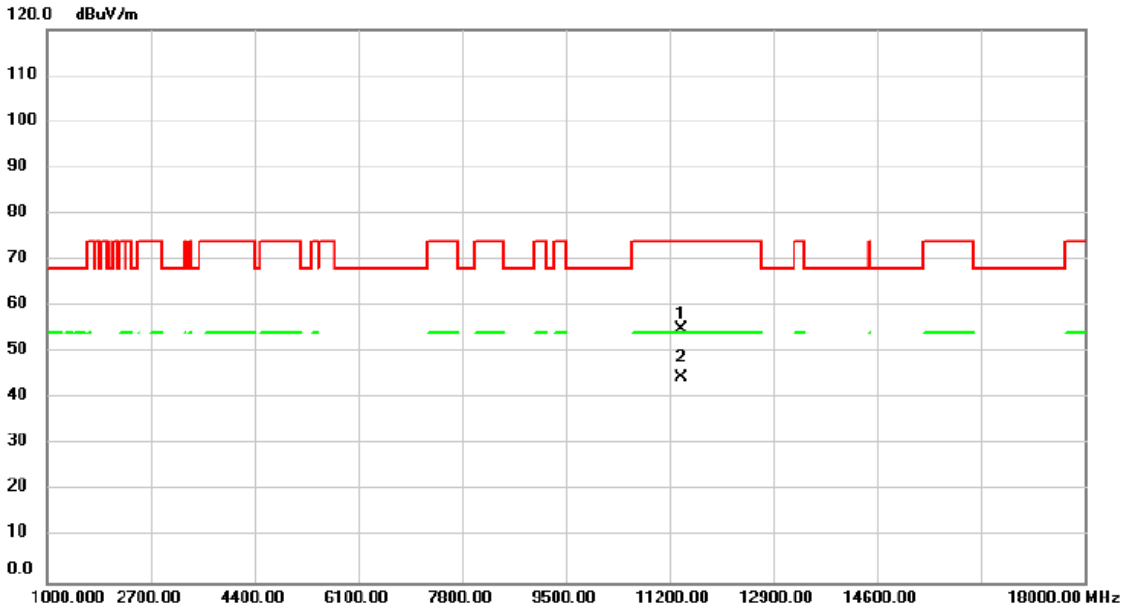

No.	Mk.	Freq.	Reading Level	Correct Factor	Measure-ment	Limit	Over		
		MHz	dBuV	dB	dBuV/m	dBuV/m	dB	Detector	Comment
1		11400.00	47.49	7.48	54.97	74.00	-19.03	peak	
2	*	11400.00	37.11	7.48	44.59	54.00	-9.41	AVG	

REMARKS:
(1) Measurement Value = Reading Level + Correct Factor.
(2) Margin Level = Measurement Value - Limit Value.

Test Mode	IEEE 802.11a	Test Date	2024/8/22
Test Frequency	5700MHz	Polarization	Horizontal

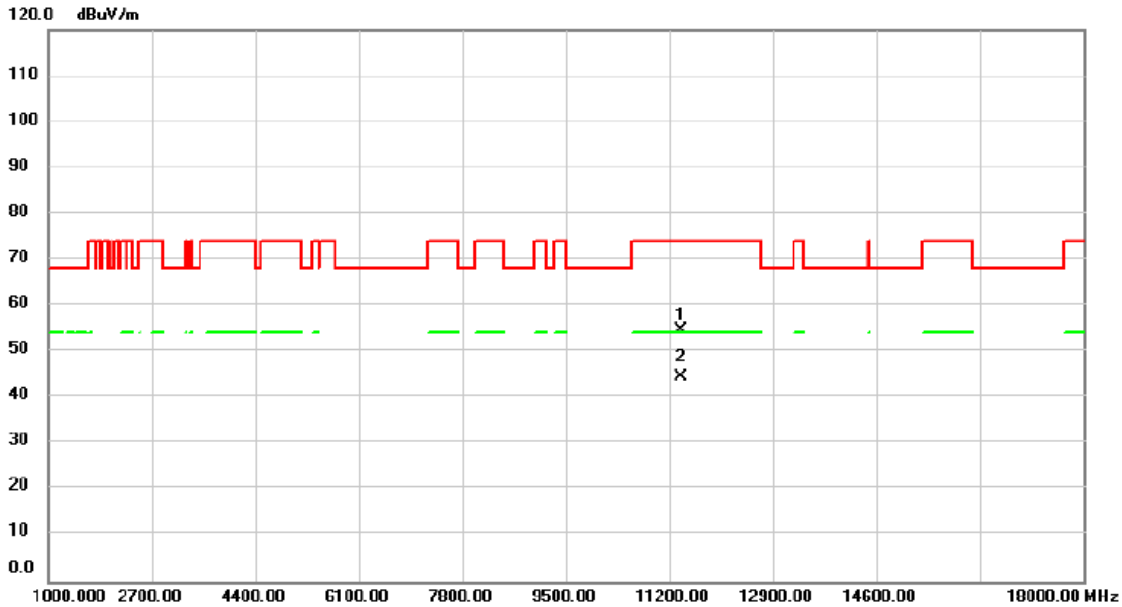

No.	Mk.	Freq.	Reading Level	Correct Factor	Measure-ment	Limit	Over		
		MHz	dBuV	dB	dBuV/m	dBuV/m	dB	Detector	Comment
1		11400.00	47.17	7.48	54.65	74.00	-19.35	peak	
2	*	11400.00	36.94	7.48	44.42	54.00	-9.58	AVG	

REMARKS:
(1) Measurement Value = Reading Level + Correct Factor.
(2) Margin Level = Measurement Value - Limit Value.

Test Mode	IEEE 802.11a	Test Date	2024/8/22
Test Frequency	5745MHz	Polarization	Vertical

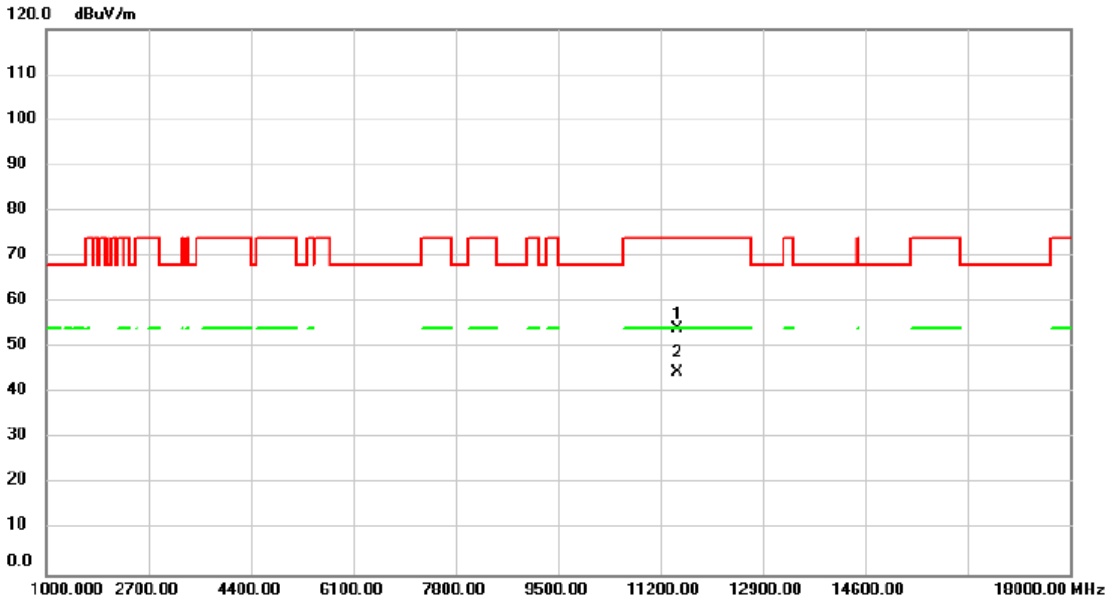

No.	Mk.	Freq.	Reading Level	Correct Factor	Measure-ment	Limit	Over		
		MHz	dBuV	dB	dBuV/m	dBuV/m	dB	Detector	Comment
1		11490.00	46.52	7.56	54.08	74.00	-19.92	peak	
2	*	11490.00	36.87	7.56	44.43	54.00	-9.57	AVG	

REMARKS:
(1) Measurement Value = Reading Level + Correct Factor.
(2) Margin Level = Measurement Value - Limit Value.

Test Mode	IEEE 802.11a	Test Date	2024/8/22
Test Frequency	5745MHz	Polarization	Horizontal

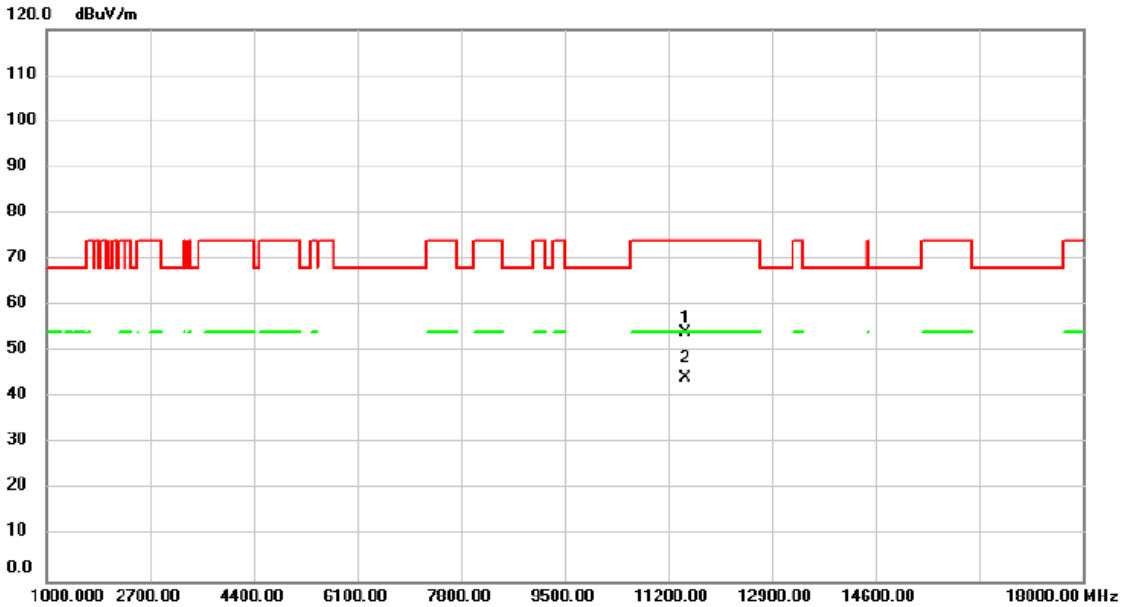

No.	Mk.	Freq.	Reading Level	Correct Factor	Measure-ment	Limit	Over		
		MHz	dBuV	dB	dBuV/m	dBuV/m	dB	Detector	Comment
1		11490.00	46.49	7.56	54.05	74.00	-19.95	peak	
2	*	11490.00	36.75	7.56	44.31	54.00	-9.69	AVG	

REMARKS:
(1) Measurement Value = Reading Level + Correct Factor.
(2) Margin Level = Measurement Value - Limit Value.

Test Mode	IEEE 802.11a	Test Date	2024/8/22
Test Frequency	5785MHz	Polarization	Vertical

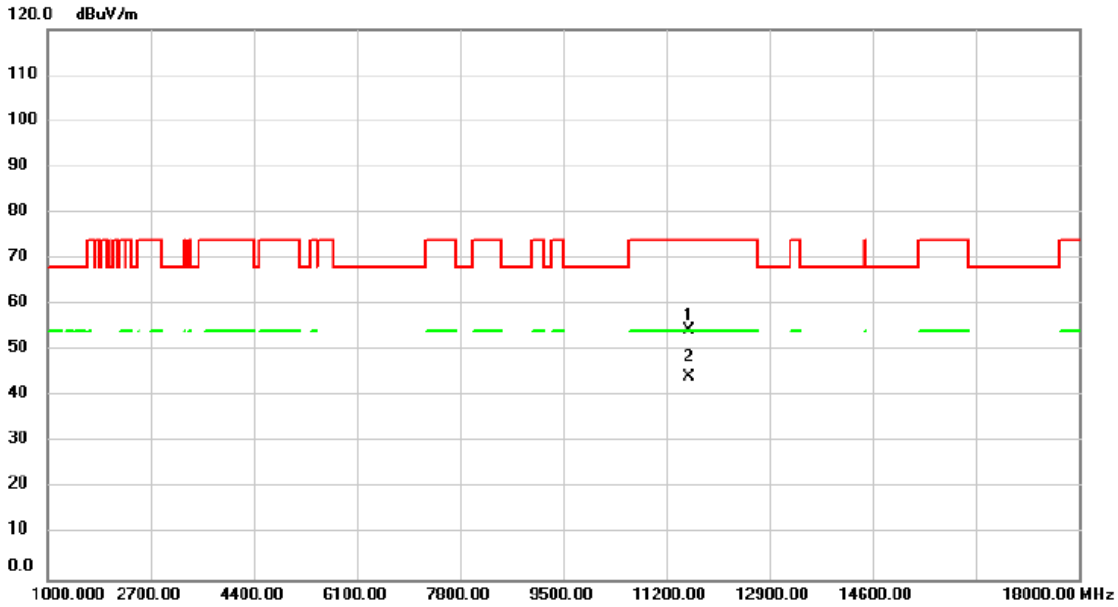

No.	Mk.	Freq.	Reading Level	Correct Factor	Measure-ment	Limit	Over		
		MHz	dBuV	dB	dBuV/m	dBuV/m	dB	Detector	Comment
1		11570.00	46.77	7.59	54.36	74.00	-19.64	peak	
2	*	11570.00	36.67	7.59	44.26	54.00	-9.74	AVG	

REMARKS:
(1) Measurement Value = Reading Level + Correct Factor.
(2) Margin Level = Measurement Value - Limit Value.

Test Mode	IEEE 802.11a	Test Date	2024/8/22
Test Frequency	5785MHz	Polarization	Horizontal

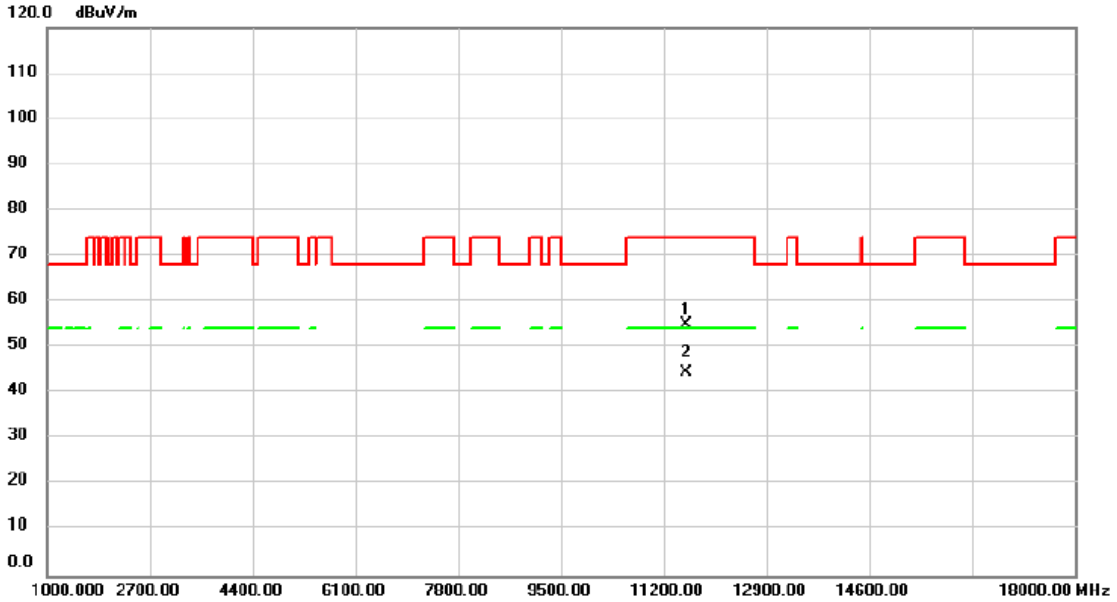

No.	Mk.	Freq.	Reading Level	Correct Factor	Measure-ment	Limit	Over		
		MHz	dBuV	dB	dBuV/m	dBuV/m	dB	Detector	Comment
1		11570.00	47.45	7.59	55.04	74.00	-18.96	peak	
2	*	11570.00	36.98	7.59	44.57	54.00	-9.43	AVG	

REMARKS:
(1) Measurement Value = Reading Level + Correct Factor.
(2) Margin Level = Measurement Value - Limit Value.

Test Mode	IEEE 802.11a	Test Date	2024/8/22
Test Frequency	5825MHz	Polarization	Vertical

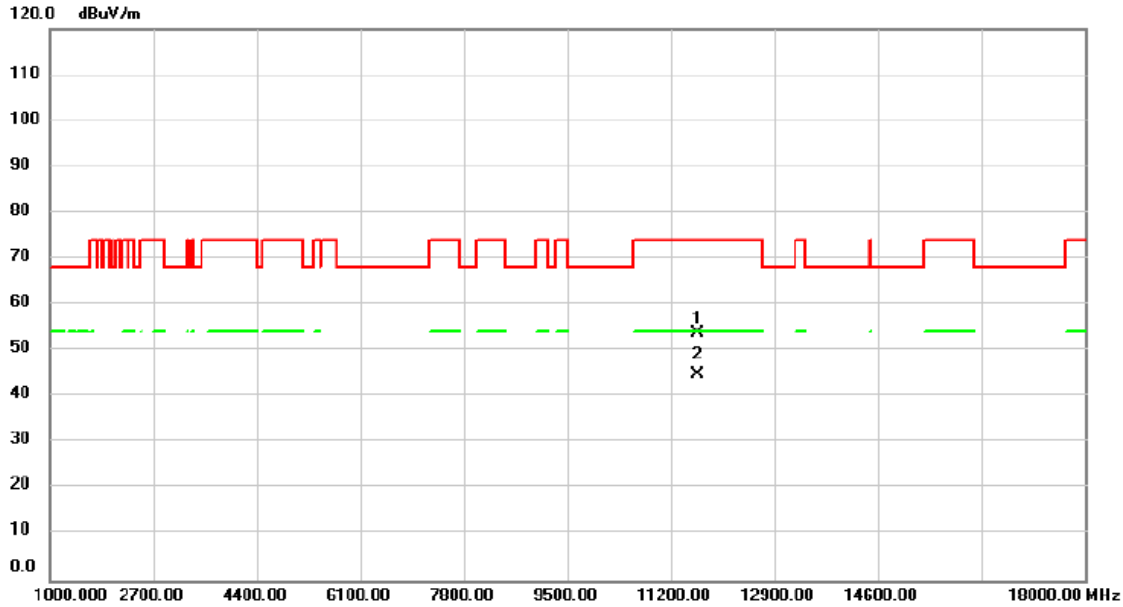

No.	Mk.	Freq.	Reading Level	Correct Factor	Measure-ment	Limit	Over		
		MHz	dBuV	dB	dBuV/m	dBuV/m	dB	Detector	Comment
1		11650.00	46.26	7.62	53.88	74.00	-20.12	peak	
2	*	11650.00	37.09	7.62	44.71	54.00	-9.29	AVG	

REMARKS:
(1) Measurement Value = Reading Level + Correct Factor.
(2) Margin Level = Measurement Value - Limit Value.

Test Mode	IEEE 802.11a	Test Date	2024/8/22
Test Frequency	5825MHz	Polarization	Horizontal

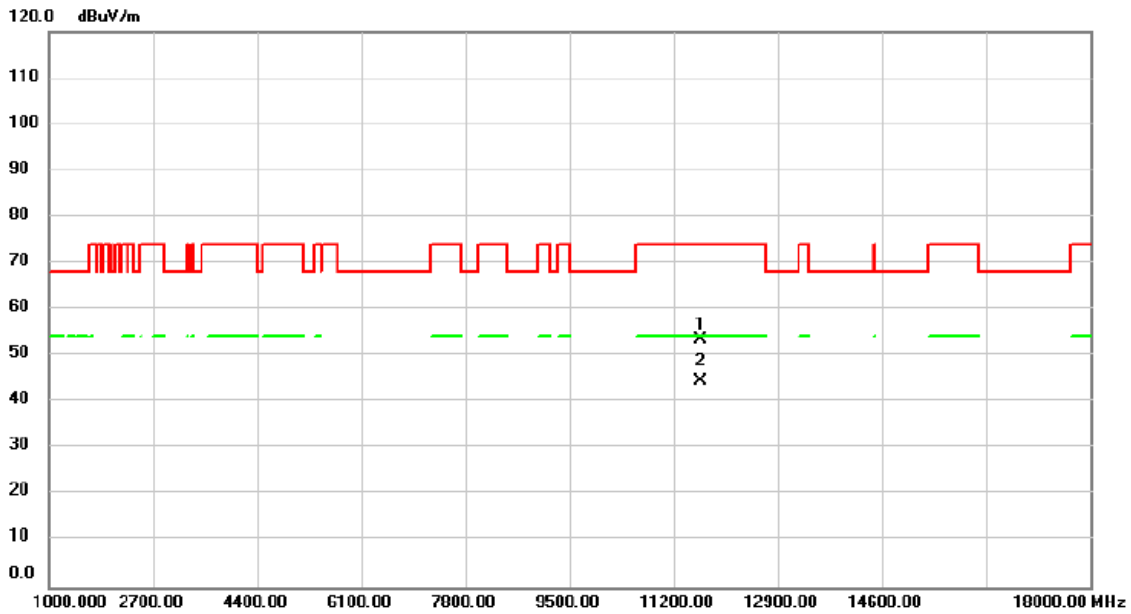

No.	Mk.	Freq.	Reading Level	Correct Factor	Measure-ment	Limit	Over		
		MHz	dBuV	dB	dBuV/m	dBuV/m	dB	Detector	Comment
1		11650.00	45.97	7.62	53.59	74.00	-20.41	peak	
2	*	11650.00	36.96	7.62	44.58	54.00	-9.42	AVG	

REMARKS:
(1) Measurement Value = Reading Level + Correct Factor.
(2) Margin Level = Measurement Value - Limit Value.

Test Mode	IEEE 802.11n (HT20)	Test Date	2024/8/22
Test Frequency	5180MHz	Polarization	Vertical

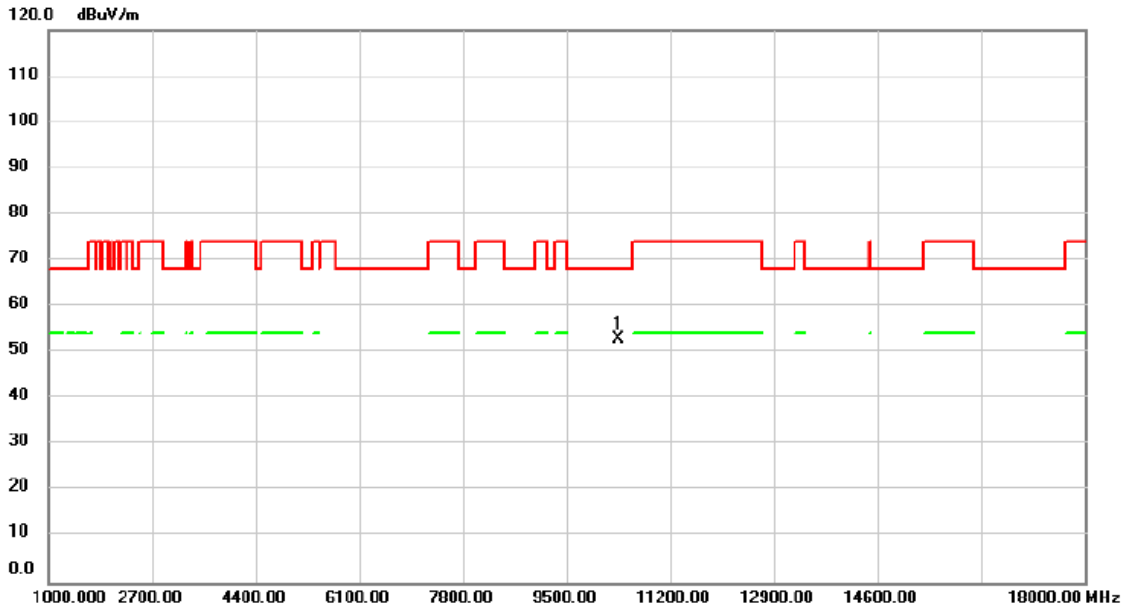

No.	Mk.	Freq.	Reading Level	Correct Factor	Measure-ment	Limit	Over		
		MHz	dBuV	dB	dBuV/m	dBuV/m	dB	Detector	Comment
1	*	10360.00	46.24	6.76	53.00	68.20	-15.20	peak	

REMARKS:
(1) Measurement Value = Reading Level + Correct Factor.
(2) Margin Level = Measurement Value - Limit Value.

Test Mode	IEEE 802.11n (HT20)	Test Date	2024/8/22
Test Frequency	5180MHz	Polarization	Horizontal

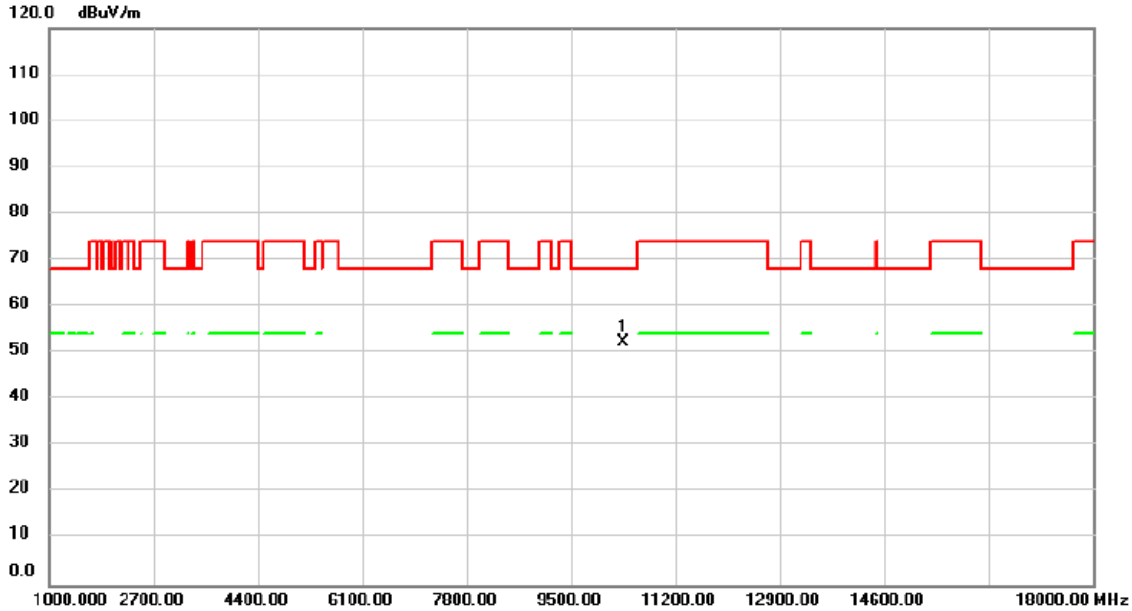

No.	Mk.	Freq.	Reading Level	Correct Factor	Measure-ment	Limit	Over		
		MHz	dBuV	dB	dBuV/m	dBuV/m	dB	Detector	Comment
1	*	10360.00	45.65	6.76	52.41	68.20	-15.79	peak	

REMARKS:
(1) Measurement Value = Reading Level + Correct Factor.
(2) Margin Level = Measurement Value - Limit Value.

Test Mode	IEEE 802.11n (HT20)	Test Date	2024/8/22
Test Frequency	5200MHz	Polarization	Vertical

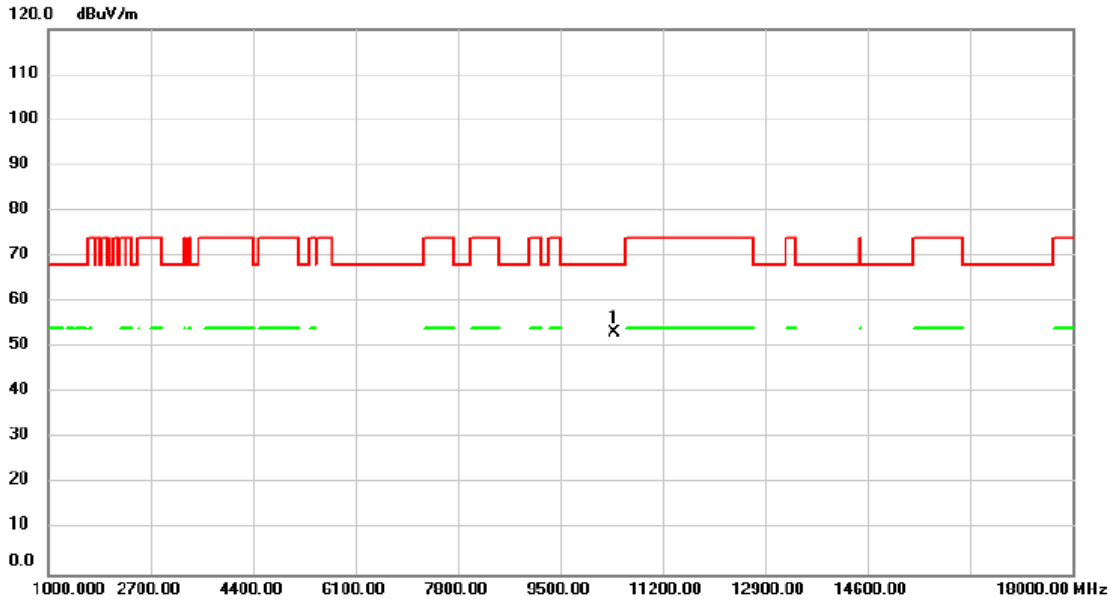

No.	Mk.	Freq.	Reading Level	Correct Factor	Measure-ment	Limit	Over		
		MHz	dBuV	dB	dBuV/m	dBuV/m	dB	Detector	Comment
1	*	10400.00	46.33	6.78	53.11	68.20	-15.09	peak	

REMARKS:
(1) Measurement Value = Reading Level + Correct Factor.
(2) Margin Level = Measurement Value - Limit Value.

Test Mode	IEEE 802.11n (HT20)	Test Date	2024/8/22
Test Frequency	5200MHz	Polarization	Horizontal

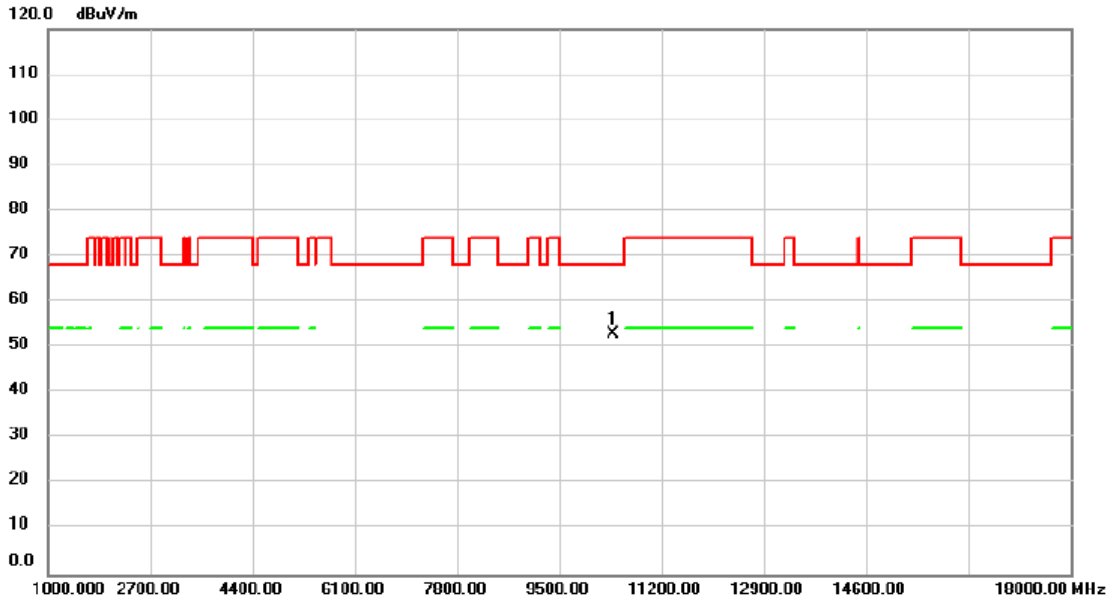

No.	Mk.	Freq.	Reading Level	Correct Factor	Measure-ment	Limit	Over		
		MHz	dBuV	dB	dBuV/m	dBuV/m	dB	Detector	Comment
1	*	10400.00	46.27	6.78	53.05	68.20	-15.15	peak	

REMARKS:
(1) Measurement Value = Reading Level + Correct Factor.
(2) Margin Level = Measurement Value - Limit Value.

Test Mode	IEEE 802.11n (HT20)	Test Date	2024/8/22
Test Frequency	5240MHz	Polarization	Vertical

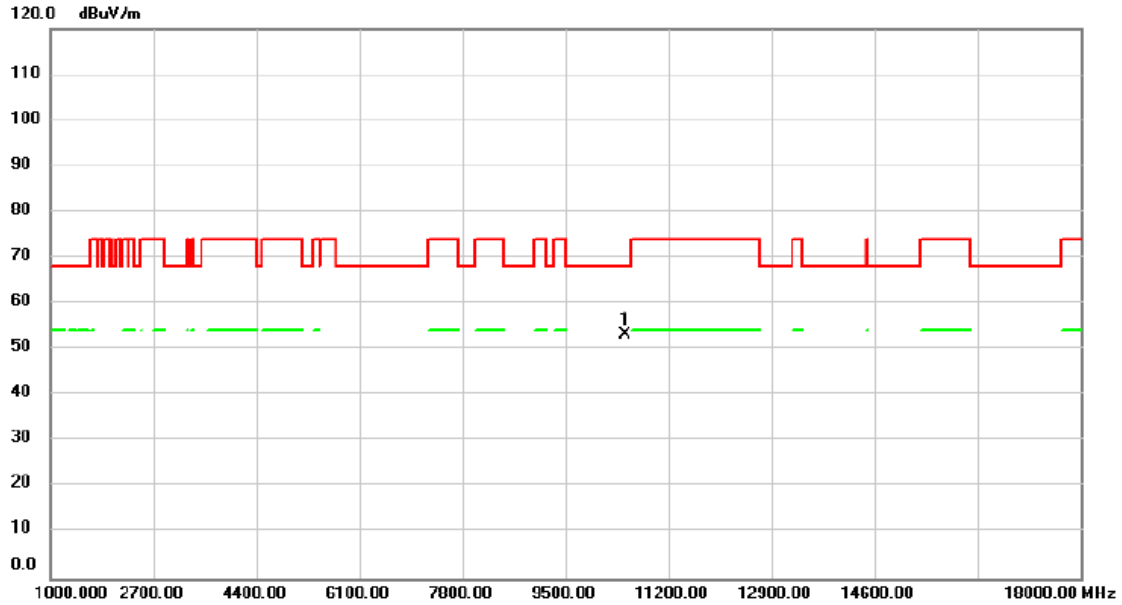

No.	Mk.	Freq.	Reading Level	Correct Factor	Measure-ment	Limit	Over		
		MHz	dBuV	dB	dBuV/m	dBuV/m	dB	Detector	Comment
1	*	10480.00	46.38	6.81	53.19	68.20	-15.01	peak	

REMARKS:
(1) Measurement Value = Reading Level + Correct Factor.
(2) Margin Level = Measurement Value - Limit Value.

Test Mode	IEEE 802.11n (HT20)	Test Date	2024/8/22
Test Frequency	5240MHz	Polarization	Horizontal

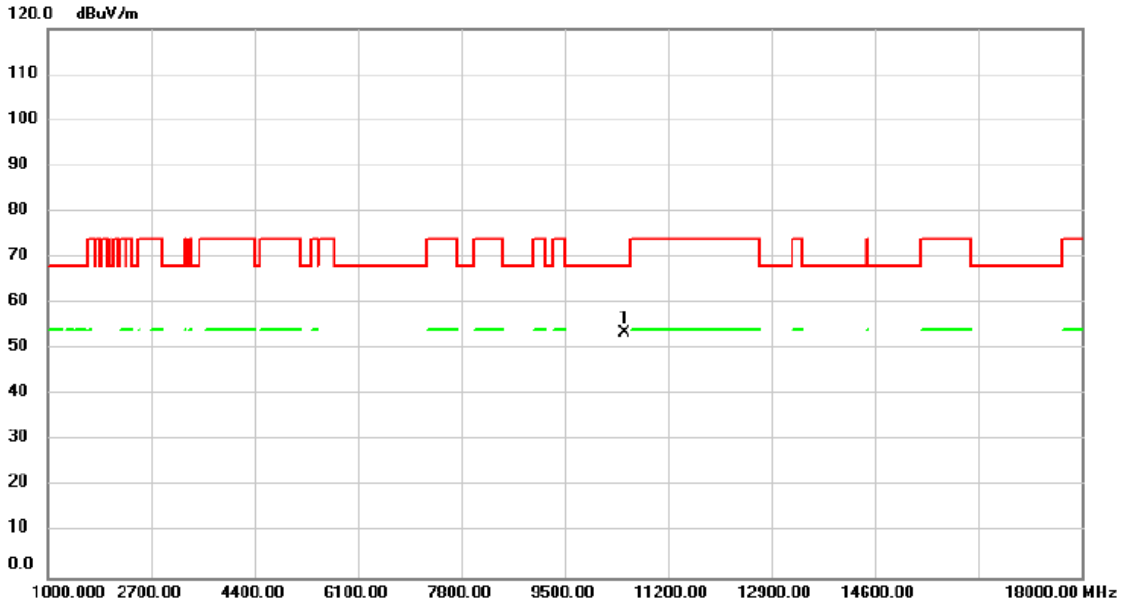

No.	Mk.	Freq.	Reading Level	Correct Factor	Measure-ment	Limit	Over		
		MHz	dBuV	dB	dBuV/m	dBuV/m	dB	Detector	Comment
1	*	10480.00	46.65	6.81	53.46	68.20	-14.74	peak	

REMARKS:
(1) Measurement Value = Reading Level + Correct Factor.
(2) Margin Level = Measurement Value - Limit Value.

Test Mode	IEEE 802.11n (HT20)	Test Date	2024/8/22
Test Frequency	5260MHz	Polarization	Vertical

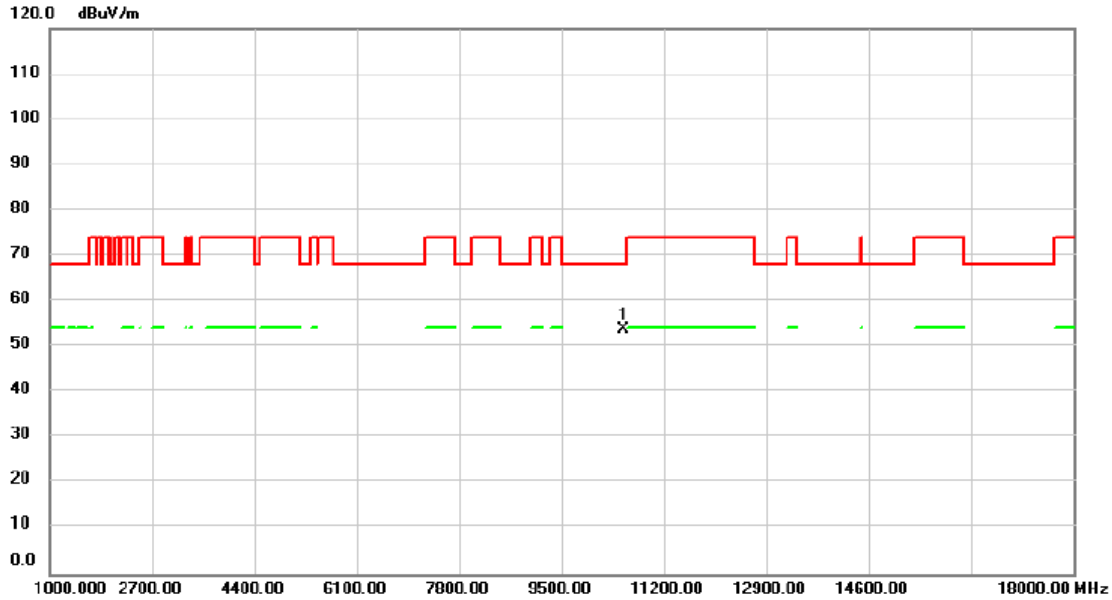

No.	Mk.	Freq.	Reading Level	Correct Factor	Measure-ment	Limit	Over		
		MHz	dBuV	dB	dBuV/m	dBuV/m	dB	Detector	Comment
1	*	10520.00	47.16	6.82	53.98	68.20	-14.22	peak	

REMARKS:
(1) Measurement Value = Reading Level + Correct Factor.
(2) Margin Level = Measurement Value - Limit Value.

Test Mode	IEEE 802.11n (HT20)	Test Date	2024/8/22
Test Frequency	5260MHz	Polarization	Horizontal

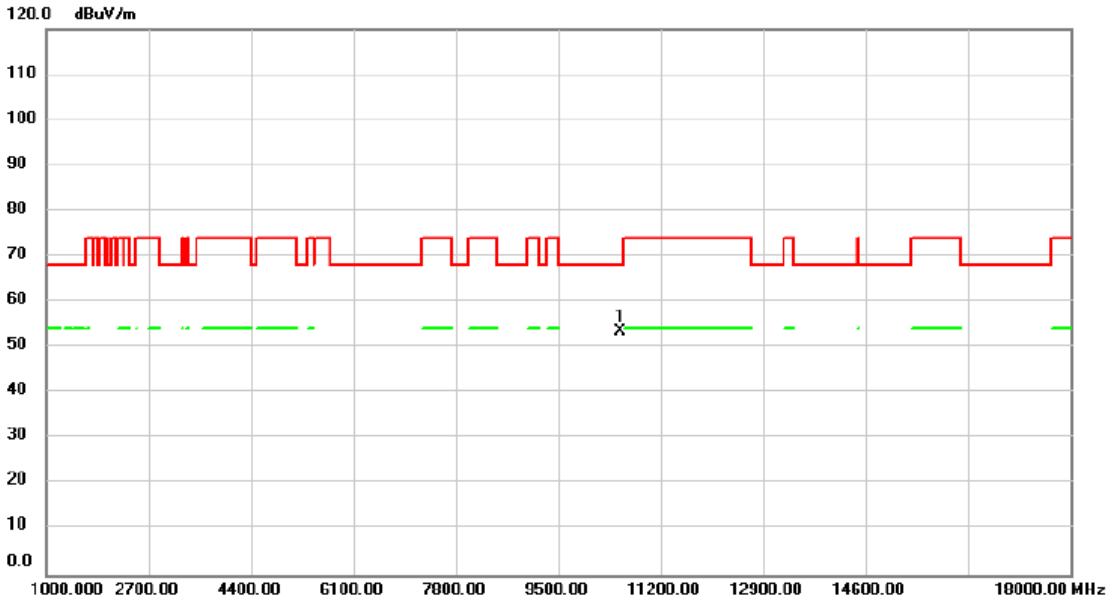

No.	Mk.	Freq.	Reading Level	Correct Factor	Measure-ment	Limit	Over		
		MHz	dBuV	dB	dBuV/m	dBuV/m	dB	Detector	Comment
1	*	10520.00	46.67	6.82	53.49	68.20	-14.71	peak	

REMARKS:
(1) Measurement Value = Reading Level + Correct Factor.
(2) Margin Level = Measurement Value - Limit Value.

Test Mode	IEEE 802.11n (HT20)	Test Date	2024/8/22
Test Frequency	5300MHz	Polarization	Vertical

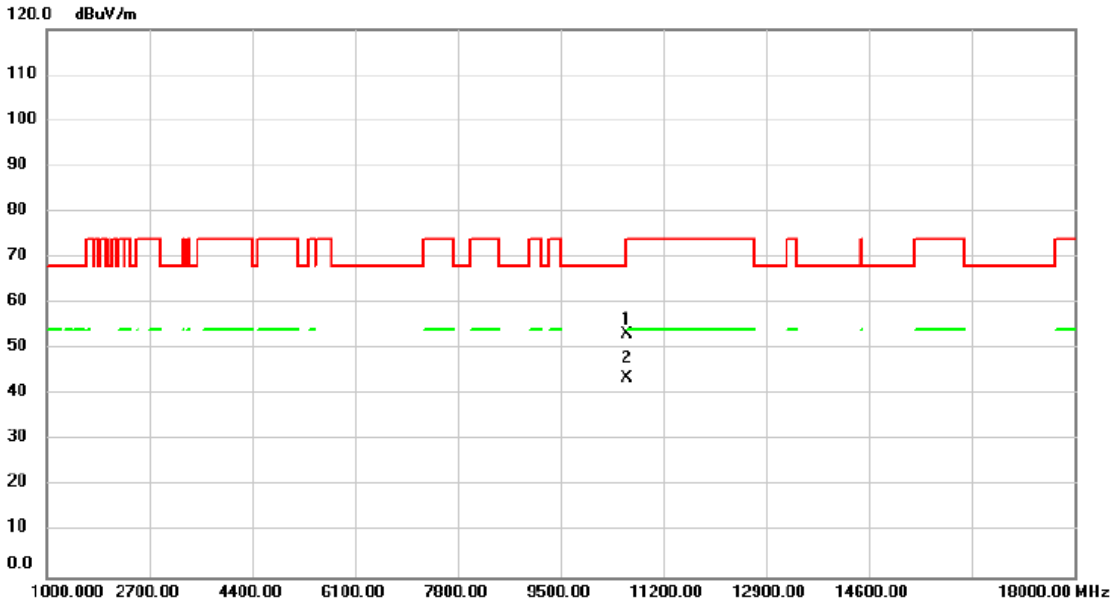

No.	Mk.	Freq.	Reading Level	Correct Factor	Measure-ment	Limit	Over		
		MHz	dBuV	dB	dBuV/m	dBuV/m	dB	Detector	Comment
1		10600.00	46.25	6.87	53.12	68.20	-15.08	peak	
2	*	10600.00	36.75	6.87	43.62	54.00	-10.38	AVG	

REMARKS:
(1) Measurement Value = Reading Level + Correct Factor.
(2) Margin Level = Measurement Value - Limit Value.

Test Mode	IEEE 802.11n (HT20)	Test Date	2024/8/22
Test Frequency	5300MHz	Polarization	Horizontal

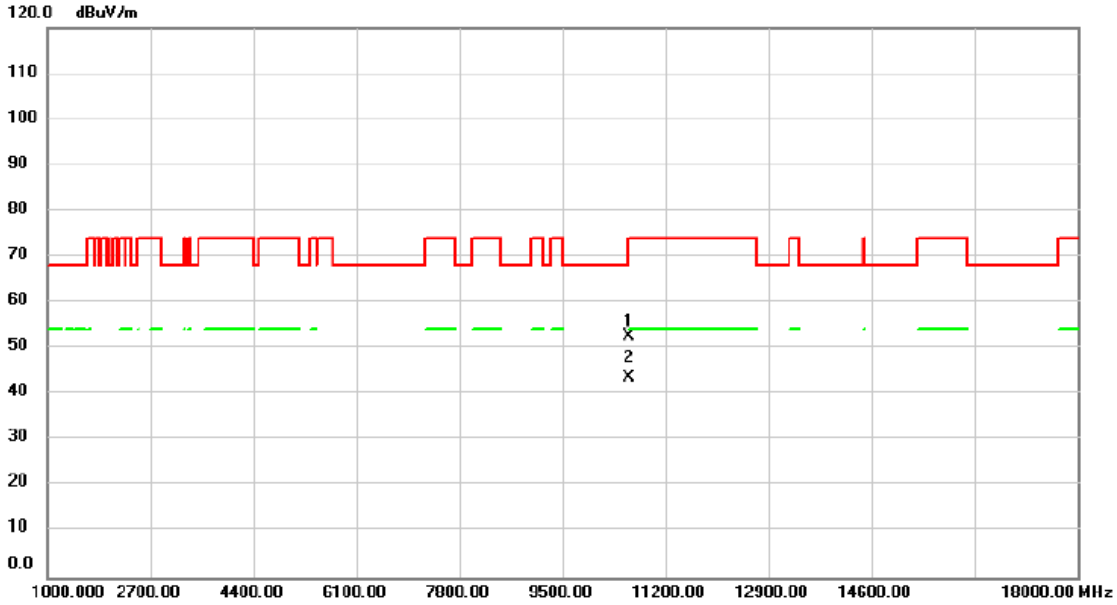

No.	Mk.	Freq.	Reading Level	Correct Factor	Measure-ment	Limit	Over		
		MHz	dBuV	dB	dBuV/m	dBuV/m	dB	Detector	Comment
1		10600.00	45.90	6.87	52.77	68.20	-15.43	peak	
2	*	10600.00	36.69	6.87	43.56	54.00	-10.44	AVG	

REMARKS:
(1) Measurement Value = Reading Level + Correct Factor.
(2) Margin Level = Measurement Value - Limit Value.

Test Mode	IEEE 802.11n (HT20)	Test Date	2024/8/22
Test Frequency	5320MHz	Polarization	Vertical

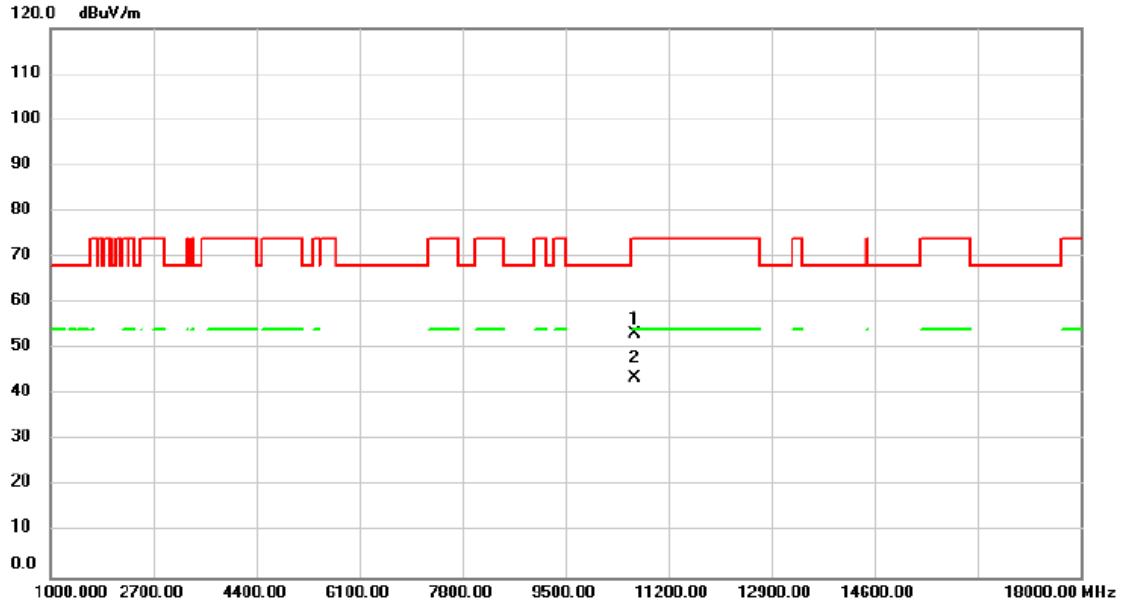

No.	Mk.	Freq.	Reading Level	Correct Factor	Measure-ment	Limit	Over		
		MHz	dBuV	dB	dBuV/m	dBuV/m	dB	Detector	Comment
1		10640.00	46.28	6.89	53.17	74.00	-20.83	peak	
2	*	10640.00	36.64	6.89	43.53	54.00	-10.47	AVG	

REMARKS:
(1) Measurement Value = Reading Level + Correct Factor.
(2) Margin Level = Measurement Value - Limit Value.

Test Mode	IEEE 802.11n (HT20)	Test Date	2024/8/22
Test Frequency	5320MHz	Polarization	Horizontal

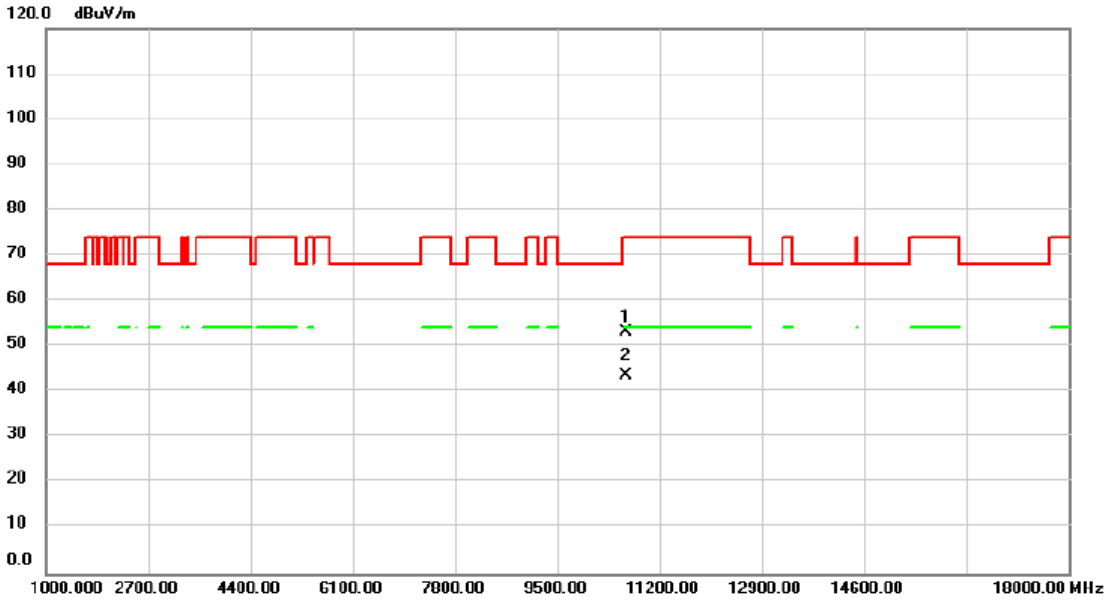

No.	Mk.	Freq.	Reading Level	Correct Factor	Measure-ment	Limit	Over		
		MHz	dBuV	dB	dBuV/m	dBuV/m	dB	Detector	Comment
1		10640.00	46.51	6.89	53.40	74.00	-20.60	peak	
2	*	10640.00	36.73	6.89	43.62	54.00	-10.38	AVG	

REMARKS:
(1) Measurement Value = Reading Level + Correct Factor.
(2) Margin Level = Measurement Value - Limit Value.

Test Mode	IEEE 802.11n (HT20)	Test Date	2024/8/22
Test Frequency	5500MHz	Polarization	Vertical

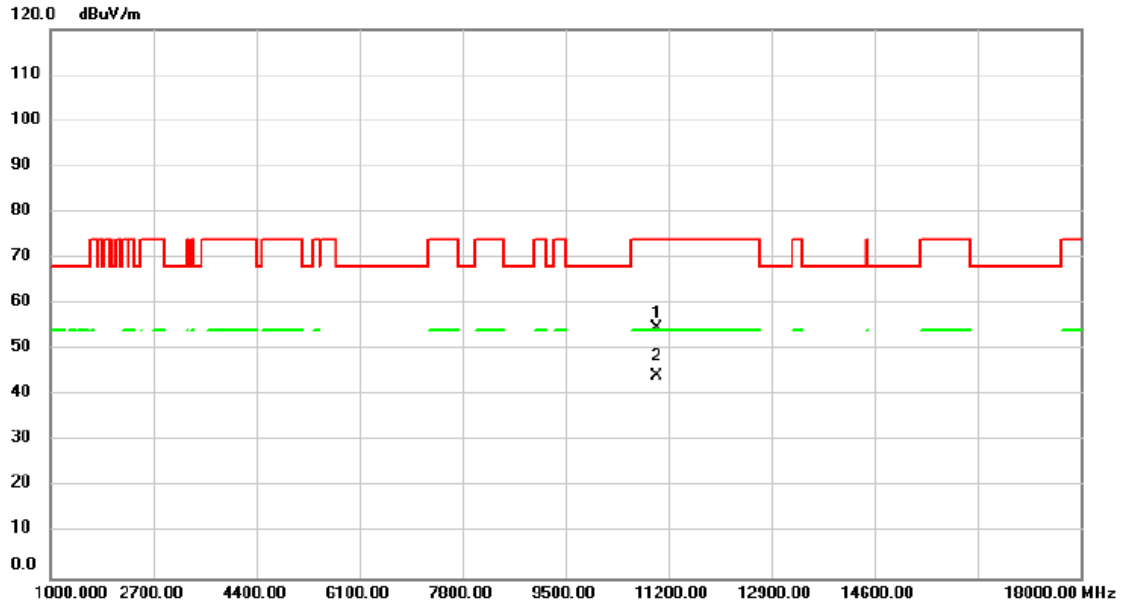

No.	Mk.	Freq.	Reading Level	Correct Factor	Measure-ment	Limit	Over		
		MHz	dBuV	dB	dBuV/m	dBuV/m	dB	Detector	Comment
1		11000.00	47.68	7.09	54.77	74.00	-19.23	peak	
2	*	11000.00	37.14	7.09	44.23	54.00	-9.77	AVG	

REMARKS:
(1) Measurement Value = Reading Level + Correct Factor.
(2) Margin Level = Measurement Value - Limit Value.

Test Mode	IEEE 802.11n (HT20)	Test Date	2024/8/22
Test Frequency	5500MHz	Polarization	Horizontal

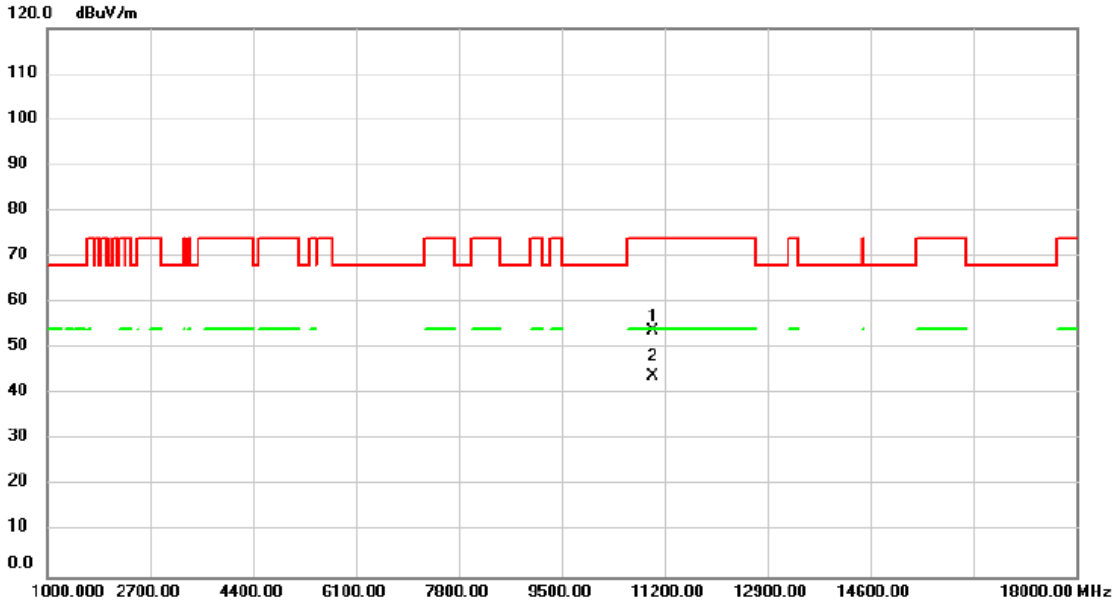

No.	Mk.	Freq.	Reading Level	Correct Factor	Measure-ment	Limit	Over		
		MHz	dBuV	dB	dBuV/m	dBuV/m	dB	Detector	Comment
1		11000.00	46.81	7.09	53.90	74.00	-20.10	peak	
2	*	11000.00	36.87	7.09	43.96	54.00	-10.04	AVG	

REMARKS:
(1) Measurement Value = Reading Level + Correct Factor.
(2) Margin Level = Measurement Value - Limit Value.

Test Mode	IEEE 802.11n (HT20)	Test Date	2024/8/22
Test Frequency	5580MHz	Polarization	Vertical

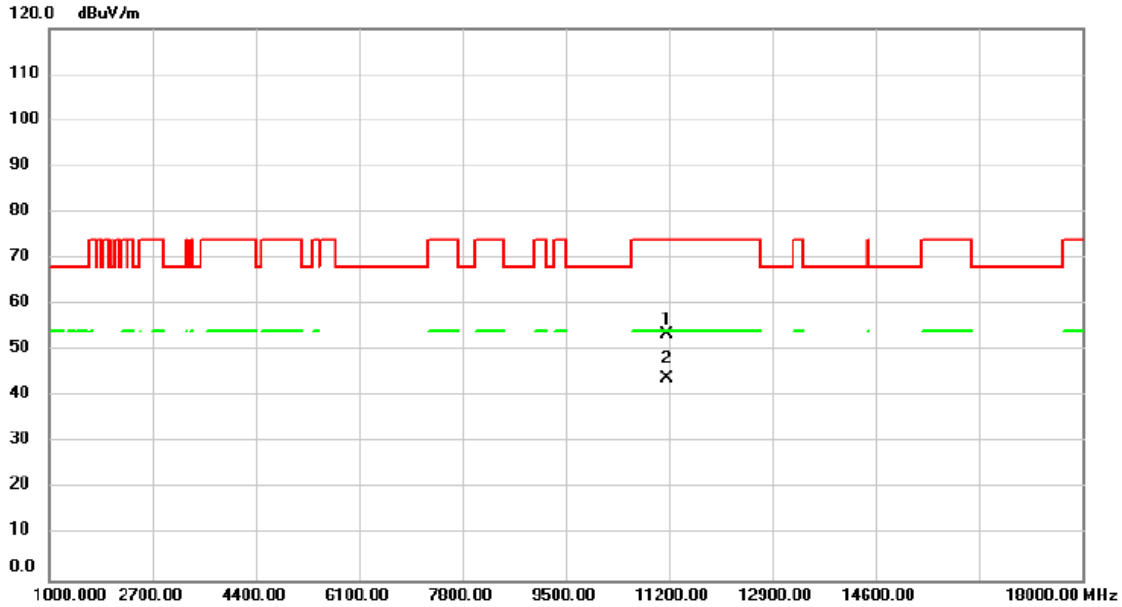

No.	Mk.	Freq.	Reading Level	Correct Factor	Measure-ment	Limit	Over		
		MHz	dBuV	dB	dBuV/m	dBuV/m	dB	Detector	Comment
1		11160.00	46.36	7.25	53.61	74.00	-20.39	peak	
2	*	11160.00	36.83	7.25	44.08	54.00	-9.92	AVG	

REMARKS:
(1) Measurement Value = Reading Level + Correct Factor.
(2) Margin Level = Measurement Value - Limit Value.

Test Mode	IEEE 802.11n (HT20)	Test Date	2024/8/22
Test Frequency	5580MHz	Polarization	Horizontal

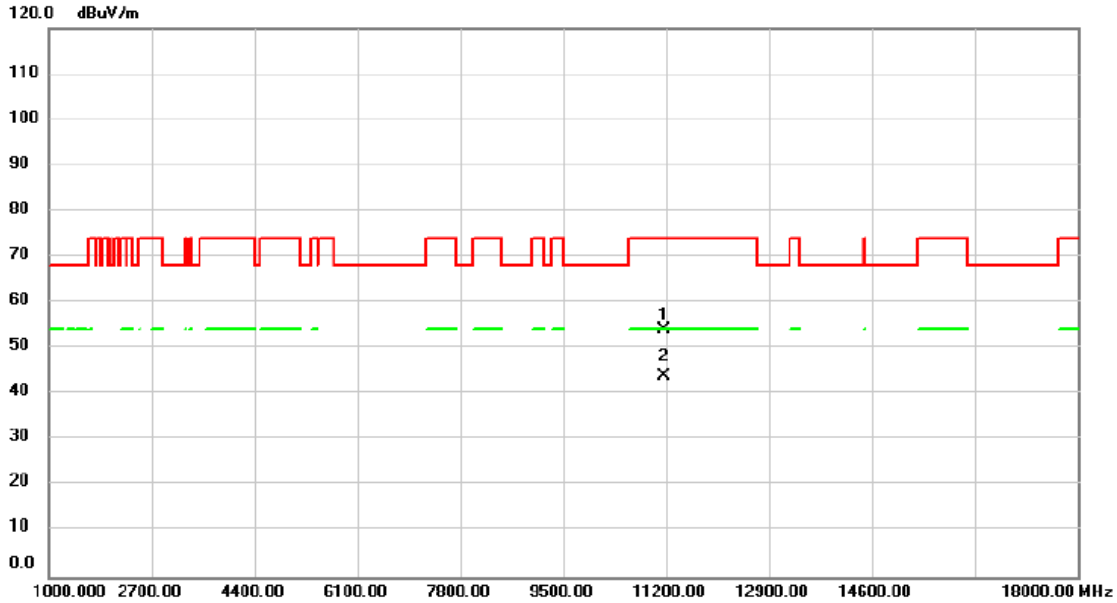

No.	Mk.	Freq.	Reading Level	Correct Factor	Measure-ment	Limit	Over		
		MHz	dBuV	dB	dBuV/m	dBuV/m	dB	Detector	Comment
1		11160.00	46.97	7.25	54.22	74.00	-19.78	peak	
2	*	11160.00	36.80	7.25	44.05	54.00	-9.95	AVG	

REMARKS:
(1) Measurement Value = Reading Level + Correct Factor.
(2) Margin Level = Measurement Value - Limit Value.

Test Mode	IEEE 802.11n (HT20)	Test Date	2024/8/22
Test Frequency	5700MHz	Polarization	Vertical

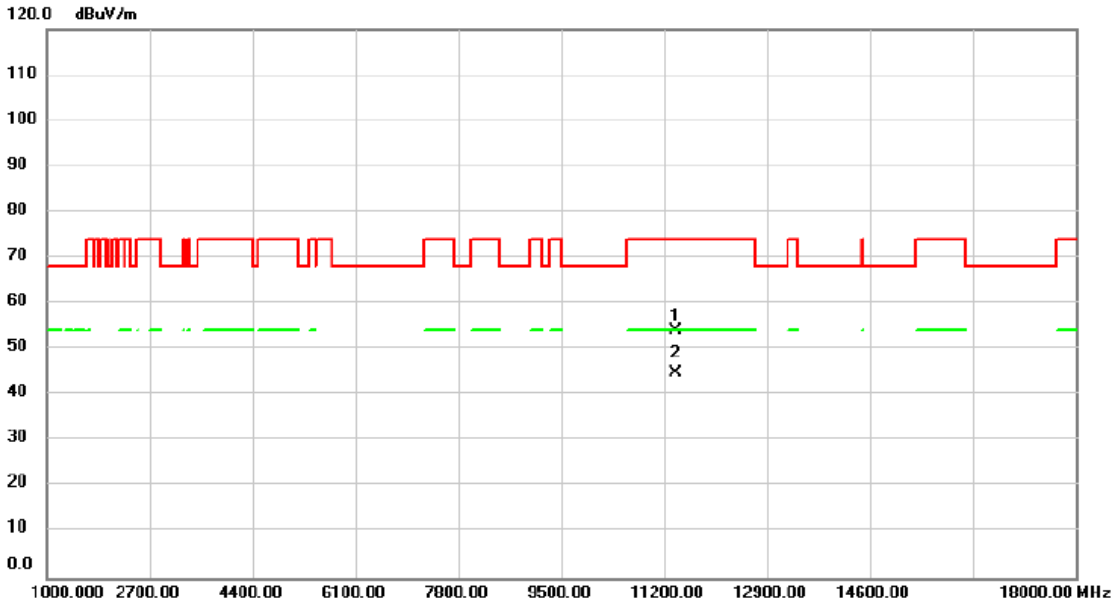

No.	Mk.	Freq.	Reading Level	Correct Factor	Measure-ment	Limit	Over		
		MHz	dBuV	dB	dBuV/m	dBuV/m	dB	Detector	Comment
1		11400.00	46.56	7.48	54.04	74.00	-19.96	peak	
2	*	11400.00	37.38	7.48	44.86	54.00	-9.14	AVG	

REMARKS:
(1) Measurement Value = Reading Level + Correct Factor.
(2) Margin Level = Measurement Value - Limit Value.

Test Mode	IEEE 802.11n (HT20)	Test Date	2024/8/22
Test Frequency	5700MHz	Polarization	Horizontal

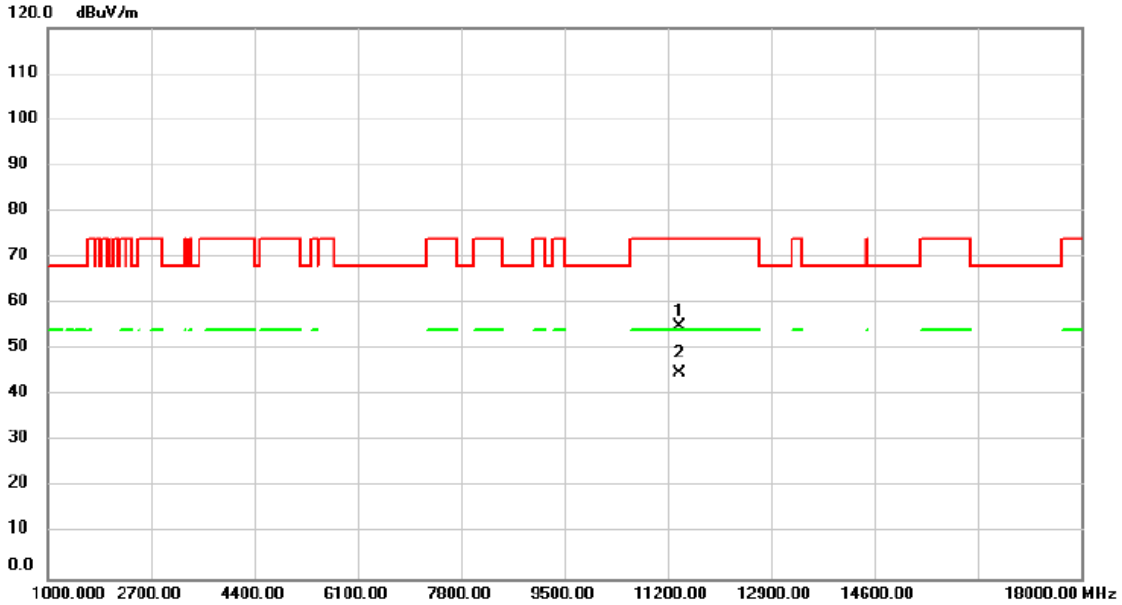

No.	Mk.	Freq.	Reading Level	Correct Factor	Measure-ment	Limit	Over		
		MHz	dBuV	dB	dBuV/m	dBuV/m	dB	Detector	Comment
1		11400.00	47.44	7.48	54.92	74.00	-19.08	peak	
2	*	11400.00	37.28	7.48	44.76	54.00	-9.24	AVG	

REMARKS:
(1) Measurement Value = Reading Level + Correct Factor.
(2) Margin Level = Measurement Value - Limit Value.

Test Mode	IEEE 802.11n (HT20)	Test Date	2024/8/22
Test Frequency	5745MHz	Polarization	Vertical

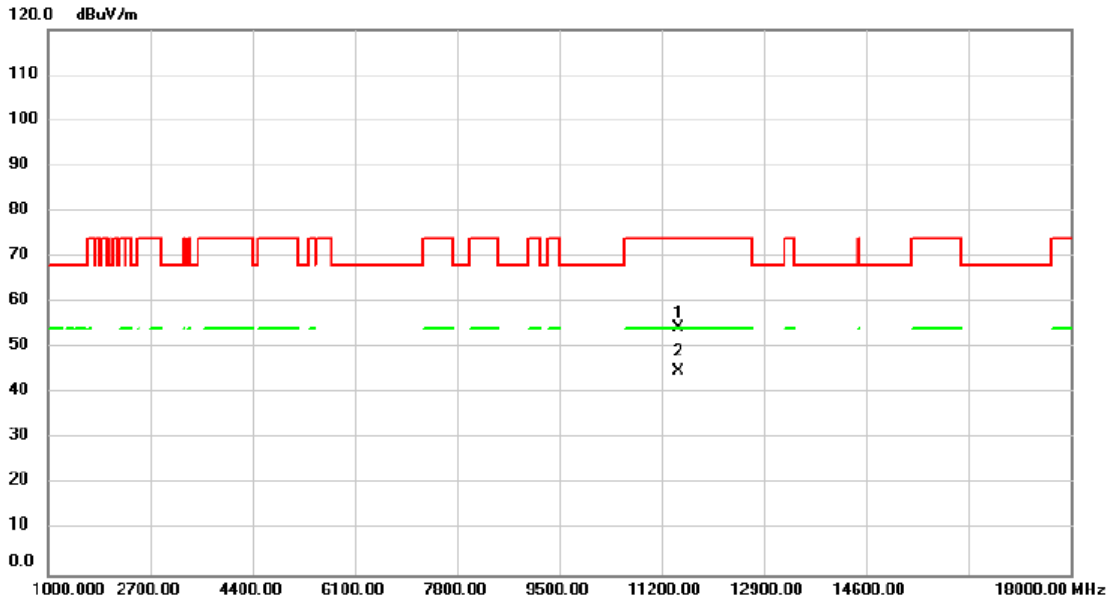

No.	Mk.	Freq.	Reading Level	Correct Factor	Measure-ment	Limit	Over		
		MHz	dBuV	dB	dBuV/m	dBuV/m	dB	Detector	Comment
1		11490.00	46.96	7.56	54.52	74.00	-19.48	peak	
2	*	11490.00	37.16	7.56	44.72	54.00	-9.28	AVG	

REMARKS:
(1) Measurement Value = Reading Level + Correct Factor.
(2) Margin Level = Measurement Value - Limit Value.

Test Mode	IEEE 802.11n (HT20)	Test Date	2024/8/22
Test Frequency	5745MHz	Polarization	Horizontal

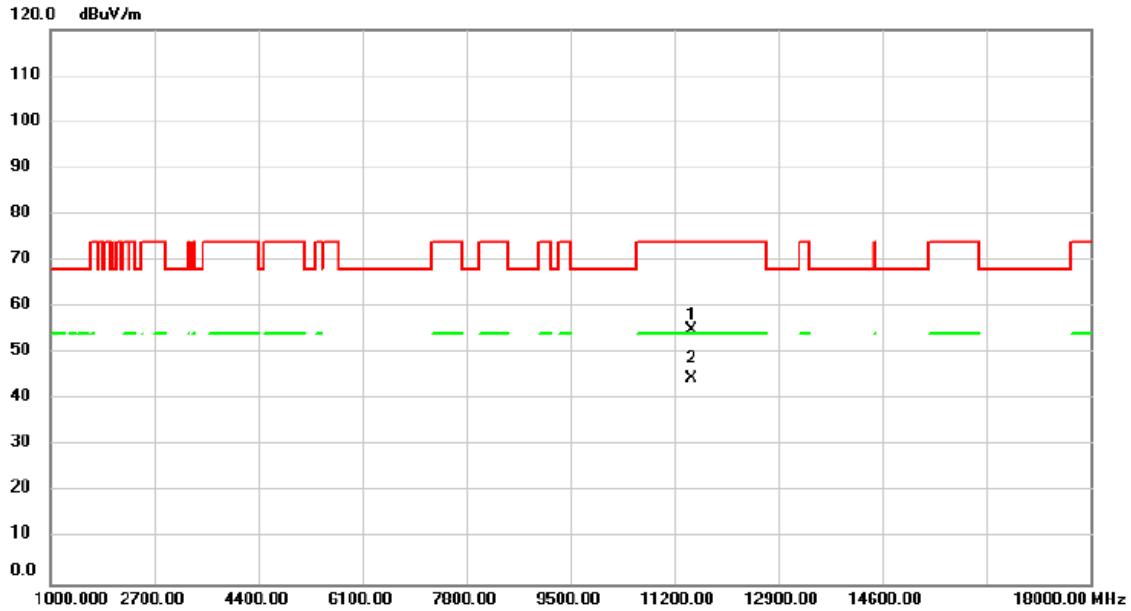

No.	Mk.	Freq.	Reading Level	Correct Factor	Measure-ment	Limit	Over		
		MHz	dBuV	dB	dBuV/m	dBuV/m	dB	Detector	Comment
1		11490.00	47.56	7.56	55.12	74.00	-18.88	peak	
2	*	11490.00	36.96	7.56	44.52	54.00	-9.48	AVG	

REMARKS:
(1) Measurement Value = Reading Level + Correct Factor.
(2) Margin Level = Measurement Value - Limit Value.

Test Mode	IEEE 802.11n (HT20)	Test Date	2024/8/22
Test Frequency	5785MHz	Polarization	Vertical

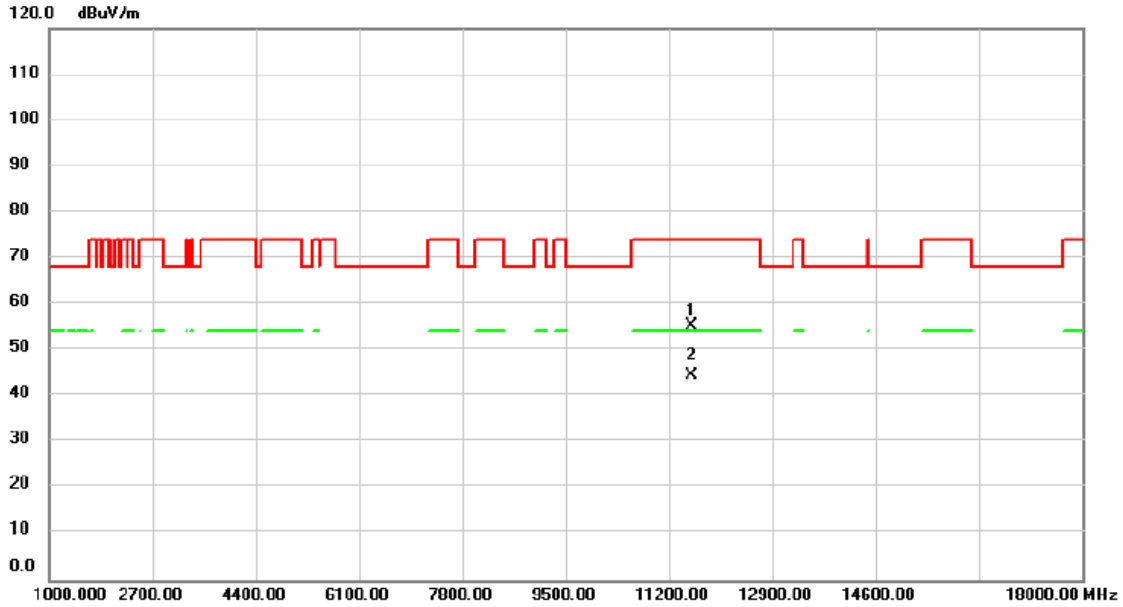

No.	Mk.	Freq.	Reading Level	Correct Factor	Measure-ment	Limit	Over		
		MHz	dBuV	dB	dBuV/m	dBuV/m	dB	Detector	Comment
1		11570.00	47.66	7.59	55.25	74.00	-18.75	peak	
2	*	11570.00	36.95	7.59	44.54	54.00	-9.46	AVG	

REMARKS:
(1) Measurement Value = Reading Level + Correct Factor.
(2) Margin Level = Measurement Value - Limit Value.

Test Mode	IEEE 802.11n (HT20)	Test Date	2024/8/22
Test Frequency	5785MHz	Polarization	Horizontal

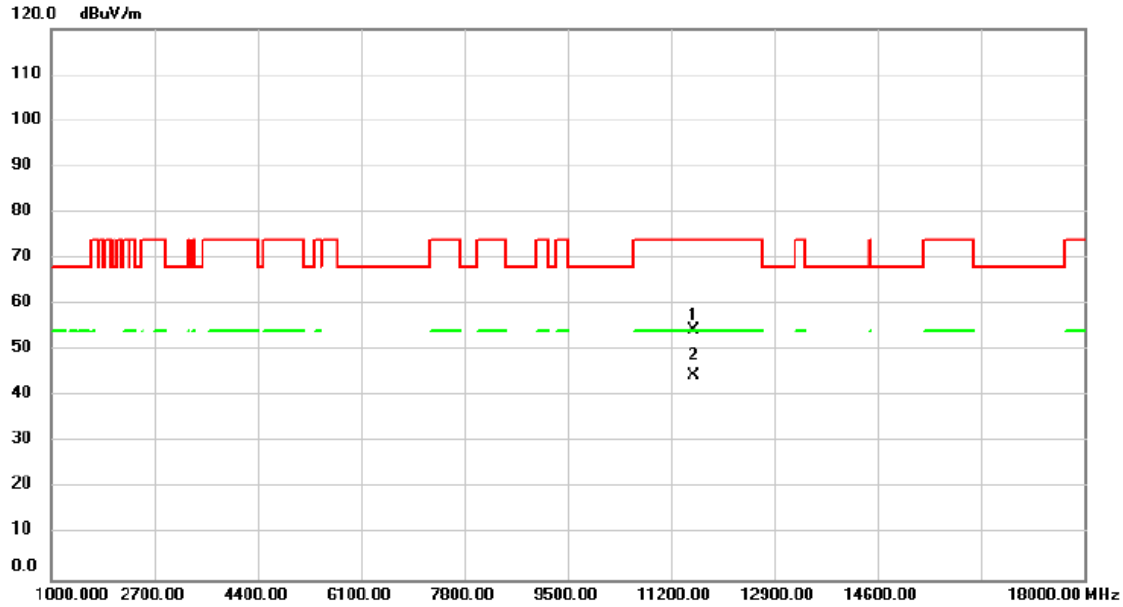

No.	Mk.	Freq.	Reading Level	Correct Factor	Measure-ment	Limit	Over		
		MHz	dBuV	dB	dBuV/m	dBuV/m	dB	Detector	Comment
1		11570.00	46.73	7.59	54.32	74.00	-19.68	peak	
2	*	11570.00	37.08	7.59	44.67	54.00	-9.33	AVG	

REMARKS:
(1) Measurement Value = Reading Level + Correct Factor.
(2) Margin Level = Measurement Value - Limit Value.

Test Mode	IEEE 802.11n (HT20)	Test Date	2024/8/22
Test Frequency	5825MHz	Polarization	Vertical

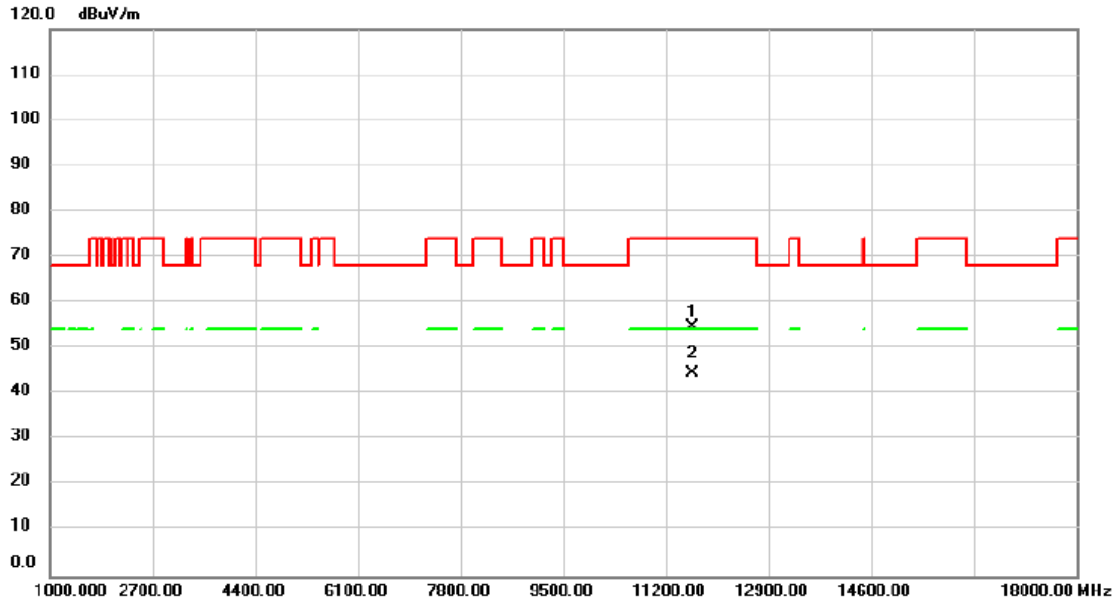

No.	Mk.	Freq.	Reading Level	Correct Factor	Measure-ment	Limit	Over		
		MHz	dBuV	dB	dBuV/m	dBuV/m	dB	Detector	Comment
1		11650.00	47.17	7.62	54.79	74.00	-19.21	peak	
2	*	11650.00	36.97	7.62	44.59	54.00	-9.41	AVG	

REMARKS:
(1) Measurement Value = Reading Level + Correct Factor.
(2) Margin Level = Measurement Value - Limit Value.

Test Mode	IEEE 802.11n (HT20)	Test Date	2024/8/22
Test Frequency	5825MHz	Polarization	Horizontal

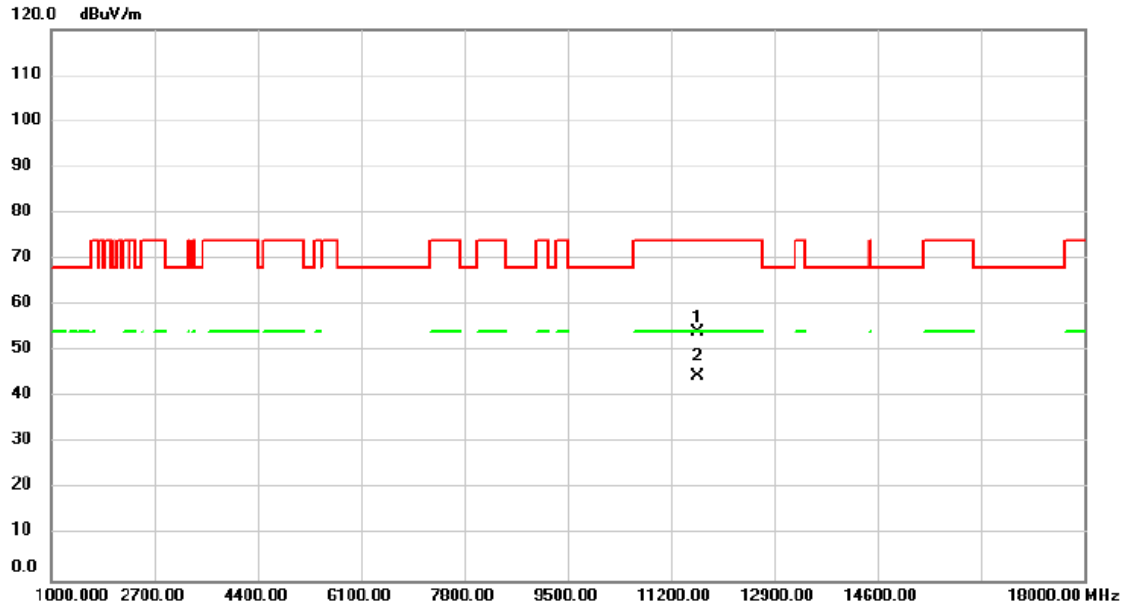

No.	Mk.	Freq.	Reading Level	Correct Factor	Measure-ment	Limit	Over		
		MHz	dBuV	dB	dBuV/m	dBuV/m	dB	Detector	Comment
1		11650.00	46.53	7.62	54.15	74.00	-19.85	peak	
2	*	11650.00	36.99	7.62	44.61	54.00	-9.39	AVG	

REMARKS:
(1) Measurement Value = Reading Level + Correct Factor.
(2) Margin Level = Measurement Value - Limit Value.

Test Mode	IEEE 802.11n (HT40)	Test Date	2024/8/22
Test Frequency	5190MHz	Polarization	Vertical

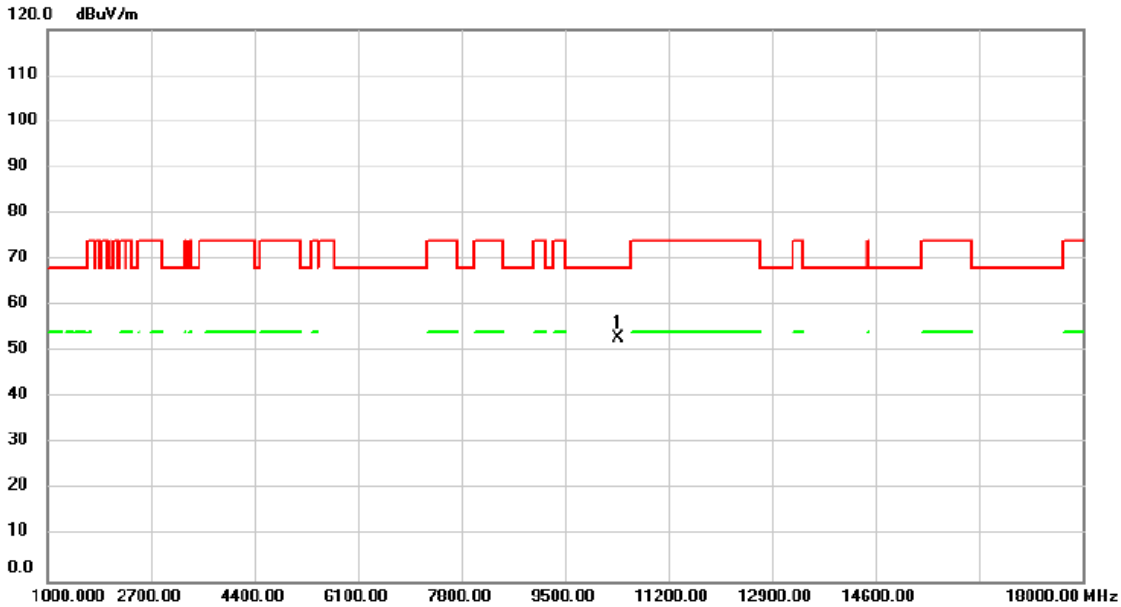

No.	Mk.	Freq.	Reading Level	Correct Factor	Measure-ment	Limit	Over		
		MHz	dBuV	dB	dBuV/m	dBuV/m	dB	Detector	Comment
1	*	10380.00	46.23	6.78	53.01	68.20	-15.19	peak	

REMARKS:
(1) Measurement Value = Reading Level + Correct Factor.
(2) Margin Level = Measurement Value - Limit Value.

Test Mode	IEEE 802.11n (HT40)	Test Date	2024/8/22
Test Frequency	5190MHz	Polarization	Horizontal

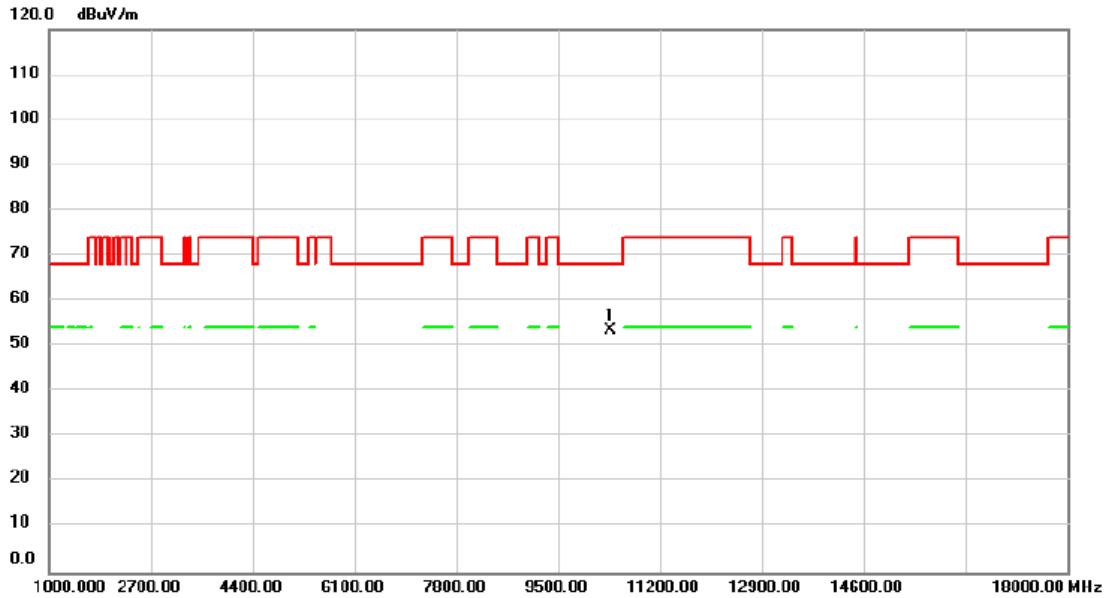

No.	Mk.	Freq.	Reading Level	Correct Factor	Measure-ment	Limit	Over		
		MHz	dBuV	dB	dBuV/m	dBuV/m	dB	Detector	Comment
1	*	10380.00	46.65	6.78	53.43	68.20	-14.77	peak	

REMARKS:
(1) Measurement Value = Reading Level + Correct Factor.
(2) Margin Level = Measurement Value - Limit Value.

Test Mode	IEEE 802.11n (HT40)	Test Date	2024/8/22
Test Frequency	5230MHz	Polarization	Vertical

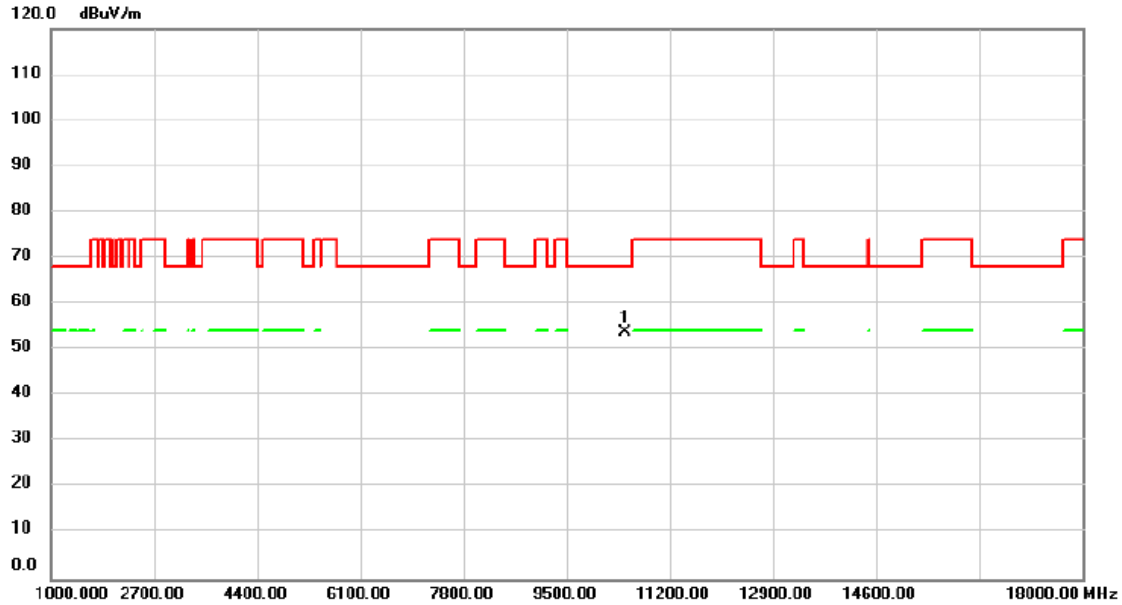

No.	Mk.	Freq.	Reading Level	Correct Factor	Measure-ment	Limit	Over		
		MHz	dBuV	dB	dBuV/m	dBuV/m	dB	Detector	Comment
1	*	10460.00	47.18	6.80	53.98	68.20	-14.22	peak	

REMARKS:
(1) Measurement Value = Reading Level + Correct Factor.
(2) Margin Level = Measurement Value - Limit Value.

Test Mode	IEEE 802.11n (HT40)	Test Date	2024/8/22
Test Frequency	5230MHz	Polarization	Horizontal

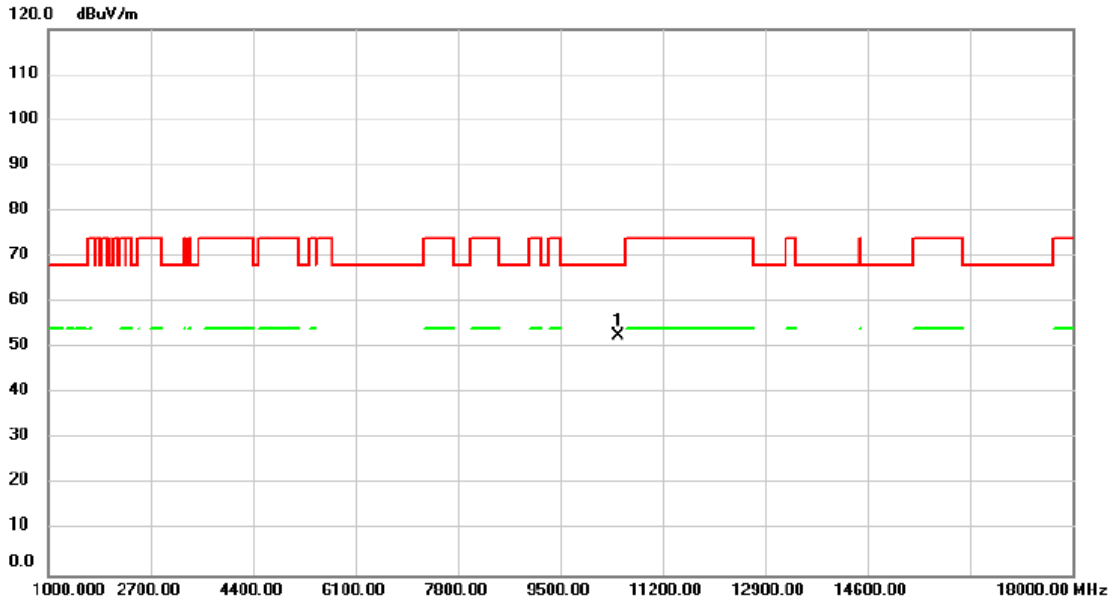

No.	Mk.	Freq.	Reading Level	Correct Factor	Measure-ment	Limit	Over		
		MHz	dBuV	dB	dBuV/m	dBuV/m	dB	Detector	Comment
1	*	10460.00	45.97	6.80	52.77	68.20	-15.43	peak	

REMARKS:
(1) Measurement Value = Reading Level + Correct Factor.
(2) Margin Level = Measurement Value - Limit Value.

Test Mode	IEEE 802.11n (HT40)	Test Date	2024/8/22
Test Frequency	5270MHz	Polarization	Vertical

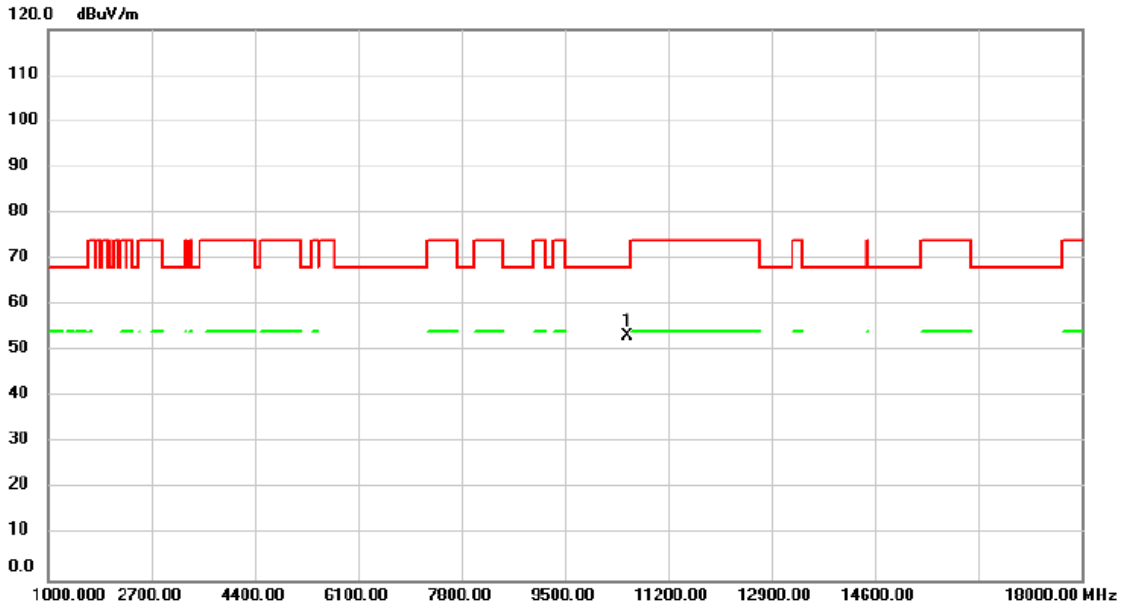

No.	Mk.	Freq.	Reading Level	Correct Factor	Measure-ment	Limit	Over		
		MHz	dBuV	dB	dBuV/m	dBuV/m	dB	Detector	Comment
1	*	10540.00	46.30	6.83	53.13	68.20	-15.07	peak	

REMARKS:
(1) Measurement Value = Reading Level + Correct Factor.
(2) Margin Level = Measurement Value - Limit Value.

Test Mode	IEEE 802.11n (HT40)	Test Date	2024/8/22
Test Frequency	5270MHz	Polarization	Horizontal

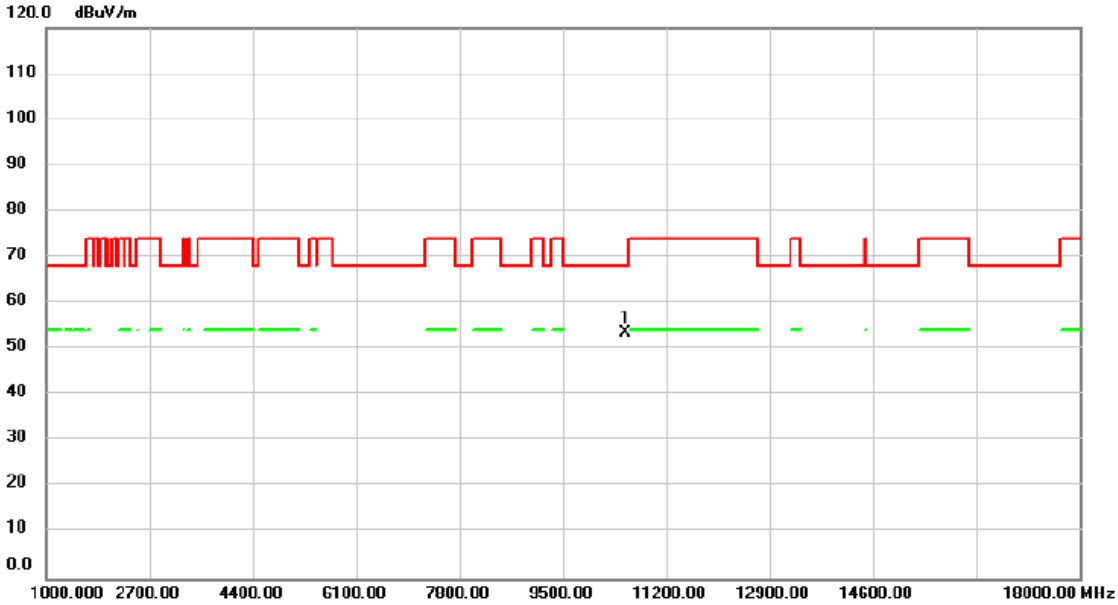

No.	Mk.	Freq.	Reading Level	Correct Factor	Measure-ment	Limit	Over		
		MHz	dBuV	dB	dBuV/m	dBuV/m	dB	Detector	Comment
1	*	10540.00	46.86	6.83	53.69	68.20	-14.51	peak	

REMARKS:
(1) Measurement Value = Reading Level + Correct Factor.
(2) Margin Level = Measurement Value - Limit Value.

Test Mode	IEEE 802.11n (HT40)	Test Date	2024/8/22
Test Frequency	5310MHz	Polarization	Vertical

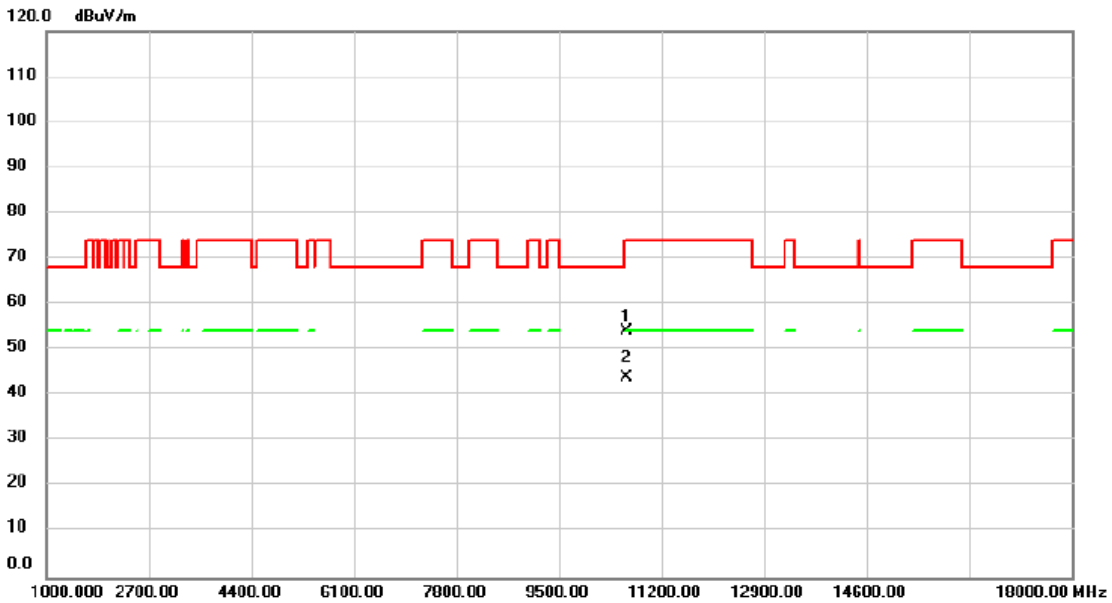

No.	Mk.	Freq.	Reading Level	Correct Factor	Measure-ment	Limit	Over		
		MHz	dBuV	dB	dBuV/m	dBuV/m	dB	Detector	Comment
1		10620.00	47.28	6.88	54.16	74.00	-19.84	peak	
2	*	10620.00	37.00	6.88	43.88	54.00	-10.12	AVG	

REMARKS:
(1) Measurement Value = Reading Level + Correct Factor.
(2) Margin Level = Measurement Value - Limit Value.

Test Mode	IEEE 802.11n (HT40)	Test Date	2024/8/22
Test Frequency	5310MHz	Polarization	Horizontal

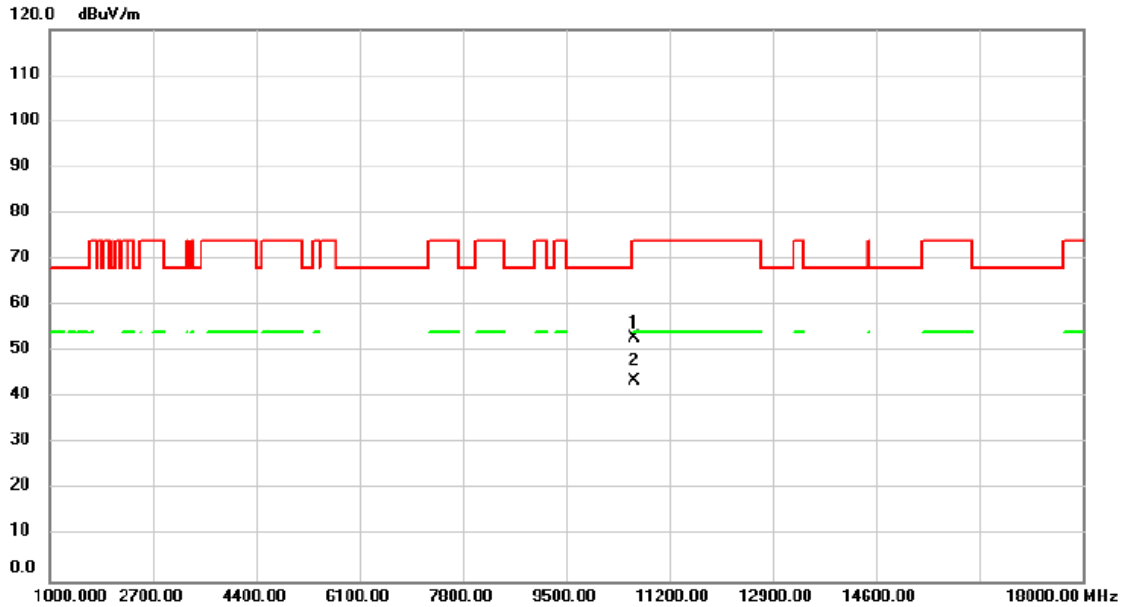

No.	Mk.	Freq.	Reading Level	Correct Factor	Measure-ment	Limit	Over		
		MHz	dBuV	dB	dBuV/m	dBuV/m	dB	Detector	Comment
1		10620.00	46.14	6.88	53.02	74.00	-20.98	peak	
2	*	10620.00	36.68	6.88	43.56	54.00	-10.44	AVG	

REMARKS:
(1) Measurement Value = Reading Level + Correct Factor.
(2) Margin Level = Measurement Value - Limit Value.

Test Mode	IEEE 802.11n (HT40)	Test Date	2024/8/22
Test Frequency	5510MHz	Polarization	Vertical

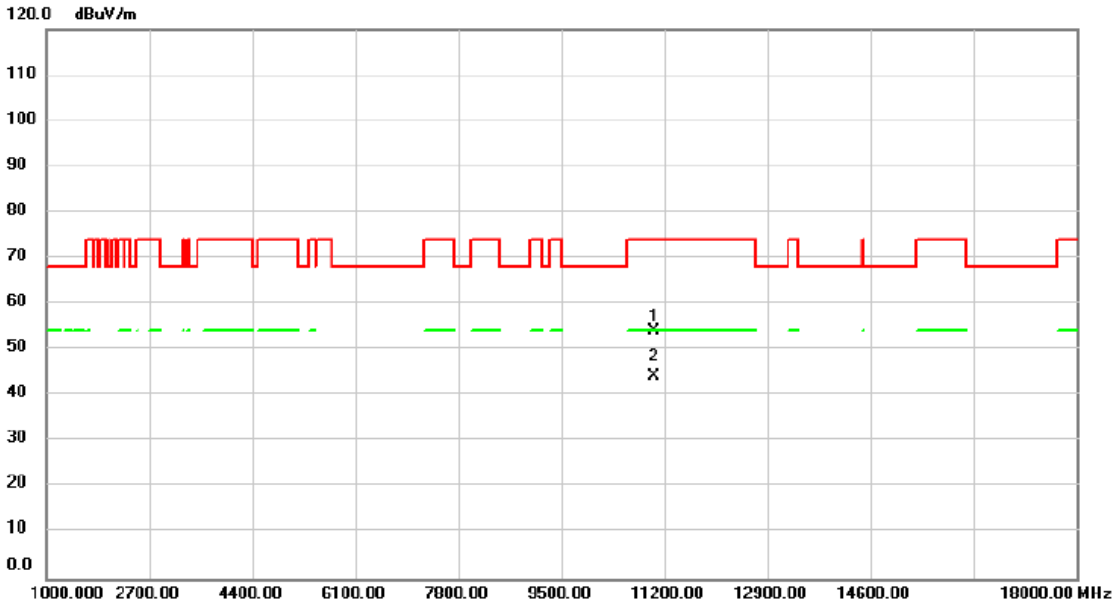

No.	Mk.	Freq.	Reading Level	Correct Factor	Measure-ment	Limit	Over		
		MHz	dBuV	dB	dBuV/m	dBuV/m	dB	Detector	Comment
1		11020.00	47.12	7.10	54.22	74.00	-19.78	peak	
2	*	11020.00	37.30	7.10	44.40	54.00	-9.60	AVG	

REMARKS:
(1) Measurement Value = Reading Level + Correct Factor.
(2) Margin Level = Measurement Value - Limit Value.

Test Mode	IEEE 802.11n (HT40)	Test Date	2024/8/22
Test Frequency	5510MHz	Polarization	Horizontal

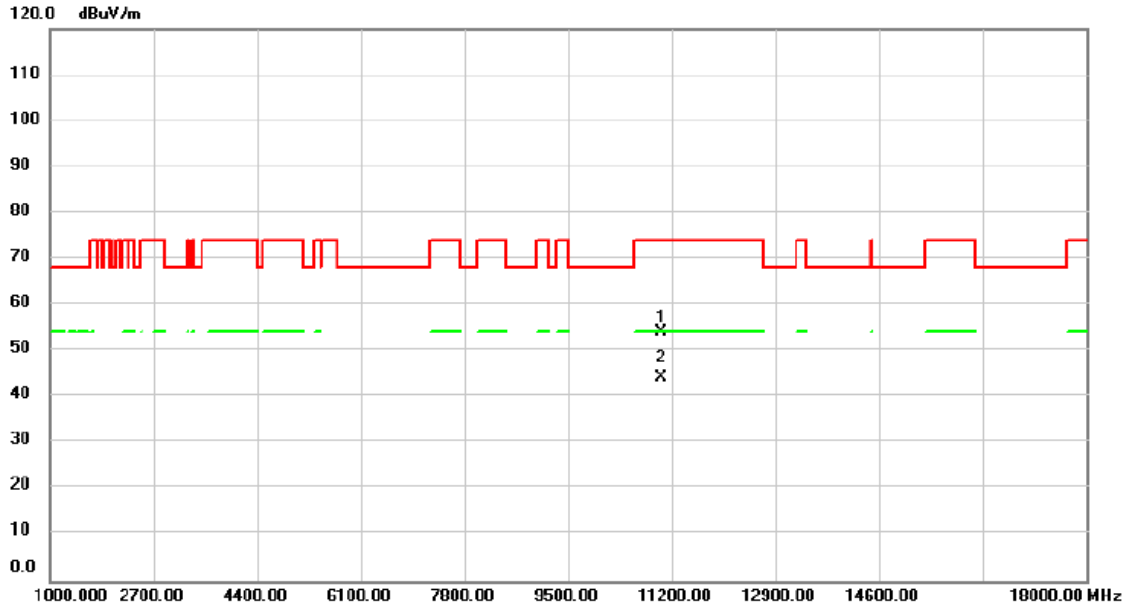

No.	Mk.	Freq.	Reading Level	Correct Factor	Measure-ment	Limit	Over		
		MHz	dBuV	dB	dBuV/m	dBuV/m	dB	Detector	Comment
1		11020.00	46.98	7.10	54.08	74.00	-19.92	peak	
2	*	11020.00	37.02	7.10	44.12	54.00	-9.88	AVG	

REMARKS:
(1) Measurement Value = Reading Level + Correct Factor.
(2) Margin Level = Measurement Value - Limit Value.

Test Mode	IEEE 802.11n (HT40)	Test Date	2024/8/22
Test Frequency	5550MHz	Polarization	Vertical

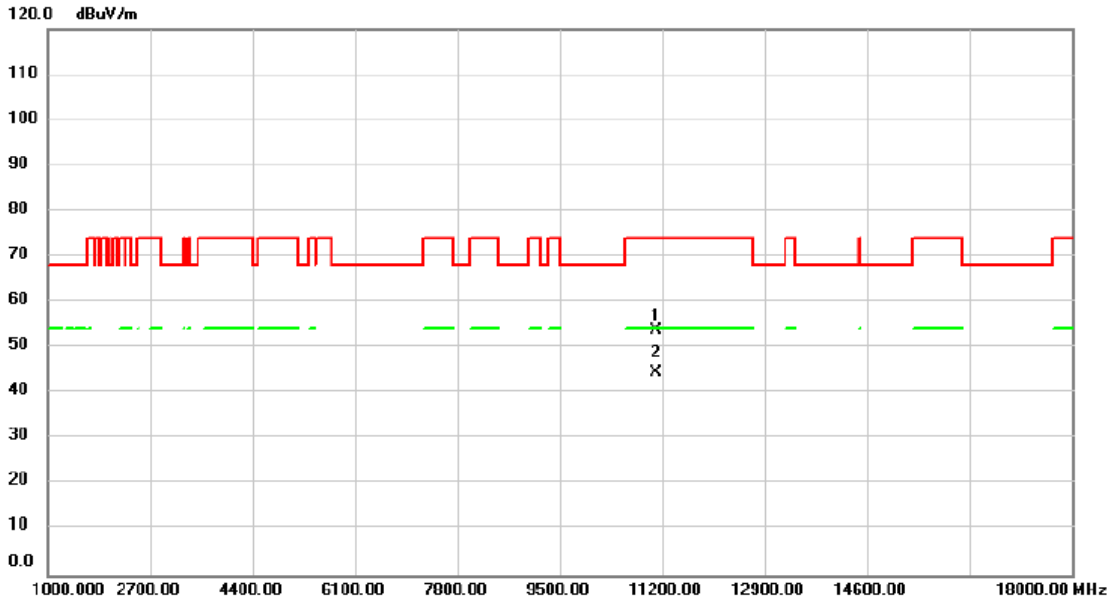

No.	Mk.	Freq.	Reading Level	Correct Factor	Measure-ment	Limit	Over		
		MHz	dBuV	dB	dBuV/m	dBuV/m	dB	Detector	Comment
1		11100.00	46.67	7.18	53.85	74.00	-20.15	peak	
2	*	11100.00	37.28	7.18	44.46	54.00	-9.54	AVG	

REMARKS:
(1) Measurement Value = Reading Level + Correct Factor.
(2) Margin Level = Measurement Value - Limit Value.

Test Mode	IEEE 802.11n (HT40)	Test Date	2024/8/22
Test Frequency	5550MHz	Polarization	Horizontal

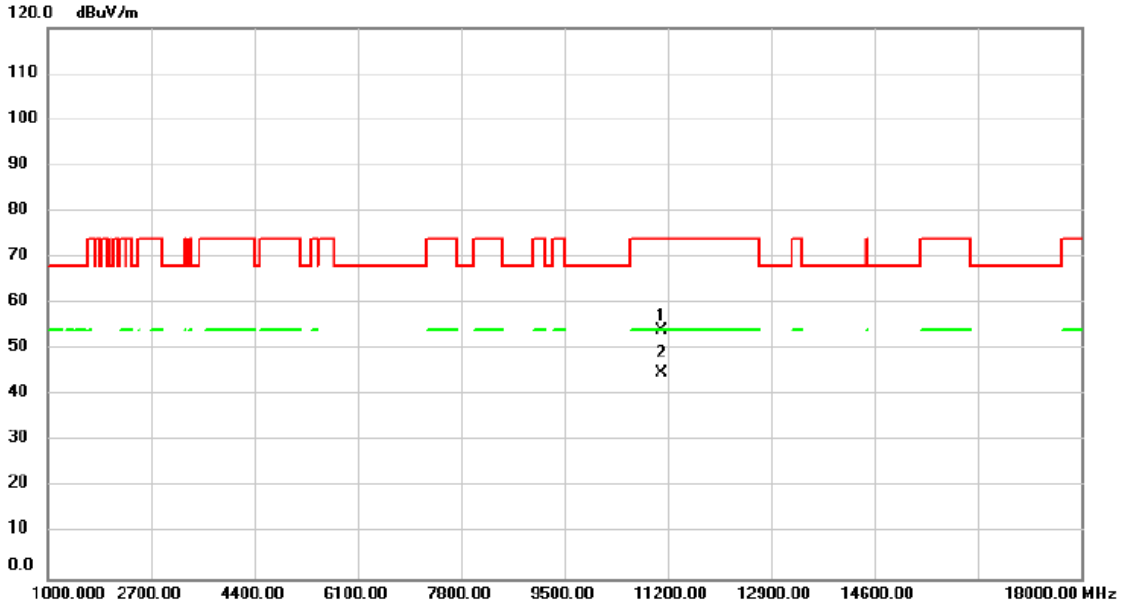

No.	Mk.	Freq.	Reading Level	Correct Factor	Measure-ment	Limit	Over		
		MHz	dBuV	dB	dBuV/m	dBuV/m	dB	Detector	Comment
1		11100.00	46.91	7.18	54.09	74.00	-19.91	peak	
2	*	11100.00	37.53	7.18	44.71	54.00	-9.29	AVG	

REMARKS:
(1) Measurement Value = Reading Level + Correct Factor.
(2) Margin Level = Measurement Value - Limit Value.

Test Mode	IEEE 802.11n (HT40)	Test Date	2024/8/22
Test Frequency	5670MHz	Polarization	Vertical

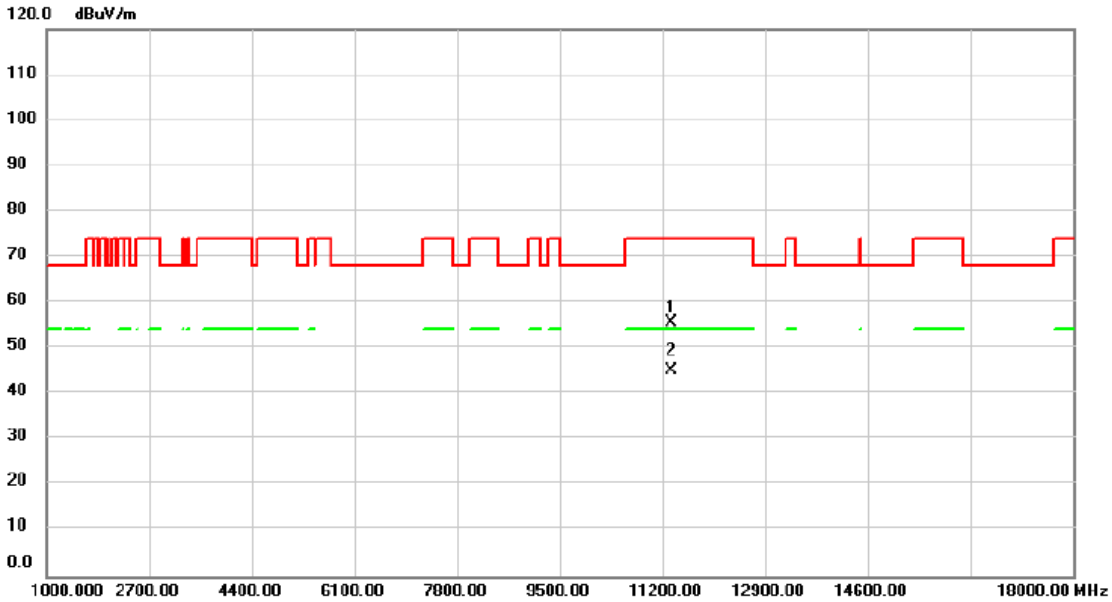

No.	Mk.	Freq.	Reading Level	Correct Factor	Measure-ment	Limit	Over		
		MHz	dBuV	dB	dBuV/m	dBuV/m	dB	Detector	Comment
1		11340.00	48.19	7.41	55.60	74.00	-18.40	peak	
2	*	11340.00	37.76	7.41	45.17	54.00	-8.83	AVG	

REMARKS:
(1) Measurement Value = Reading Level + Correct Factor.
(2) Margin Level = Measurement Value - Limit Value.

Test Mode	IEEE 802.11n (HT40)	Test Date	2024/8/22
Test Frequency	5670MHz	Polarization	Horizontal

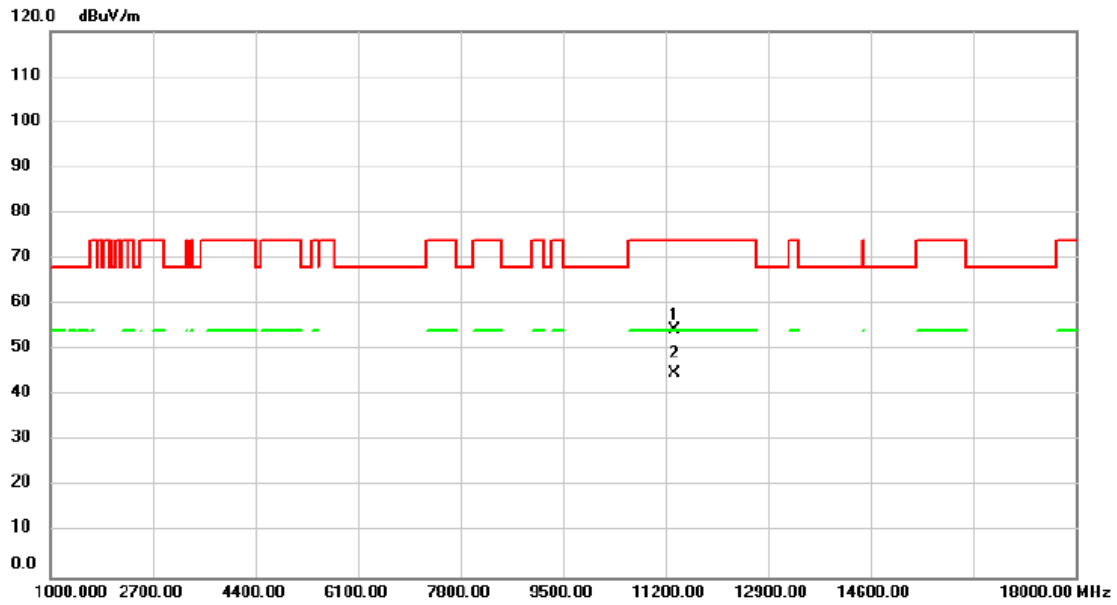

No.	Mk.	Freq.	Reading Level	Correct Factor	Measure-ment	Limit	Over		
		MHz	dBuV	dB	dBuV/m	dBuV/m	dB	Detector	Comment
1		11340.00	46.99	7.41	54.40	74.00	-19.60	peak	
2	*	11340.00	37.45	7.41	44.86	54.00	-9.14	AVG	

REMARKS:
(1) Measurement Value = Reading Level + Correct Factor.
(2) Margin Level = Measurement Value - Limit Value.

Test Mode	IEEE 802.11n (HT40)	Test Date	2024/8/22
Test Frequency	5755MHz	Polarization	Vertical

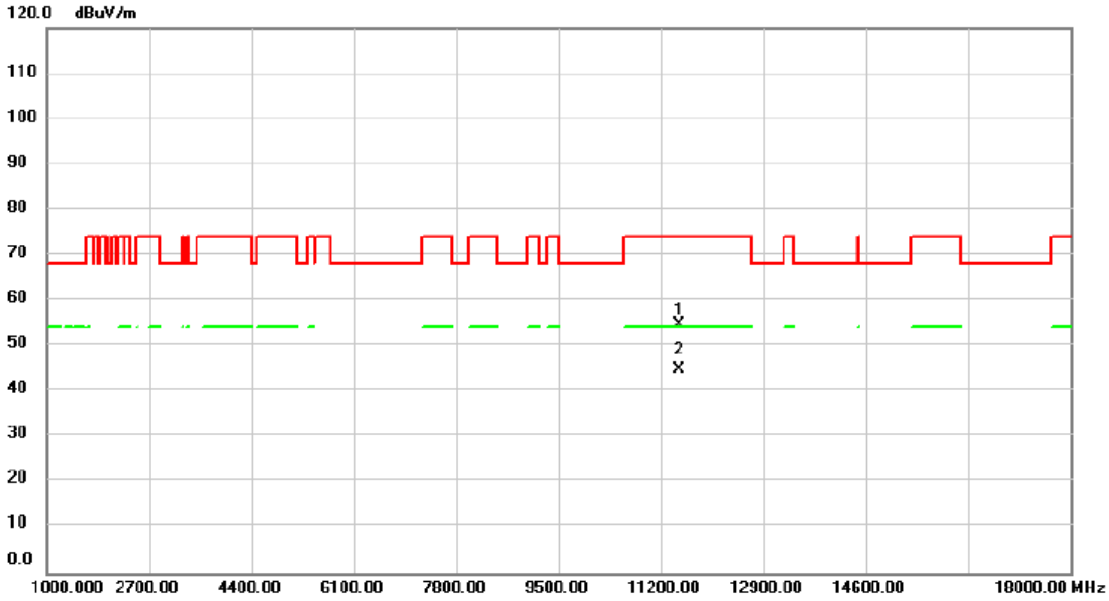

No.	Mk.	Freq.	Reading Level	Correct Factor	Measure-ment	Limit	Over		
		MHz	dBuV	dB	dBuV/m	dBuV/m	dB	Detector	Comment
1		11510.00	47.14	7.57	54.71	74.00	-19.29	peak	
2	*	11510.00	37.39	7.57	44.96	54.00	-9.04	AVG	

REMARKS:
(1) Measurement Value = Reading Level + Correct Factor.
(2) Margin Level = Measurement Value - Limit Value.

Test Mode	IEEE 802.11n (HT40)	Test Date	2024/8/22
Test Frequency	5755MHz	Polarization	Horizontal

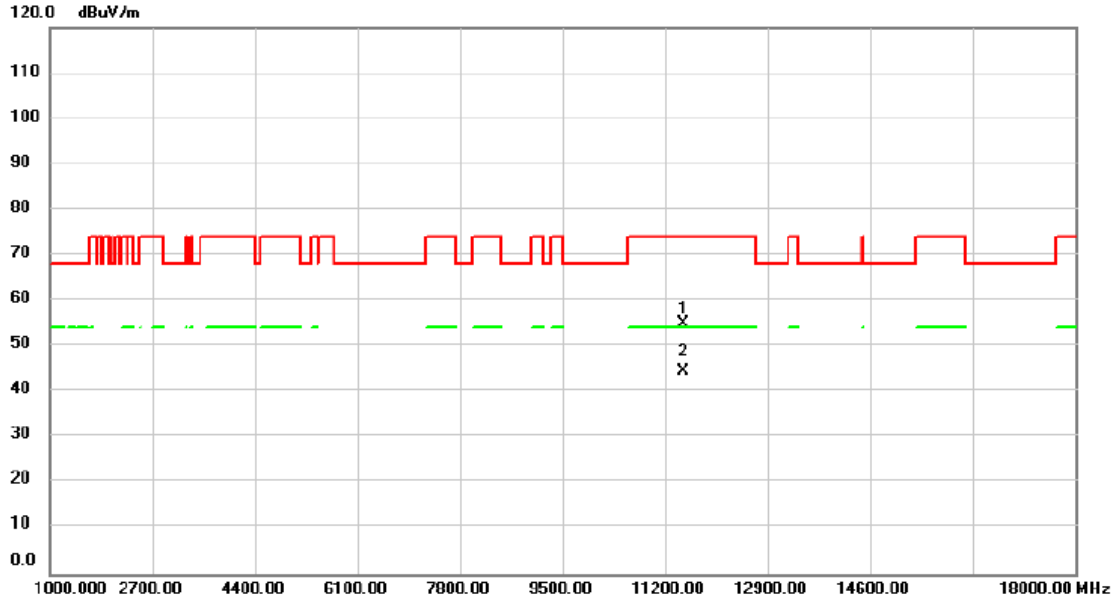

No.	Mk.	Freq.	Reading Level	Correct Factor	Measure-ment	Limit	Over		
		MHz	dBuV	dB	dBuV/m	dBuV/m	dB	Detector	Comment
1		11510.00	47.38	7.57	54.95	74.00	-19.05	peak	
2	*	11510.00	37.06	7.57	44.63	54.00	-9.37	AVG	

REMARKS:
(1) Measurement Value = Reading Level + Correct Factor.
(2) Margin Level = Measurement Value - Limit Value.

Test Mode	IEEE 802.11n (HT40)	Test Date	2024/8/22
Test Frequency	5795MHz	Polarization	Vertical

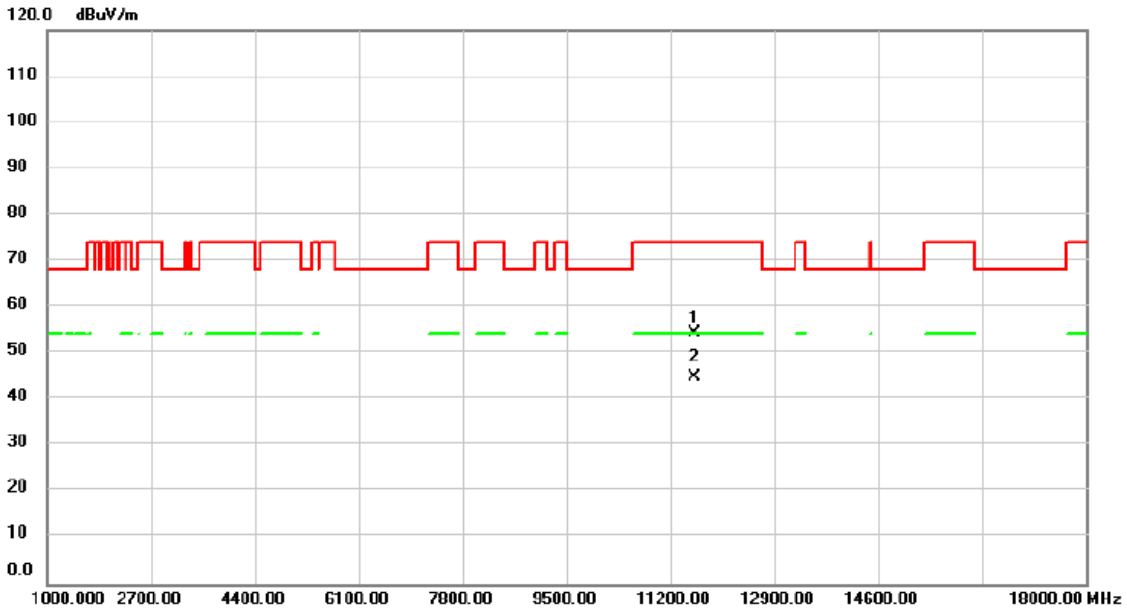

No.	Mk.	Freq.	Reading Level	Correct Factor	Measure-ment	Limit	Over		
		MHz	dBuV	dB	dBuV/m	dBuV/m	dB	Detector	Comment
1		11590.00	46.72	7.61	54.33	74.00	-19.67	peak	
2	*	11590.00	37.19	7.61	44.80	54.00	-9.20	AVG	

REMARKS:
(1) Measurement Value = Reading Level + Correct Factor.
(2) Margin Level = Measurement Value - Limit Value.

Test Mode	IEEE 802.11n (HT40)	Test Date	2024/8/22
Test Frequency	5795MHz	Polarization	Horizontal

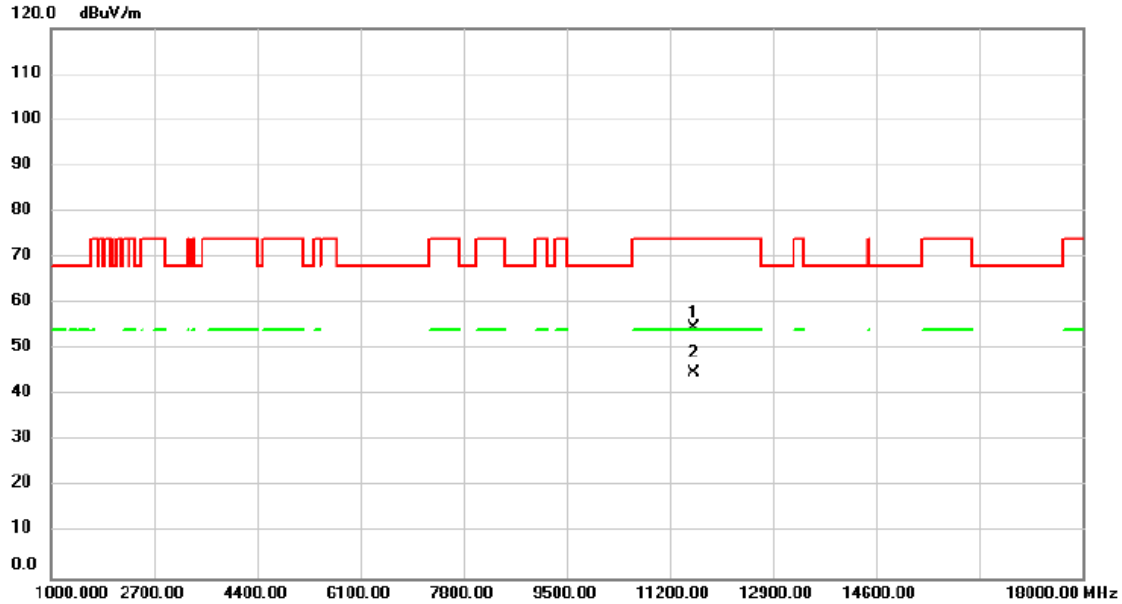

No.	Mk.	Freq.	Reading Level	Correct Factor	Measure-ment	Limit	Over		
		MHz	dBuV	dB	dBuV/m	dBuV/m	dB	Detector	Comment
1		11590.00	47.13	7.61	54.74	74.00	-19.26	peak	
2	*	11590.00	37.16	7.61	44.77	54.00	-9.23	AVG	

REMARKS:
(1) Measurement Value = Reading Level + Correct Factor.
(2) Margin Level = Measurement Value - Limit Value.

Test Mode	IEEE 802.11ac (VHT80)	Test Date	2024/8/22
Test Frequency	5210MHz	Polarization	Vertical

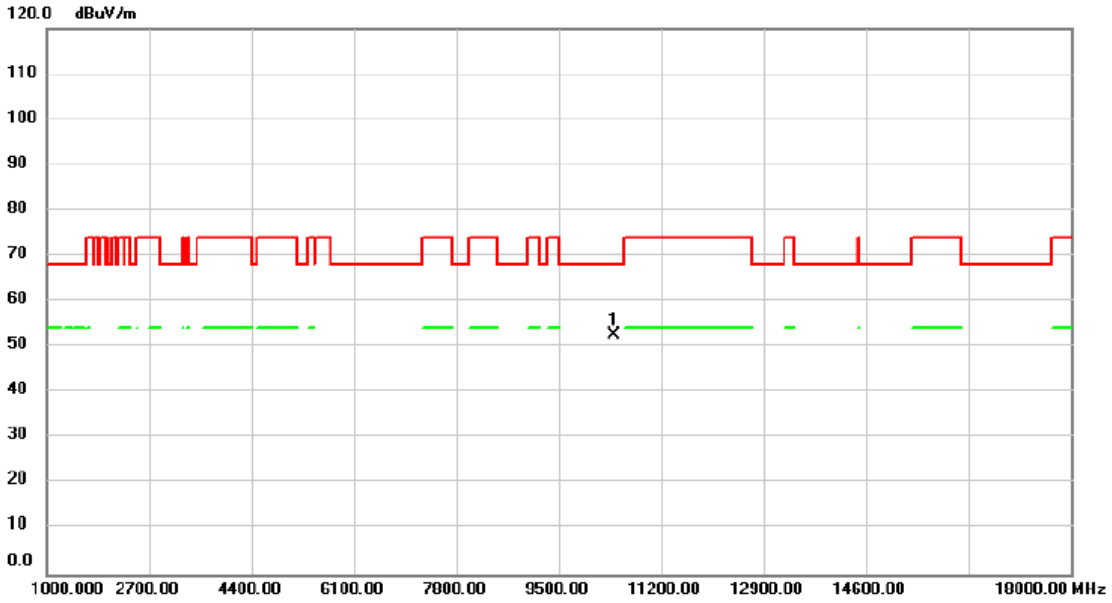

No.	Mk.	Freq.	Reading Level	Correct Factor	Measure-ment	Limit	Over		
		MHz	dBuV	dB	dBuV/m	dBuV/m	dB	Detector	Comment
1	*	10420.00	45.97	6.78	52.75	68.20	-15.45	peak	

REMARKS:
(1) Measurement Value = Reading Level + Correct Factor.
(2) Margin Level = Measurement Value - Limit Value.

Test Mode	IEEE 802.11ac (VHT80)	Test Date	2024/8/22
Test Frequency	5210MHz	Polarization	Horizontal

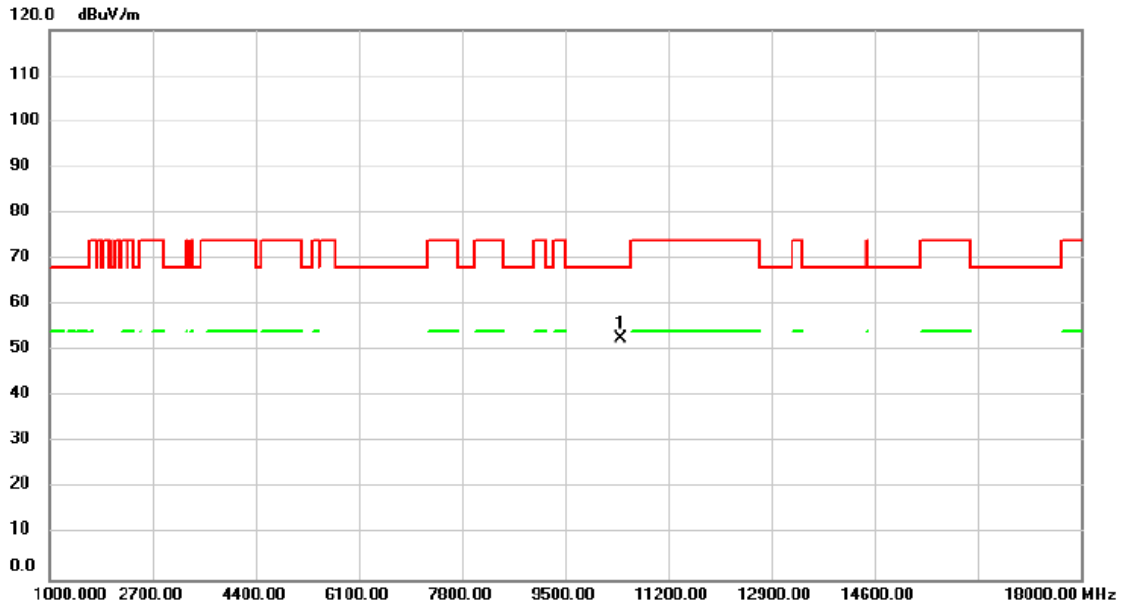

No.	Mk.	Freq.	Reading Level	Correct Factor	Measure-ment	Limit	Over		
		MHz	dBuV	dB	dBuV/m	dBuV/m	dB	Detector	Comment
1	*	10420.00	45.98	6.78	52.76	68.20	-15.44	peak	

REMARKS:
(1) Measurement Value = Reading Level + Correct Factor.
(2) Margin Level = Measurement Value - Limit Value.

Test Mode	IEEE 802.11ac (VHT80)	Test Date	2024/8/22
Test Frequency	5290MHz	Polarization	Vertical

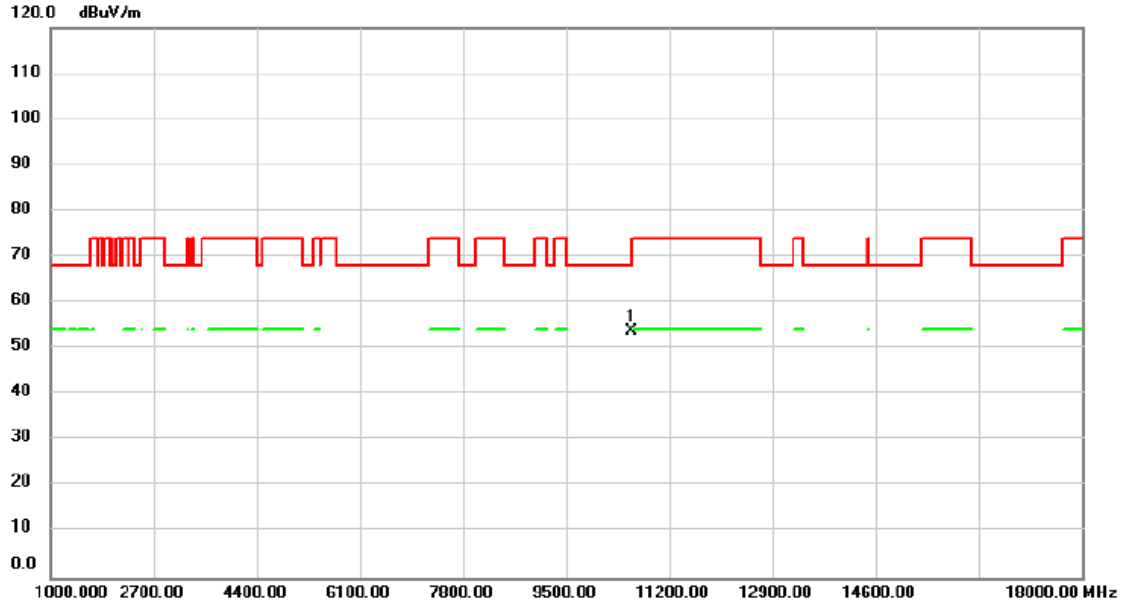

No.	Mk.	Freq.	Reading Level	Correct Factor	Measure-ment	Limit	Over		
		MHz	dBuV	dB	dBuV/m	dBuV/m	dB	Detector	Comment
1	*	10580.00	46.90	6.85	53.75	68.20	-14.45	peak	

REMARKS:
(1) Measurement Value = Reading Level + Correct Factor.
(2) Margin Level = Measurement Value - Limit Value.

Test Mode	IEEE 802.11ac (VHT80)	Test Date	2024/8/22
Test Frequency	5290MHz	Polarization	Horizontal

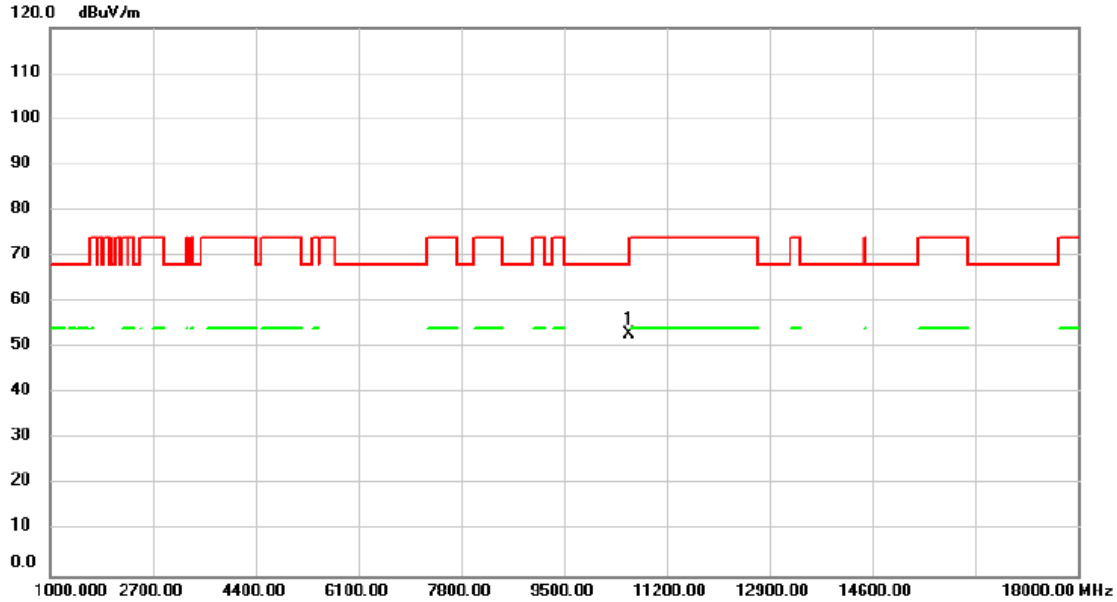

No.	Mk.	Freq.	Reading Level	Correct Factor	Measure-ment	Limit	Over		
		MHz	dBuV	dB	dBuV/m	dBuV/m	dB	Detector	Comment
1	*	10580.00	45.96	6.85	52.81	68.20	-15.39	peak	

REMARKS:
(1) Measurement Value = Reading Level + Correct Factor.
(2) Margin Level = Measurement Value - Limit Value.

Test Mode	IEEE 802.11ac (VHT80)	Test Date	2024/8/22
Test Frequency	5530MHz	Polarization	Vertical

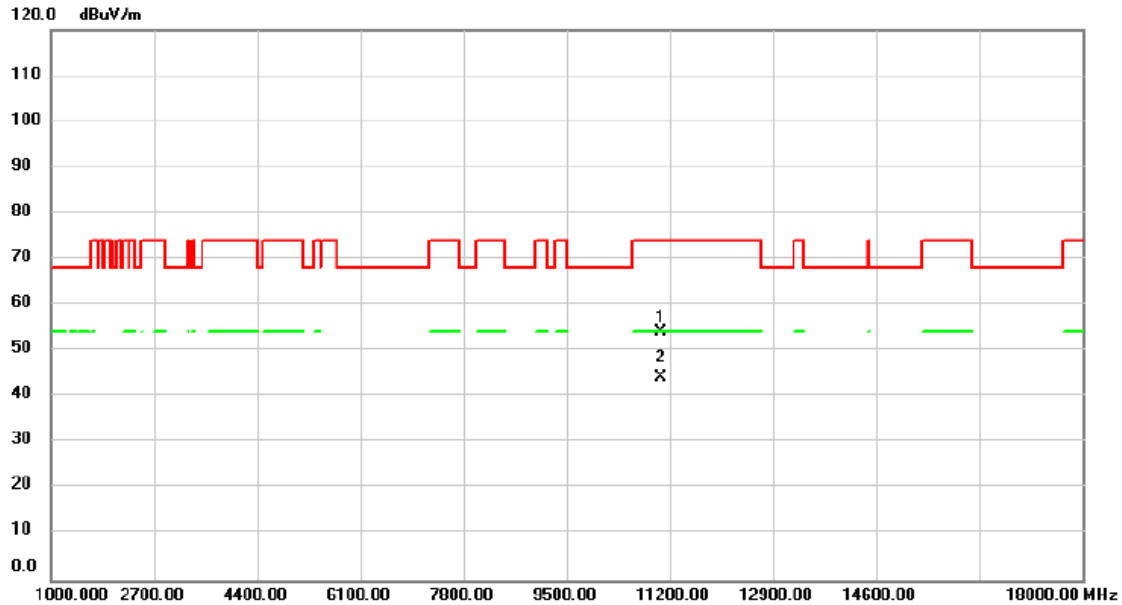

No.	Mk.	Freq.	Reading Level	Correct Factor	Measure-ment	Limit	Over		
		MHz	dBuV	dB	dBuV/m	dBuV/m	dB	Detector	Comment
1		11060.00	46.99	7.15	54.14	74.00	-19.86	peak	
2	*	11060.00	37.19	7.15	44.34	54.00	-9.66	AVG	

REMARKS:
(1) Measurement Value = Reading Level + Correct Factor.
(2) Margin Level = Measurement Value - Limit Value.

Test Mode	IEEE 802.11ac (VHT80)	Test Date	2024/8/22
Test Frequency	5530MHz	Polarization	Horizontal

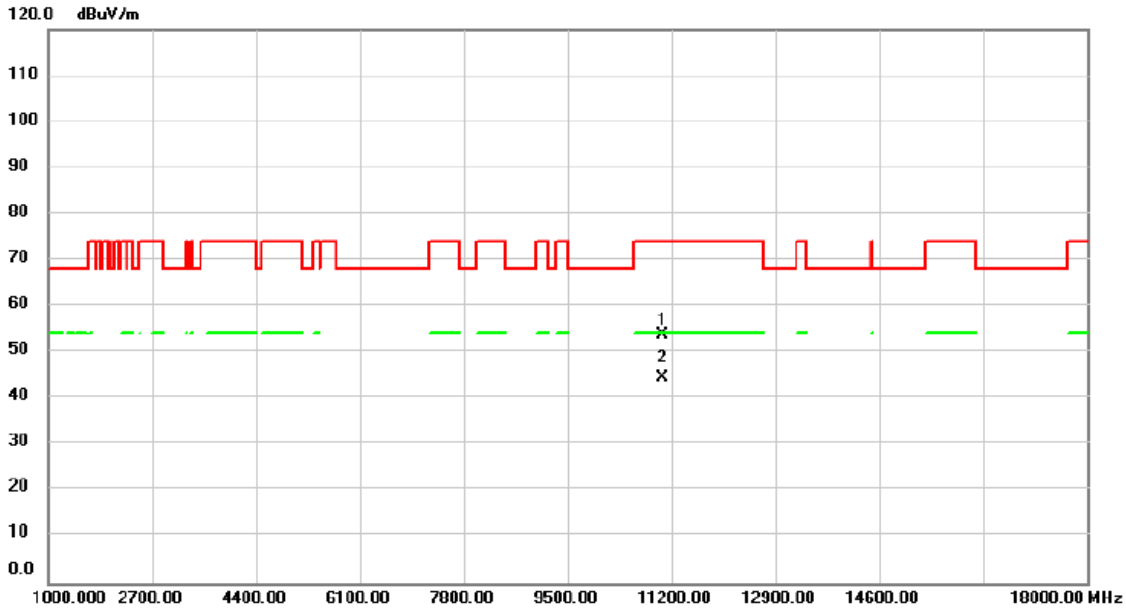

No.	Mk.	Freq.	Reading Level	Correct Factor	Measure-ment	Limit	Over		
		MHz	dBuV	dB	dBuV/m	dBuV/m	dB	Detector	Comment
1		11060.00	46.57	7.15	53.72	74.00	-20.28	peak	
2	*	11060.00	37.33	7.15	44.48	54.00	-9.52	AVG	

REMARKS:
(1) Measurement Value = Reading Level + Correct Factor.
(2) Margin Level = Measurement Value - Limit Value.

Test Mode	IEEE 802.11ac (VHT80)	Test Date	2024/8/22
Test Frequency	5610MHz	Polarization	Vertical

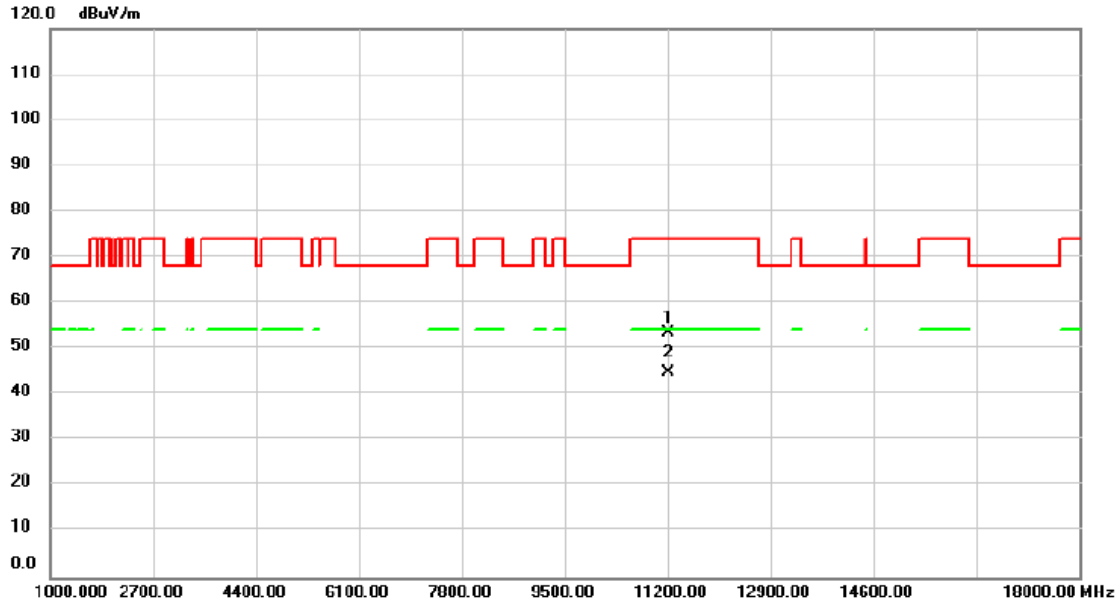

No.	Mk.	Freq.	Reading Level	Correct Factor	Measure-ment	Limit	Over		
		MHz	dBuV	dB	dBuV/m	dBuV/m	dB	Detector	Comment
1		11220.00	46.19	7.30	53.49	74.00	-20.51	peak	
2	*	11220.00	37.48	7.30	44.78	54.00	-9.22	AVG	

REMARKS:
(1) Measurement Value = Reading Level + Correct Factor.
(2) Margin Level = Measurement Value - Limit Value.

Test Mode	IEEE 802.11ac (VHT80)	Test Date	2024/8/22
Test Frequency	5610MHz	Polarization	Horizontal

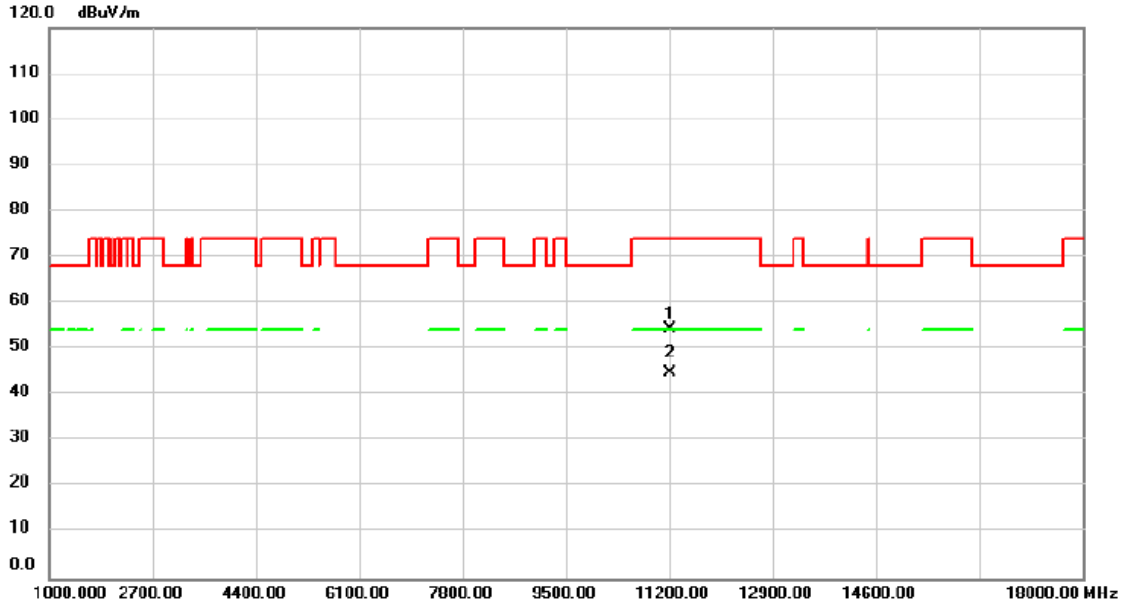

No.	Mk.	Freq.	Reading Level	Correct Factor	Measure-ment	Limit	Over		
		MHz	dBuV	dB	dBuV/m	dBuV/m	dB	Detector	Comment
1		11220.00	47.10	7.30	54.40	74.00	-19.60	peak	
2	*	11220.00	37.68	7.30	44.98	54.00	-9.02	AVG	

REMARKS:
(1) Measurement Value = Reading Level + Correct Factor.
(2) Margin Level = Measurement Value - Limit Value.

Test Mode	IEEE 802.11ac (VHT80)	Test Date	2024/8/22
Test Frequency	5775MHz	Polarization	Vertical

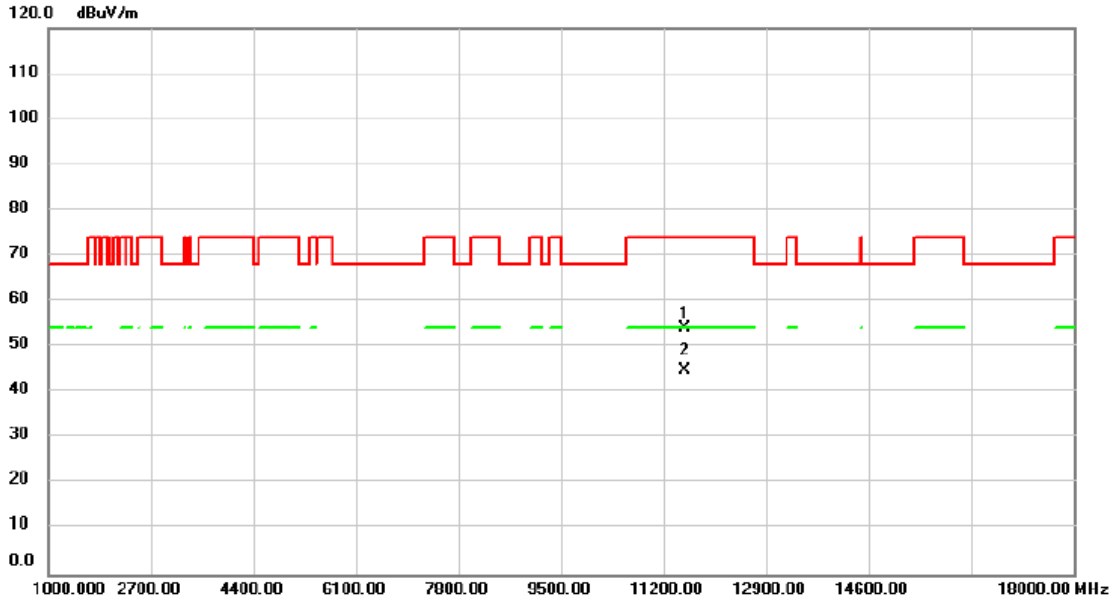

No.	Mk.	Freq.	Reading Level	Correct Factor	Measure-ment	Limit	Over		
		MHz	dBuV	dB	dBuV/m	dBuV/m	dB	Detector	Comment
1		11550.00	46.67	7.58	54.25	74.00	-19.75	peak	
2	*	11550.00	37.37	7.58	44.95	54.00	-9.05	AVG	

REMARKS:
(1) Measurement Value = Reading Level + Correct Factor.
(2) Margin Level = Measurement Value - Limit Value.

Test Mode	IEEE 802.11ac (VHT80)	Test Date	2024/8/22
Test Frequency	5775MHz	Polarization	Horizontal

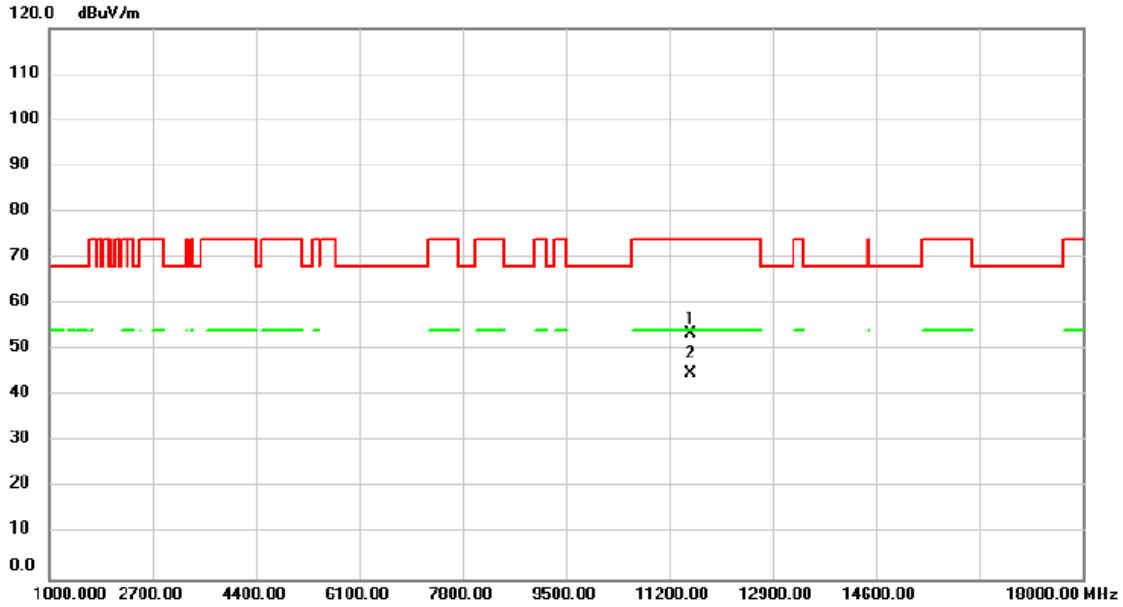

No.	Mk.	Freq.	Reading Level	Correct Factor	Measure-ment	Limit	Over		
		MHz	dBuV	dB	dBuV/m	dBuV/m	dB	Detector	Comment
1		11550.00	46.06	7.58	53.64	74.00	-20.36	peak	
2	*	11550.00	37.34	7.58	44.92	54.00	-9.08	AVG	

REMARKS:
(1) Measurement Value = Reading Level + Correct Factor.
(2) Margin Level = Measurement Value - Limit Value.

Test Mode	IEEE 802.11ax (HE20)	Test Date	2024/8/22
Test Frequency	5180MHz	Polarization	Vertical

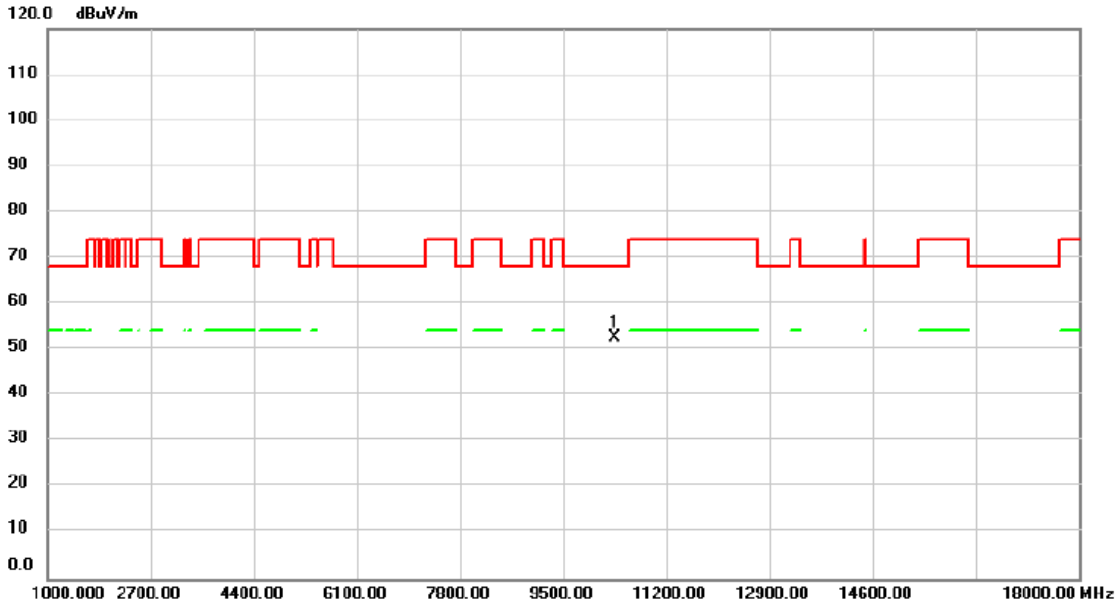

No.	Mk.	Freq.	Reading Level	Correct Factor	Measure-ment	Limit	Over		
		MHz	dBuV	dB	dBuV/m	dBuV/m	dB	Detector	Comment
1	*	10360.00	45.93	6.76	52.69	68.20	-15.51	peak	

REMARKS:
(1) Measurement Value = Reading Level + Correct Factor.
(2) Margin Level = Measurement Value - Limit Value.

Test Mode	IEEE 802.11ax (HE20)	Test Date	2024/8/22
Test Frequency	5180MHz	Polarization	Horizontal

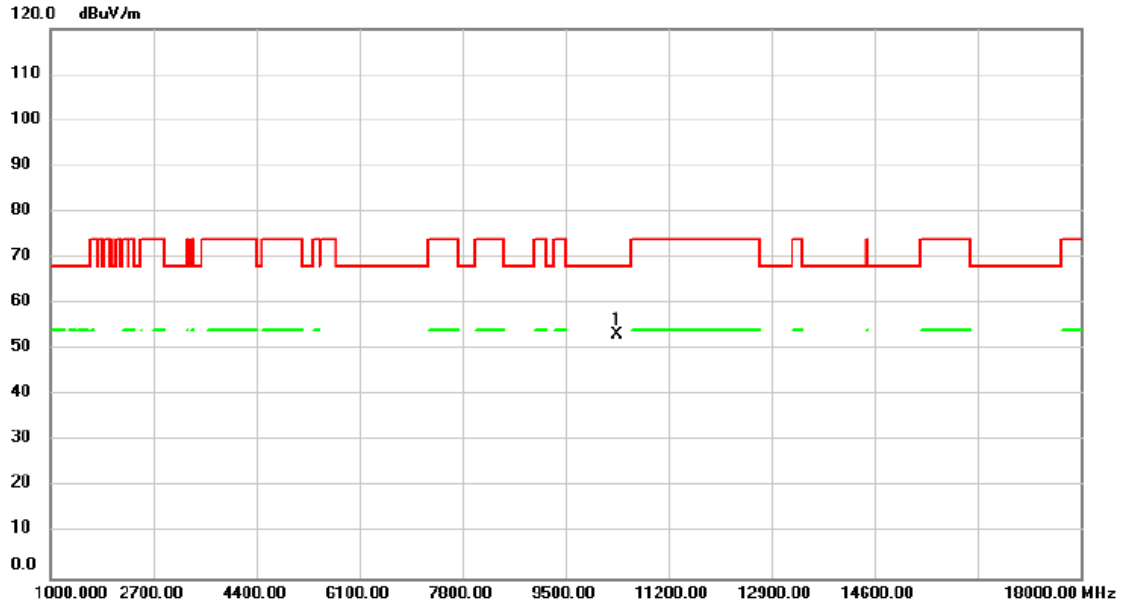

No.	Mk.	Freq.	Reading Level	Correct Factor	Measure-ment	Limit	Over		
		MHz	dBuV	dB	dBuV/m	dBuV/m	dB	Detector	Comment
1	*	10360.00	46.49	6.76	53.25	68.20	-14.95	peak	

REMARKS:
(1) Measurement Value = Reading Level + Correct Factor.
(2) Margin Level = Measurement Value - Limit Value.

Test Mode	IEEE 802.11ax (HE20)	Test Date	2024/8/22
Test Frequency	5200MHz	Polarization	Vertical

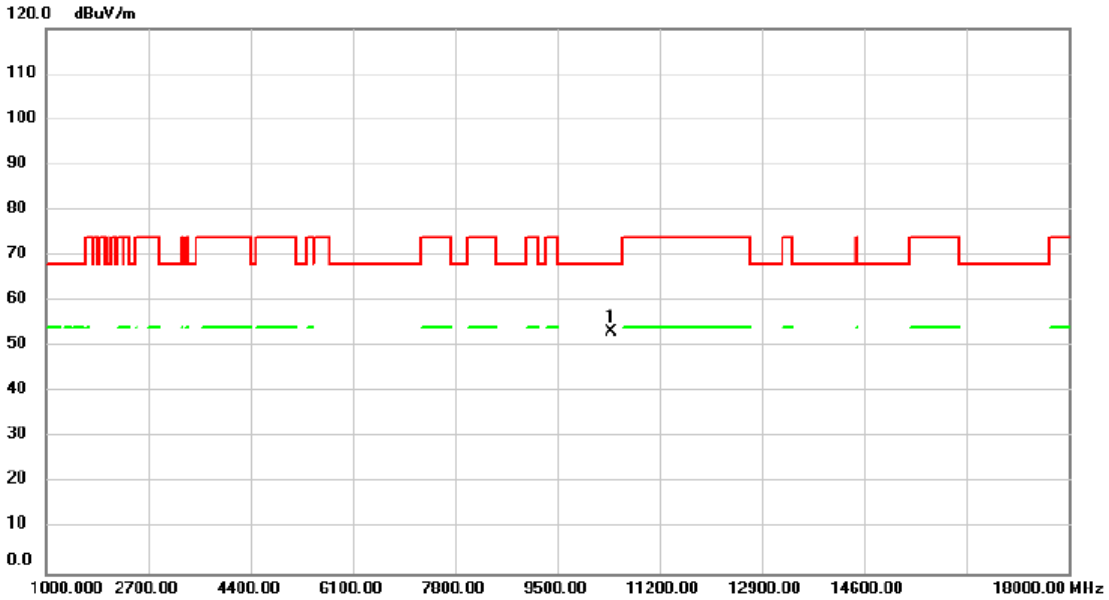

No.	Mk.	Freq.	Reading Level	Correct Factor	Measure-ment	Limit	Over		
		MHz	dBuV	dB	dBuV/m	dBuV/m	dB	Detector	Comment
1	*	10400.00	46.60	6.78	53.38	68.20	-14.82	peak	

REMARKS:
(1) Measurement Value = Reading Level + Correct Factor.
(2) Margin Level = Measurement Value - Limit Value.

Test Mode	IEEE 802.11ax (HE20)	Test Date	2024/8/22
Test Frequency	5200MHz	Polarization	Horizontal

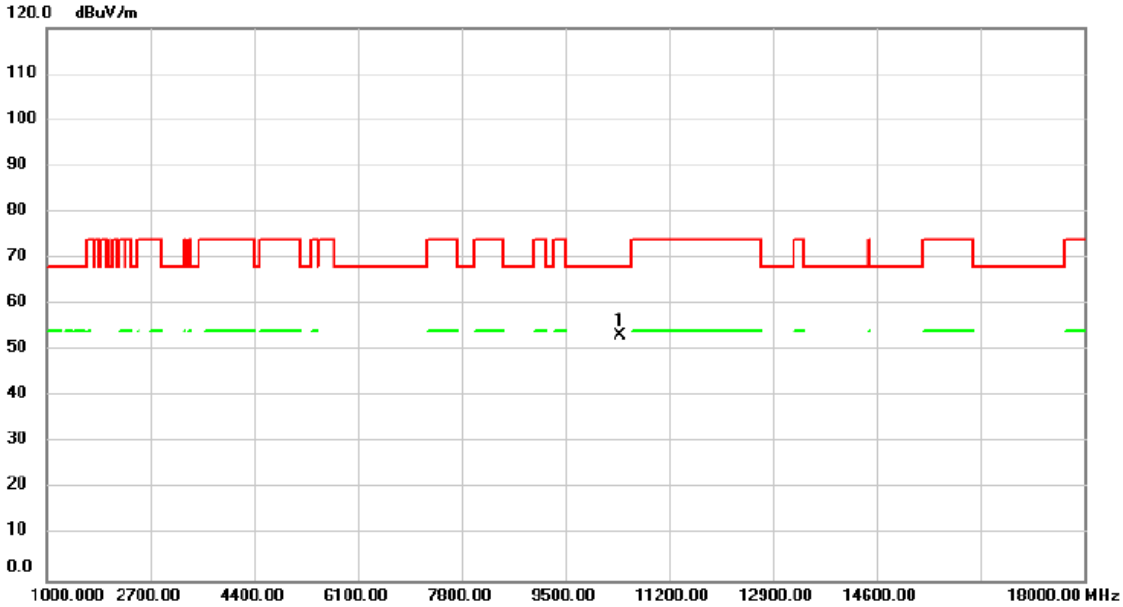

No.	Mk.	Freq.	Reading Level	Correct Factor	Measure-ment	Limit	Over		
		MHz	dBuV	dB	dBuV/m	dBuV/m	dB	Detector	Comment
1	*	10400.00	46.45	6.78	53.23	68.20	-14.97	peak	

REMARKS:
(1) Measurement Value = Reading Level + Correct Factor.
(2) Margin Level = Measurement Value - Limit Value.

Test Mode	IEEE 802.11ax (HE20)	Test Date	2024/8/22
Test Frequency	5240MHz	Polarization	Vertical

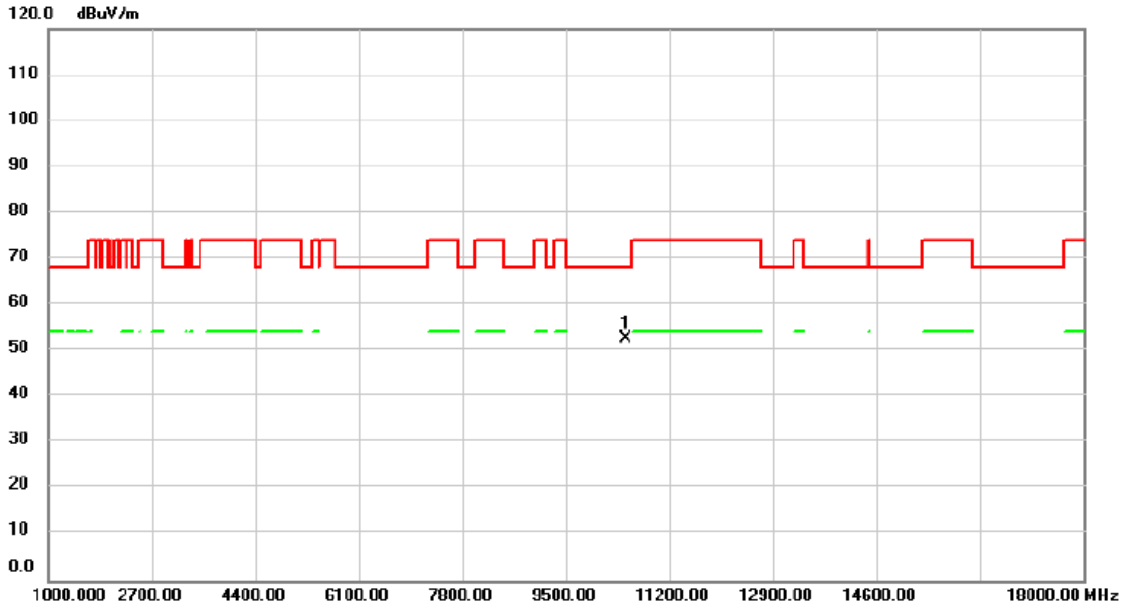

No.	Mk.	Freq.	Reading Level	Correct Factor	Measure-ment	Limit	Over		
		MHz	dBuV	dB	dBuV/m	dBuV/m	dB	Detector	Comment
1	*	10480.00	45.83	6.81	52.64	68.20	-15.56	peak	

REMARKS:
(1) Measurement Value = Reading Level + Correct Factor.
(2) Margin Level = Measurement Value - Limit Value.

Test Mode	IEEE 802.11ax (HE20)	Test Date	2024/8/22
Test Frequency	5240MHz	Polarization	Horizontal

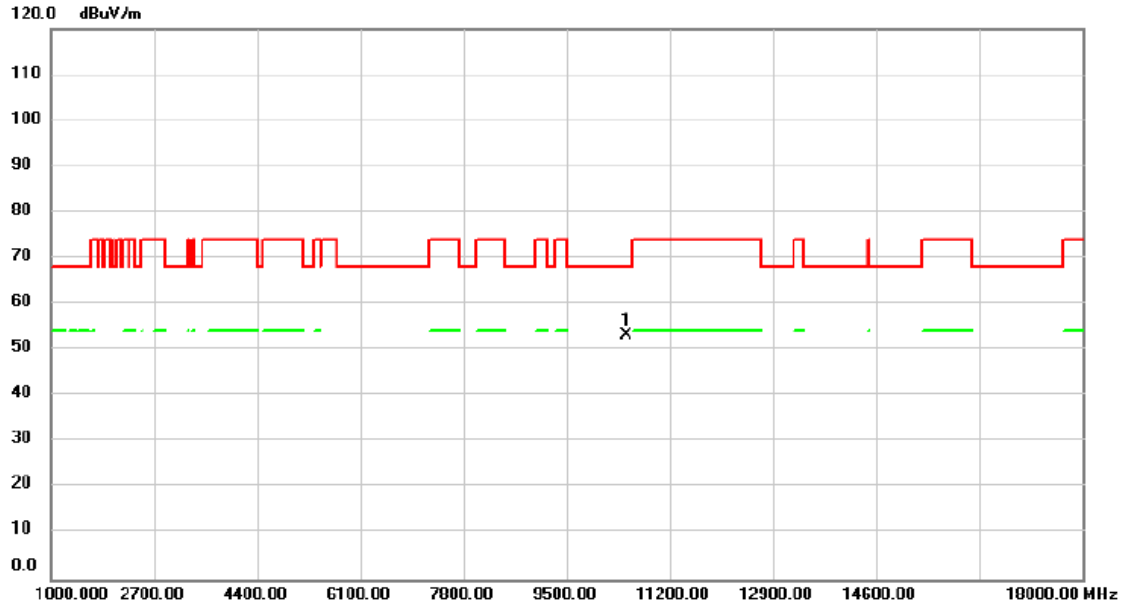

No.	Mk.	Freq.	Reading Level	Correct Factor	Measure-ment	Limit	Over		
		MHz	dBuV	dB	dBuV/m	dBuV/m	dB	Detector	Comment
1	*	10480.00	46.44	6.81	53.25	68.20	-14.95	peak	

REMARKS:
(1) Measurement Value = Reading Level + Correct Factor.
(2) Margin Level = Measurement Value - Limit Value.

Test Mode	IEEE 802.11ax (HE20)	Test Date	2024/8/22
Test Frequency	5260MHz	Polarization	Vertical

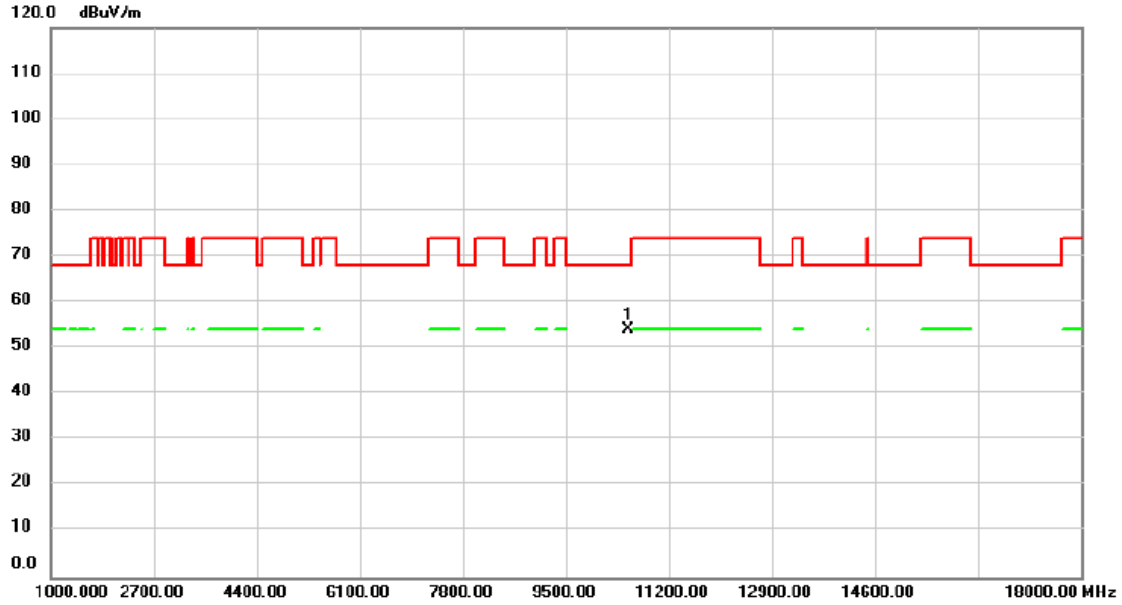

No.	Mk.	Freq.	Reading Level	Correct Factor	Measure-ment	Limit	Over		
		MHz	dBuV	dB	dBuV/m	dBuV/m	dB	Detector	Comment
1	*	10520.00	47.22	6.82	54.04	68.20	-14.16	peak	

REMARKS:
(1) Measurement Value = Reading Level + Correct Factor.
(2) Margin Level = Measurement Value - Limit Value.

Test Mode	IEEE 802.11ax (HE20)	Test Date	2024/8/22
Test Frequency	5260MHz	Polarization	Horizontal

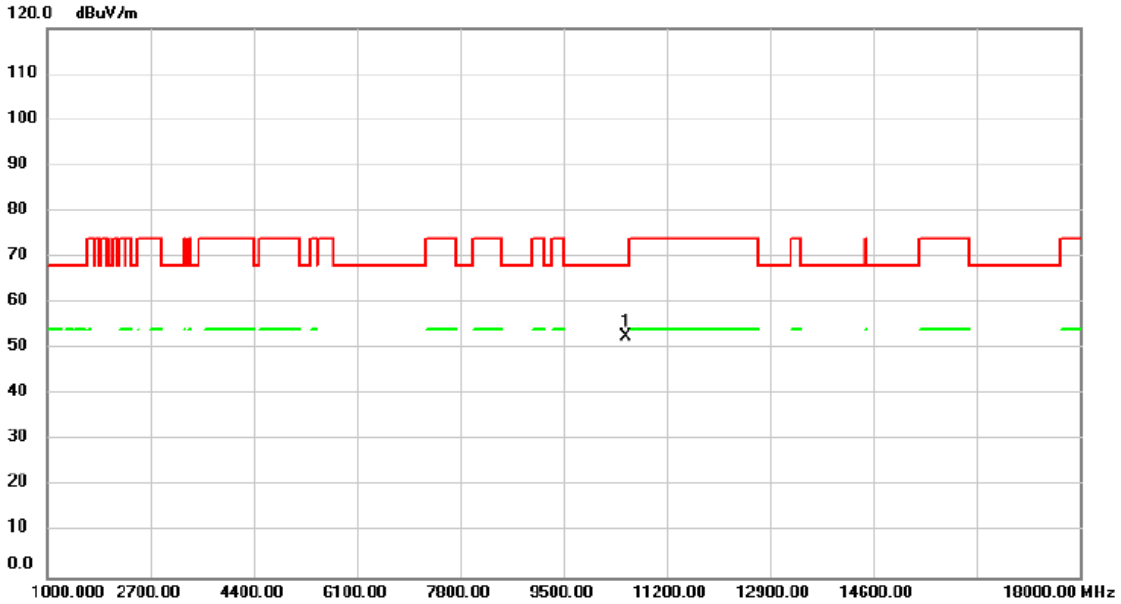

No.	Mk.	Freq.	Reading Level	Correct Factor	Measure-ment	Limit	Over		
		MHz	dBuV	dB	dBuV/m	dBuV/m	dB	Detector	Comment
1	*	10520.00	45.72	6.82	52.54	68.20	-15.66	peak	

REMARKS:
(1) Measurement Value = Reading Level + Correct Factor.
(2) Margin Level = Measurement Value - Limit Value.

Test Mode	IEEE 802.11ax (HE20)	Test Date	2024/8/22
Test Frequency	5300MHz	Polarization	Vertical

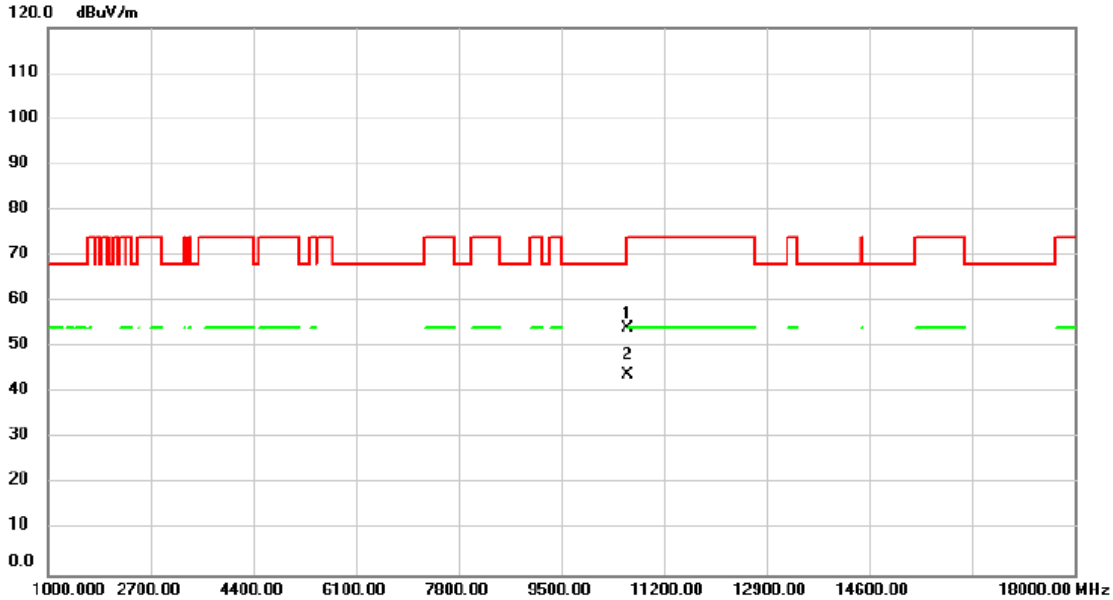

No.	Mk.	Freq.	Reading Level	Correct Factor	Measure-ment	Limit	Over		
		MHz	dBuV	dB	dBuV/m	dBuV/m	dB	Detector	Comment
1		10600.00	47.36	6.87	54.23	68.20	-13.97	peak	
2	*	10600.00	36.98	6.87	43.85	54.00	-10.15	AVG	

REMARKS:
(1) Measurement Value = Reading Level + Correct Factor.
(2) Margin Level = Measurement Value - Limit Value.

Test Mode	IEEE 802.11ax (HE20)	Test Date	2024/8/22
Test Frequency	5300MHz	Polarization	Horizontal

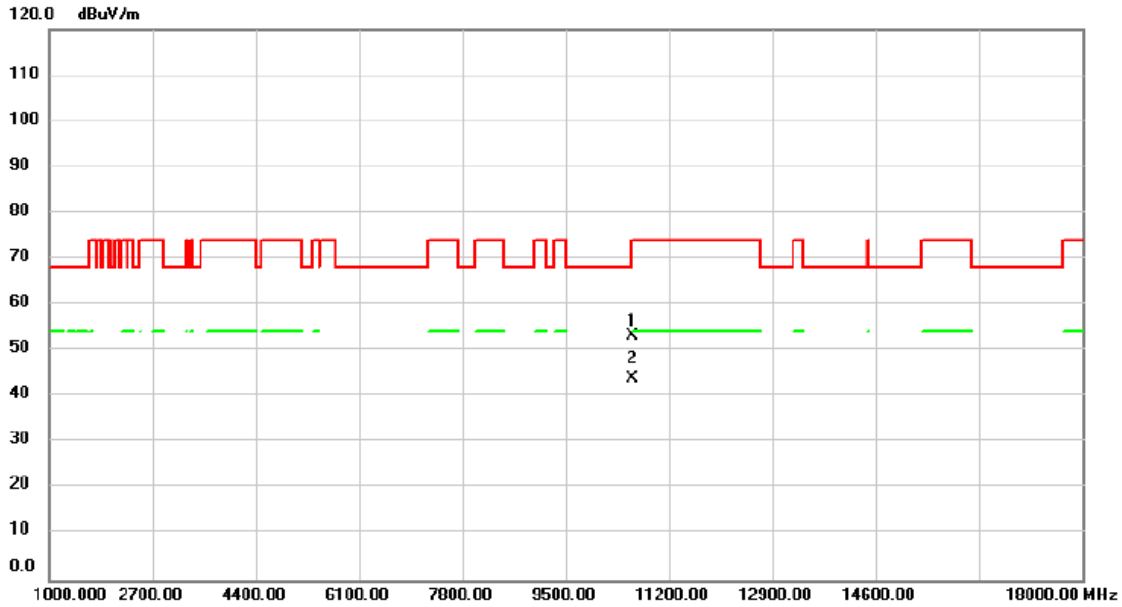

No.	Mk.	Freq.	Reading Level	Correct Factor	Measure-ment	Limit	Over		
		MHz	dBuV	dB	dBuV/m	dBuV/m	dB	Detector	Comment
1		10600.00	46.47	6.87	53.34	68.20	-14.86	peak	
2	*	10600.00	37.10	6.87	43.97	54.00	-10.03	AVG	

REMARKS:
(1) Measurement Value = Reading Level + Correct Factor.
(2) Margin Level = Measurement Value - Limit Value.

Test Mode	IEEE 802.11ax (HE20)	Test Date	2024/8/22
Test Frequency	5320MHz	Polarization	Vertical

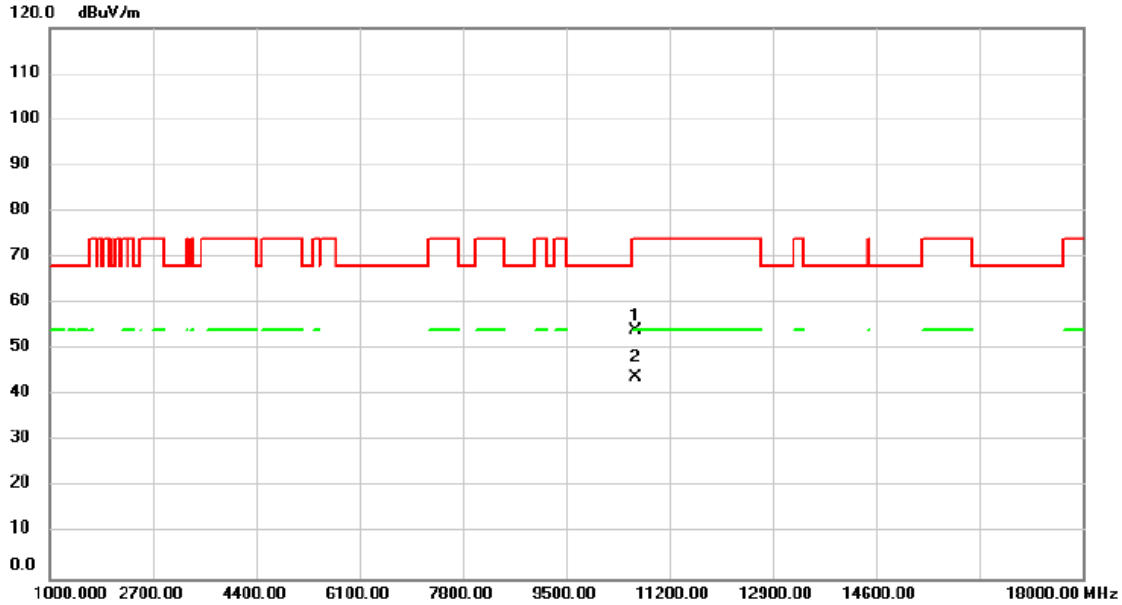

No.	Mk.	Freq.	Reading Level	Correct Factor	Measure-ment	Limit	Over		
		MHz	dBuV	dB	dBuV/m	dBuV/m	dB	Detector	Comment
1		10640.00	47.23	6.89	54.12	74.00	-19.88	peak	
2	*	10640.00	37.20	6.89	44.09	54.00	-9.91	AVG	

REMARKS:
(1) Measurement Value = Reading Level + Correct Factor.
(2) Margin Level = Measurement Value - Limit Value.

Test Mode	IEEE 802.11ax (HE20)	Test Date	2024/8/22
Test Frequency	5320MHz	Polarization	Horizontal

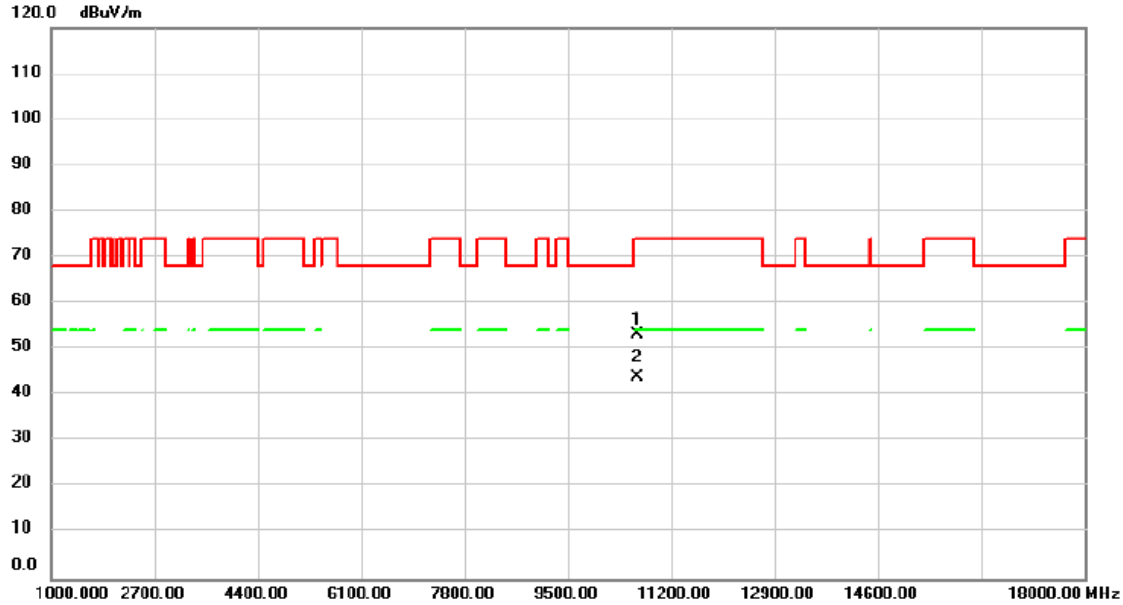

No.	Mk.	Freq.	Reading Level	Correct Factor	Measure-ment	Limit	Over		
		MHz	dBuV	dB	dBuV/m	dBuV/m	dB	Detector	Comment
1		10640.00	46.32	6.89	53.21	74.00	-20.79	peak	
2	*	10640.00	36.97	6.89	43.86	54.00	-10.14	AVG	

REMARKS:
(1) Measurement Value = Reading Level + Correct Factor.
(2) Margin Level = Measurement Value - Limit Value.

Test Mode	IEEE 802.11ax (HE20)	Test Date	2024/8/22
Test Frequency	5500MHz	Polarization	Vertical

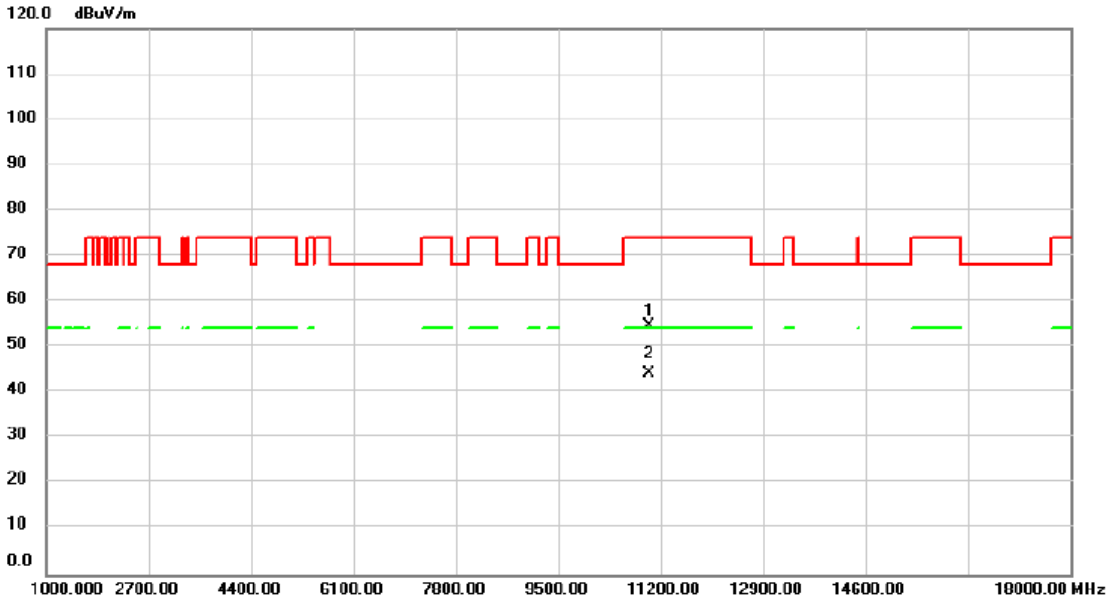

No.	Mk.	Freq.	Reading Level	Correct Factor	Measure-ment	Limit	Over		
		MHz	dBuV	dB	dBuV/m	dBuV/m	dB	Detector	Comment
1		11000.00	47.58	7.09	54.67	74.00	-19.33	peak	
2	*	11000.00	37.17	7.09	44.26	54.00	-9.74	AVG	

REMARKS:
(1) Measurement Value = Reading Level + Correct Factor.
(2) Margin Level = Measurement Value - Limit Value.

Test Mode	IEEE 802.11ax (HE20)	Test Date	2024/8/22
Test Frequency	5500MHz	Polarization	Horizontal

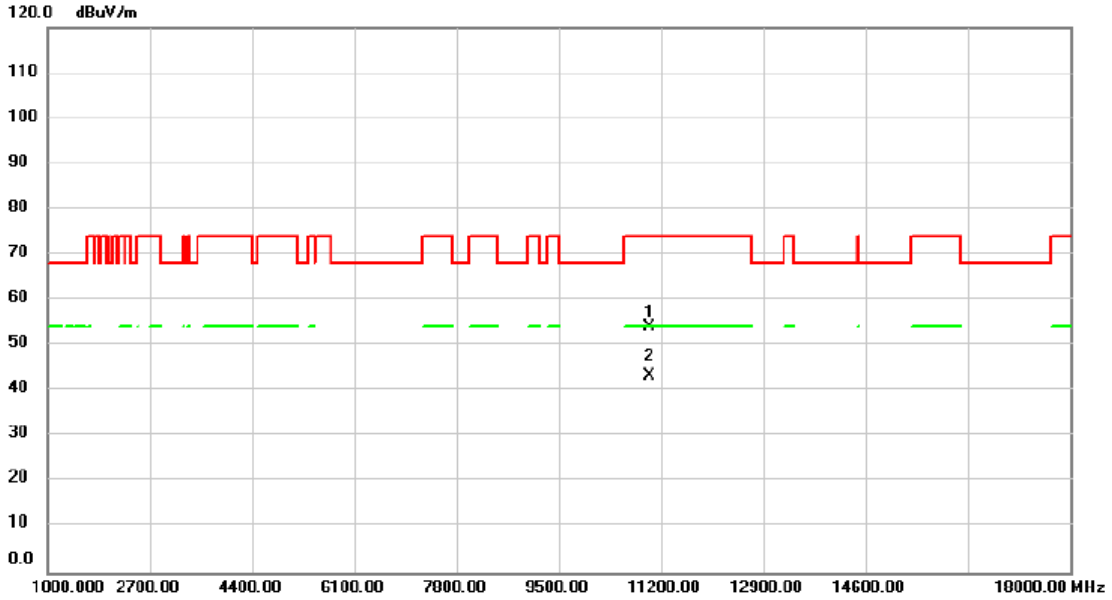

No.	Mk.	Freq.	Reading Level	Correct Factor	Measure-ment	Limit	Over		
		MHz	dBuV	dB	dBuV/m	dBuV/m	dB	Detector	Comment
1		11000.00	47.00	7.09	54.09	74.00	-19.91	peak	
2	*	11000.00	36.31	7.09	43.40	54.00	-10.60	AVG	

REMARKS:
(1) Measurement Value = Reading Level + Correct Factor.
(2) Margin Level = Measurement Value - Limit Value.

Test Mode	IEEE 802.11ax (HE20)	Test Date	2024/8/22
Test Frequency	5580MHz	Polarization	Vertical

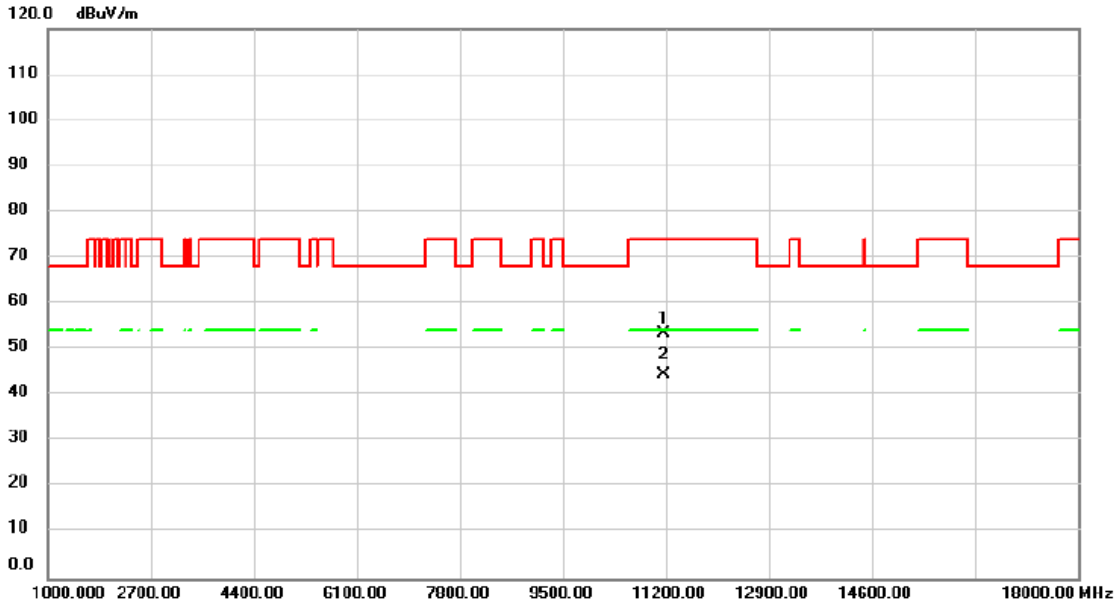

No.	Mk.	Freq.	Reading Level	Correct Factor	Measure-ment	Limit	Over		
		MHz	dBuV	dB	dBuV/m	dBuV/m	dB	Detector	Comment
1		11160.00	46.17	7.25	53.42	74.00	-20.58	peak	
2	*	11160.00	37.18	7.25	44.43	54.00	-9.57	AVG	

REMARKS:
(1) Measurement Value = Reading Level + Correct Factor.
(2) Margin Level = Measurement Value - Limit Value.

Test Mode	IEEE 802.11ax (HE20)	Test Date	2024/8/22
Test Frequency	5580MHz	Polarization	Horizontal

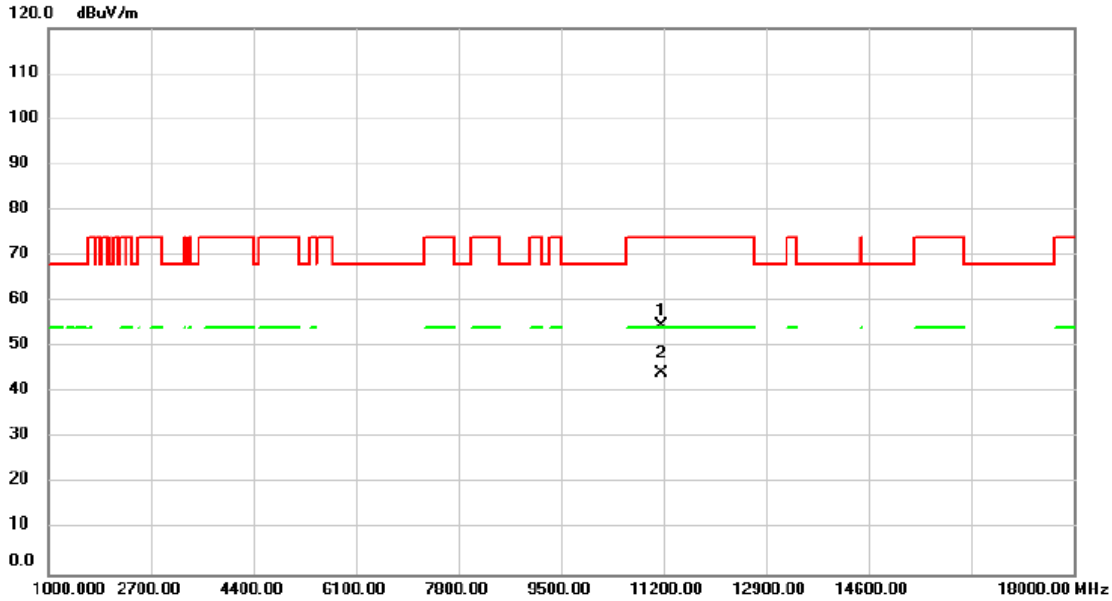

No.	Mk.	Freq.	Reading Level	Correct Factor	Measure-ment	Limit	Over		
		MHz	dBuV	dB	dBuV/m	dBuV/m	dB	Detector	Comment
1		11160.00	47.43	7.25	54.68	74.00	-19.32	peak	
2	*	11160.00	37.13	7.25	44.38	54.00	-9.62	AVG	

REMARKS:
(1) Measurement Value = Reading Level + Correct Factor.
(2) Margin Level = Measurement Value - Limit Value.

Test Mode	IEEE 802.11ax (HE20)	Test Date	2024/8/22
Test Frequency	5700MHz	Polarization	Vertical

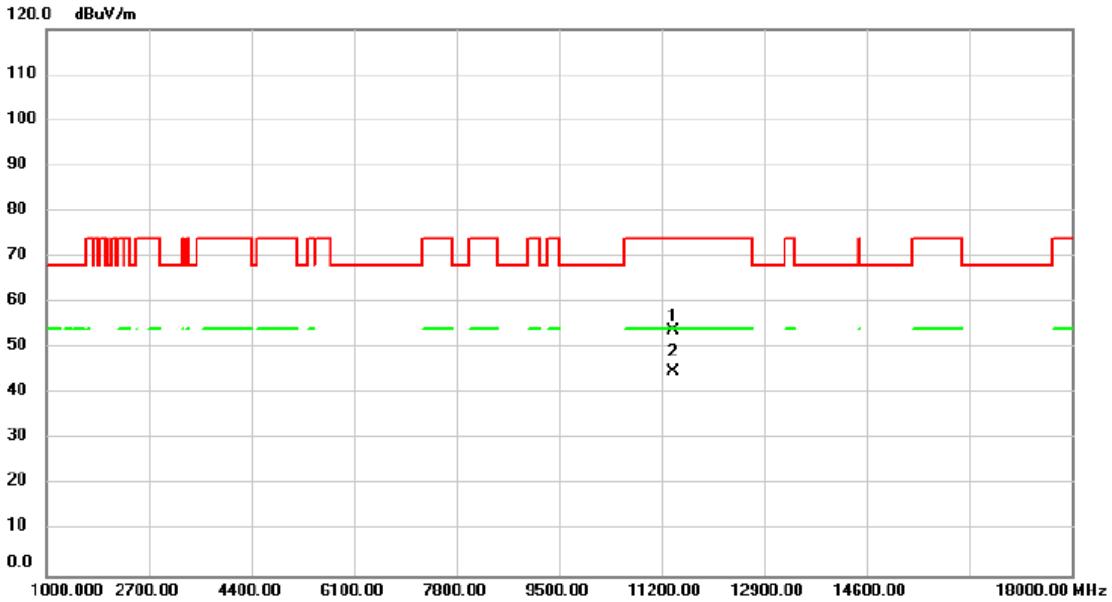

No.	Mk.	Freq.	Reading Level	Correct Factor	Measure-ment	Limit	Over		
		MHz	dBuV	dB	dBuV/m	dBuV/m	dB	Detector	Comment
1		11400.00	46.39	7.48	53.87	74.00	-20.13	peak	
2	*	11400.00	37.43	7.48	44.91	54.00	-9.09	AVG	

REMARKS:
(1) Measurement Value = Reading Level + Correct Factor.
(2) Margin Level = Measurement Value - Limit Value.

Test Mode	IEEE 802.11ax (HE20)	Test Date	2024/8/22
Test Frequency	5700MHz	Polarization	Horizontal

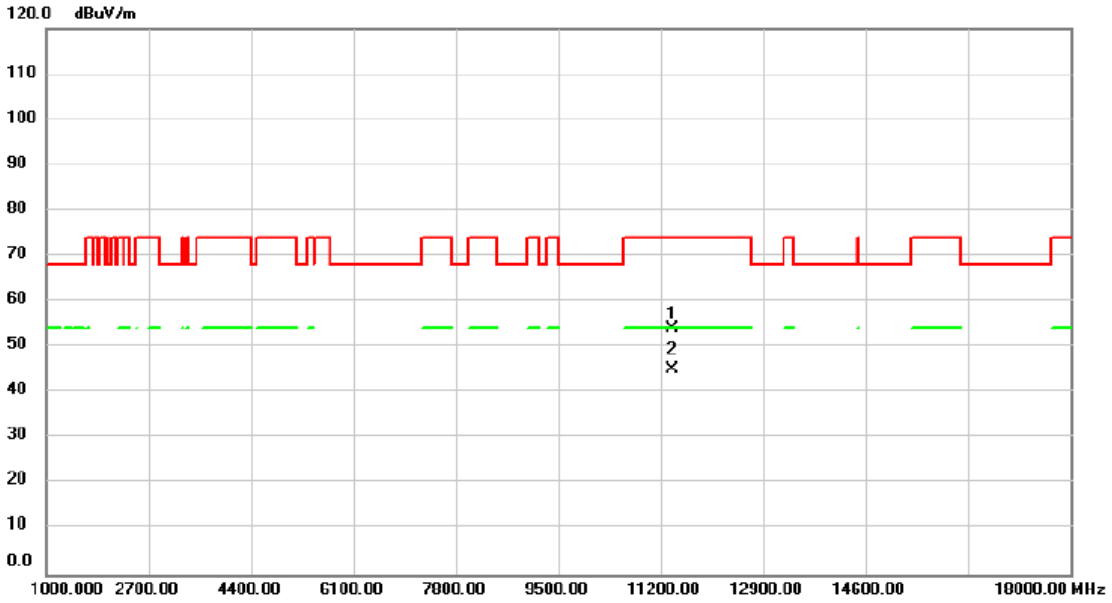

No.	Mk.	Freq.	Reading Level	Correct Factor	Measure-ment	Limit	Over		
		MHz	dBuV	dB	dBuV/m	dBuV/m	dB	Detector	Comment
1		11400.00	46.77	7.48	54.25	74.00	-19.75	peak	
2	*	11400.00	37.61	7.48	45.09	54.00	-8.91	AVG	

REMARKS:
(1) Measurement Value = Reading Level + Correct Factor.
(2) Margin Level = Measurement Value - Limit Value.

Test Mode	IEEE 802.11ax (HE20)	Test Date	2024/8/22
Test Frequency	5745MHz	Polarization	Vertical

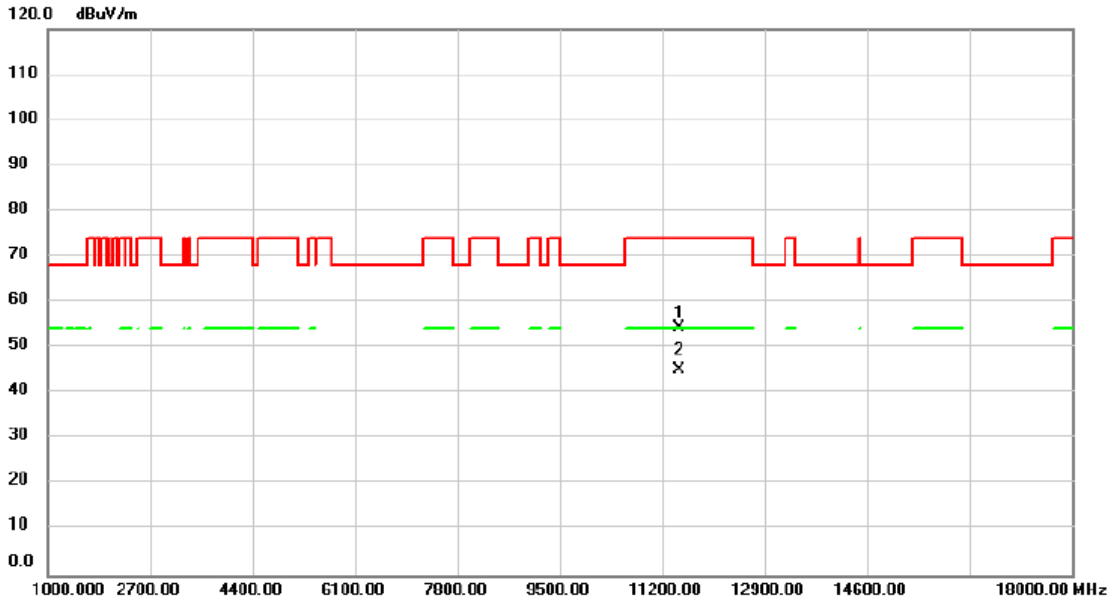

No.	Mk.	Freq.	Reading Level	Correct Factor	Measure-ment	Limit	Over		
		MHz	dBuV	dB	dBuV/m	dBuV/m	dB	Detector	Comment
1		11490.00	46.88	7.56	54.44	74.00	-19.56	peak	
2	*	11490.00	37.53	7.56	45.09	54.00	-8.91	AVG	

REMARKS:
(1) Measurement Value = Reading Level + Correct Factor.
(2) Margin Level = Measurement Value - Limit Value.

Test Mode	IEEE 802.11ax (HE20)	Test Date	2024/8/22
Test Frequency	5745MHz	Polarization	Horizontal

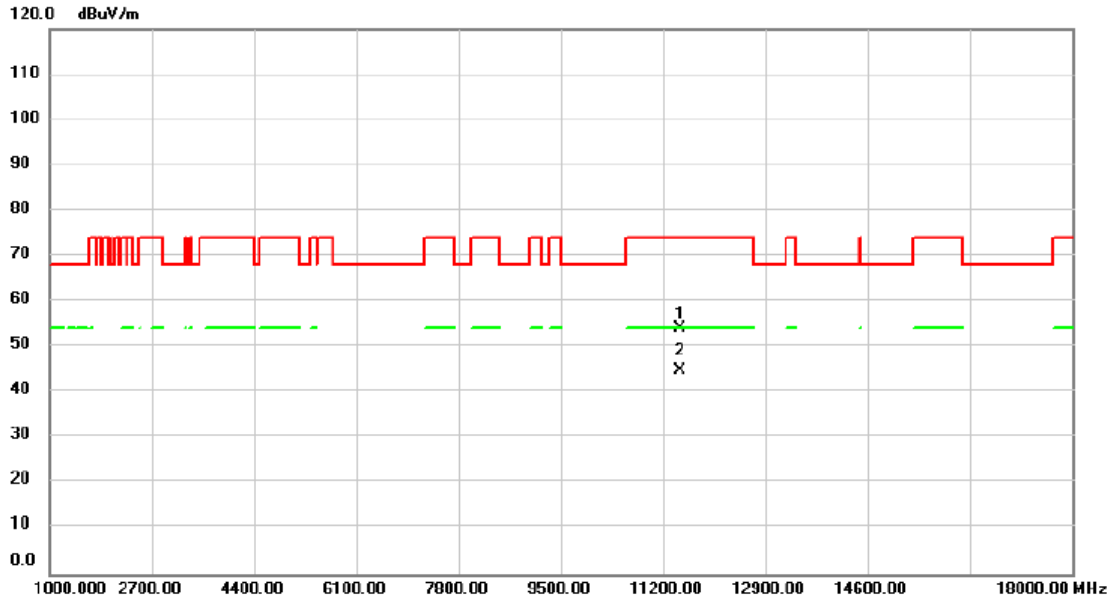

No.	Mk.	Freq.	Reading Level	Correct Factor	Measure-ment	Limit	Over		
		MHz	dBuV	dB	dBuV/m	dBuV/m	dB	Detector	Comment
1		11490.00	46.63	7.56	54.19	74.00	-19.81	peak	
2	*	11490.00	37.28	7.56	44.84	54.00	-9.16	AVG	

REMARKS:
(1) Measurement Value = Reading Level + Correct Factor.
(2) Margin Level = Measurement Value - Limit Value.

Test Mode	IEEE 802.11ax (HE20)	Test Date	2024/8/22
Test Frequency	5785MHz	Polarization	Vertical

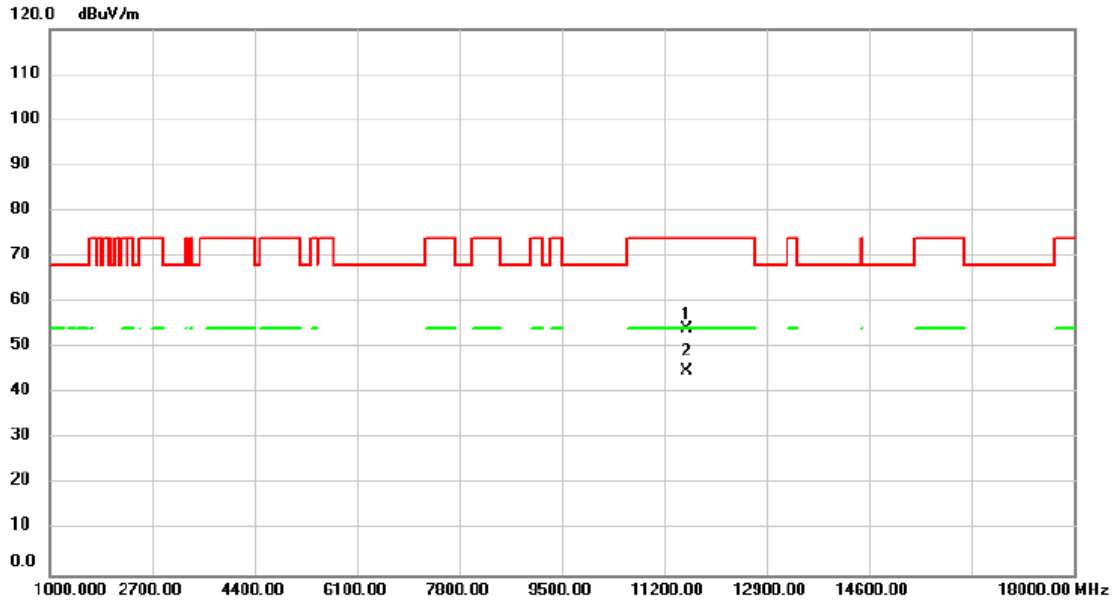

No.	Mk.	Freq.	Reading Level	Correct Factor	Measure-ment	Limit	Over		
		MHz	dBuV	dB	dBuV/m	dBuV/m	dB	Detector	Comment
1		11570.00	46.45	7.59	54.04	74.00	-19.96	peak	
2	*	11570.00	37.20	7.59	44.79	54.00	-9.21	AVG	

REMARKS:
(1) Measurement Value = Reading Level + Correct Factor.
(2) Margin Level = Measurement Value - Limit Value.

Test Mode	IEEE 802.11ax (HE20)	Test Date	2024/8/22
Test Frequency	5785MHz	Polarization	Horizontal

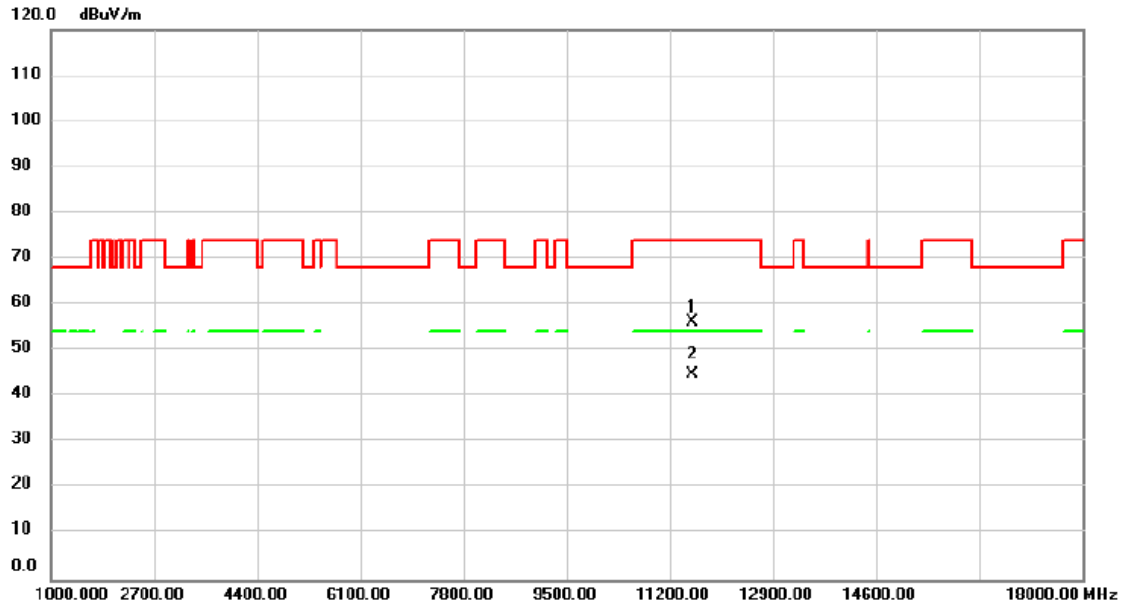

No.	Mk.	Freq.	Reading Level	Correct Factor	Measure-ment	Limit	Over		
		MHz	dBuV	dB	dBuV/m	dBuV/m	dB	Detector	Comment
1		11570.00	48.52	7.59	56.11	74.00	-17.89	peak	
2	*	11570.00	37.36	7.59	44.95	54.00	-9.05	AVG	

REMARKS:
(1) Measurement Value = Reading Level + Correct Factor.
(2) Margin Level = Measurement Value - Limit Value.

Test Mode	IEEE 802.11ax (HE20)	Test Date	2024/8/22
Test Frequency	5825MHz	Polarization	Vertical

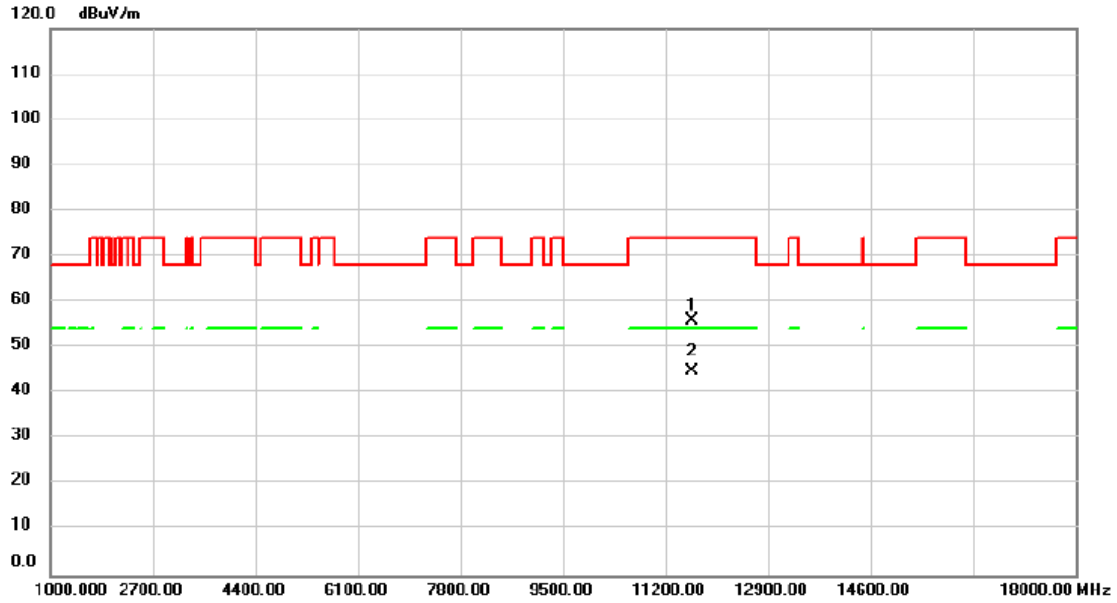

No.	Mk.	Freq.	Reading Level	Correct Factor	Measure-ment	Limit	Over		
		MHz	dBuV	dB	dBuV/m	dBuV/m	dB	Detector	Comment
1		11650.00	48.22	7.62	55.84	74.00	-18.16	peak	
2	*	11650.00	37.29	7.62	44.91	54.00	-9.09	AVG	

REMARKS:
(1) Measurement Value = Reading Level + Correct Factor.
(2) Margin Level = Measurement Value - Limit Value.

Test Mode	IEEE 802.11ax (HE20)	Test Date	2024/8/22
Test Frequency	5825MHz	Polarization	Horizontal

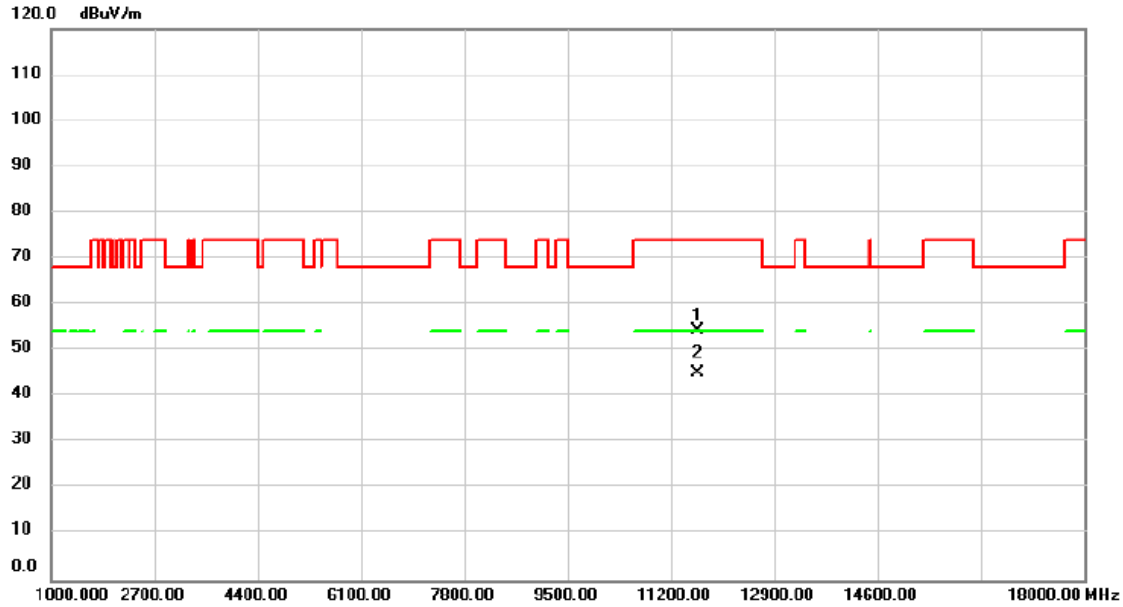

No.	Mk.	Freq.	Reading Level	Correct Factor	Measure-ment	Limit	Over		
		MHz	dBuV	dB	dBuV/m	dBuV/m	dB	Detector	Comment
1		11650.00	46.91	7.62	54.53	74.00	-19.47	peak	
2	*	11650.00	37.52	7.62	45.14	54.00	-8.86	AVG	

REMARKS:
(1) Measurement Value = Reading Level + Correct Factor.
(2) Margin Level = Measurement Value - Limit Value.

Test Mode	IEEE 802.11ax (HE40)	Test Date	2024/8/22
Test Frequency	5190MHz	Polarization	Vertical

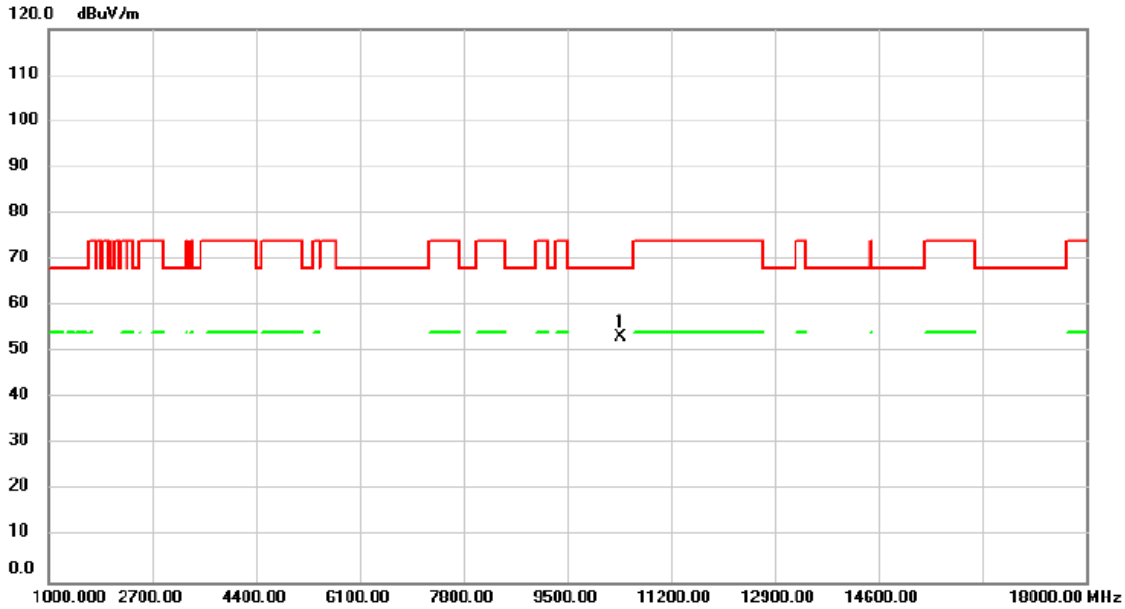

No.	Mk.	Freq.	Reading Level	Correct Factor	Measure-ment	Limit	Over		
		MHz	dBuV	dB	dBuV/m	dBuV/m	dB	Detector	Comment
1	*	10380.00	46.53	6.78	53.31	68.20	-14.89	peak	

REMARKS:
(1) Measurement Value = Reading Level + Correct Factor.
(2) Margin Level = Measurement Value - Limit Value.

Test Mode	IEEE 802.11ax (HE40)	Test Date	2024/8/22
Test Frequency	5190MHz	Polarization	Horizontal

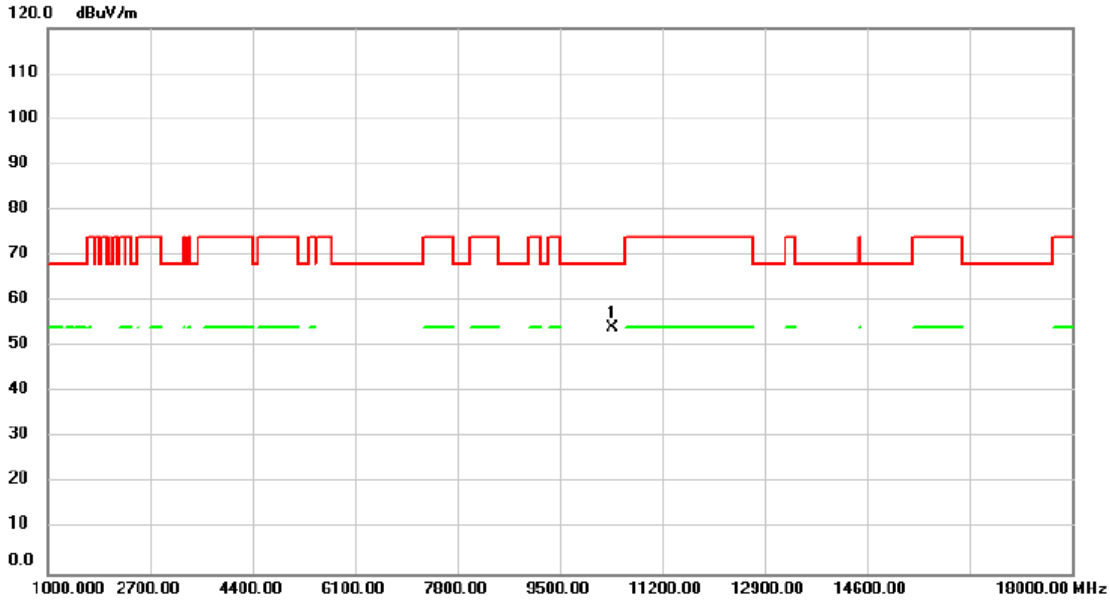

No.	Mk.	Freq.	Reading Level	Correct Factor	Measure-ment	Limit	Over		
		MHz	dBuV	dB	dBuV/m	dBuV/m	dB	Detector	Comment
1	*	10380.00	47.32	6.78	54.10	68.20	-14.10	peak	

REMARKS:
(1) Measurement Value = Reading Level + Correct Factor.
(2) Margin Level = Measurement Value - Limit Value.

Test Mode	IEEE 802.11ax (HE40)	Test Date	2024/8/22
Test Frequency	5230MHz	Polarization	Vertical

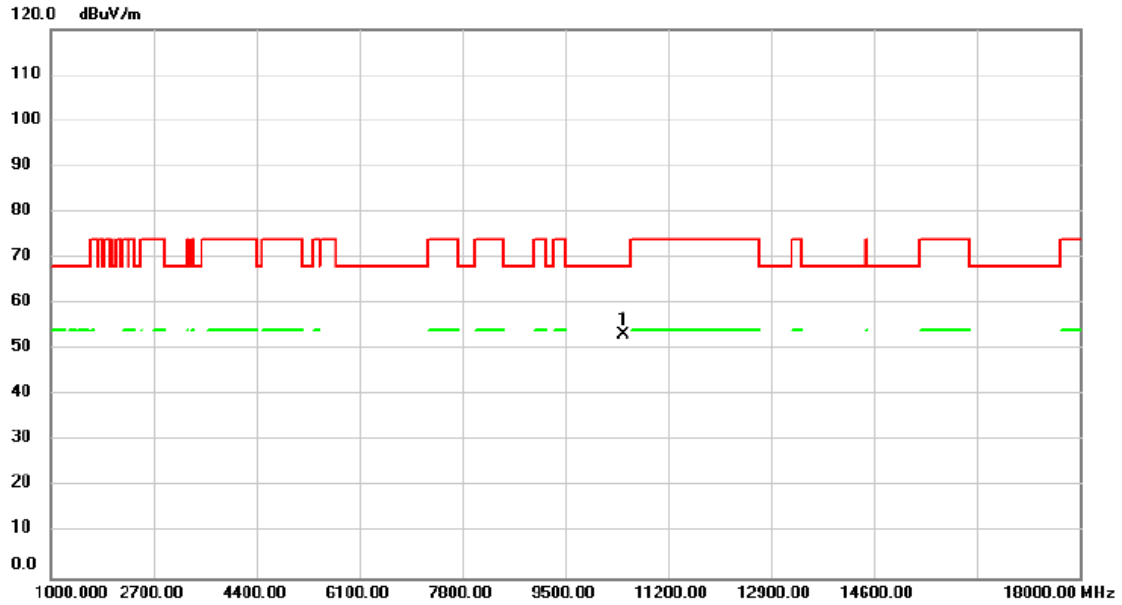

No.	Mk.	Freq.	Reading Level	Correct Factor	Measure-ment	Limit	Over		
		MHz	dBuV	dB	dBuV/m	dBuV/m	dB	Detector	Comment
1	*	10460.00	46.41	6.80	53.21	68.20	-14.99	peak	

REMARKS:
(1) Measurement Value = Reading Level + Correct Factor.
(2) Margin Level = Measurement Value - Limit Value.

Test Mode	IEEE 802.11ax (HE40)	Test Date	2024/8/22
Test Frequency	5230MHz	Polarization	Horizontal

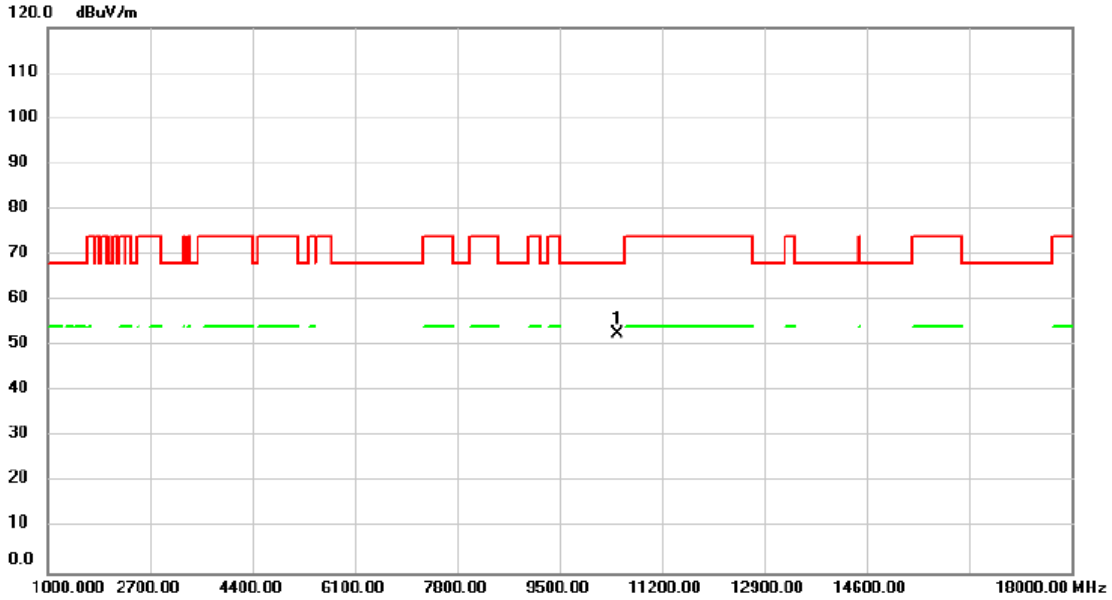

No.	Mk.	Freq.	Reading Level	Correct Factor	Measure-ment	Limit	Over		
		MHz	dBuV	dB	dBuV/m	dBuV/m	dB	Detector	Comment
1	*	10460.00	45.79	6.80	52.59	68.20	-15.61	peak	

REMARKS:
(1) Measurement Value = Reading Level + Correct Factor.
(2) Margin Level = Measurement Value - Limit Value.

Test Mode	IEEE 802.11ax (HE40)	Test Date	2024/8/22
Test Frequency	5270MHz	Polarization	Vertical

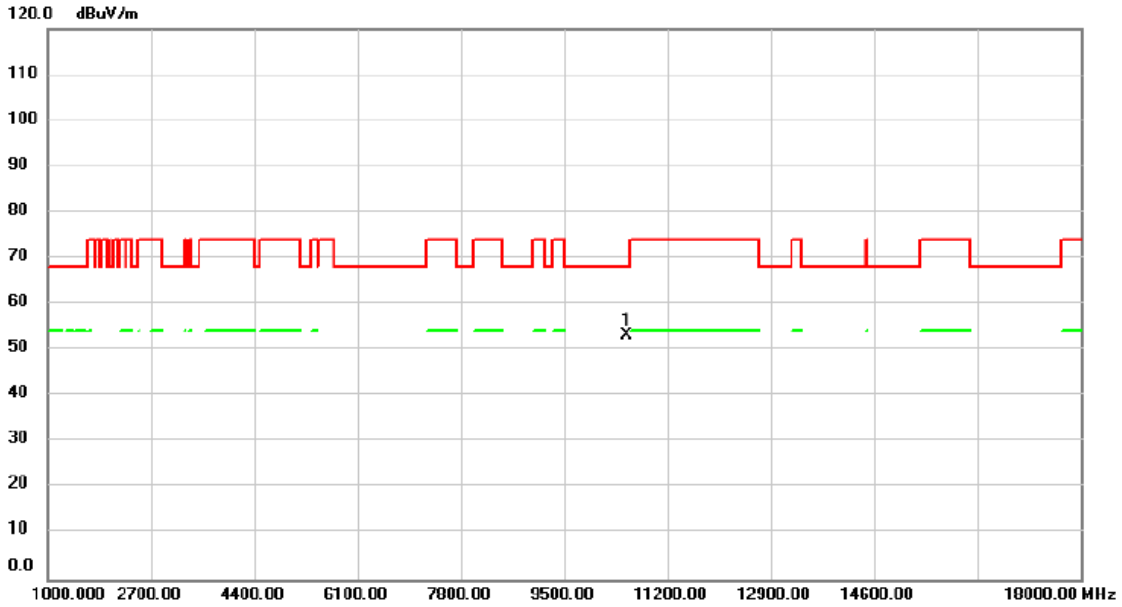

No.	Mk.	Freq.	Reading Level	Correct Factor	Measure-ment	Limit	Over		
		MHz	dBuV	dB	dBuV/m	dBuV/m	dB	Detector	Comment
1	*	10540.00	46.45	6.83	53.28	68.20	-14.92	peak	

REMARKS:
(1) Measurement Value = Reading Level + Correct Factor.
(2) Margin Level = Measurement Value - Limit Value.

Test Mode	IEEE 802.11ax (HE40)	Test Date	2024/8/22
Test Frequency	5270MHz	Polarization	Horizontal

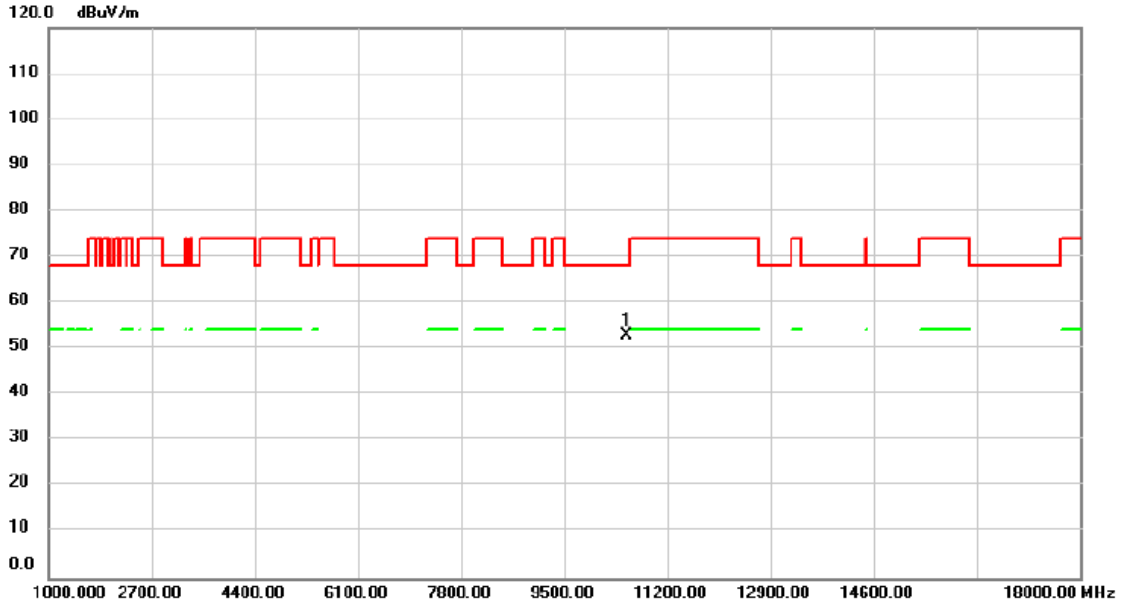

No.	Mk.	Freq.	Reading Level	Correct Factor	Measure-ment	Limit	Over		
		MHz	dBuV	dB	dBuV/m	dBuV/m	dB	Detector	Comment
1	*	10540.00	46.09	6.83	52.92	68.20	-15.28	peak	

REMARKS:
(1) Measurement Value = Reading Level + Correct Factor.
(2) Margin Level = Measurement Value - Limit Value.

Test Mode	IEEE 802.11ax (HE40)	Test Date	2024/8/22
Test Frequency	5310MHz	Polarization	Vertical

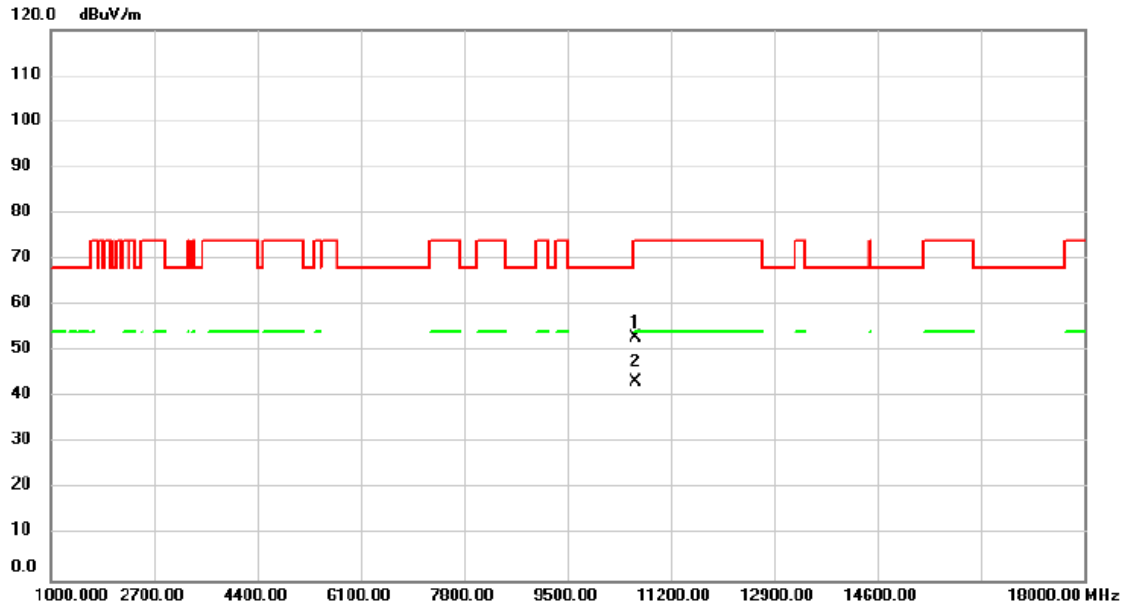

No.	Mk.	Freq.	Reading Level	Correct Factor	Measure-ment	Limit	Over		
		MHz	dBuV	dB	dBuV/m	dBuV/m	dB	Detector	Comment
1		10620.00	46.21	6.88	53.09	74.00	-20.91	peak	
2	*	10620.00	36.62	6.88	43.50	54.00	-10.50	AVG	

REMARKS:
(1) Measurement Value = Reading Level + Correct Factor.
(2) Margin Level = Measurement Value - Limit Value.

Test Mode	IEEE 802.11ax (HE40)	Test Date	2024/8/22
Test Frequency	5310MHz	Polarization	Horizontal

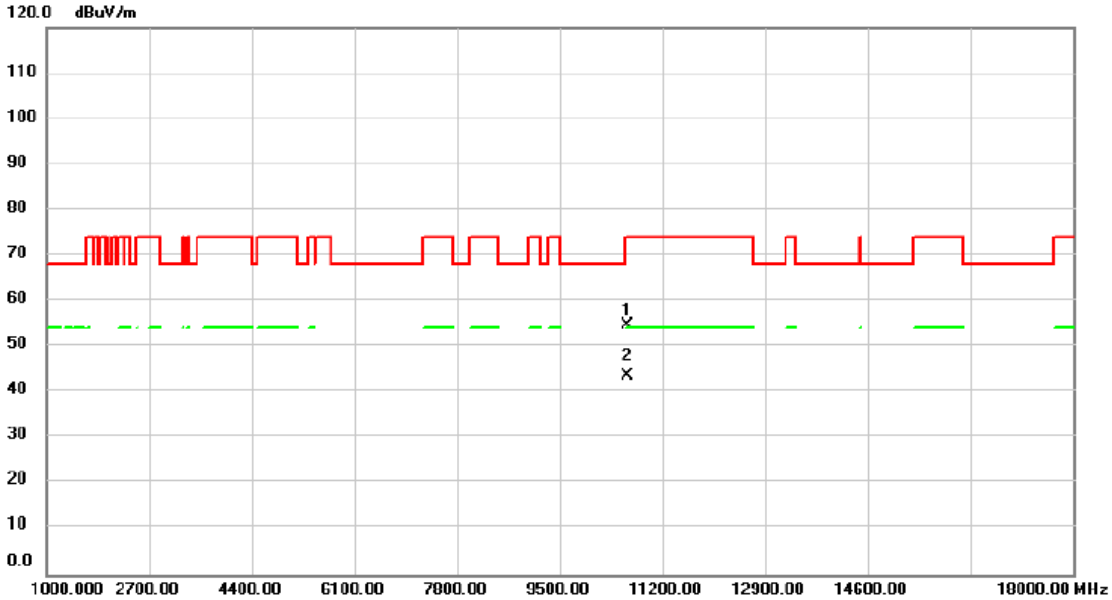

No.	Mk.	Freq.	Reading Level	Correct Factor	Measure-ment	Limit	Over		
		MHz	dBuV	dB	dBuV/m	dBuV/m	dB	Detector	Comment
1		10620.00	47.77	6.88	54.65	74.00	-19.35	peak	
2	*	10620.00	36.64	6.88	43.52	54.00	-10.48	AVG	

REMARKS:
(1) Measurement Value = Reading Level + Correct Factor.
(2) Margin Level = Measurement Value - Limit Value.

Test Mode	IEEE 802.11ax (HE40)	Test Date	2024/8/22
Test Frequency	5510MHz	Polarization	Vertical

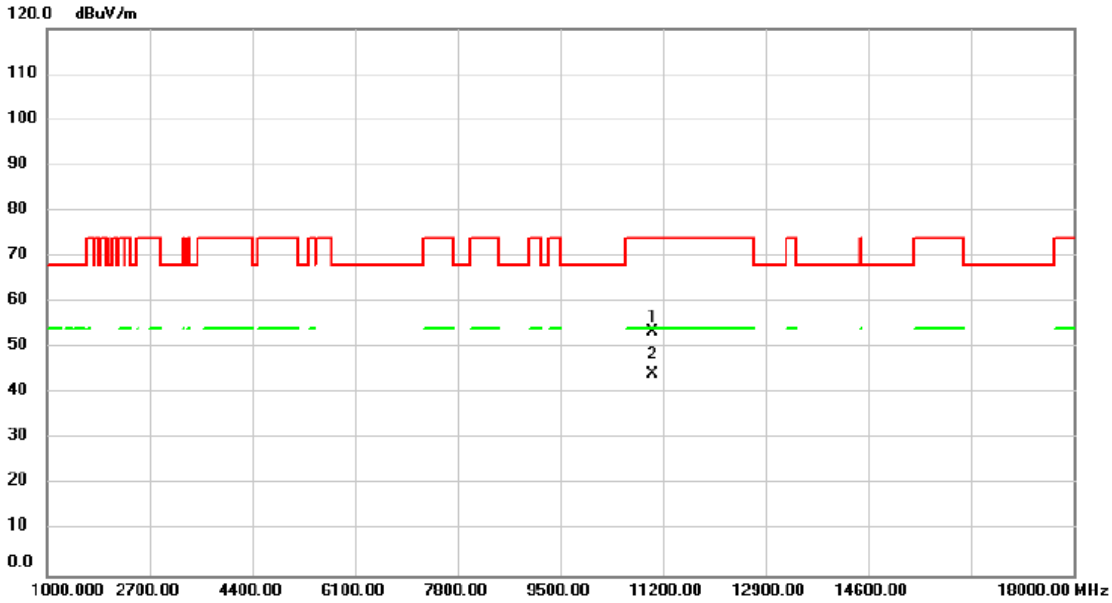

No.	Mk.	Freq.	Reading Level	Correct Factor	Measure-ment	Limit	Over		
		MHz	dBuV	dB	dBuV/m	dBuV/m	dB	Detector	Comment
1		11020.00	46.59	7.10	53.69	74.00	-20.31	peak	
2	*	11020.00	37.30	7.10	44.40	54.00	-9.60	AVG	

REMARKS:
(1) Measurement Value = Reading Level + Correct Factor.
(2) Margin Level = Measurement Value - Limit Value.

Test Mode	IEEE 802.11ax (HE40)	Test Date	2024/8/22
Test Frequency	5510MHz	Polarization	Horizontal

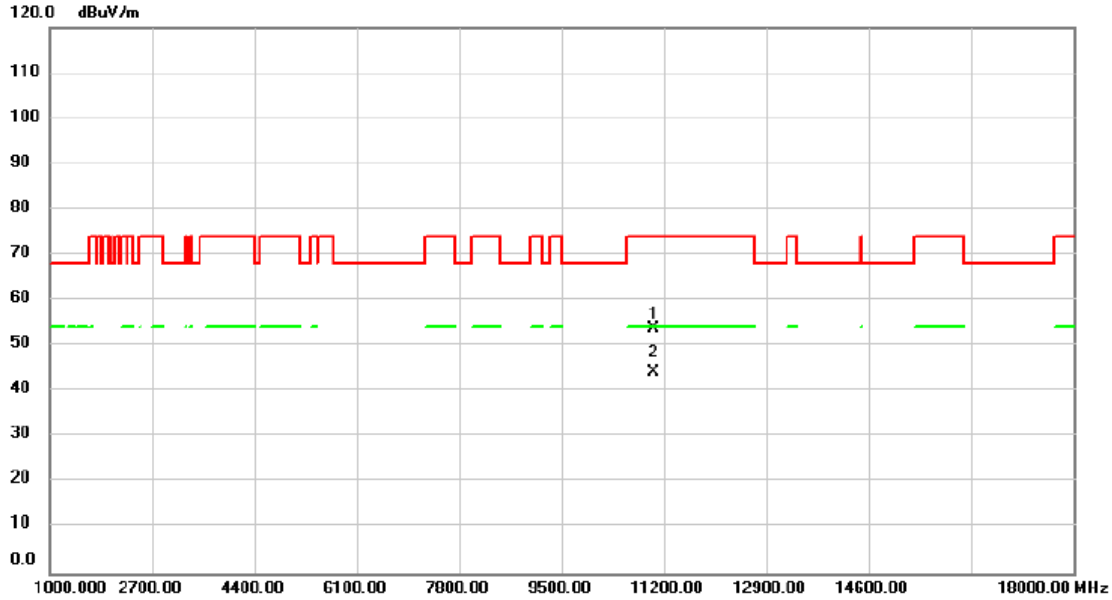

No.	Mk.	Freq.	Reading Level	Correct Factor	Measure-ment	Limit	Over		
		MHz	dBuV	dB	dBuV/m	dBuV/m	dB	Detector	Comment
1		11020.00	46.88	7.10	53.98	74.00	-20.02	peak	
2	*	11020.00	37.11	7.10	44.21	54.00	-9.79	AVG	

REMARKS:
(1) Measurement Value = Reading Level + Correct Factor.
(2) Margin Level = Measurement Value - Limit Value.

Test Mode	IEEE 802.11ax (HE40)	Test Date	2024/8/22
Test Frequency	5550MHz	Polarization	Vertical

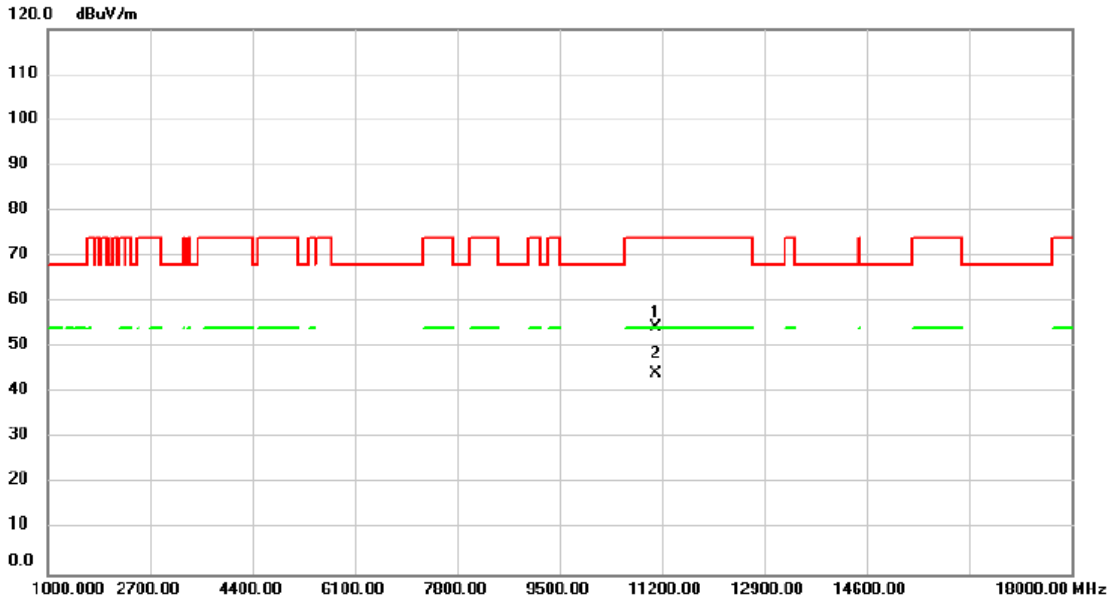

No.	Mk.	Freq.	Reading Level	Correct Factor	Measure-ment	Limit	Over		
		MHz	dBuV	dB	dBuV/m	dBuV/m	dB	Detector	Comment
1		11100.00	47.28	7.18	54.46	74.00	-19.54	peak	
2	*	11100.00	37.15	7.18	44.33	54.00	-9.67	AVG	

REMARKS:
(1) Measurement Value = Reading Level + Correct Factor.
(2) Margin Level = Measurement Value - Limit Value.

Test Mode	IEEE 802.11ax (HE40)	Test Date	2024/8/22
Test Frequency	5550MHz	Polarization	Horizontal

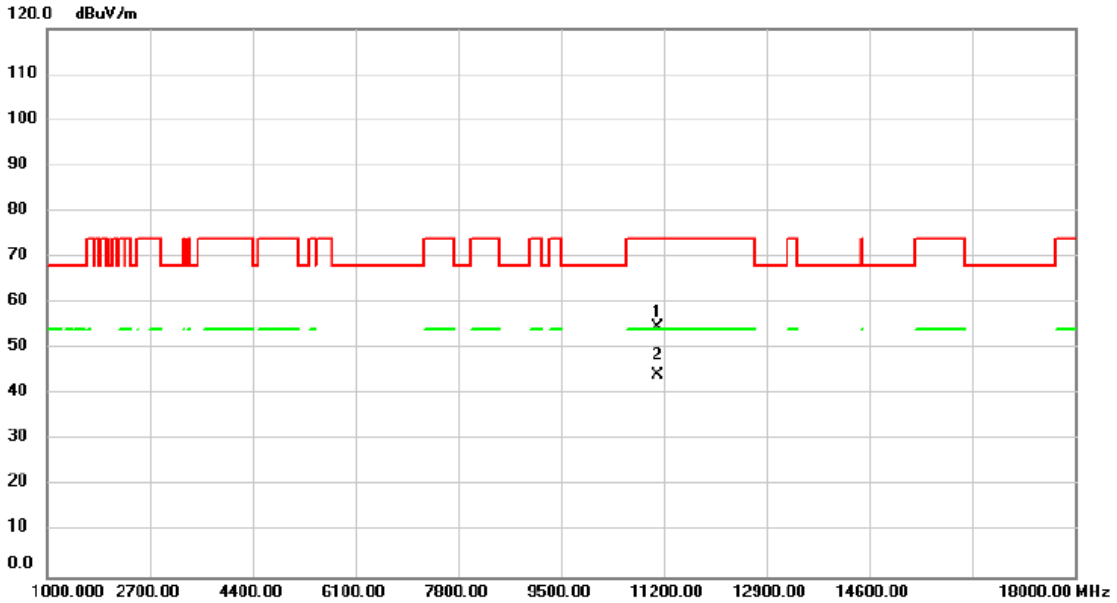

No.	Mk.	Freq.	Reading Level	Correct Factor	Measure-ment	Limit	Over		
		MHz	dBuV	dB	dBuV/m	dBuV/m	dB	Detector	Comment
1		11100.00	47.67	7.18	54.85	74.00	-19.15	peak	
2	*	11100.00	37.21	7.18	44.39	54.00	-9.61	AVG	

REMARKS:
(1) Measurement Value = Reading Level + Correct Factor.
(2) Margin Level = Measurement Value - Limit Value.

Test Mode	IEEE 802.11ax (HE40)	Test Date	2024/8/22
Test Frequency	5670MHz	Polarization	Vertical

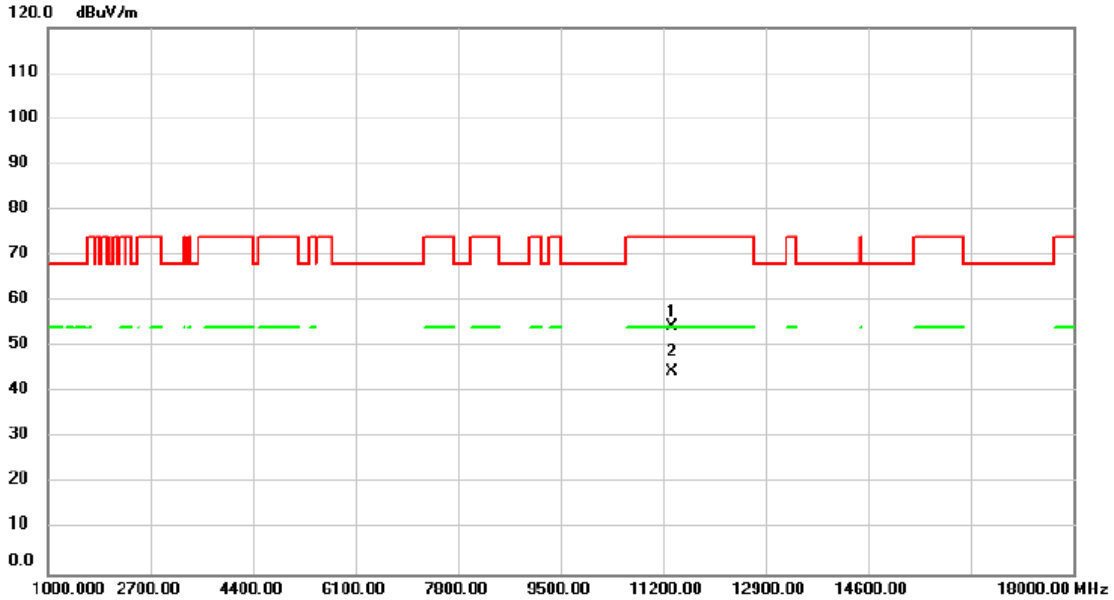

No.	Mk.	Freq.	Reading Level	Correct Factor	Measure-ment	Limit	Over		
		MHz	dBuV	dB	dBuV/m	dBuV/m	dB	Detector	Comment
1		11340.00	47.14	7.41	54.55	74.00	-19.45	peak	
2	*	11340.00	37.28	7.41	44.69	54.00	-9.31	AVG	

REMARKS:
(1) Measurement Value = Reading Level + Correct Factor.
(2) Margin Level = Measurement Value - Limit Value.

Test Mode	IEEE 802.11ax (HE40)	Test Date	2024/8/22
Test Frequency	5670MHz	Polarization	Horizontal

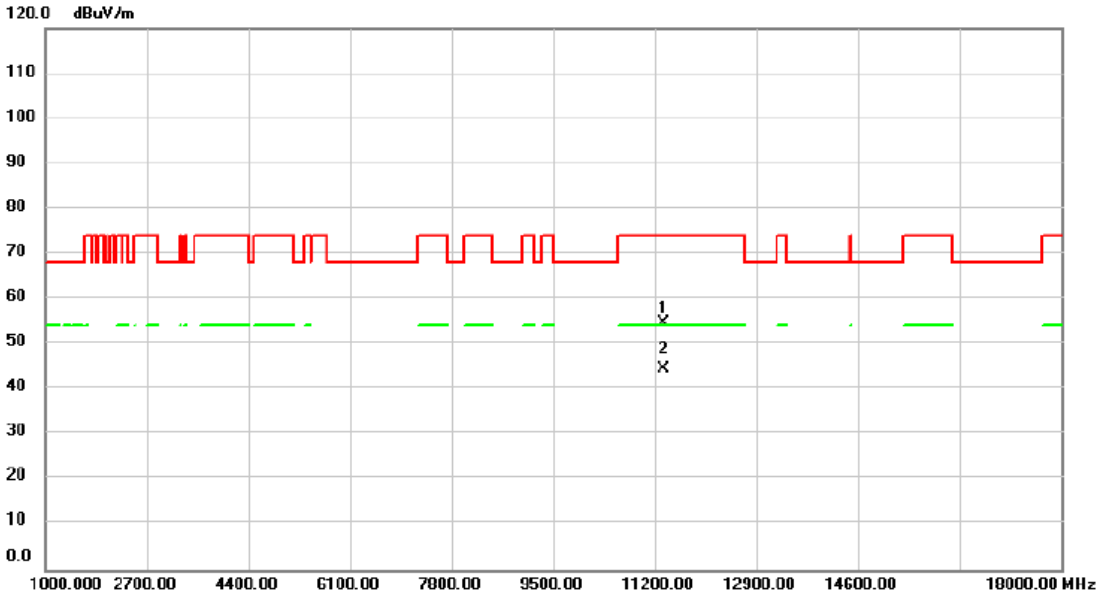

No.	Mk.	Freq.	Reading Level	Correct Factor	Measure-ment	Limit	Over		
		MHz	dBuV	dB	dBuV/m	dBuV/m	dB	Detector	Comment
1		11340.00	47.37	7.41	54.78	74.00	-19.22	peak	
2	*	11340.00	37.22	7.41	44.63	54.00	-9.37	AVG	

REMARKS:
(1) Measurement Value = Reading Level + Correct Factor.
(2) Margin Level = Measurement Value - Limit Value.

Test Mode	IEEE 802.11ax (HE40)	Test Date	2024/8/22
Test Frequency	5755MHz	Polarization	Vertical

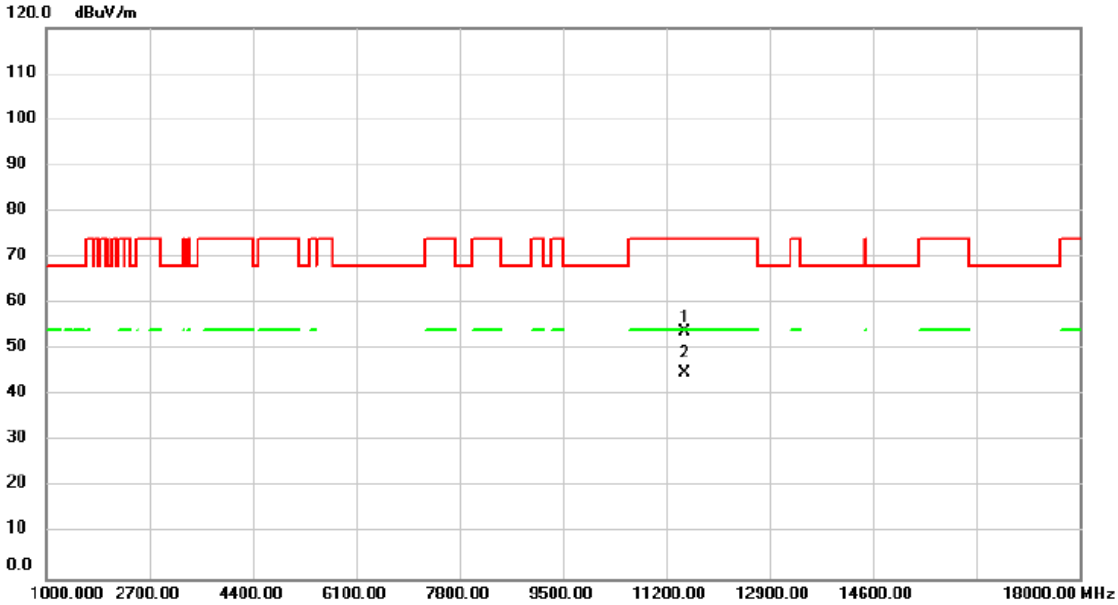

No.	Mk.	Freq.	Reading Level	Correct Factor	Measure-ment	Limit	Over		
		MHz	dBuV	dB	dBuV/m	dBuV/m	dB	Detector	Comment
1		11510.00	46.25	7.57	53.82	74.00	-20.18	peak	
2	*	11510.00	37.27	7.57	44.84	54.00	-9.16	AVG	

REMARKS:
(1) Measurement Value = Reading Level + Correct Factor.
(2) Margin Level = Measurement Value - Limit Value.

Test Mode	IEEE 802.11ax (HE40)	Test Date	2024/8/22
Test Frequency	5755MHz	Polarization	Horizontal

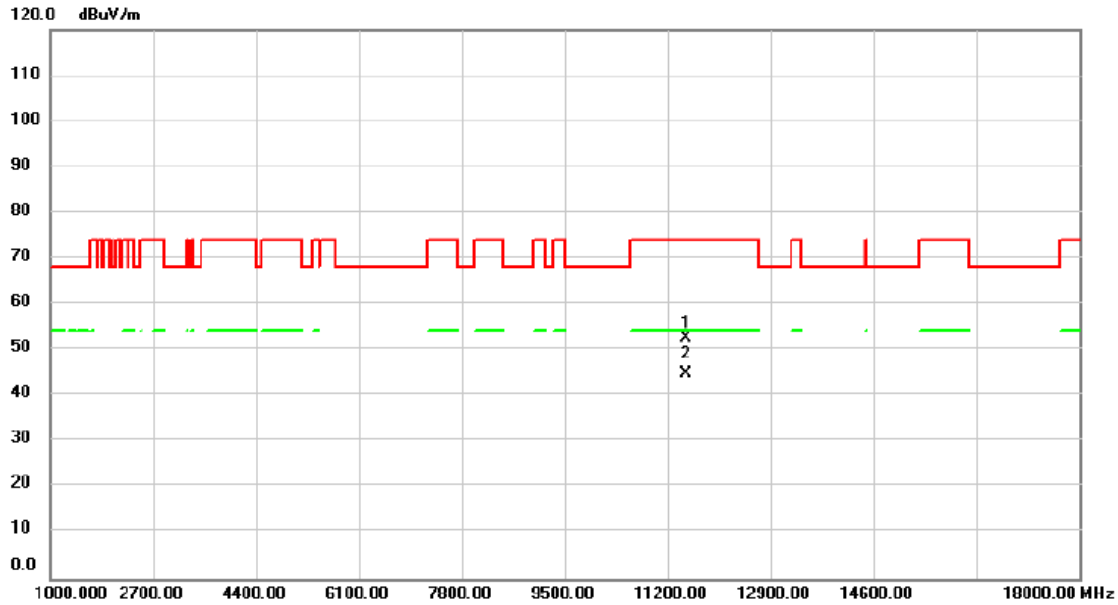

No.	Mk.	Freq.	Reading Level	Correct Factor	Measure-ment	Limit	Over		
		MHz	dBuV	dB	dBuV/m	dBuV/m	dB	Detector	Comment
1		11510.00	44.95	7.57	52.52	74.00	-21.48	peak	
2	*	11510.00	37.15	7.57	44.72	54.00	-9.28	AVG	

REMARKS:
(1) Measurement Value = Reading Level + Correct Factor.
(2) Margin Level = Measurement Value - Limit Value.

Test Mode	IEEE 802.11ax (HE40)	Test Date	2024/8/22
Test Frequency	5795MHz	Polarization	Vertical

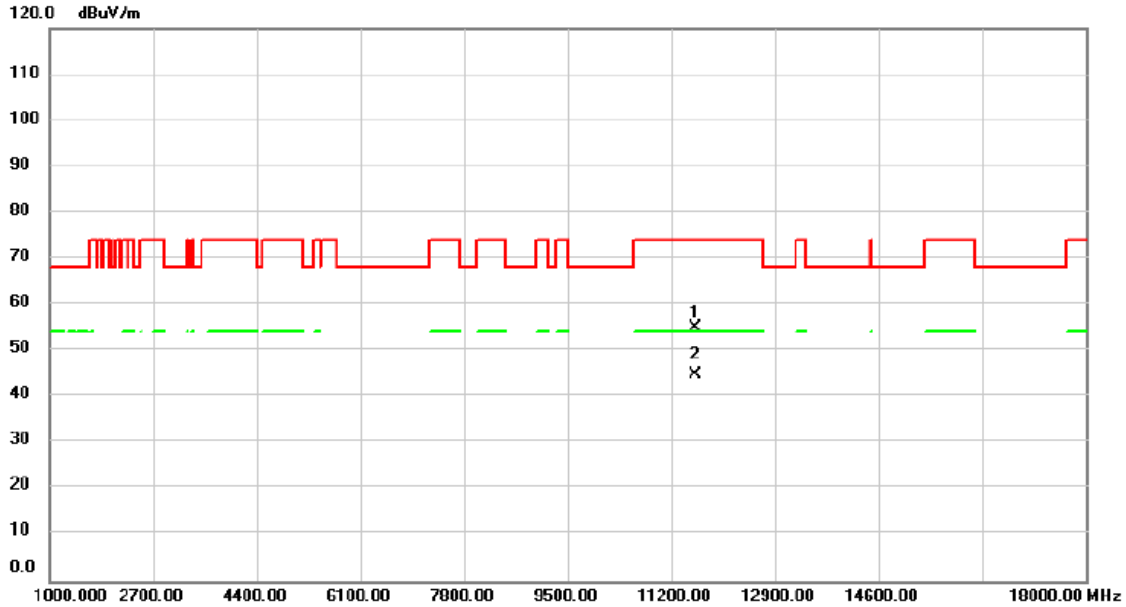

No.	Mk.	Freq.	Reading Level	Correct Factor	Measure-ment	Limit	Over		
		MHz	dBuV	dB	dBuV/m	dBuV/m	dB	Detector	Comment
1		11590.00	47.56	7.61	55.17	74.00	-18.83	peak	
2	*	11590.00	37.38	7.61	44.99	54.00	-9.01	AVG	

REMARKS:
(1) Measurement Value = Reading Level + Correct Factor.
(2) Margin Level = Measurement Value - Limit Value.

Test Mode	IEEE 802.11ax (HE40)	Test Date	2024/8/22
Test Frequency	5795MHz	Polarization	Horizontal

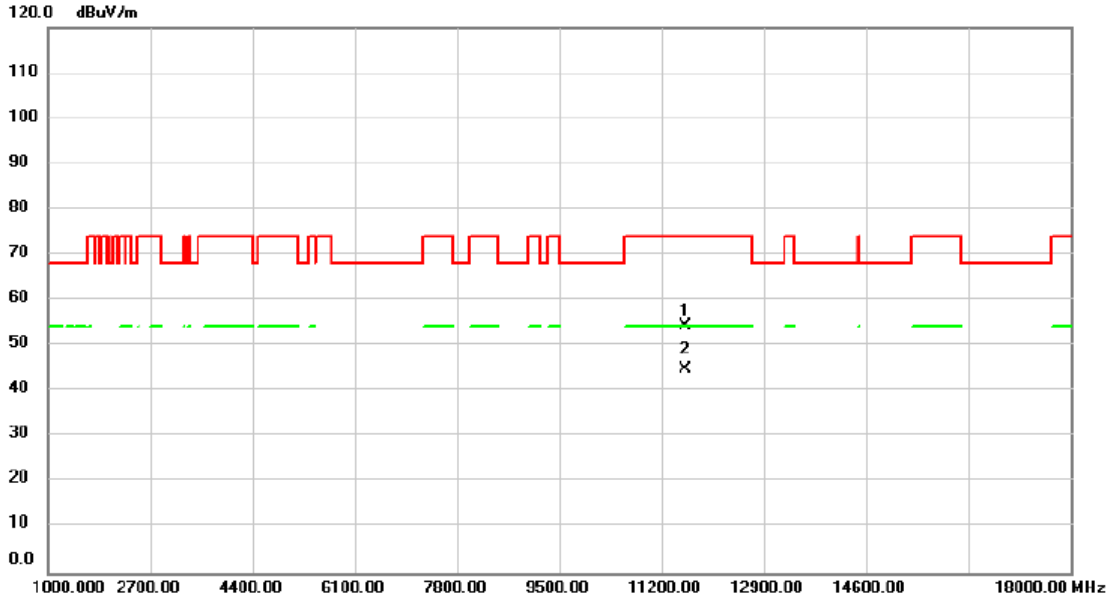

No.	Mk.	Freq.	Reading Level	Correct Factor	Measure-ment	Limit	Over		
		MHz	dBuV	dB	dBuV/m	dBuV/m	dB	Detector	Comment
1		11590.00	46.79	7.61	54.40	74.00	-19.60	peak	
2	*	11590.00	37.28	7.61	44.89	54.00	-9.11	AVG	

REMARKS:
(1) Measurement Value = Reading Level + Correct Factor.
(2) Margin Level = Measurement Value - Limit Value.

Test Mode	IEEE 802.11ax (HE80)	Test Date	2024/8/22
Test Frequency	5210MHz	Polarization	Vertical

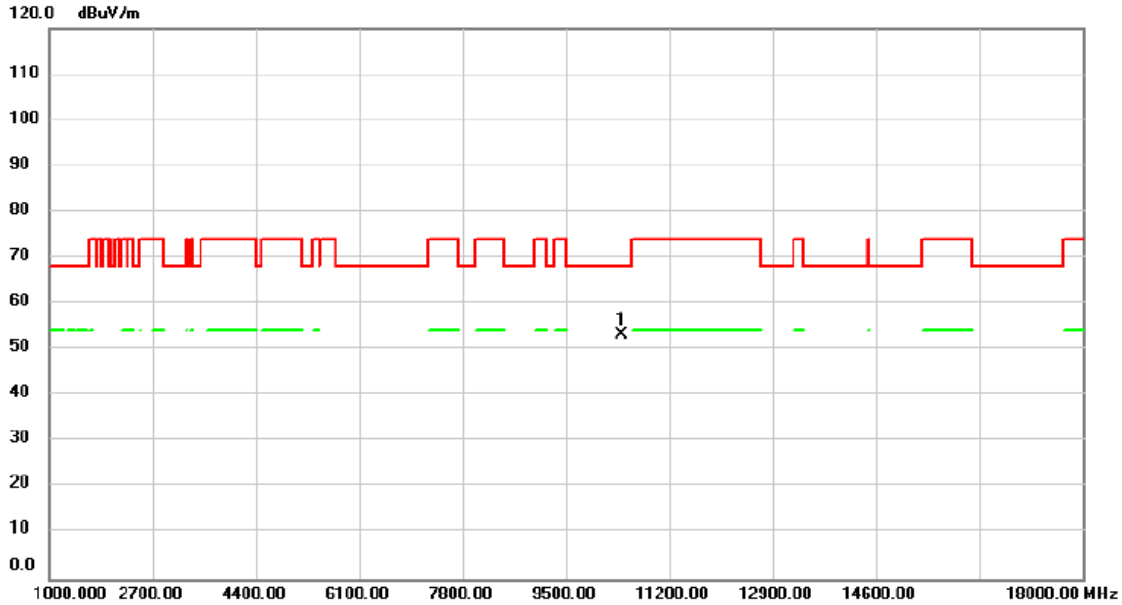

No.	Mk.	Freq.	Reading Level	Correct Factor	Measure-ment	Limit	Over		
		MHz	dBuV	dB	dBuV/m	dBuV/m	dB	Detector	Comment
1	*	10420.00	46.37	6.78	53.15	68.20	-15.05	peak	

REMARKS:
(1) Measurement Value = Reading Level + Correct Factor.
(2) Margin Level = Measurement Value - Limit Value.

Test Mode	IEEE 802.11ax (HE80)	Test Date	2024/8/22
Test Frequency	5210MHz	Polarization	Horizontal

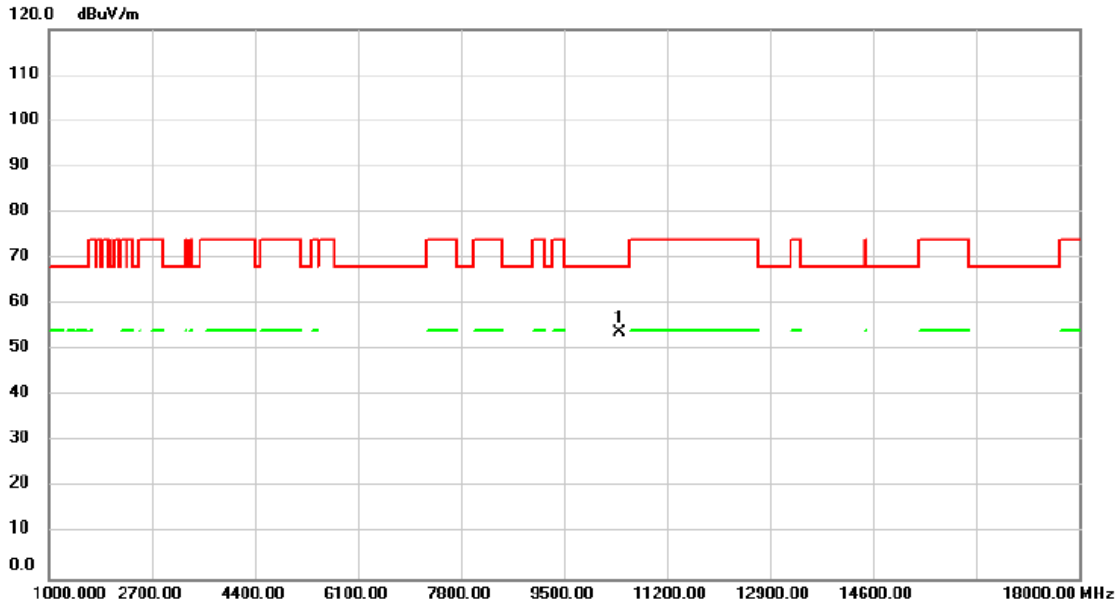

No.	Mk.	Freq.	Reading Level	Correct Factor	Measure-ment	Limit	Over		
		MHz	dBuV	dB	dBuV/m	dBuV/m	dB	Detector	Comment
1	*	10420.00	47.22	6.78	54.00	68.20	-14.20	peak	

REMARKS:
(1) Measurement Value = Reading Level + Correct Factor.
(2) Margin Level = Measurement Value - Limit Value.

Test Mode	IEEE 802.11ax (HE80)	Test Date	2024/8/22
Test Frequency	5290MHz	Polarization	Vertical

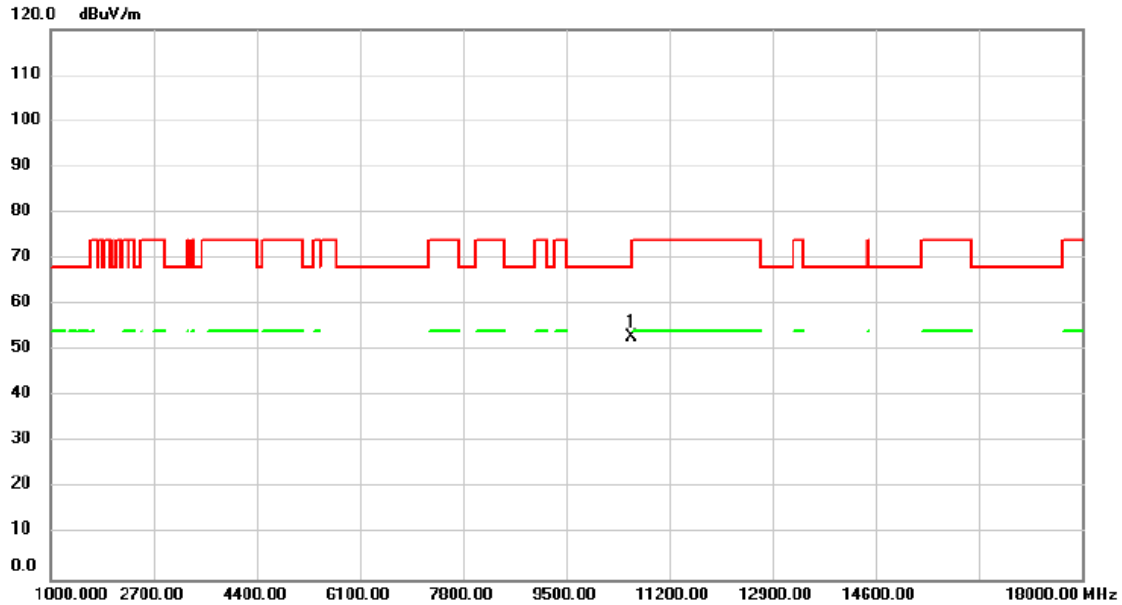

No.	Mk.	Freq.	Reading Level	Correct Factor	Measure-ment	Limit	Over		
		MHz	dBuV	dB	dBuV/m	dBuV/m	dB	Detector	Comment
1	*	10580.00	46.18	6.85	53.03	68.20	-15.17	peak	

REMARKS:
(1) Measurement Value = Reading Level + Correct Factor.
(2) Margin Level = Measurement Value - Limit Value.

Test Mode	IEEE 802.11ax (HE80)	Test Date	2024/8/22
Test Frequency	5290MHz	Polarization	Horizontal

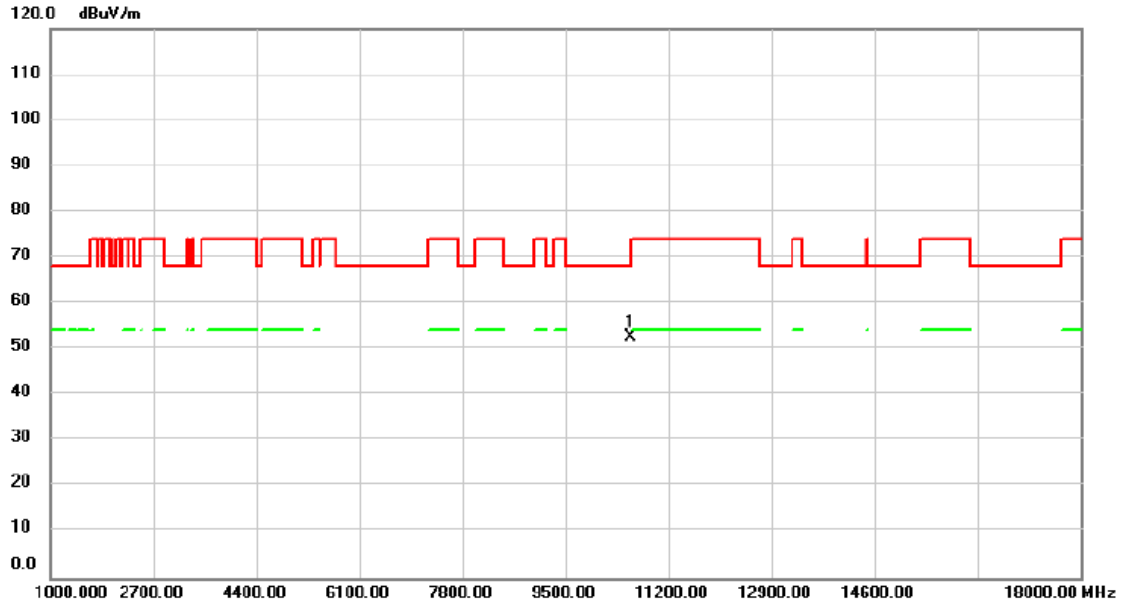

No.	Mk.	Freq.	Reading Level	Correct Factor	Measure-ment	Limit	Over		
		MHz	dBuV	dB	dBuV/m	dBuV/m	dB	Detector	Comment
1	*	10580.00	45.95	6.85	52.80	68.20	-15.40	peak	

REMARKS:
(1) Measurement Value = Reading Level + Correct Factor.
(2) Margin Level = Measurement Value - Limit Value.

Test Mode	IEEE 802.11ax (HE80)	Test Date	2024/8/22
Test Frequency	5530MHz	Polarization	Vertical

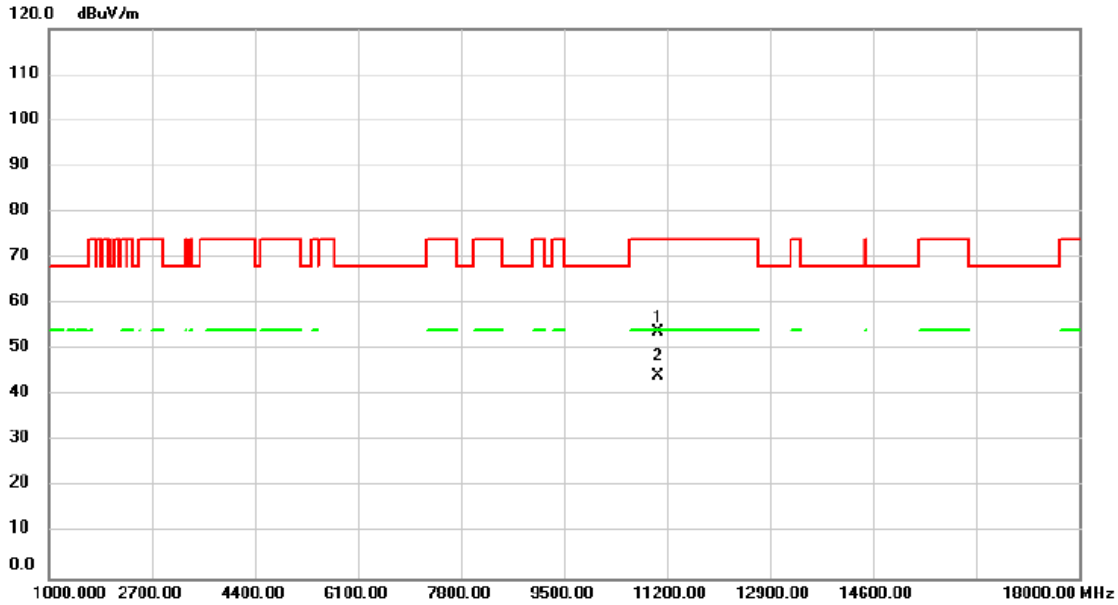

No.	Mk.	Freq.	Reading Level	Correct Factor	Measure-ment	Limit	Over		
		MHz	dBuV	dB	dBuV/m	dBuV/m	dB	Detector	Comment
1		11060.00	46.73	7.15	53.88	74.00	-20.12	peak	
2	*	11060.00	37.19	7.15	44.34	54.00	-9.66	AVG	

REMARKS:
(1) Measurement Value = Reading Level + Correct Factor.
(2) Margin Level = Measurement Value - Limit Value.

Test Mode	IEEE 802.11ax (HE80)	Test Date	2024/8/22
Test Frequency	5530MHz	Polarization	Horizontal

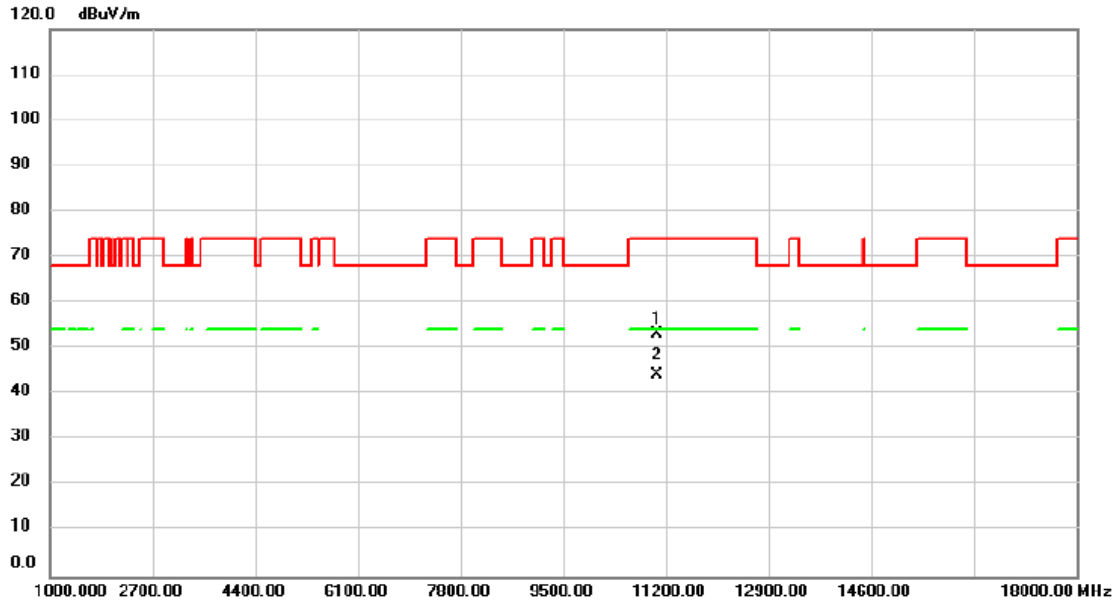

No.	Mk.	Freq.	Reading Level	Correct Factor	Measure-ment	Limit	Over		
		MHz	dBuV	dB	dBuV/m	dBuV/m	dB	Detector	Comment
1		11060.00	45.98	7.15	53.13	74.00	-20.87	peak	
2	*	11060.00	37.16	7.15	44.31	54.00	-9.69	AVG	

REMARKS:
(1) Measurement Value = Reading Level + Correct Factor.
(2) Margin Level = Measurement Value - Limit Value.

Test Mode	IEEE 802.11ax (HE80)	Test Date	2024/8/22
Test Frequency	5610MHz	Polarization	Vertical

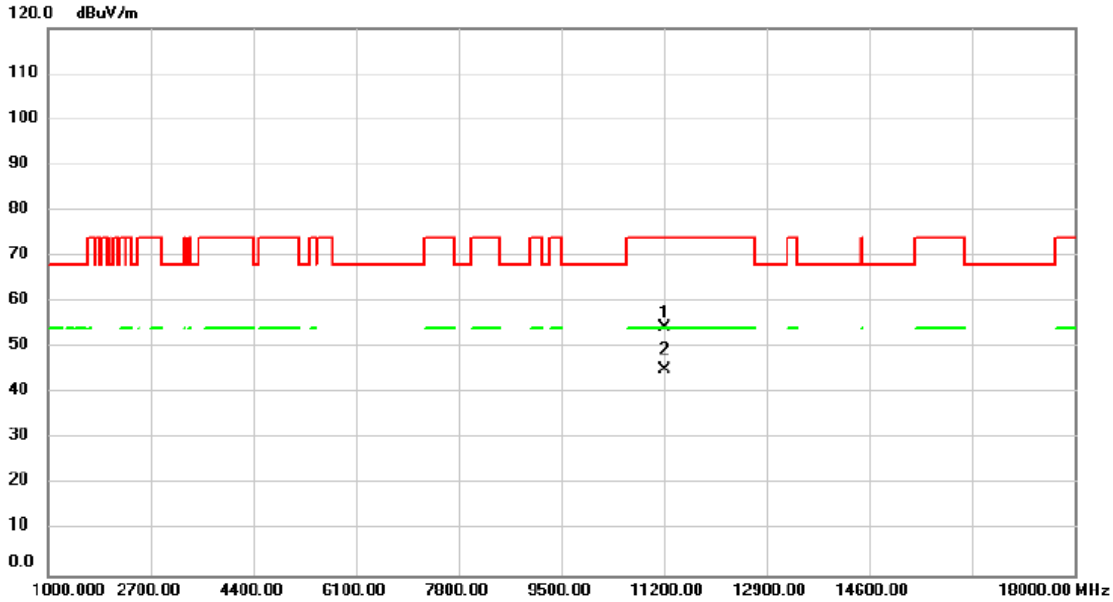

No.	Mk.	Freq.	Reading Level	Correct Factor	Measure-ment	Limit	Over		
		MHz	dBuV	dB	dBuV/m	dBuV/m	dB	Detector	Comment
1		11220.00	47.11	7.30	54.41	74.00	-19.59	peak	
2	*	11220.00	37.81	7.30	45.11	54.00	-8.89	AVG	

REMARKS:
(1) Measurement Value = Reading Level + Correct Factor.
(2) Margin Level = Measurement Value - Limit Value.

Test Mode	IEEE 802.11ax (HE80)	Test Date	2024/8/22
Test Frequency	5610MHz	Polarization	Horizontal

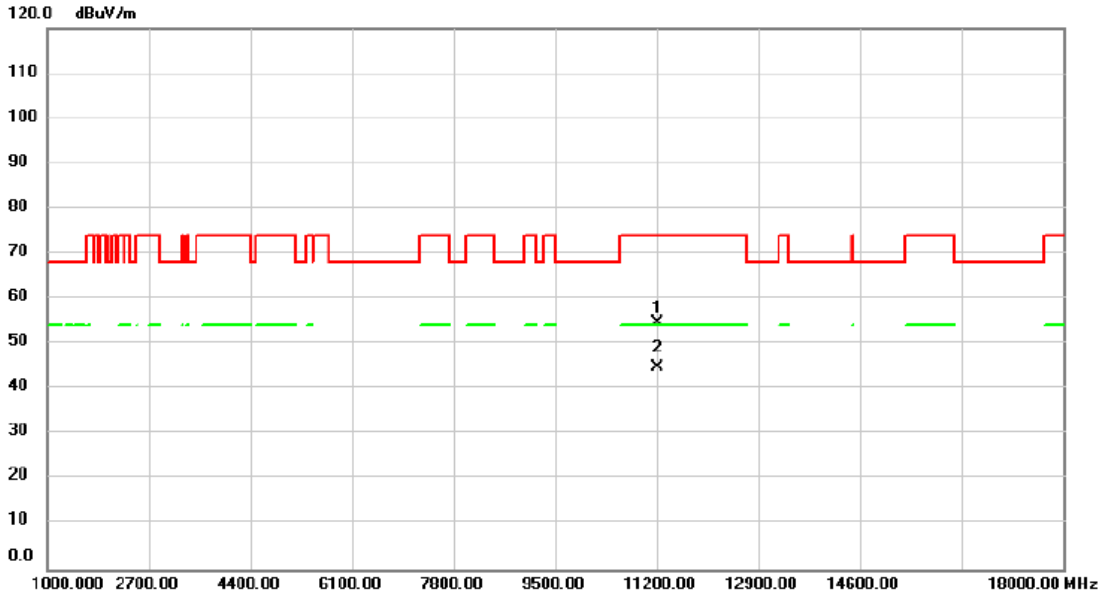

No.	Mk.	Freq.	Reading Level	Correct Factor	Measure-ment	Limit	Over		
		MHz	dBuV	dB	dBuV/m	dBuV/m	dB	Detector	Comment
1		11220.00	47.35	7.30	54.65	74.00	-19.35	peak	
2	*	11220.00	37.63	7.30	44.93	54.00	-9.07	AVG	

REMARKS:
(1) Measurement Value = Reading Level + Correct Factor.
(2) Margin Level = Measurement Value - Limit Value.

Test Mode	IEEE 802.11ax (HE80)	Test Date	2024/8/22
Test Frequency	5775MHz	Polarization	Vertical

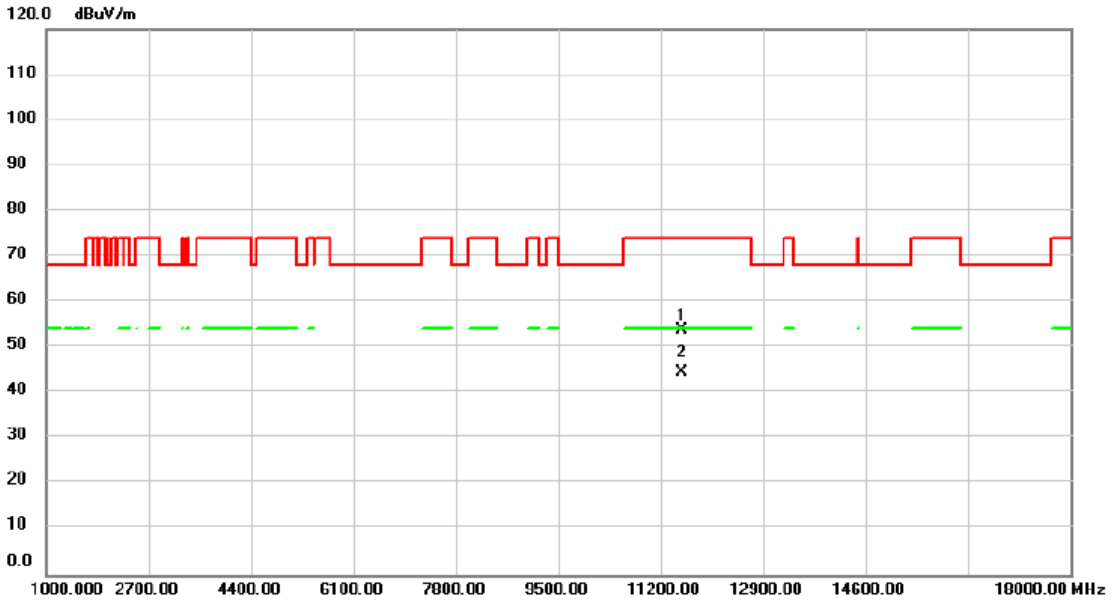

No.	Mk.	Freq.	Reading Level	Correct Factor	Measure-ment	Limit	Over		
		MHz	dBuV	dB	dBuV/m	dBuV/m	dB	Detector	Comment
1		11550.00	46.13	7.58	53.71	74.00	-20.29	peak	
2	*	11550.00	37.10	7.58	44.68	54.00	-9.32	AVG	

REMARKS:
(1) Measurement Value = Reading Level + Correct Factor.
(2) Margin Level = Measurement Value - Limit Value.

Test Mode	IEEE 802.11ax (HE80)	Test Date	2024/8/22
Test Frequency	5775MHz	Polarization	Horizontal

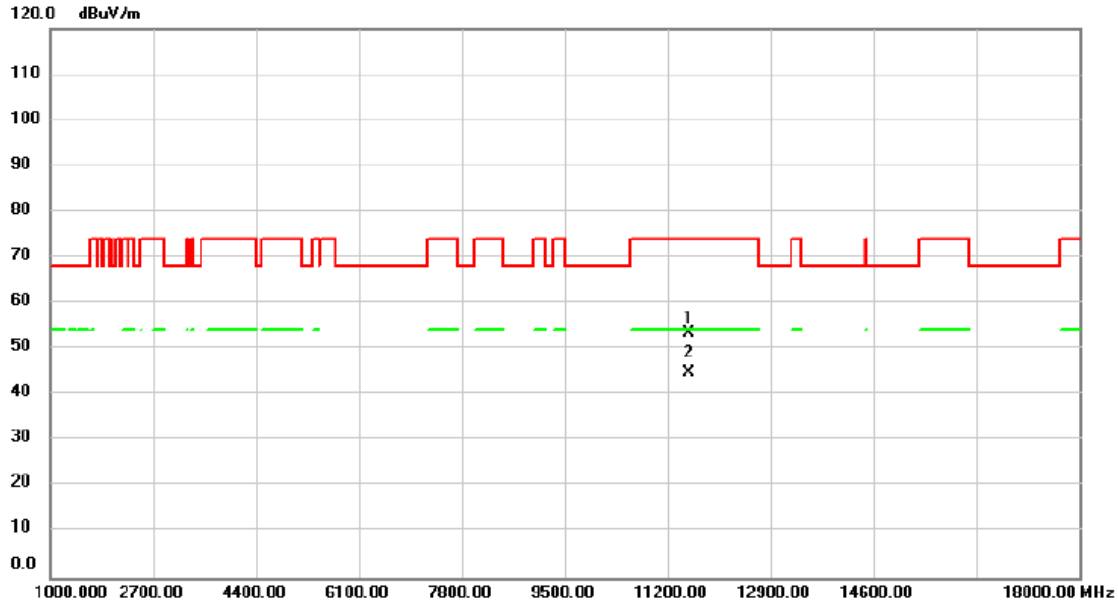

No.	Mk.	Freq.	Reading Level	Correct Factor	Measure-ment	Limit	Over		
		MHz	dBuV	dB	dBuV/m	dBuV/m	dB	Detector	Comment
1		11550.00	46.11	7.58	53.69	74.00	-20.31	peak	
2	*	11550.00	37.33	7.58	44.91	54.00	-9.09	AVG	

REMARKS:
(1) Measurement Value = Reading Level + Correct Factor.
(2) Margin Level = Measurement Value - Limit Value.

Test Mode	IEEE 802.11a	Test Date	2024/8/23
Test Frequency	5260MHz	Polarization	Vertical

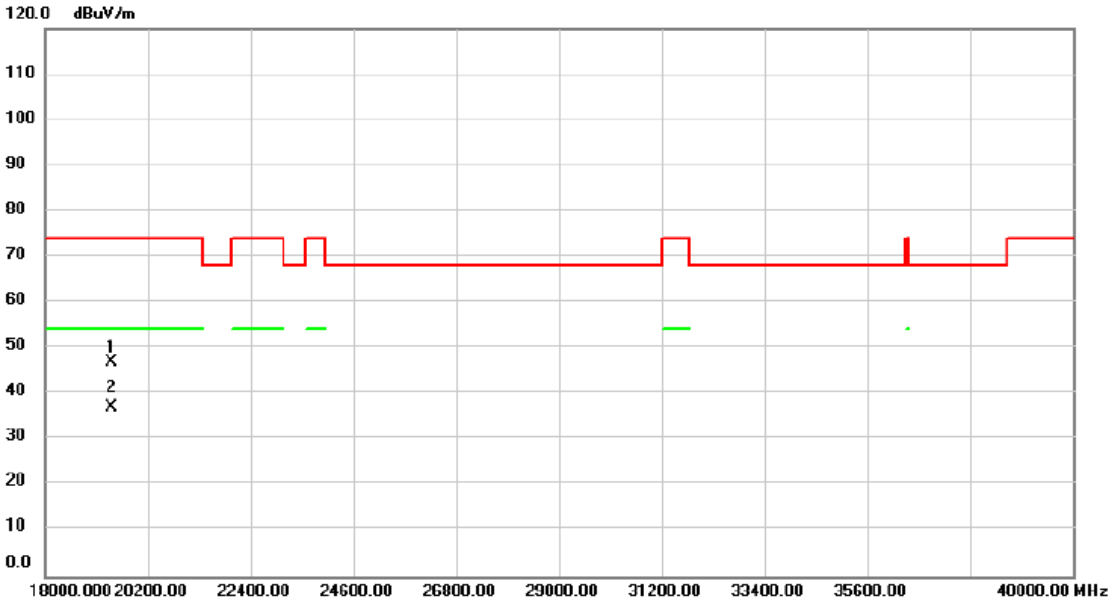

No.	Mk.	Freq.	Reading Level	Correct Factor	Measure-ment	Limit	Over		
		MHz	dBuV	dB	dBuV/m	dBuV/m	dB	Detector	Comment
1		19408.00	52.54	-5.65	46.89	74.00	-27.11	peak	
2	*	19408.00	42.65	-5.65	37.00	54.00	-17.00	AVG	

REMARKS:
(1) Measurement Value = Reading Level + Correct Factor.
(2) Margin Level = Measurement Value - Limit Value.

Test Mode	IEEE 802.11a	Test Date	2024/8/22
Test Frequency	5260MHz	Polarization	Horizontal

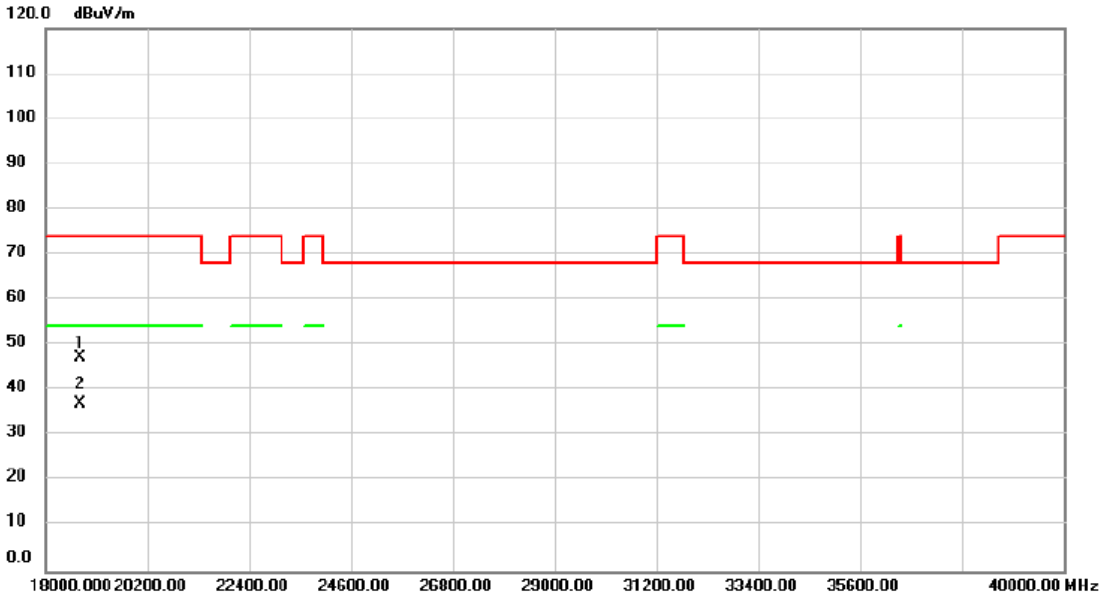

No.	Mk.	Freq.	Reading Level	Correct Factor	Measure-ment	Limit	Over		
		MHz	dBuV	dB	dBuV/m	dBuV/m	dB	Detector	Comment
1		18748.00	53.25	-6.04	47.21	74.00	-26.79	peak	
2	*	18748.00	43.21	-6.04	37.17	54.00	-16.83	AVG	

REMARKS:
(1) Measurement Value = Reading Level + Correct Factor.
(2) Margin Level = Measurement Value - Limit Value.

APPENDIX D BANDWIDTH

Test Mode	UNII-1_TX IEEE 802.11a_Main Ant.

Channel	Frequency (MHz)	26 dB Bandwidth (MHz)	99 % Occupied Bandwidth (MHz)
36	5180	25.390	17.300
40	5200	24.608	17.500
48	5240	32.550	17.700

CH36

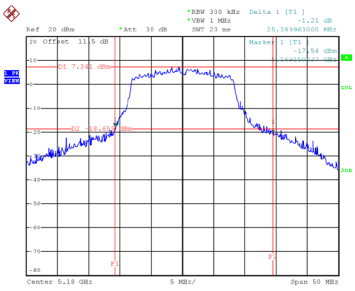

Date: 22.AUG.2024 11:16:55

CH40

26 dB Bandwidth

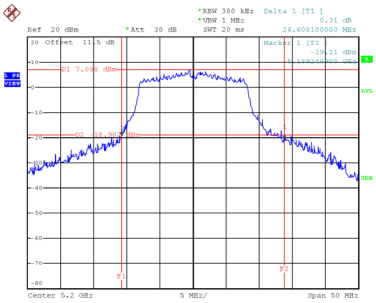

Date: 22.AUG.2024 11:17:59

CH48

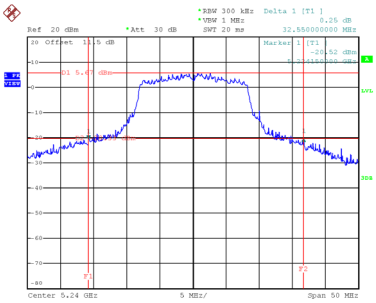

Date: 22.AUG.2024 11:01:00

99 % Occupied Bandwidth

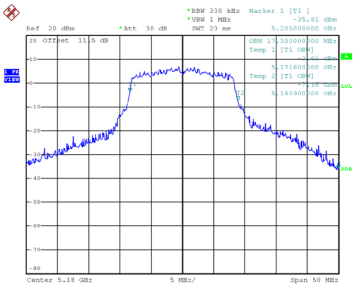

Date: 22.AUG.2024 11:16:26

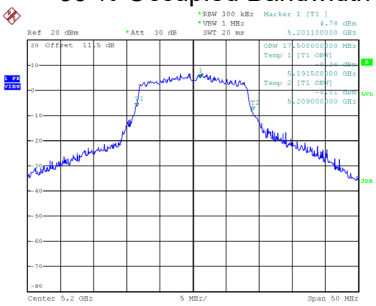

Date: 22.AUG.2024 11:17:33

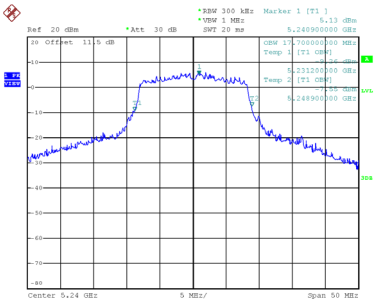

Date: 22.AUG.2024 11:00:40

Test Mode	UNII-1_TX IEEE 802.11n (HT20)_Main Ant.

Channel	Frequency (MHz)	26 dB Bandwidth (MHz)	99 % Occupied Bandwidth (MHz)
36	5180	25.450	18.100
40	5200	22.397	18.200
48	5240	23.090	18.100

CH36

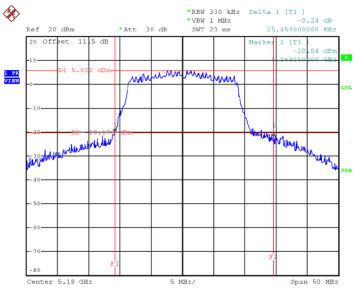

Date: 22.AUG.2024 11:21:04

CH40

26 dB Bandwidth

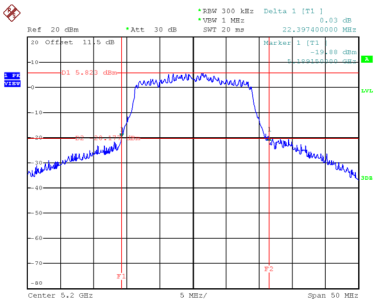

Date: 22.AUG.2024 11:24:03

CH48

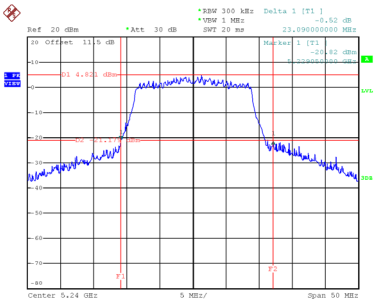

Date: 22.AUG.2024 11:26:09

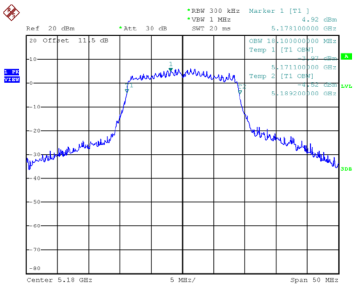

Date: 22.AUG.2024 11:20:40

99 % Occupied Bandwidth

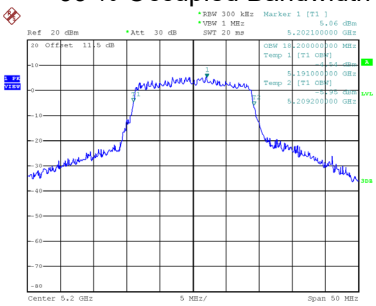

Date: 22.AUG.2024 11:23:36

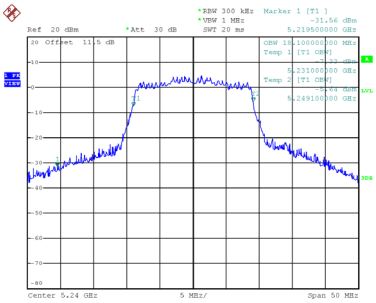

Date: 22.AUG.2024 11:25:43