Case No. : GTS20231012003-1-5	
Ambient Condition: 23 ℃, 49 %RH, Atmos100.1Kpa,	
Test Date: 2023.12.5	**Test Engineer:** Evan ouyang

Appendix D.1: Emission Bandwidth

Test Result

Test Mode	Antenna	Frequency[MHz]	26db EBW [MHz]	FL[MHz]	FH[MHz]	Limit[MHz]	Verdict
11A	Ant2	5180	23.200	5168.000	5191.200	---	---
		5200	20.000	5190.080	5210.080	---	---
		5240	19.720	5230.000	5249.720	---	---
11N20SISO	Ant2	5180	20.640	5169.800	5190.440	---	---
		5200	20.160	5189.960	5210.120	---	---
		5240	20.040	5229.880	5249.920	---	---
11N40SISO	Ant2	5190	40.160	5169.920	5210.080	---	---
		5230	39.760	5210.160	5249.920	---	---
11AC20SISO	Ant2	5180	20.440	5169.600	5190.040	---	---
		5200	20.040	5190.080	5210.120	---	---
		5240	19.800	5230.000	5249.800	---	---
11AC40SISO	Ant2	5190	40.480	5169.760	5210.240	---	---
		5230	40.240	5210.000	5250.240	---	---
11AC80SISO	Ant2	5210	81.440	5169.360	5250.800	---	---

Test Graphs

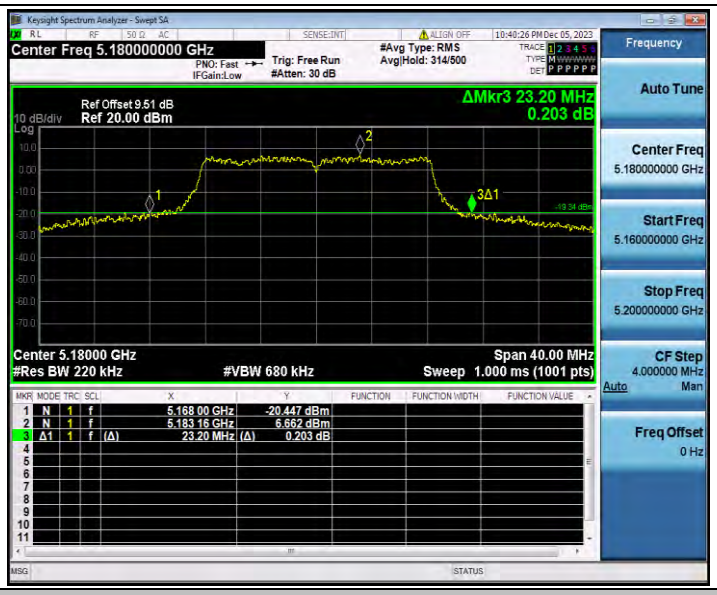

11A_Ant2_5180

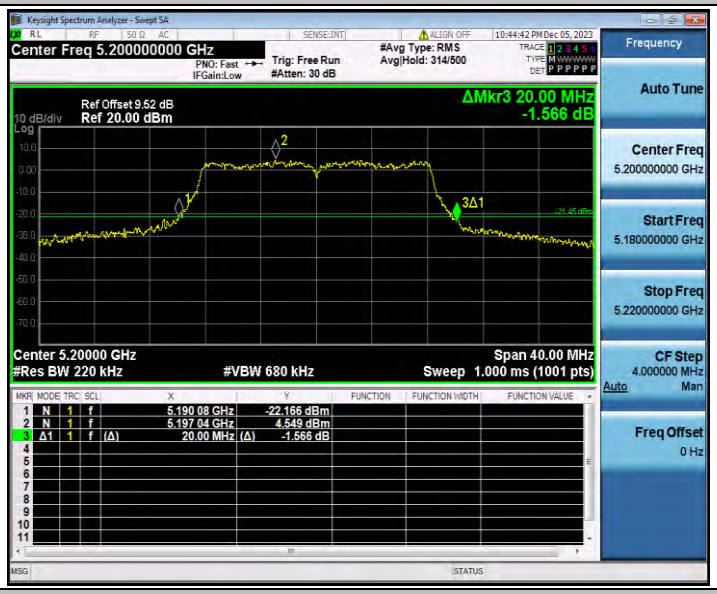

11A_Ant2_5200

11A_Ant2_5240

11N20SISO_Ant2_5180

11N20SISO_Ant2_5200

11N20SISO_Ant2_5240

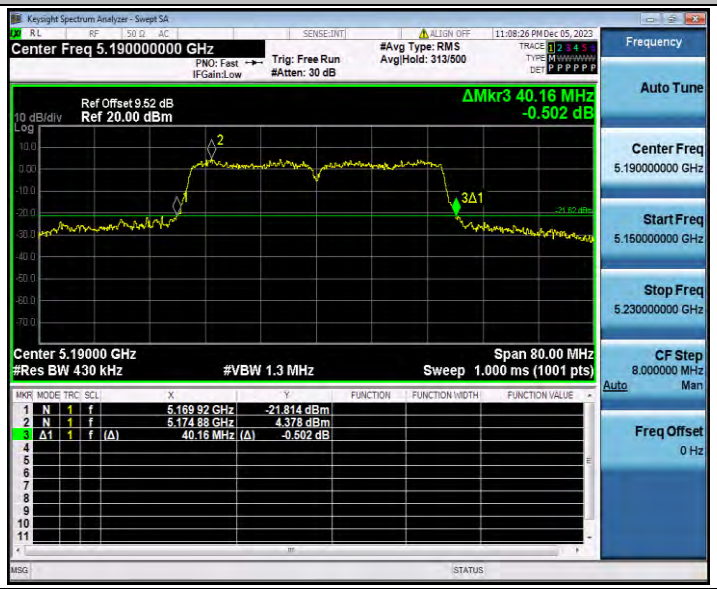

11N40SISO_Ant2_5190

11N40SISO_Ant2_5230

11AC20SISO_Ant2_5180

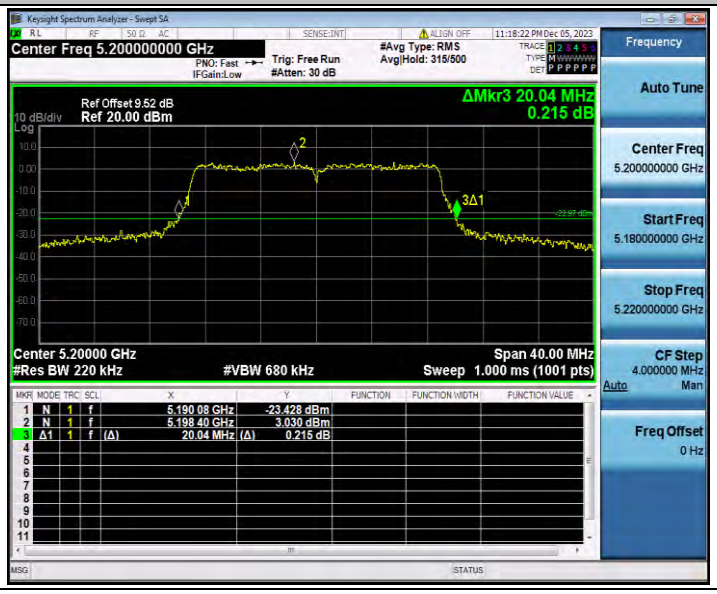

11AC20SISO_Ant2_5200

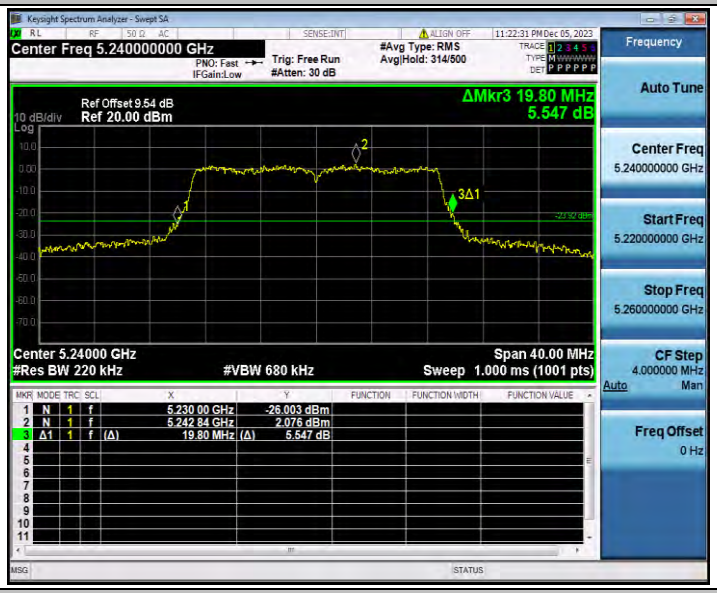

11AC20SISO_Ant2_5240

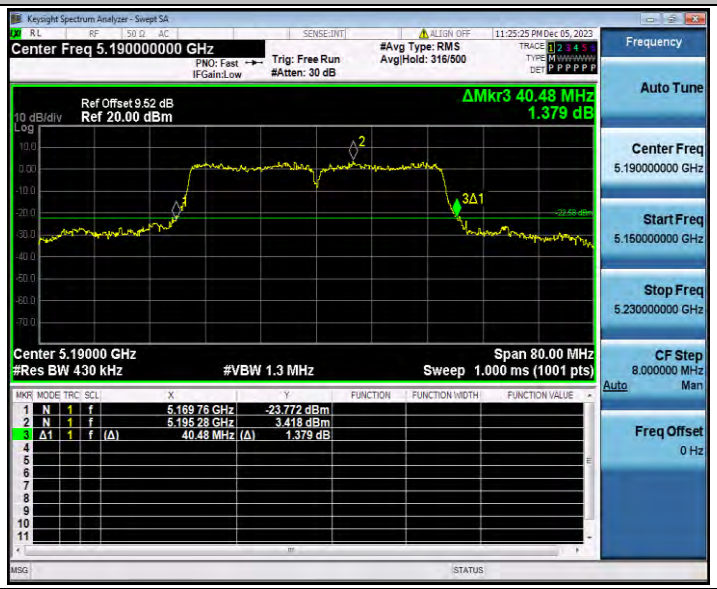

11AC40SISO_Ant2_5190

11AC40SISO_Ant2_5230

11AC80SISO_Ant2_5210

Appendix D.2: Occupied channel bandwidth

Test Result

Test Mode	Antenna	Frequency[MHz]	OCB [MHz]	FL[MHz]	FH[MHz]	Limit[MHz]	Verdict
11A	Ant2	5180	17.134	5171.429	5188.563	---	---
		5200	16.927	5191.524	5208.451	---	---
		5240	16.920	5231.538	5248.458	---	---
11N20SISO	Ant2	5180	17.973	5171.012	5188.985	---	---
		5200	17.919	5191.036	5208.955	---	---
		5240	17.923	5231.029	5248.952	---	---
11N40SISO	Ant2	5190	36.564	5171.699	5208.263	---	---
		5230	36.447	5211.745	5248.192	---	---
11AC20SISO	Ant2	5180	17.948	5171.042	5188.990	---	---
		5200	17.911	5191.062	5208.973	---	---
		5240	17.916	5231.045	5248.961	---	---
11AC40SISO	Ant2	5190	36.571	5171.724	5208.295	---	---
		5230	36.606	5211.628	5248.234	---	---
11AC80SISO	Ant2	5210	76.405	5171.728	5248.133	---	---

Test Graphs

11A_Ant2_5180

11A_Ant2_5200

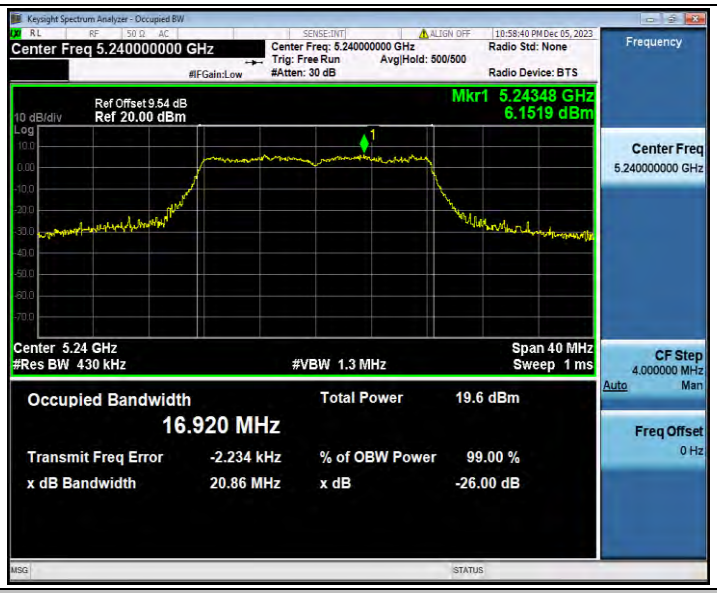

11A_Ant2_5240

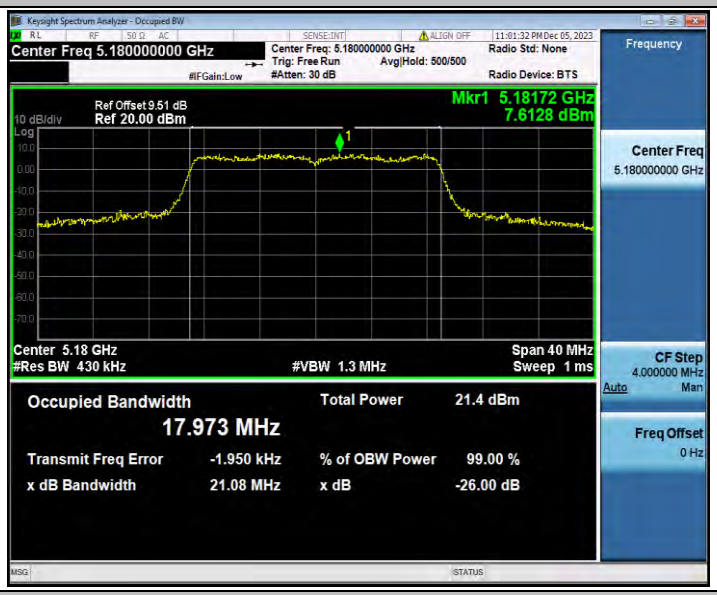

11N20SISO_Ant2_5180

11N20SISO_Ant2_5200

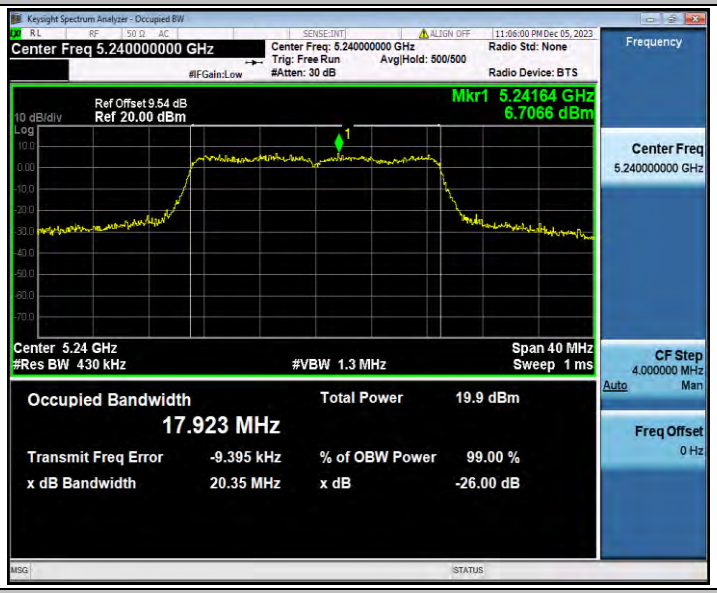

11N20SISO_Ant2_5240

11N40SISO_Ant2_5190

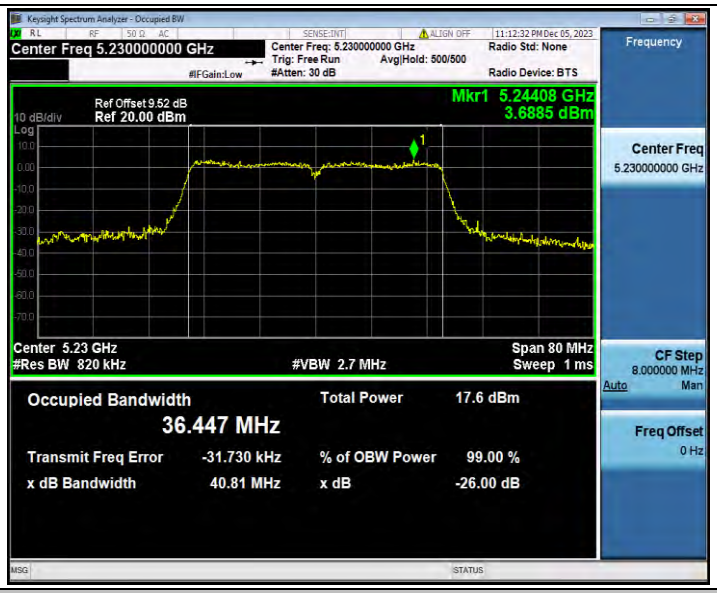

11N40SISO_Ant2_5230

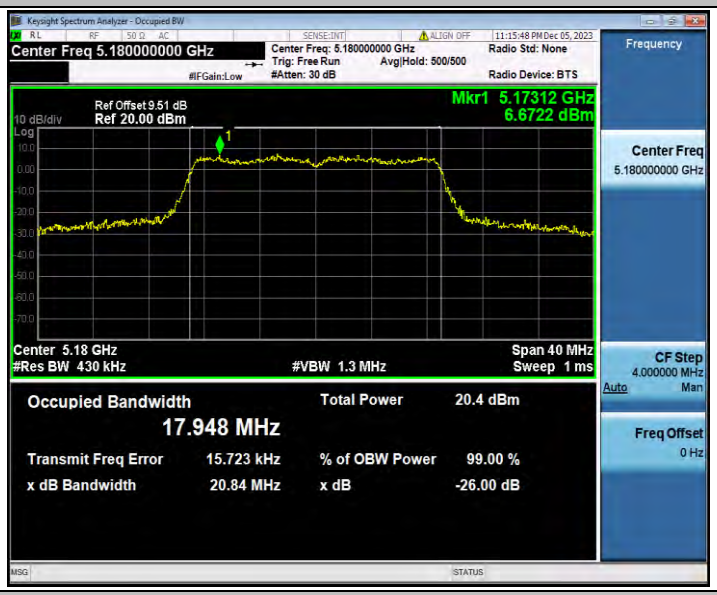

11AC20SISO_Ant2_5180

11AC20SISO_Ant2_5200

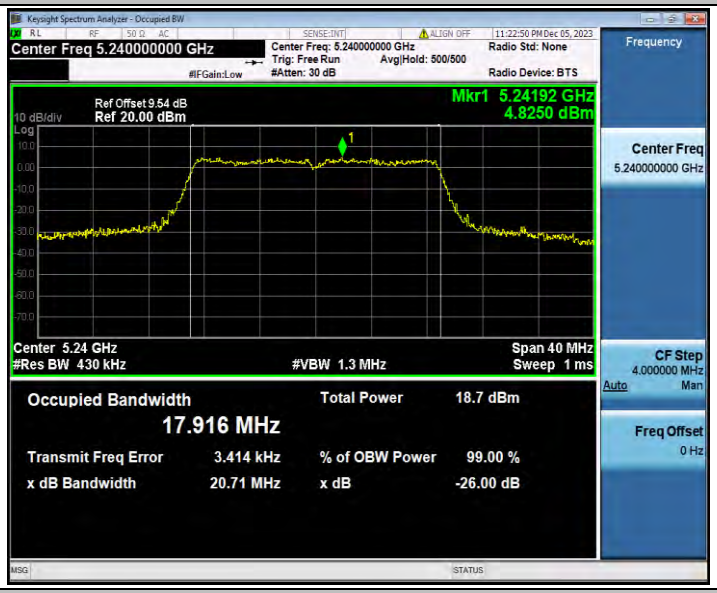

11AC20SISO_Ant2_5240

11AC40SISO_Ant2_5190

11AC40SISO_Ant2_5230

11AC80SISO_Ant2_5210

Appendix D.3: Duty Cycle

Test Result

Test Mode	Antenna	Frequency[MHz]	Transmission Duration [ms]	Transmission Period [ms]	Duty Cycle [%]
11A	Ant2	5180	0.36	0.46	78.26
		5200	0.36	0.47	76.60
		5240	0.37	0.48	77.08
11N20SISO	Ant2	5180	0.52	0.62	83.87
		5200	0.51	0.62	82.26
		5240	0.51	0.61	83.61
11N40SISO	Ant2	5190	0.26	0.37	70.27
		5230	0.26	0.36	72.22
11AC20SISO	Ant2	5180	0.44	0.54	81.48
		5200	0.44	0.54	81.48
		5240	0.44	0.54	81.48
11AC40SISO	Ant2	5190	0.21	0.31	67.74
		5230	0.21	0.32	65.63
11AC80SISO	Ant2	5210	0.11	0.22	50.00

Test Graphs

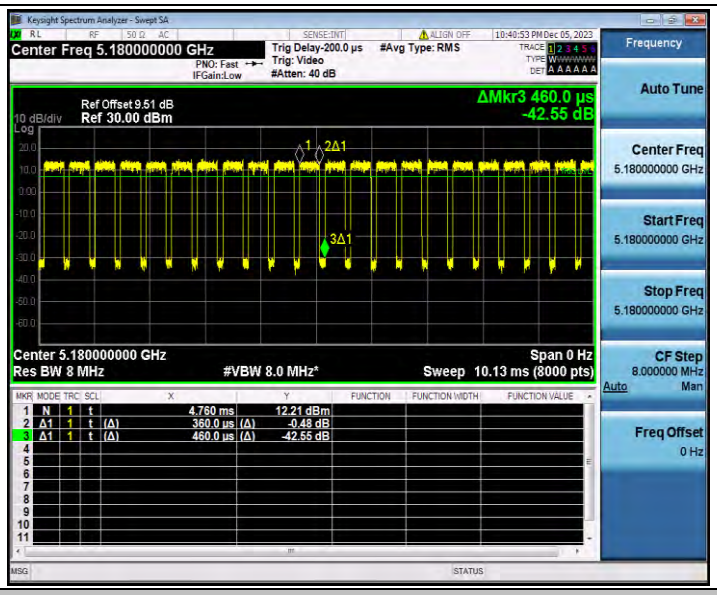

11A_Ant2_5180

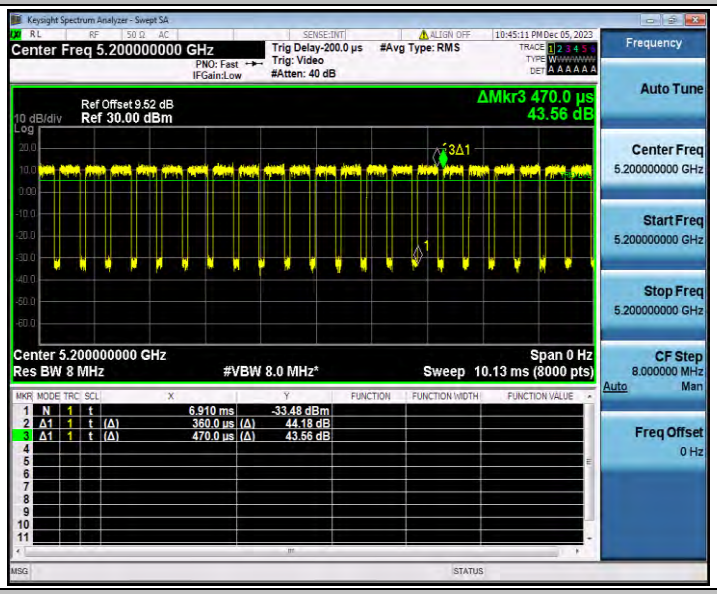

11A_Ant2_5200

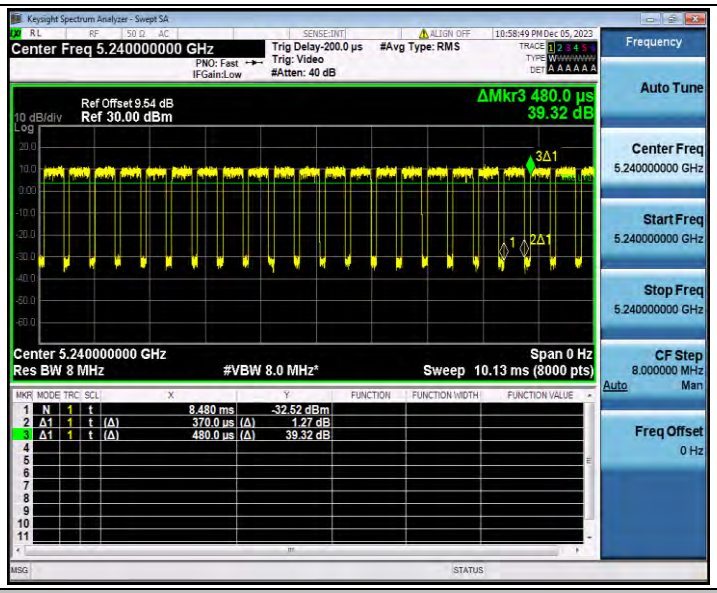

11A_Ant2_5240

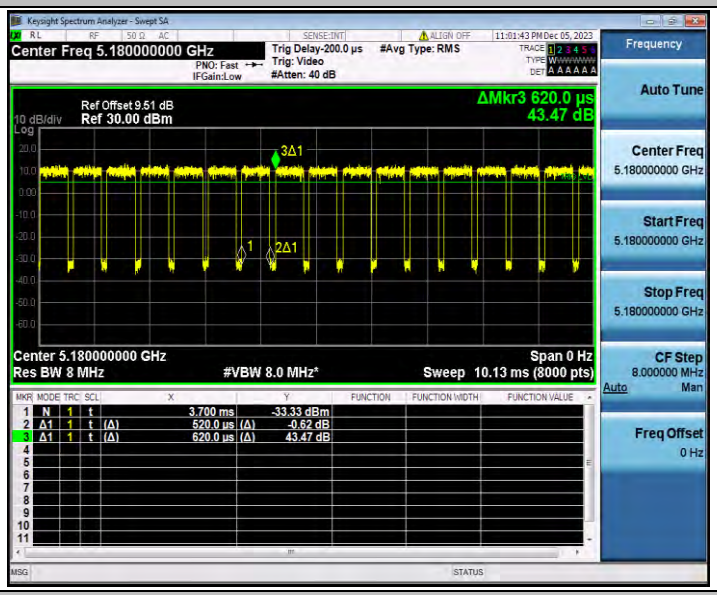

11N20SISO_Ant2_5180

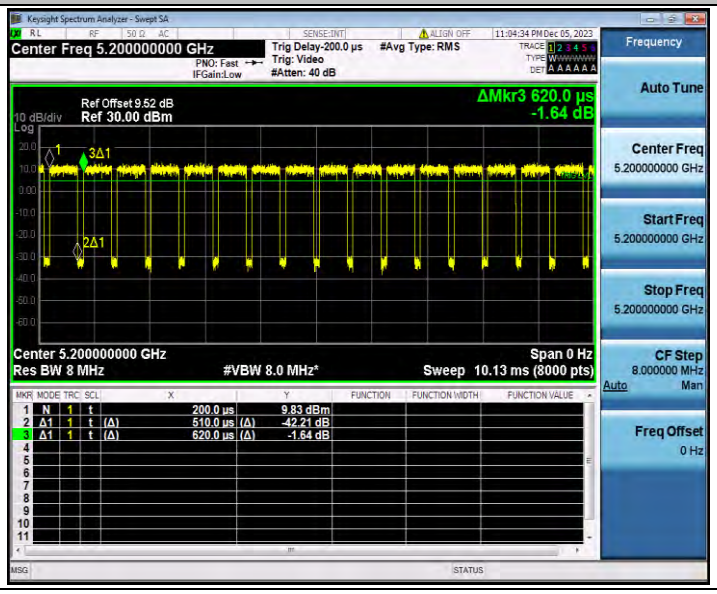

11N20SISO_Ant2_5200
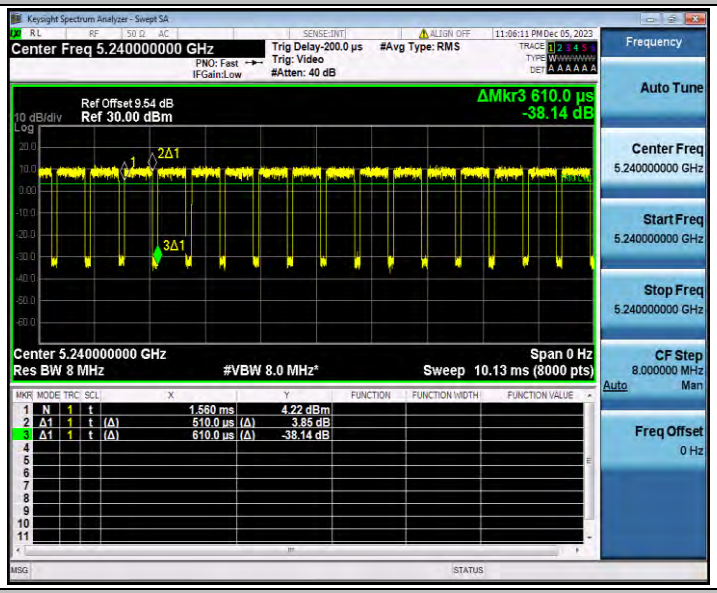
11N20SISO_Ant2_5240
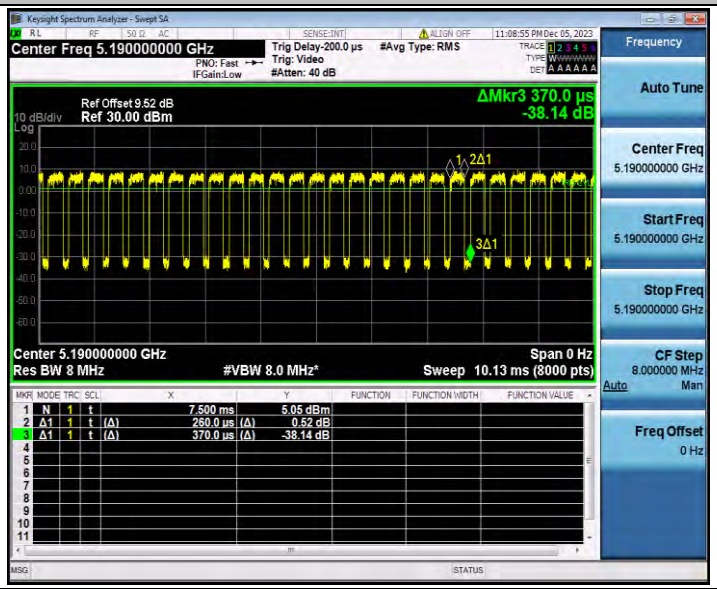
11N40SISO_Ant2_5190

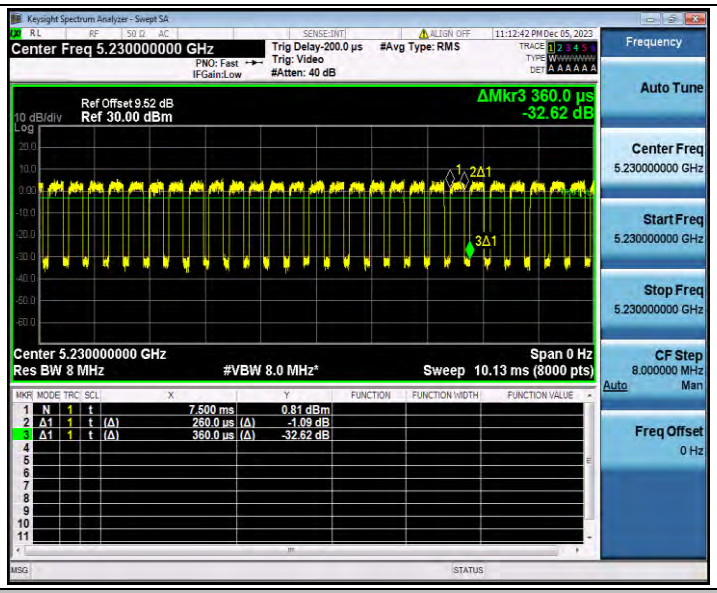

11N40SISO_Ant2_5230

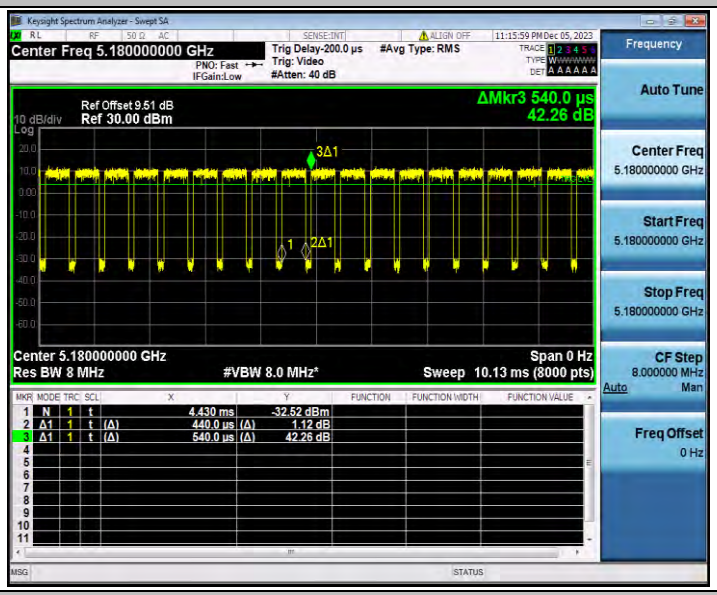

11AC20SISO_Ant2_5180

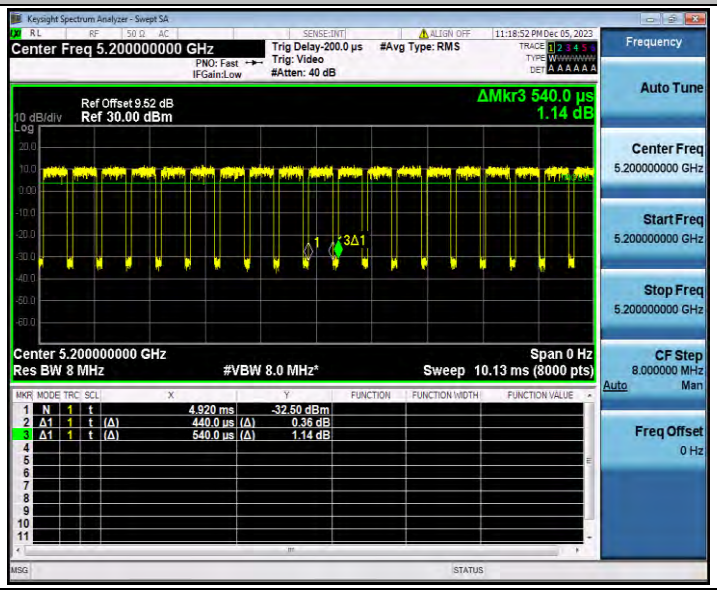

11AC20SISO_Ant2_5200

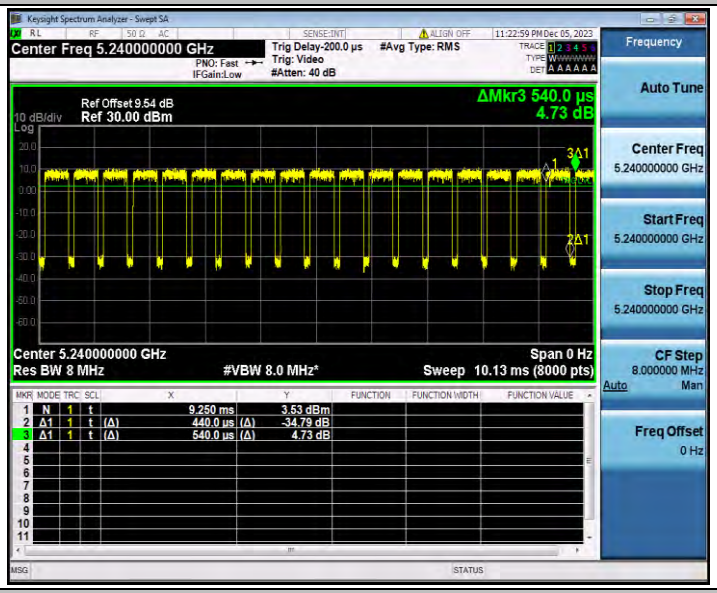

11AC20SISO_Ant2_5240

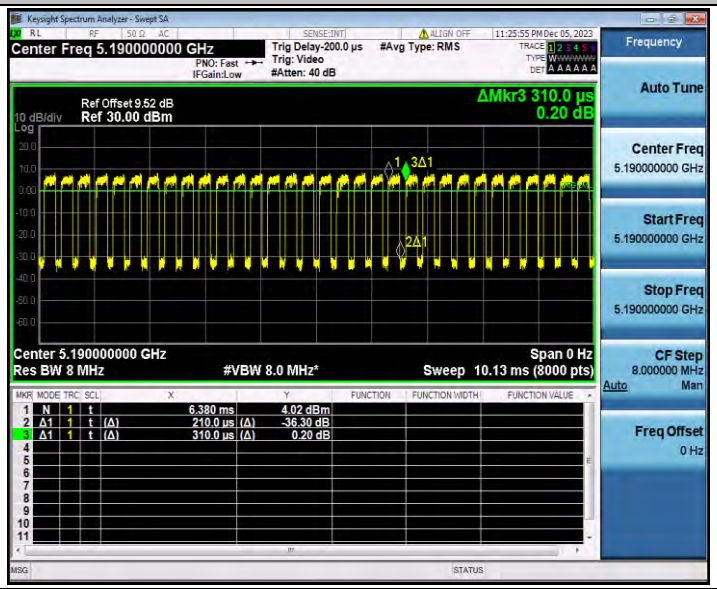

11AC40SISO_Ant2_5190

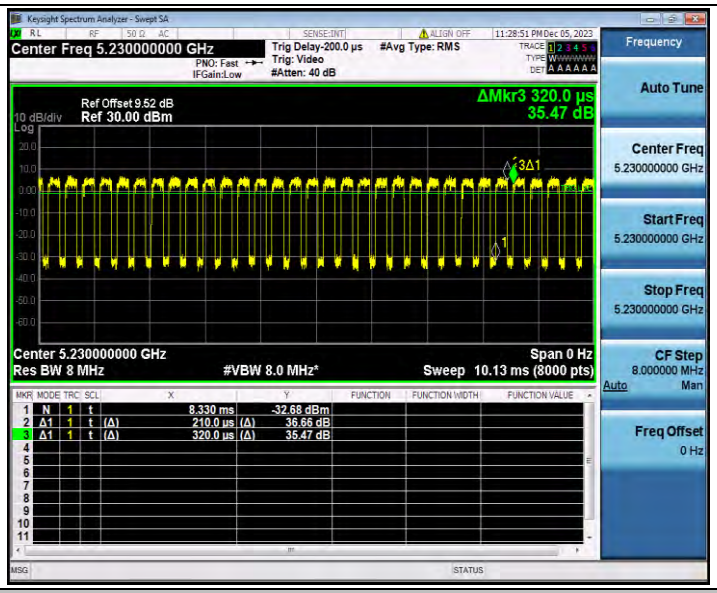

11AC40SISO_Ant2_5230

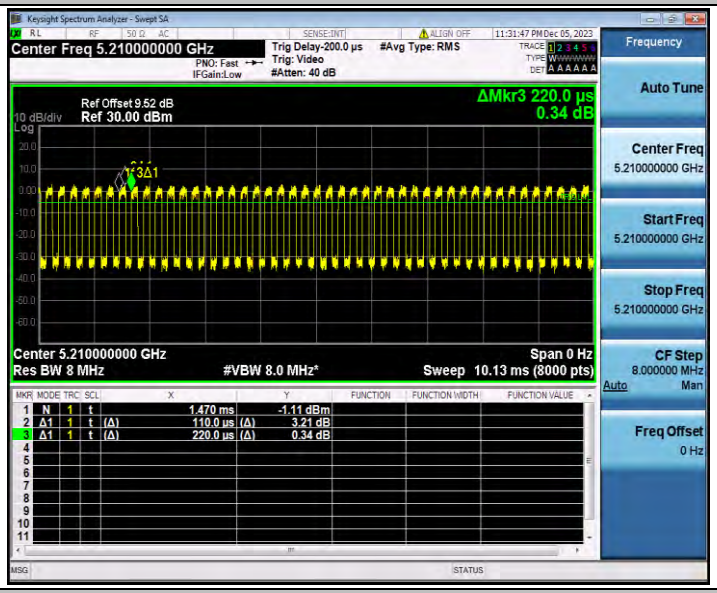

11AC80SISO_Ant2_5210

Appendix D.4: Maximum conducted output power

Test Result Channel Power

Test Mode	Antenna	Frequency[MHz]	Channel Powert [dBm]	Duty Cycle [%]	DC Factor [dBm]	Result [dBm]	Limit [dBm]	Verdict
11A	Ant2	5180	14.79	78.26	1.06	15.85	≤23.98	PASS
		5200	12.74	76.60	1.16	13.90	≤23.98	PASS
		5240	11.25	77.08	1.13	12.38	≤23.98	PASS
11N20SISO	Ant2	5180	13.24	83.87	0.76	14.00	≤23.98	PASS
		5200	13.02	82.26	0.85	13.87	≤23.98	PASS
		5240	11.74	83.61	0.78	12.52	≤23.98	PASS
11N40SISO	Ant2	5190	12.22	70.27	1.53	13.75	≤23.98	PASS
		5230	8.15	72.22	1.41	9.56	≤23.98	PASS
11AC20SISO	Ant2	5180	12.13	81.48	0.89	13.02	≤23.98	PASS
		5200	11.84	81.48	0.89	12.73	≤23.98	PASS
		5240	10.53	81.48	0.89	11.42	≤23.98	PASS
11AC40SISO	Ant2	5190	11.05	67.74	1.69	12.74	≤23.98	PASS
		5230	9.80	65.63	1.83	11.63	≤23.98	PASS
11AC80SISO	Ant2	5210	8.04	50.00	3.01	11.05	≤23.98	PASS

Note：The Duty Cycle Factor is compensated in the graph.

Appendix D.5: Maximum power spectral density

Test Result

Test Mode	Antenna	Frequency[MHz]	Result [dBm/MHz]	Limit[dBm/MHz]	Verdict
11A	Ant2	5180	4.55	≤11.00	PASS
		5200	2.76	≤11.00	PASS
		5240	1.24	≤11.00	PASS
11N20SISO	Ant2	5180	2.5	≤11.00	PASS
		5200	2.48	≤11.00	PASS
		5240	1.28	≤11.00	PASS
11N40SISO	Ant2	5190	-0.15	≤11.00	PASS
		5230	-3.95	≤11.00	PASS
11AC20SISO	Ant2	5180	1.51	≤11.00	PASS
		5200	1.36	≤11.00	PASS
		5240	0.24	≤11.00	PASS
11AC40SISO	Ant2	5190	-1.38	≤11.00	PASS
		5230	-2.07	≤11.00	PASS
11AC80SISO	Ant2	5210	-5.87	≤11.00	PASS

Note：1.The Result and Limit Unit is dBm/500 kHz in the band 5.725–5.85 GHz.
2.The Duty Cycle Factor and RBW Factor is compensated in the graph.

Test Graphs

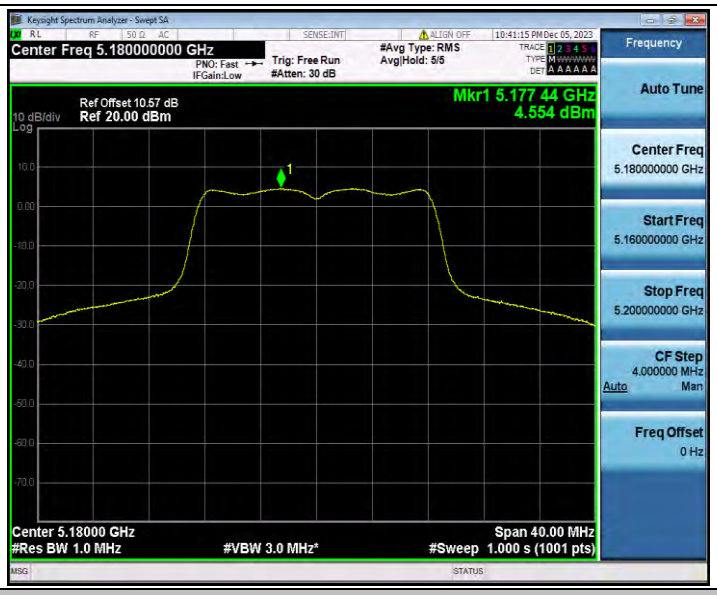

11A_Ant2_5180

11A_Ant2_5200

11A_Ant2_5240

11N20SISO_Ant2_5180

11N20SISO_Ant2_5200

11N20SISO_Ant2_5240

11N40SISO_Ant2_5190

11N40SISO_Ant2_5230

11AC20SISO_Ant2_5180

11AC20SISO_Ant2_5200

11AC20SISO_Ant2_5240

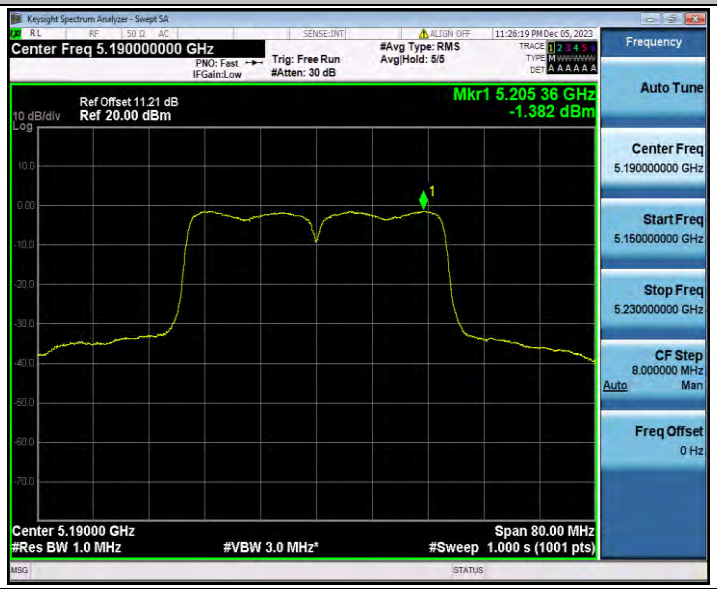

11AC40SISO_Ant2_5190

11AC40SISO_Ant2_5230

11AC80SISO_Ant2_5210

Appendix D.6: Band edge measurements

Test Result B1

Test Mode	Antenna	ChName	Frequency[MHz]	Result[dBm]	Limit[dBm]	Verdict
11A	Ant2	Low	5180	-28.48	≤-27	PASS
		High	5240	-37.13	≤-27	PASS
11N20SISO	Ant2	Low	5180	-31.96	≤-27	PASS
		High	5240	-37.8	≤-27	PASS
11N40SISO	Ant2	Low	5190	-30.65	≤-27	PASS
		High	5230	-36.07	≤-27	PASS
11AC20SISO	Ant2	Low	5180	-32	≤-27	PASS
		High	5240	-37.85	≤-27	PASS
11AC40SISO	Ant2	Low	5190	-35.03	≤-27	PASS
		High	5230	-37.91	≤-27	PASS
11AC80SISO	Ant2	Low	5210	-30.72	≤-27	PASS
		High	5210	-35.58	≤-27	PASS

Test Graphs B1

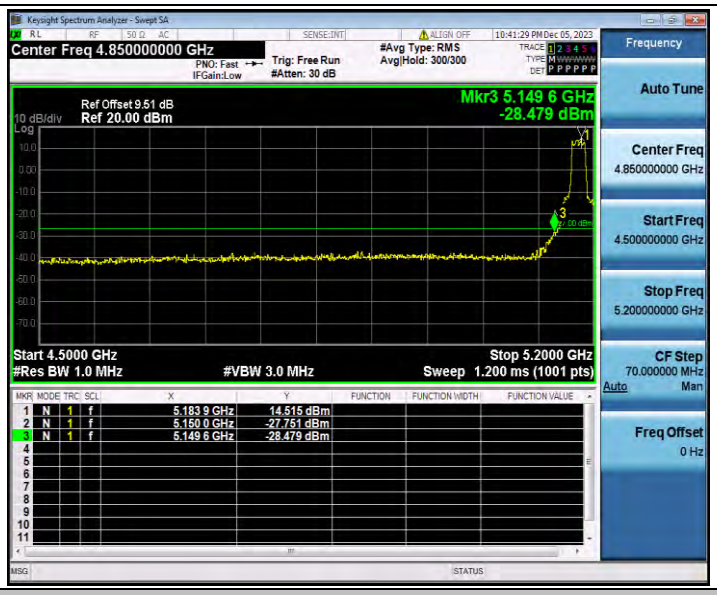

11A_Ant2_Low_5180

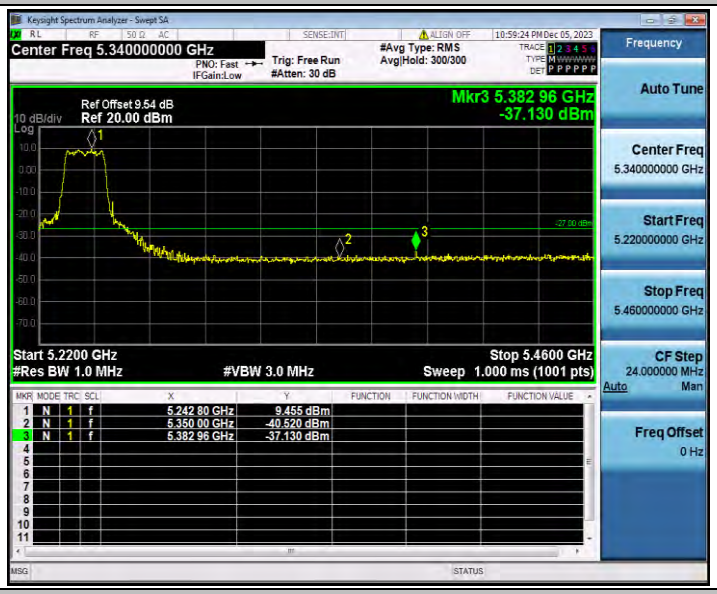

11A_Ant2_High_5240

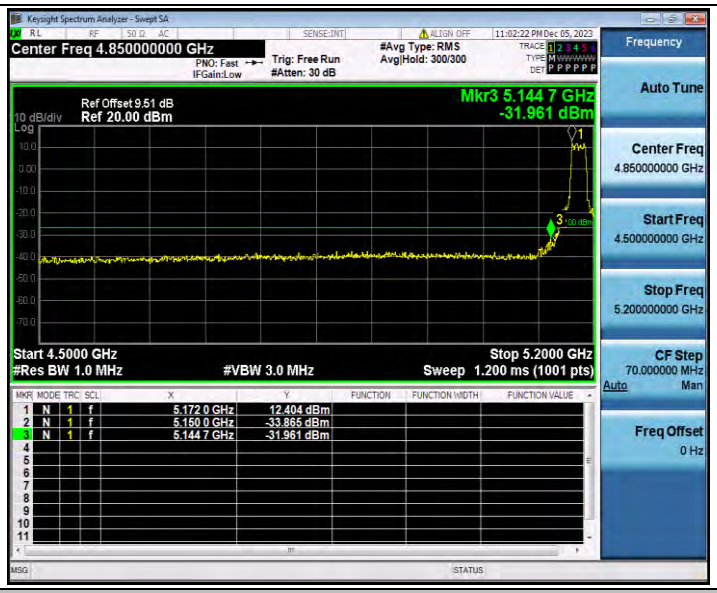

11N20SISO_Ant2_Low_5180

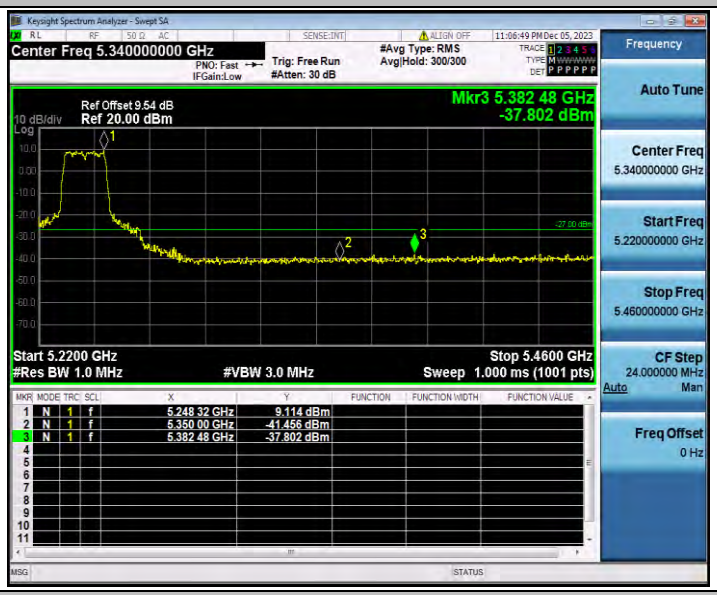

11N20SISO_Ant2_High_5240

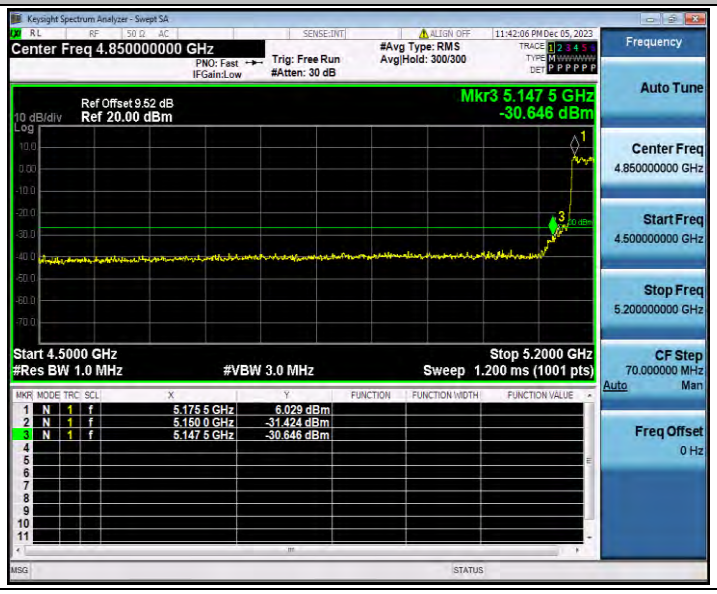

11N40SISO_Ant2_Low_5190

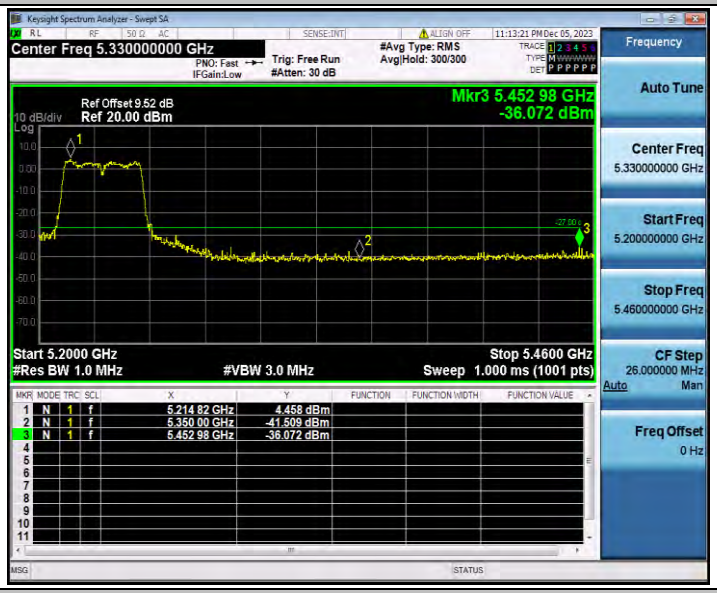

11N40SISO_Ant2_High_5230

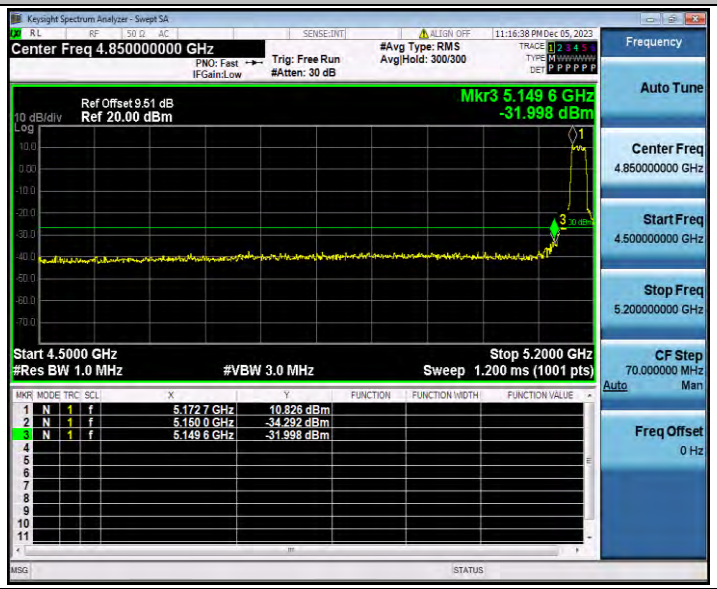

11AC20SISO_Ant2_Low_5180

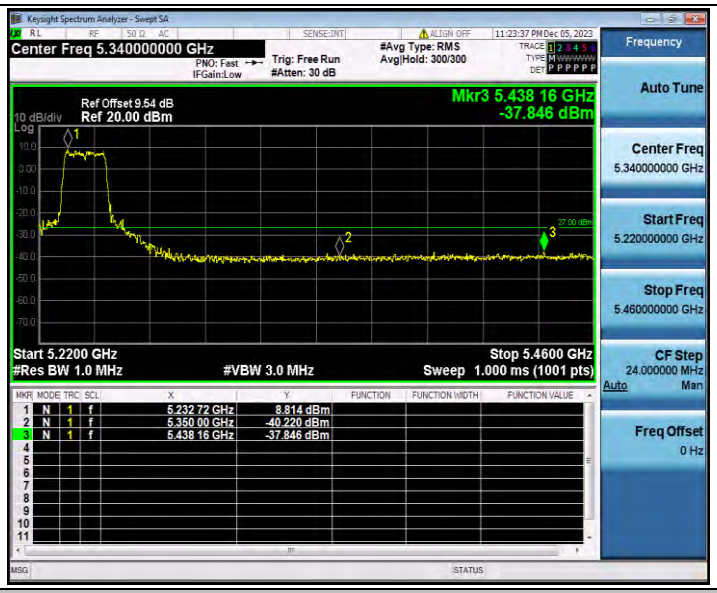

11AC20SISO_Ant2_High_5240

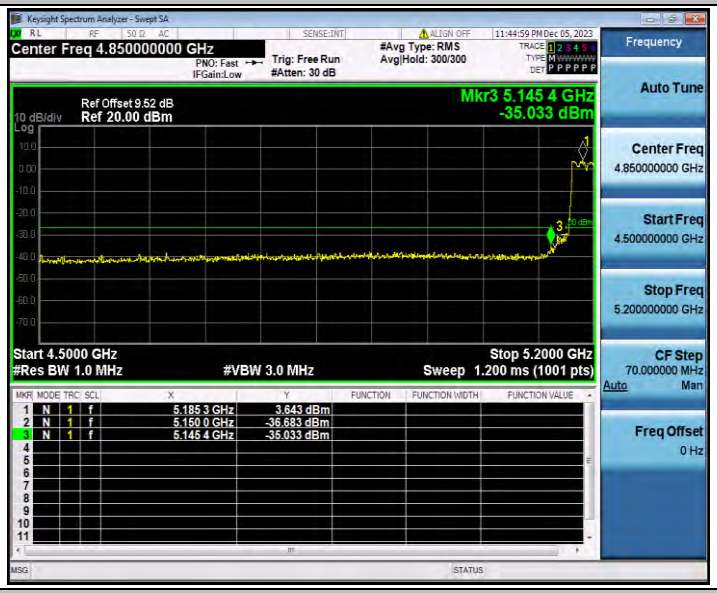

11AC40SISO_Ant2_Low_5190

11AC40SISO_Ant2_High_5230

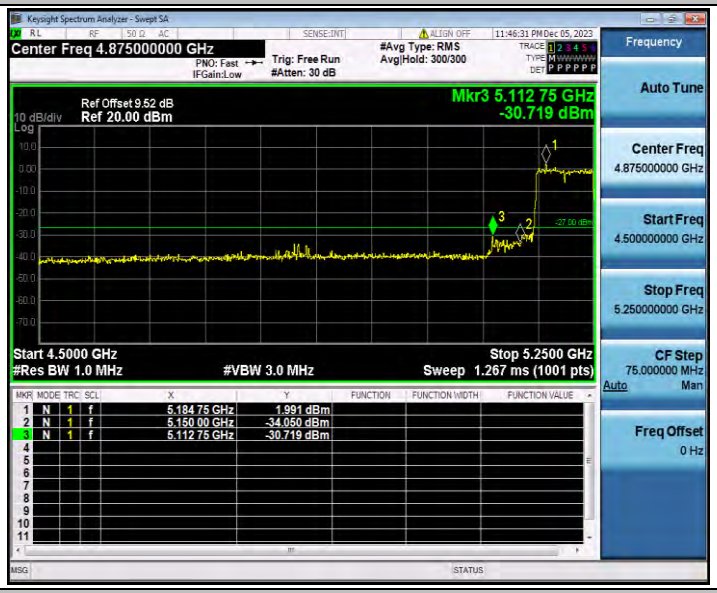

11AC80SISO_Ant2_Low_5210

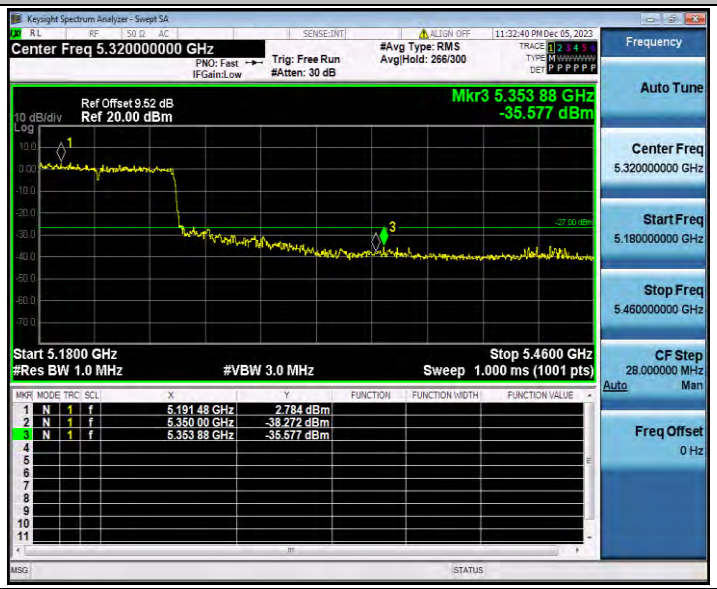

11AC80SISO_Ant2_High_5210

Appendix D.7: Conducted Spurious Emission

Test Result

Test Mode	Antenna	Frequency[MHz]	FreqRange [MHz]	Max. Fre [MHz]	Max. Level [dBm]	Limit [dBm]	Verdict
11A	Ant2	5180	30~5140	5139.83	-34.5	≤-27	PASS
			5360~40000	26071.64	-38.2	≤-27	PASS
		5200	30~5140	906.71	-41.22	≤-27	PASS
			5360~40000	24235.85	-37.71	≤-27	PASS
		5240	30~5140	906.71	-38	≤-27	PASS
			5360~40000	24297.89	-38.14	≤-27	PASS
11N20SISO	Ant2	5180	30~5140	5138.64	-37.78	≤-27	PASS
			5360~40000	24222.15	-37.93	≤-27	PASS
		5200	30~5140	4839.36	-45.11	≤-27	PASS
			5360~40000	24370.74	-37.82	≤-27	PASS
		5240	30~5140	4397.35	-37.8	≤-27	PASS
			5360~40000	26029.81	-38.08	≤-27	PASS
11N40SISO	Ant2	5190	30~5140	5139.15	-34.76	≤-27	PASS
			5360~40000	26841.31	-37.91	≤-27	PASS
		5230	30~5140	5134.72	-41.3	≤-27	PASS
			5360~40000	25116.6	-37.11	≤-27	PASS
11AC20SISO	Ant2	5180	30~5140	5133.36	-41.09	≤-27	PASS
			5360~40000	26845.63	-38.04	≤-27	PASS
		5200	30~5140	4898.81	-46.73	≤-27	PASS
			5360~40000	24890.1	-37.99	≤-27	PASS
		5240	30~5140	4917.2	-44.57	≤-27	PASS
			5360~40000	5454.49	-35.76	≤-27	PASS
11AC40SISO	Ant2	5190	30~5140	5139.83	-36.37	≤-27	PASS
			5360~40000	25180.08	-37.92	≤-27	PASS
		5230	30~5140	5029.79	-46.25	≤-27	PASS
			5360~40000	26031.25	-37.78	≤-27	PASS
11AC80SISO	Ant2	5210	30~5140	5117.01	-28.86	≤-27	PASS
			5360~40000	24224.31	-37.25	≤-27	PASS

Test Graphs

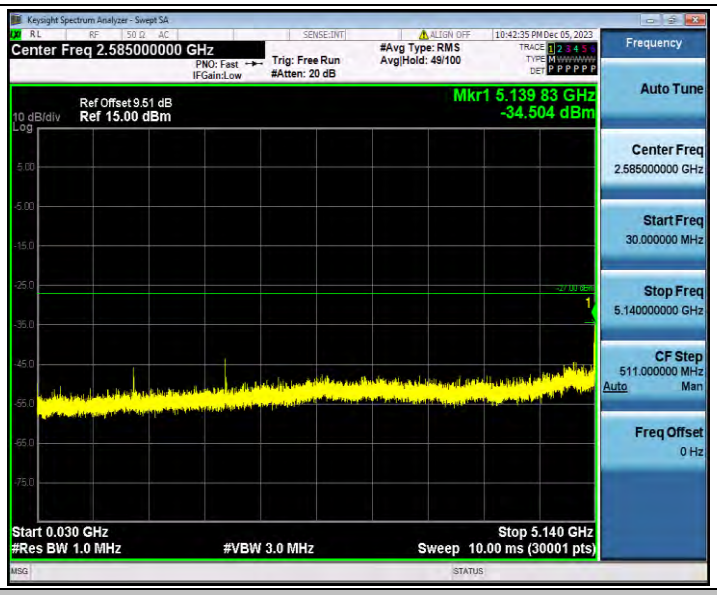

11A_Ant2_5180_30~5140

11A_Ant2_5180_5360~40000

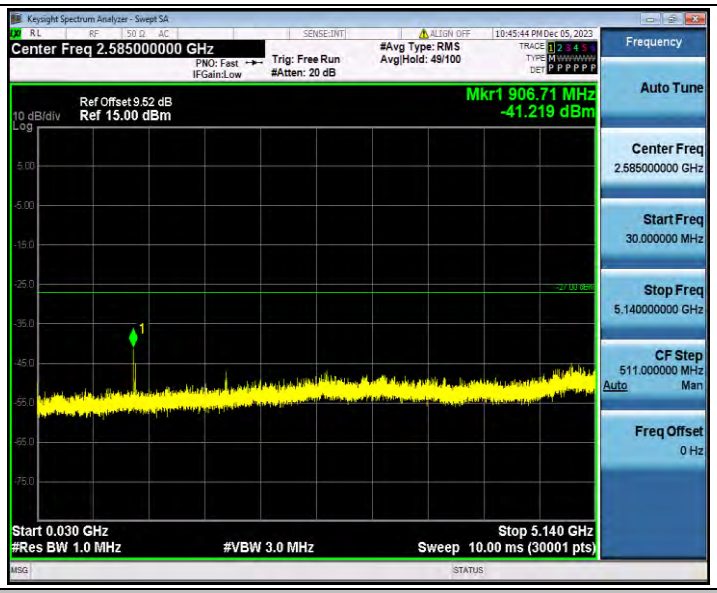

11A_Ant2_5200_30~5140

11A_Ant2_5200_5360~40000

11A_Ant2_5240_30~5140

11A_Ant2_5240_5360~40000

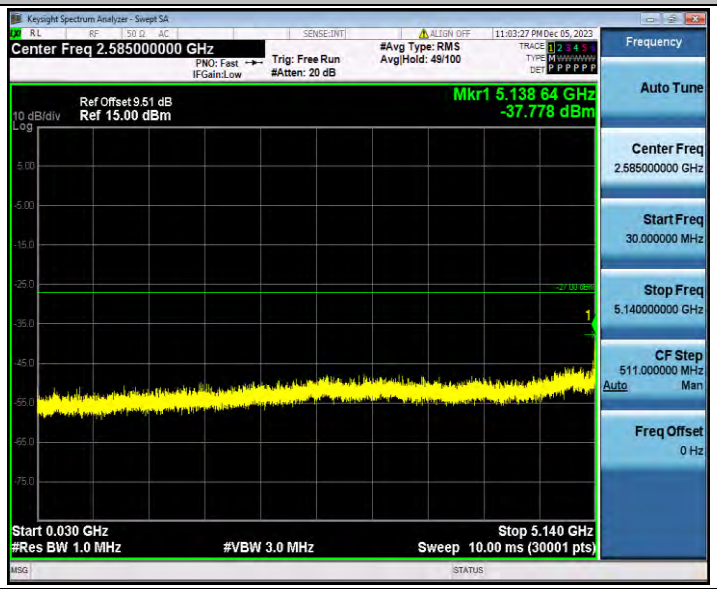

11N20SISO_Ant2_5180_30~5140

11N20SISO_Ant2_5180_5360~40000

11N20SISO_Ant2_5200_30~5140

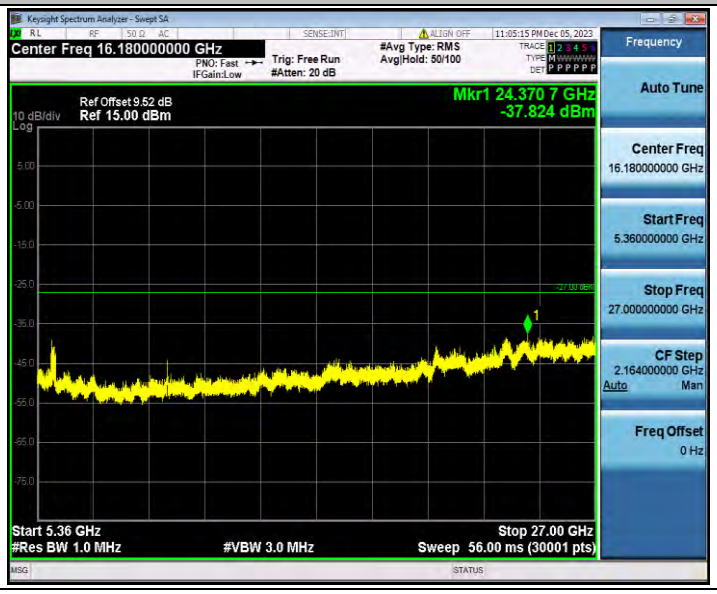

11N20SISO_Ant2_5200_5360~40000

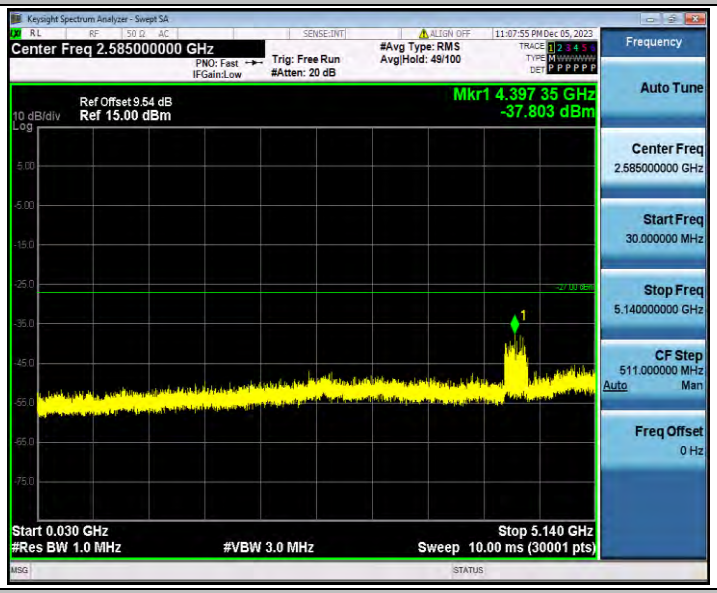

11N20SISO_Ant2_5240_30~5140

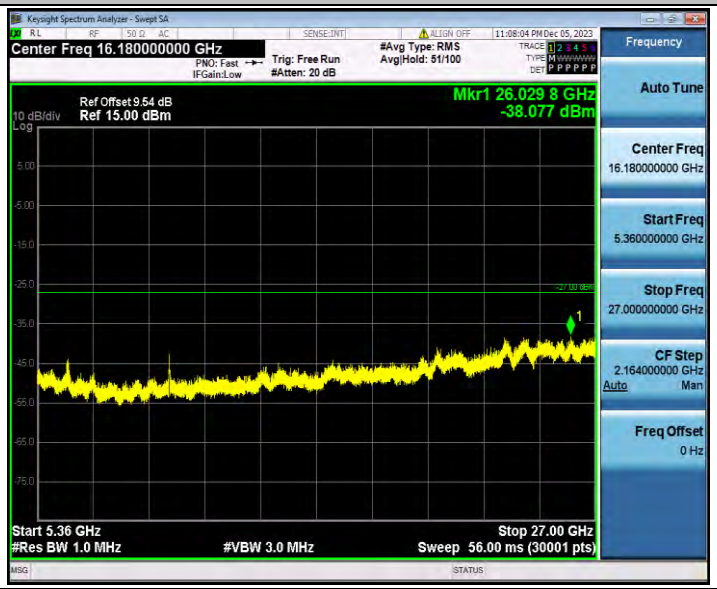

11N20SISO_Ant2_5240_5360~40000

11N40SISO_Ant2_5190_30~5140

11N40SISO_Ant2_5190_5360~40000

11N40SISO_Ant2_5230_30~5140

11N40SISO_Ant2_5230_5360~40000

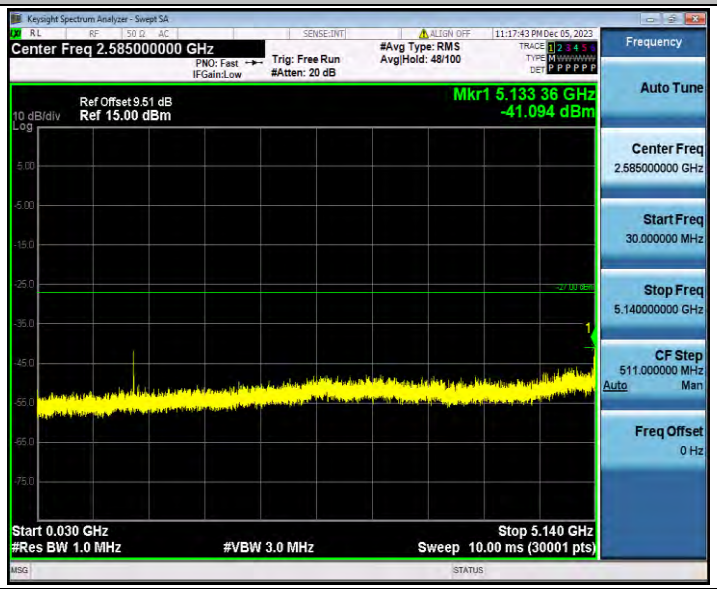

11AC20SISO_Ant2_5180_30~5140

11AC20SISO_Ant2_5180_5360~40000

11AC20SISO_Ant2_5200_30~5140

11AC20SISO_Ant2_5200_5360~40000

11AC20SISO_Ant2_5240_30~5140

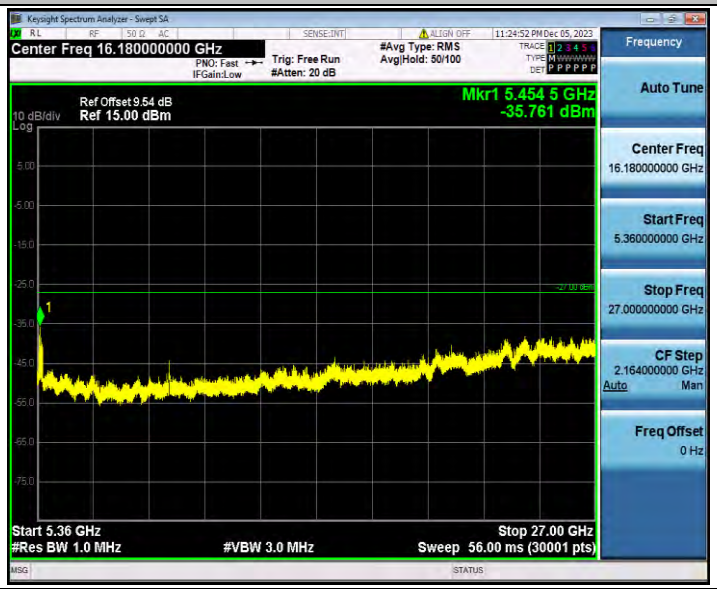

11AC20SISO_Ant2_5240_5360~40000

11AC40SISO_Ant2_5190_30~5140

11AC40SISO_Ant2_5190_5360~40000

11AC40SISO_Ant2_5230_30~5140
11AC40SISO_Ant2_5230_5360~40000
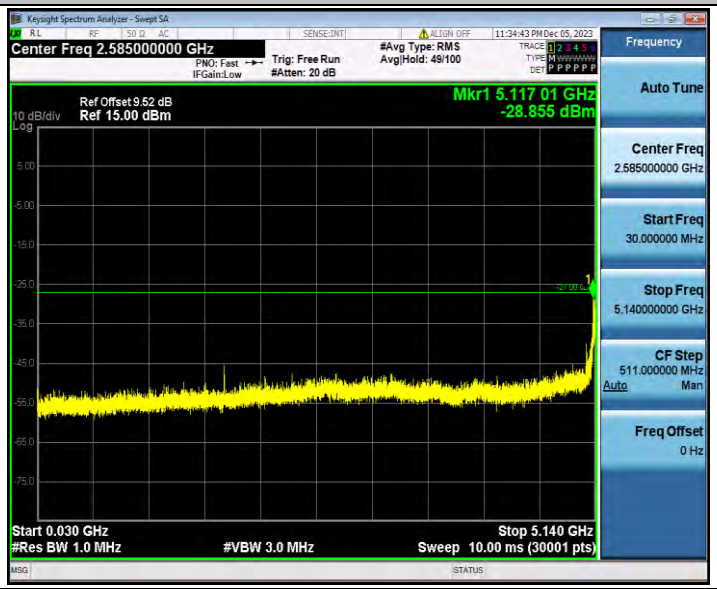
11AC80SISO_Ant2_5210_30~5140

11AC80SISO_Ant2_5210_5360~40000