Case No. : GTS20231012003-1-5	
Ambient Condition: 24 ℃, 49 %RH, Atmos100.1Kpa,	
Test Date: 2023.12.6	**Test Engineer:** Evan ouyang

Appendix D.1: Emission Bandwidth

Test Result

Test Mode	Antenna	Frequency[MHz]	26db EBW [MHz]	FL[MHz]	FH[MHz]	Limit[MHz]	Verdict
11A	Ant4	5180	18.440	5170.640	5189.080	---	---
		5200	18.280	5190.760	5209.040	---	---
		5240	18.400	5230.640	5249.040	---	---
11N20SISO	Ant4	5180	19.040	5170.440	5189.480	---	---
		5200	19.000	5190.480	5209.480	---	---
		5240	19.040	5230.440	5249.480	---	---
11N40SISO	Ant4	5190	38.720	5170.640	5209.360	---	---
		5230	38.720	5210.560	5249.280	---	---
11AC20SISO	Ant4	5180	19.320	5170.240	5189.560	---	---
		5200	19.320	5190.240	5209.560	---	---
		5240	19.280	5230.240	5249.520	---	---
11AC40SISO	Ant4	5190	39.120	5170.320	5209.440	---	---
		5230	39.120	5210.320	5249.440	---	---
11AC80SISO	Ant4	5210	86.080	5167.440	5253.520	---	---

Test Graphs

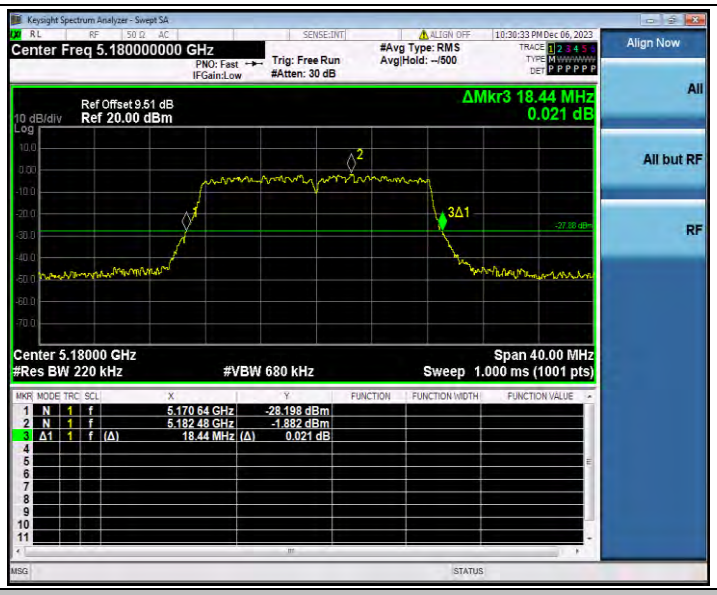

11A_Ant4_5180

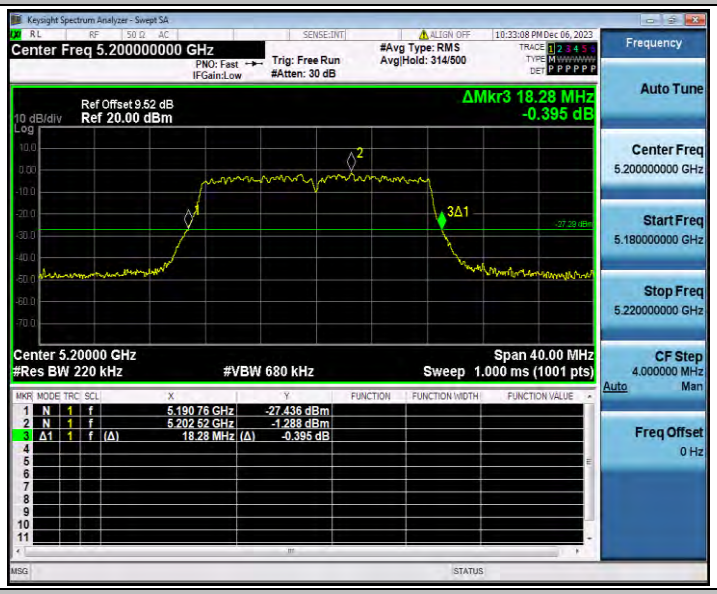

11A_Ant4_5200

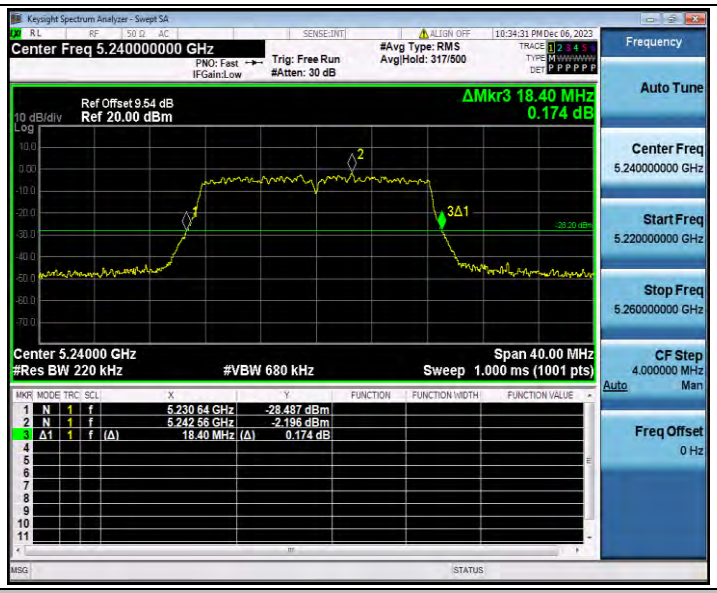

11A_Ant4_5240

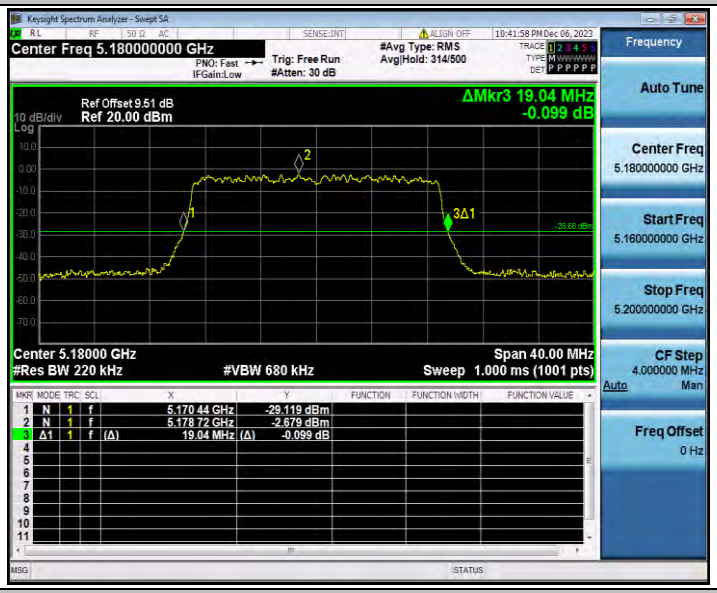

11N20SISO_Ant4_5180

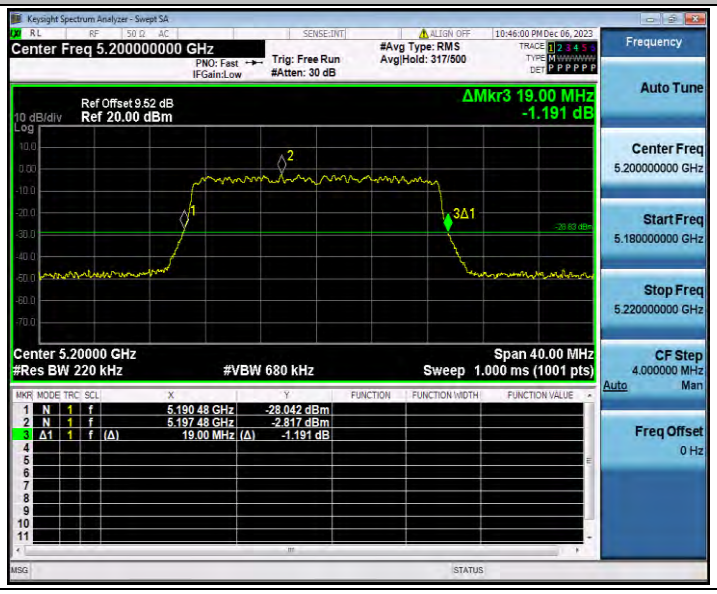

11N20SISO_Ant4_5200
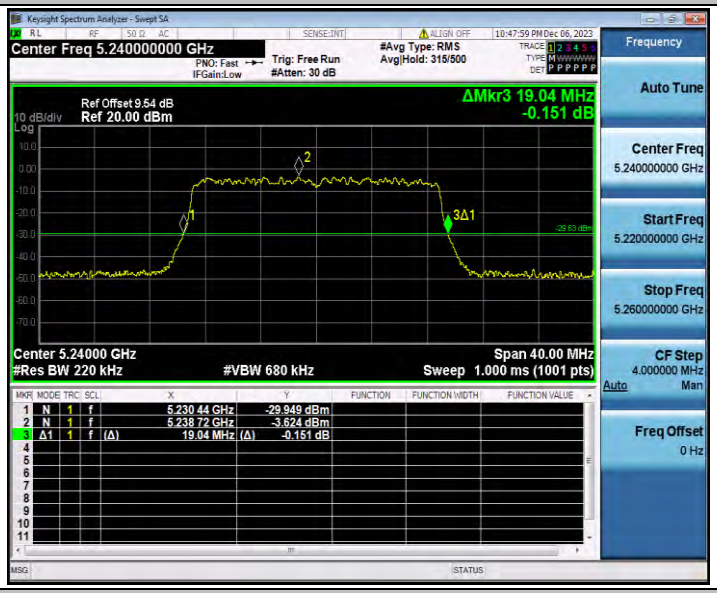
11N20SISO_Ant4_5240
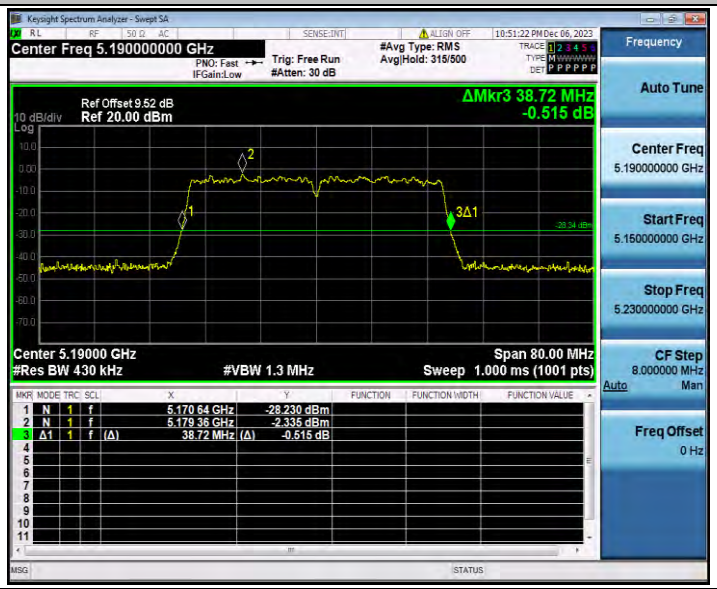
11N40SISO_Ant4_5190

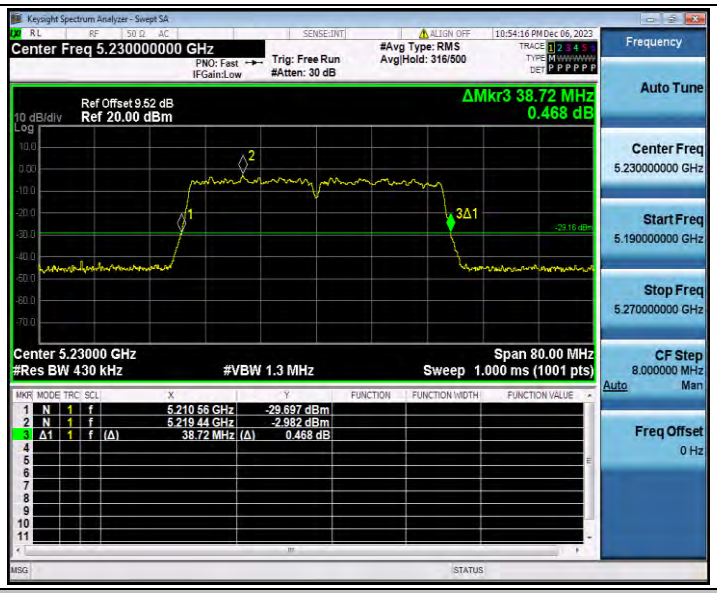

11N40SISO_Ant4_5230

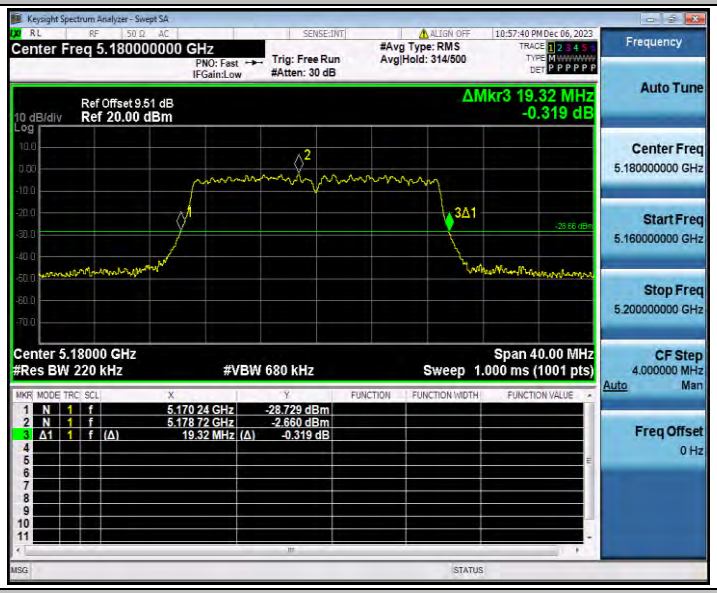

11AC20SISO_Ant4_5180

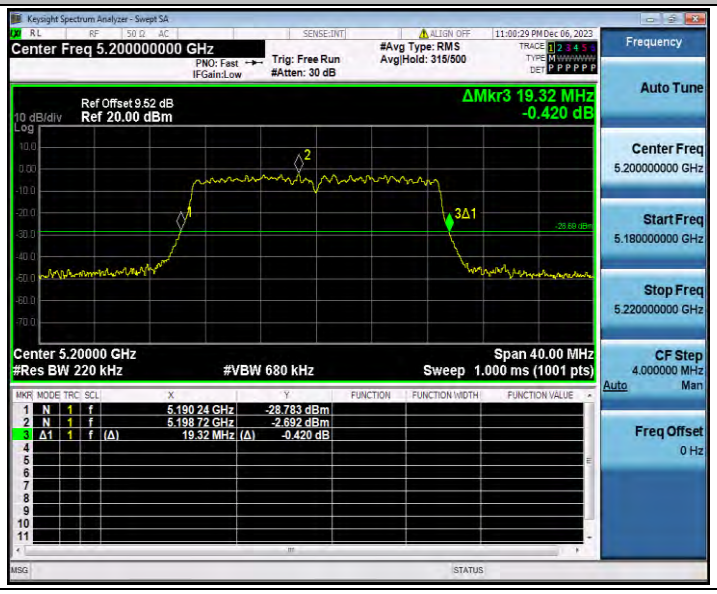

11AC20SISO_Ant4_5200
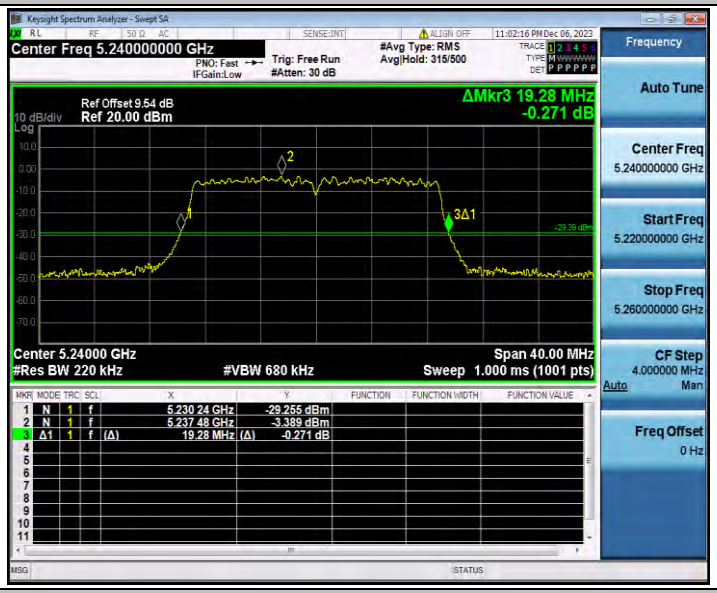
11AC20SISO_Ant4_5240
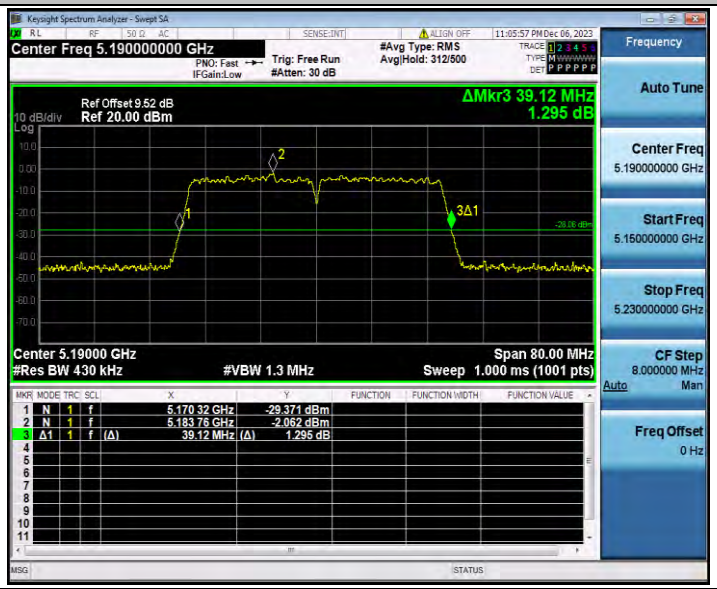
11AC40SISO_Ant4_5190

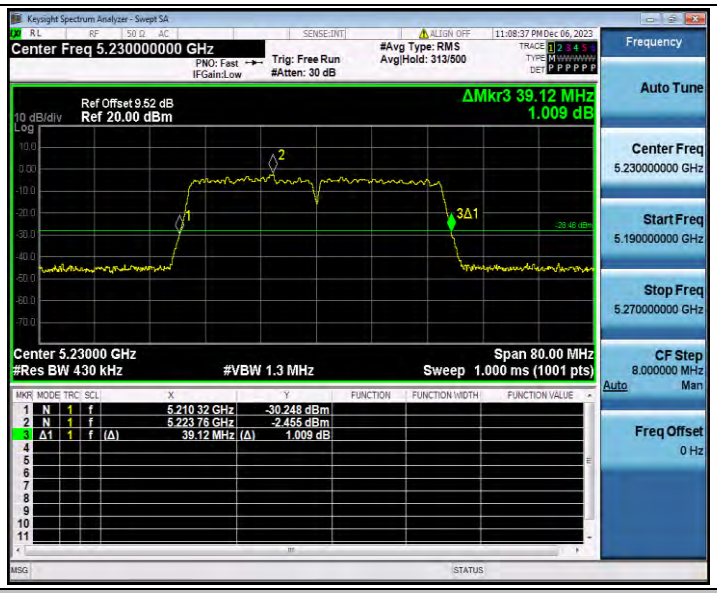

11AC40SISO_Ant4_5230

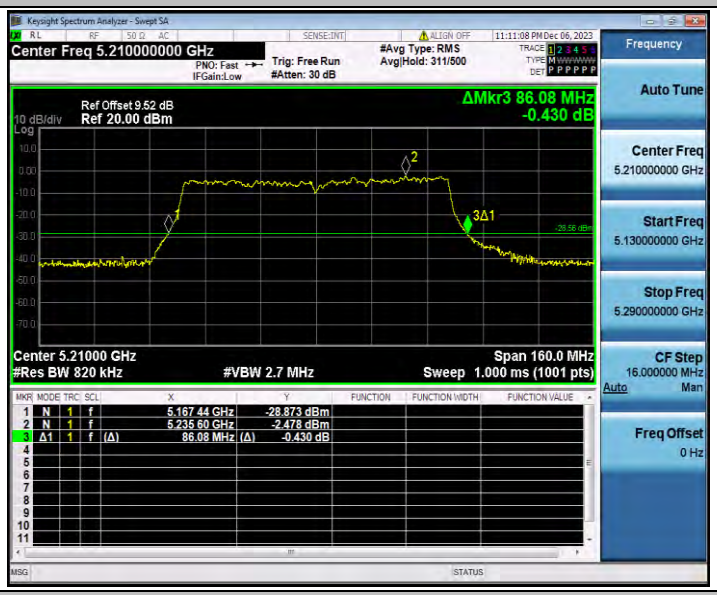

11AC80SISO_Ant4_5210

Appendix D.2: Occupied channel bandwidth

Test Result

Test Mode	Antenna	Frequency[MHz]	OCB [MHz]	FL[MHz]	FH[MHz]	Limit[MHz]	Verdict
11A	Ant4	5180	16.557	5171.678	5188.235	---	---
		5200	16.549	5191.685	5208.234	---	---
		5240	16.557	5231.676	5248.233	---	---
11N20SISO	Ant4	5180	17.643	5171.156	5188.799	---	---
		5200	17.638	5191.159	5208.797	---	---
		5240	17.644	5231.150	5248.794	---	---
11N40SISO	Ant4	5190	36.265	5171.802	5208.067	---	---
		5230	36.258	5211.783	5248.041	---	---
11AC20SISO	Ant4	5180	17.717	5171.094	5188.811	---	---
		5200	17.707	5191.100	5208.807	---	---
		5240	17.715	5231.093	5248.808	---	---
11AC40SISO	Ant4	5190	36.262	5171.815	5208.077	---	---
		5230	36.263	5211.796	5248.059	---	---
11AC80SISO	Ant4	5210	77.033	5171.529	5248.562	---	---

Test Graphs

11A_Ant4_5180

11A_Ant4_5200

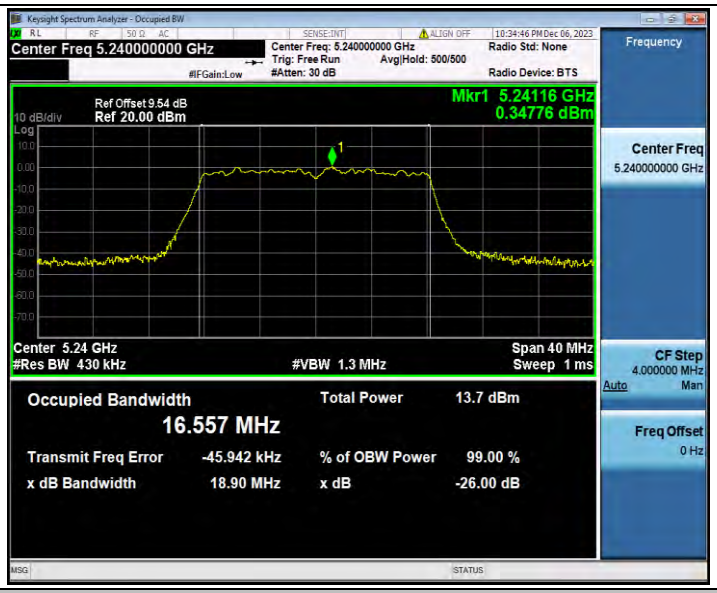

11A_Ant4_5240

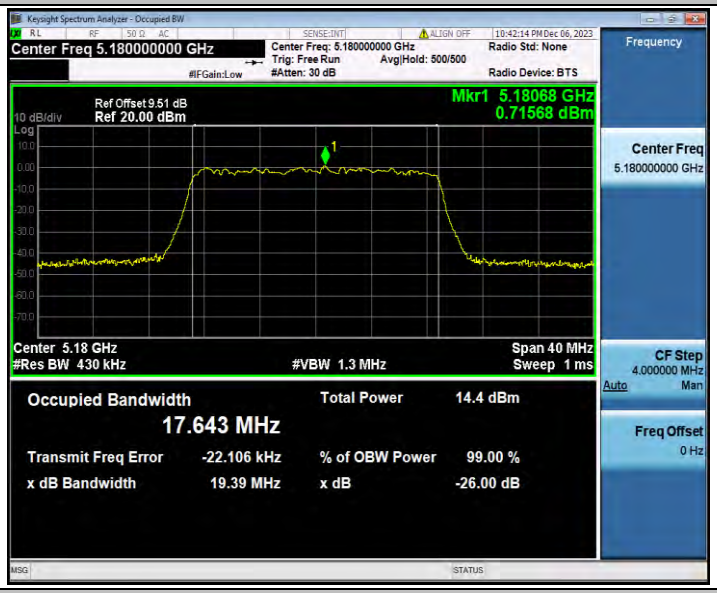

11N20SISO_Ant4_5180

11N20SISO_Ant4_5200

11N20SISO_Ant4_5240

11N40SISO_Ant4_5190

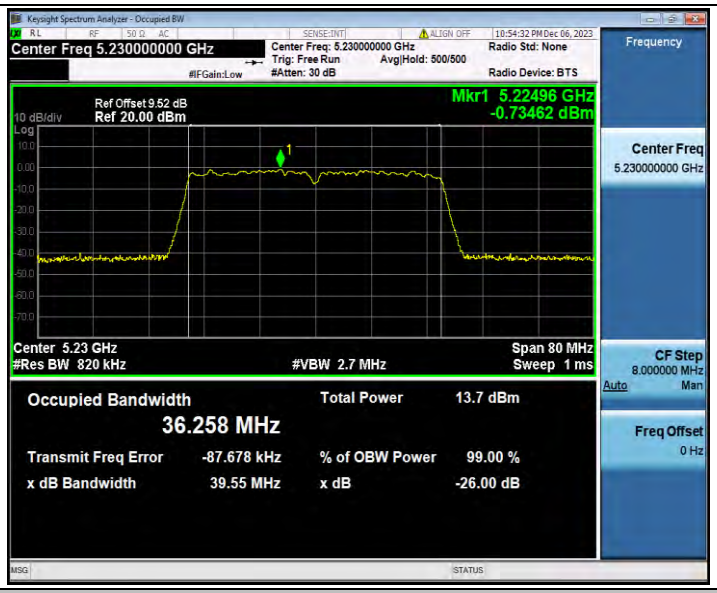

11N40SISO_Ant4_5230

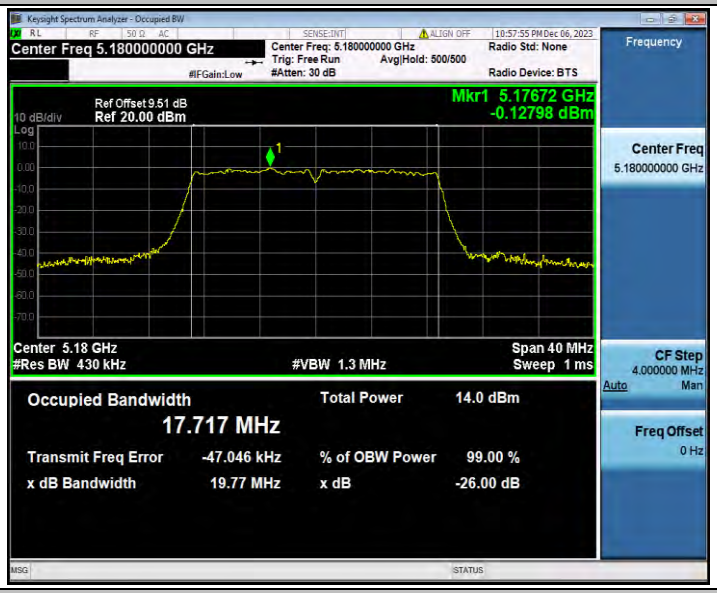

11AC20SISO_Ant4_5180

11AC20SISO_Ant4_5200

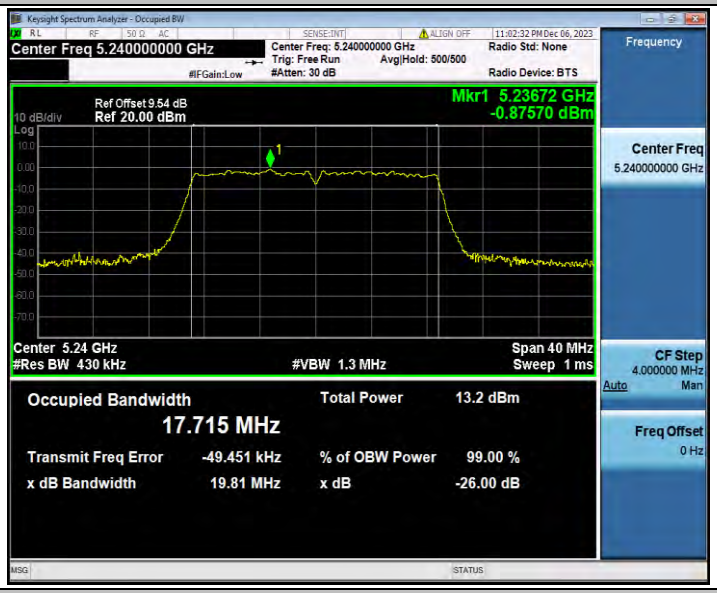

11AC20SISO_Ant4_5240

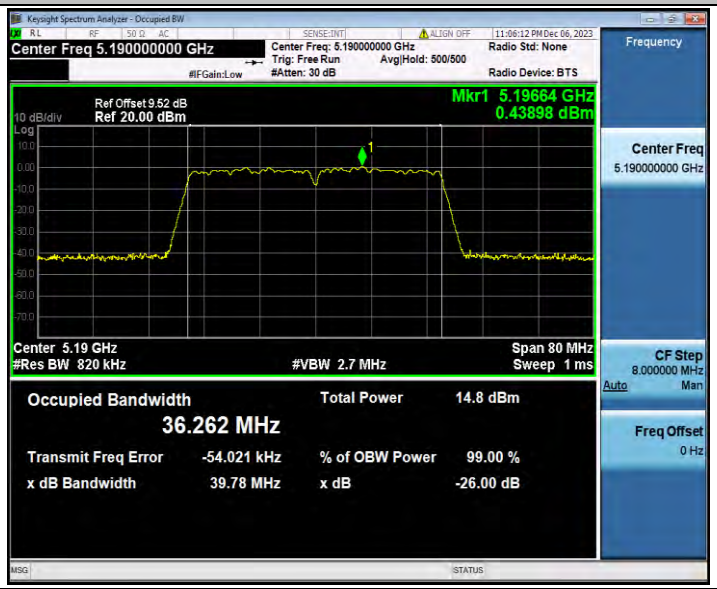

11AC40SISO_Ant4_5190

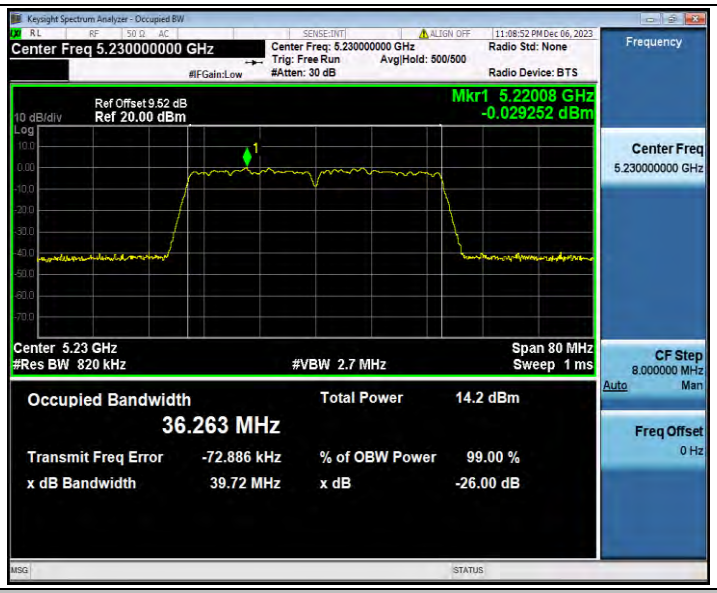

11AC40SISO_Ant4_5230

11AC80SISO_Ant4_5210

Appendix D.3: Duty Cycle

Test Result

Test Mode	Antenna	Frequency[MHz]	Transmission Duration [ms]	Transmission Period [ms]	Duty Cycle [%]
11A	Ant4	5180	0.17	0.18	94.44
		5200	0.17	0.18	94.44
		5240	0.17	0.18	94.44
11N20SISO	Ant4	5180	0.16	0.17	94.12
		5200	0.16	0.17	94.12
		5240	0.16	0.16	100.00
11N40SISO	Ant4	5190	0.10	0.11	90.91
		5230	0.09	0.10	90.00
11AC20SISO	Ant4	5180	0.14	0.15	93.33
		5200	0.14	0.15	93.33
		5240	0.14	0.15	93.33
11AC40SISO	Ant4	5190	0.09	0.10	90.00
		5230	0.09	0.10	90.00
11AC80SISO	Ant4	5210	0.07	0.07	100.00

Test Graphs

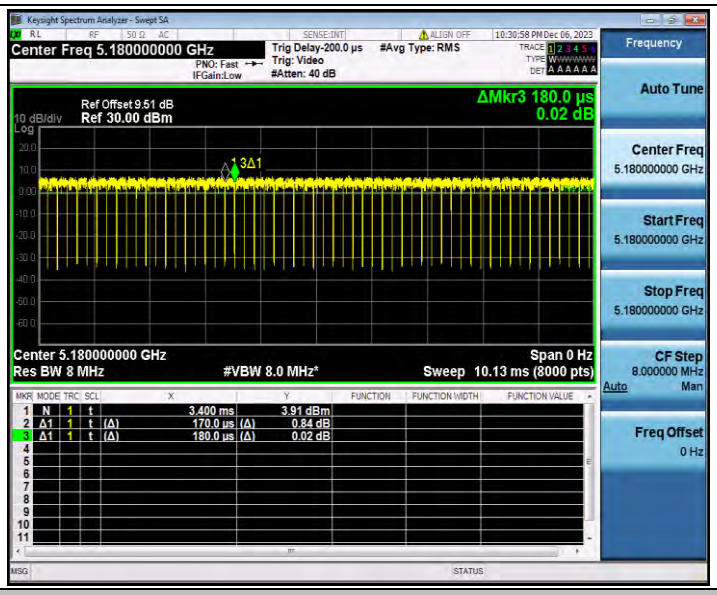

11A_Ant4_5180

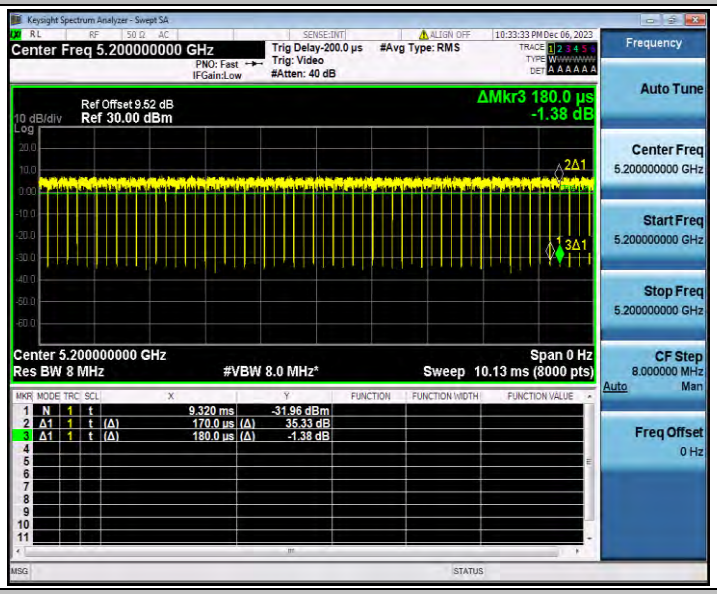

11A_Ant4_5200

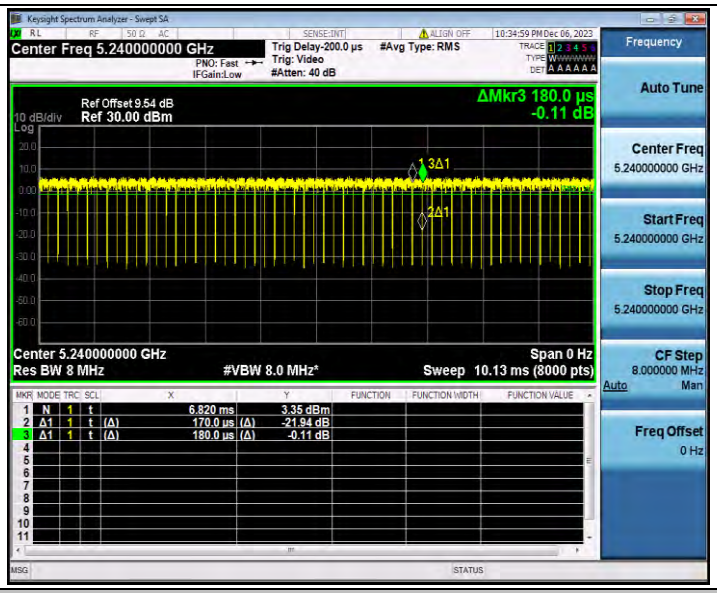

11A_Ant4_5240

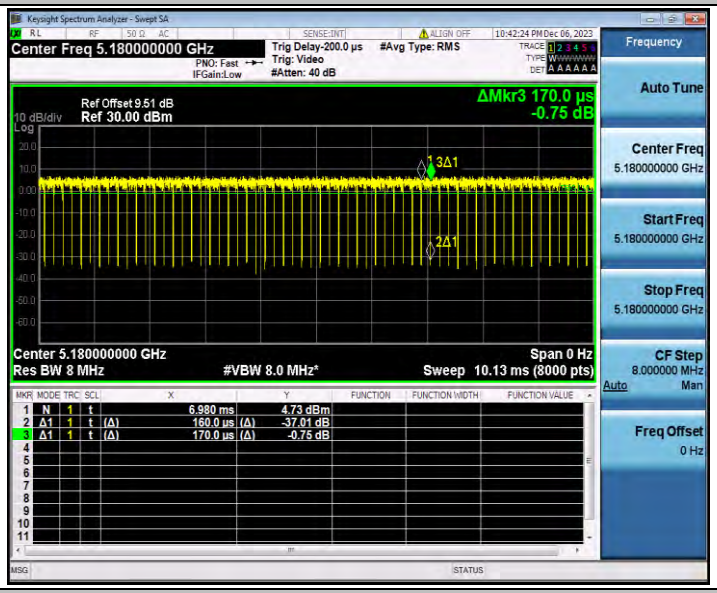

11N20SISO_Ant4_5180

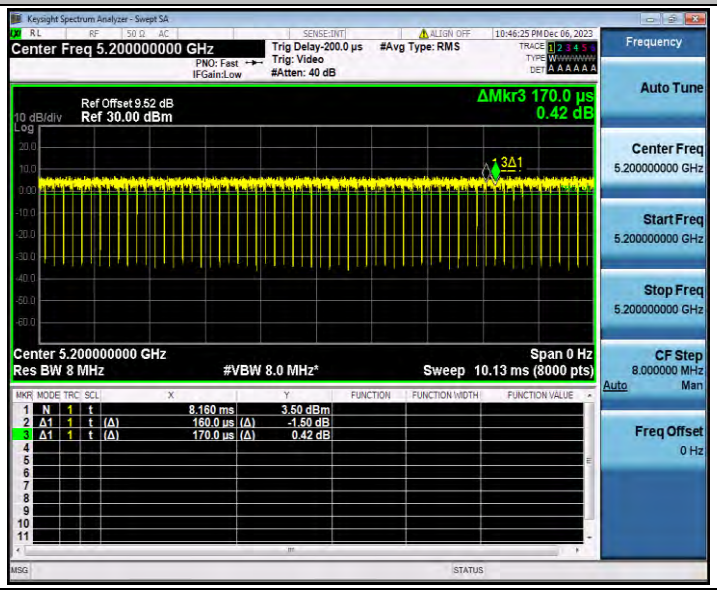

11N20SISO_Ant4_5200
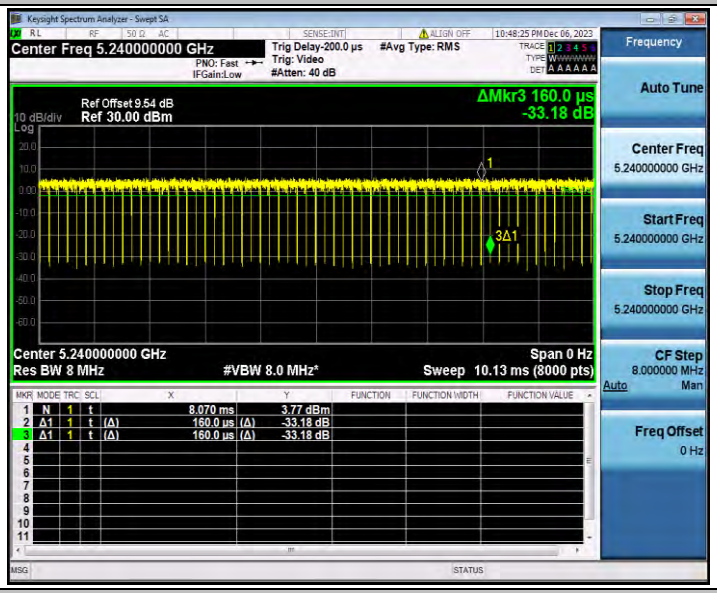
11N20SISO_Ant4_5240
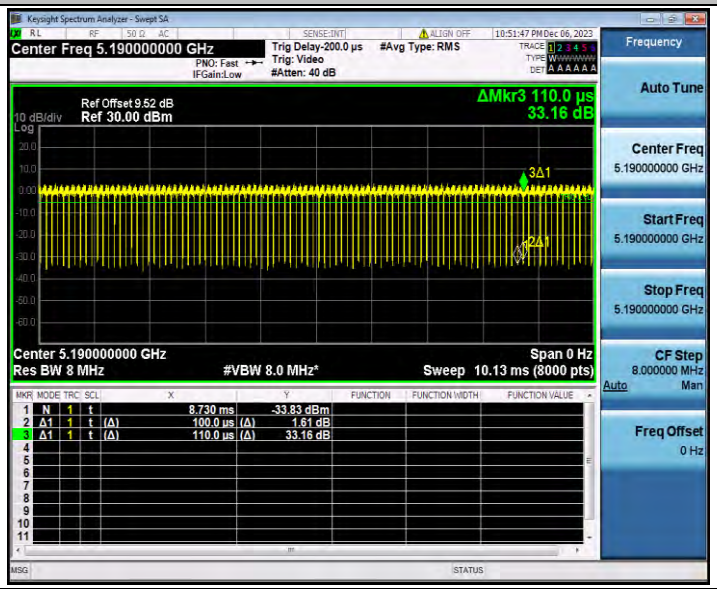
11N40SISO_Ant4_5190

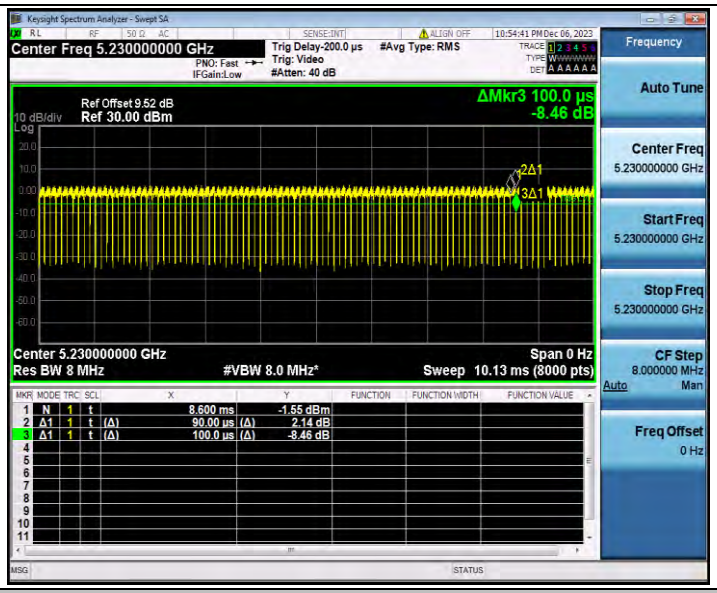

11N40SISO_Ant4_5230

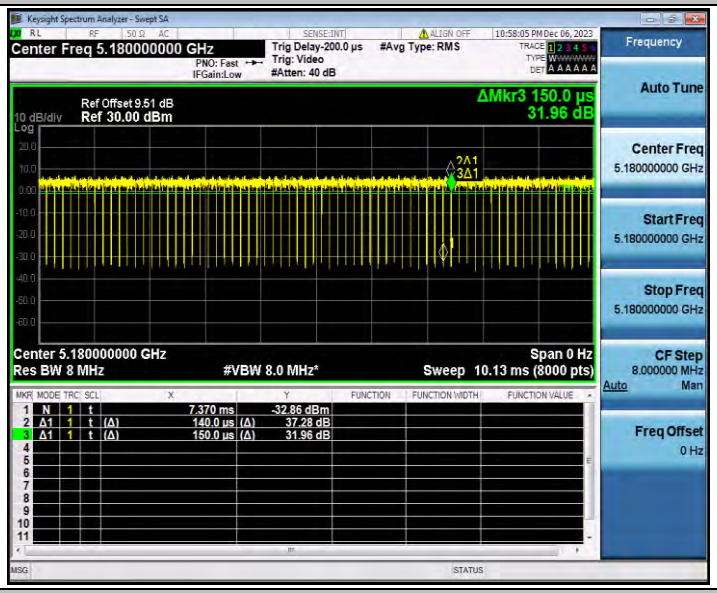

11AC20SISO_Ant4_5180

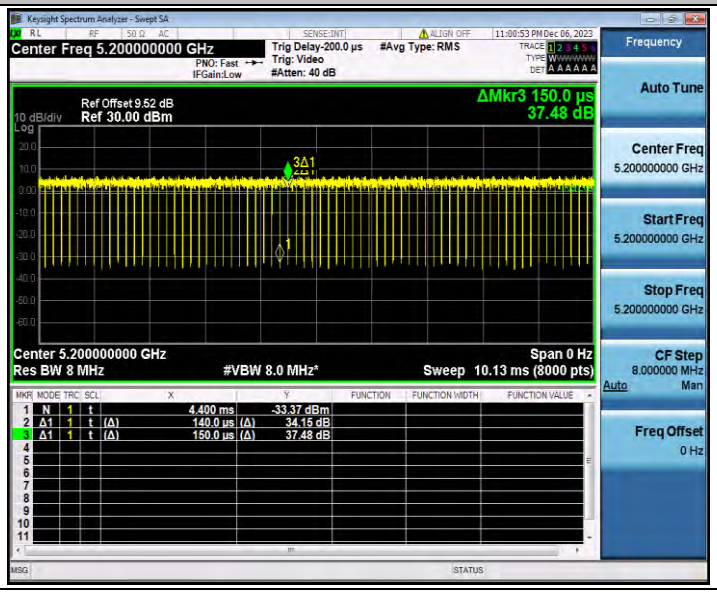

11AC20SISO_Ant4_5200
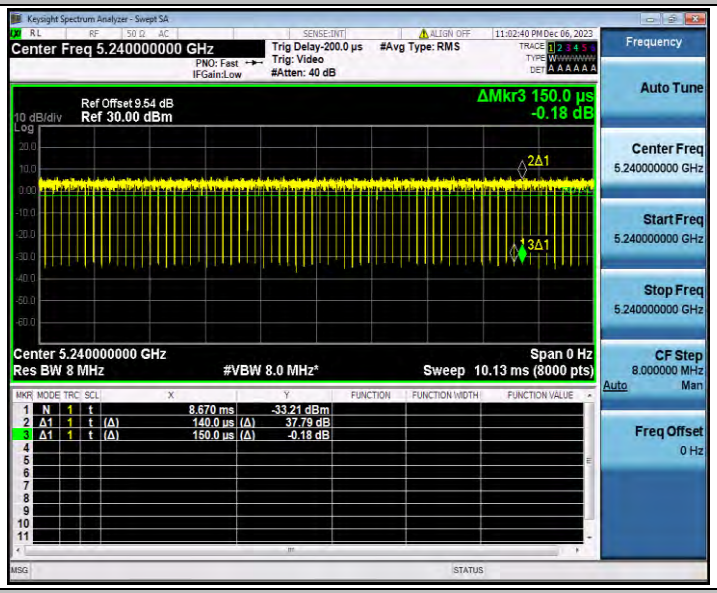
11AC20SISO_Ant4_5240
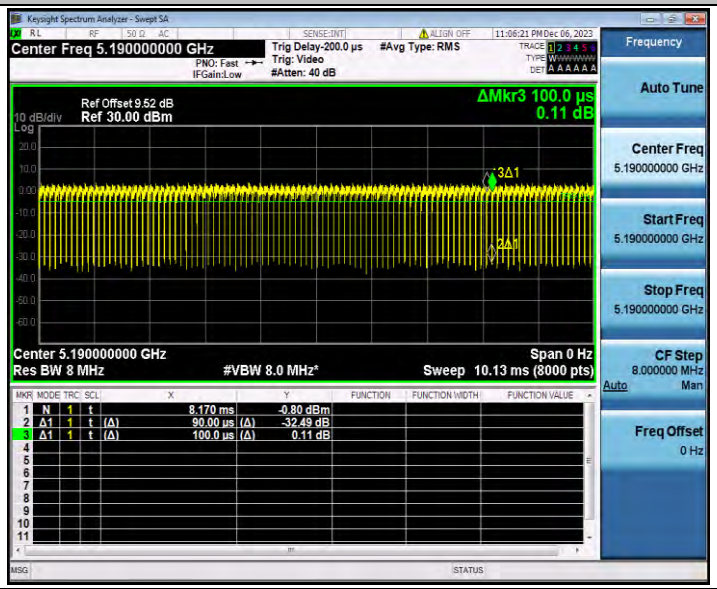
11AC40SISO_Ant4_5190

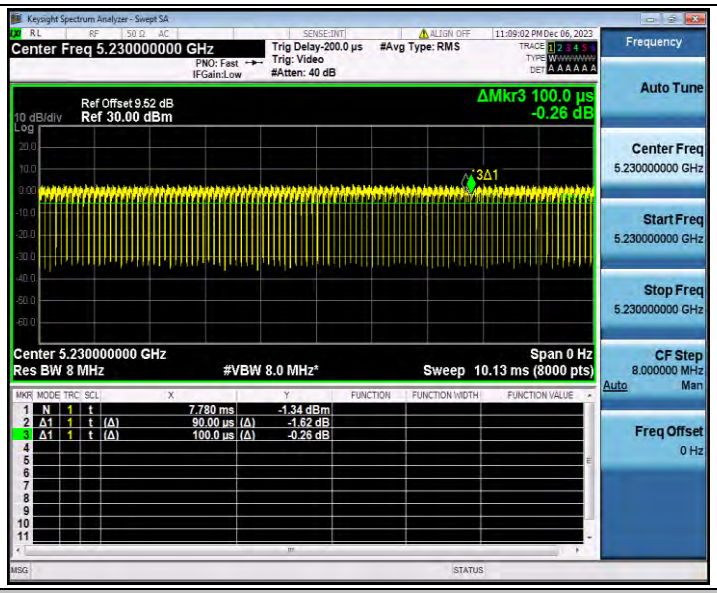

11AC40SISO_Ant4_5230

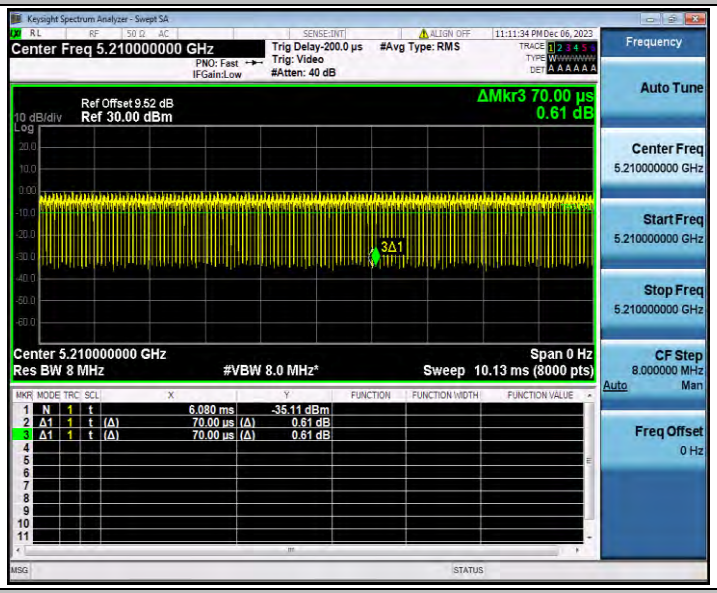

11AC80SISO_Ant4_5210

Appendix D.4: Maximum conducted output power

Test Result Channel Power

Test Mode	Antenna	Frequency[MHz]	Channel Powert [dBm]	Duty Cycle [%]	DC Factor [dBm]	Result [dBm]	Limit [dBm]	Verdict
11A	Ant4	5180	11.43	94.44	0.25	11.68	≤23.98	PASS
		5200	11.52	94.44	0.25	11.77	≤23.98	PASS
		5240	11.67	94.44	0.25	11.92	≤23.98	PASS
11N20SISO	Ant4	5180	11.37	94.12	0.26	11.63	≤23.98	PASS
		5200	11.24	94.12	0.26	11.50	≤23.98	PASS
		5240	11.43	100.00	0.00	11.43	≤23.98	PASS
11N40SISO	Ant4	5190	11.23	90.91	0.41	11.64	≤23.98	PASS
		5230	11.47	90.00	0.46	11.93	≤23.98	PASS
11AC20SISO	Ant4	5180	11.40	93.33	0.30	11.70	≤23.98	PASS
		5200	11.35	93.33	0.30	11.65	≤23.98	PASS
		5240	11.61	93.33	0.30	11.91	≤23.98	PASS
11AC40SISO	Ant4	5190	11.26	90.00	0.46	11.72	≤23.98	PASS
		5230	10.73	90.00	0.46	11.19	≤23.98	PASS
11AC80SISO	Ant4	5210	11.10	100.00	0.00	11.10	≤23.98	PASS

Note：The Duty Cycle Factor is compensated in the graph.

Appendix D.5: Maximum power spectral density

Test Result

Test Mode	Antenna	Frequency[MHz]	Result [dBm/MHz]	Limit[dBm/MHz]	Verdict
11A	Ant4	5180	-3.84	≤11.00	PASS
		5200	-3.72	≤11.00	PASS
		5240	-4.54	≤11.00	PASS
11N20SISO	Ant4	5180	-3.82	≤11.00	PASS
		5200	-3.91	≤11.00	PASS
		5240	-4.9	≤11.00	PASS
11N40SISO	Ant4	5190	-6.73	≤11.00	PASS
		5230	-7.48	≤11.00	PASS
11AC20SISO	Ant4	5180	-3.75	≤11.00	PASS
		5200	-3.76	≤11.00	PASS
		5240	-4.38	≤11.00	PASS
11AC40SISO	Ant4	5190	-6.41	≤11.00	PASS
		5230	-6.77	≤11.00	PASS
11AC80SISO	Ant4	5210	-9.42	≤11.00	PASS

Note：1.The Result and Limit Unit is dBm/500 kHz in the band 5.725–5.85 GHz.
2.The Duty Cycle Factor and RBW Factor is compensated in the graph.

Test Graphs

11A_Ant4_5180

11A_Ant4_5200

11A_Ant4_5240

11N20SISO_Ant4_5180

11N20SISO_Ant4_5200

11N20SISO_Ant4_5240

11N40SISO_Ant4_5190

11N40SISO_Ant4_5230

11AC20SISO_Ant4_5180

11AC20SISO_Ant4_5200
11AC20SISO_Ant4_5240
11AC40SISO_Ant4_5190

11AC40SISO_Ant4_5230

11AC80SISO_Ant4_5210

Appendix D.6: Band edge measurements

Test Result B1

Test Mode	Antenna	ChName	Frequency[MHz]	Result[dBm]	Limit[dBm]	Verdict
11A	Ant4	Low	5180	-37.53	≤-27	PASS
		High	5240	-37.92	≤-27	PASS
11N20SISO	Ant4	Low	5180	-37.78	≤-27	PASS
		High	5240	-38.48	≤-27	PASS
11N40SISO	Ant4	Low	5190	-37.57	≤-27	PASS
		High	5230	-37.04	≤-27	PASS
11AC20SISO	Ant4	Low	5180	-38.11	≤-27	PASS
		High	5240	-38.26	≤-27	PASS
11AC40SISO	Ant4	Low	5190	-37.94	≤-27	PASS
		High	5230	-37.88	≤-27	PASS
11AC80SISO	Ant4	Low	5210	-37.69	≤-27	PASS
		High	5210	-38.25	≤-27	PASS

Test Graphs B1

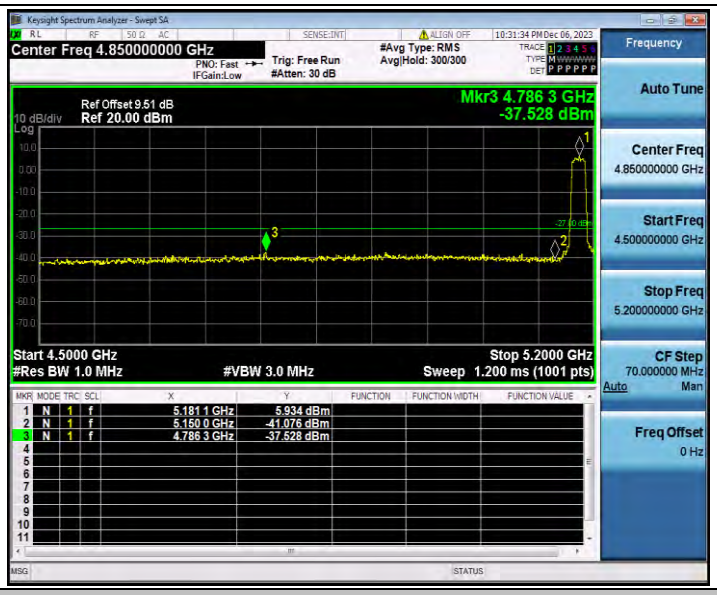

11A_Ant4_Low_5180

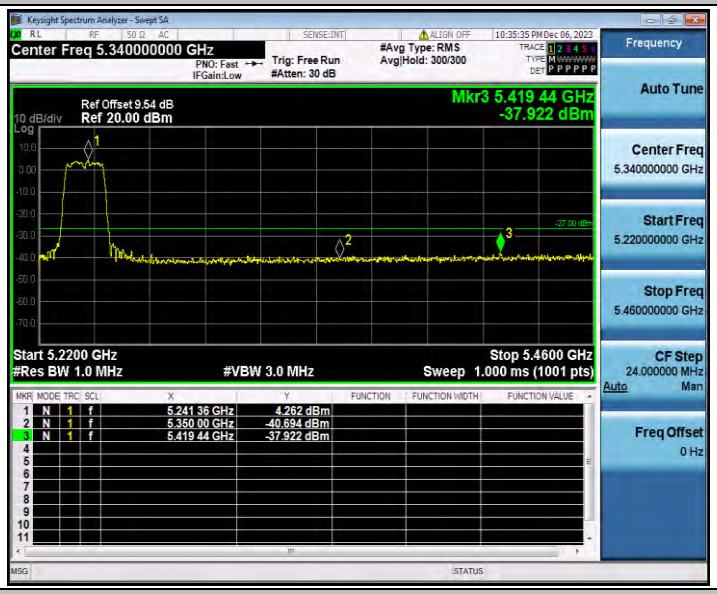

11A_Ant4_High_5240

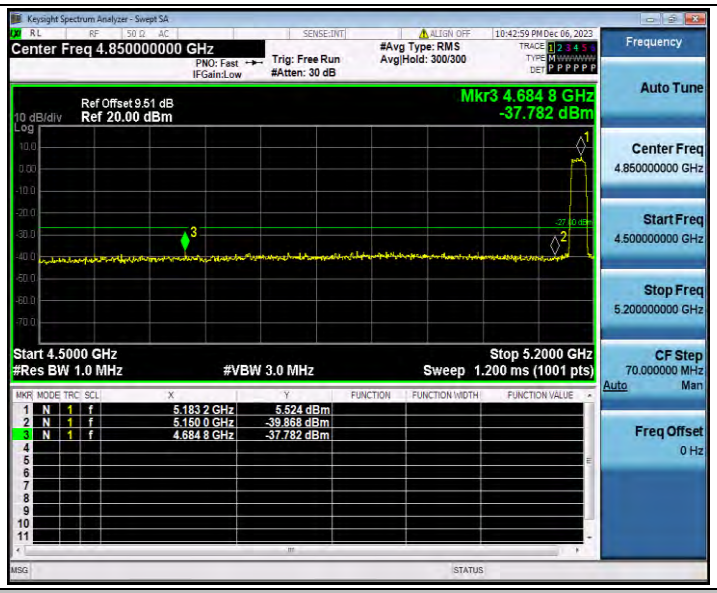

11N20SISO_Ant4_Low_5180

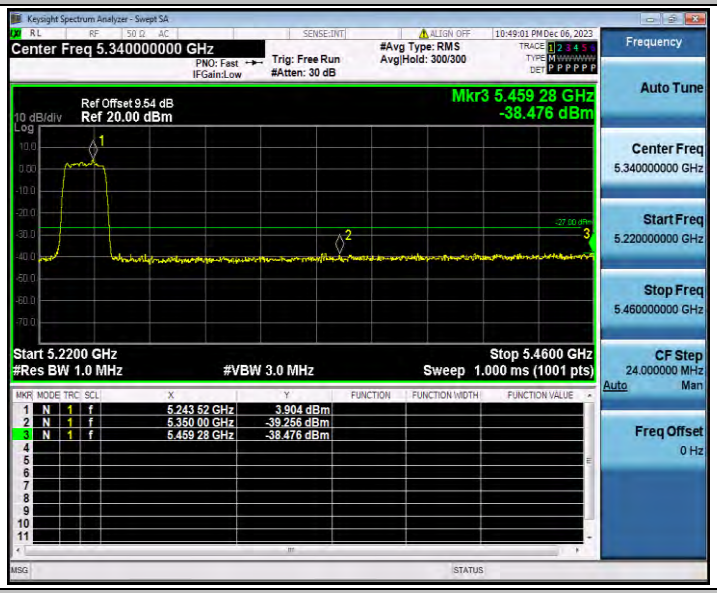

11N20SISO_Ant4_High_5240

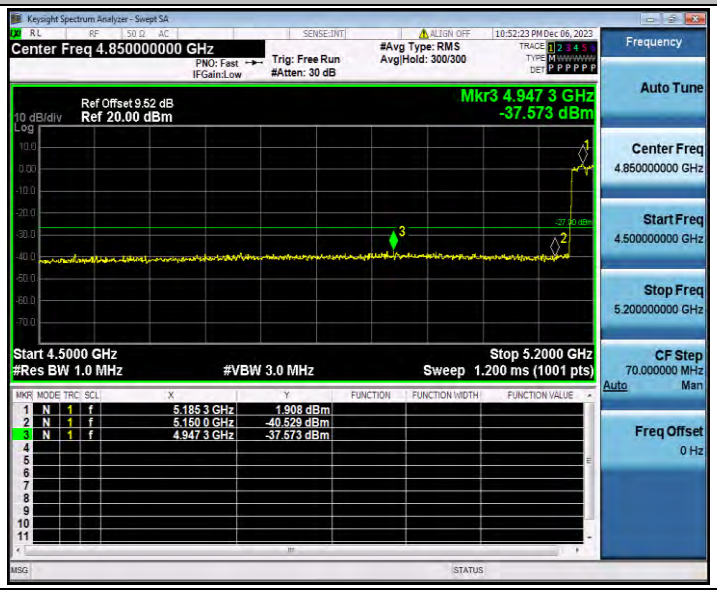

11N40SISO_Ant4_Low_5190

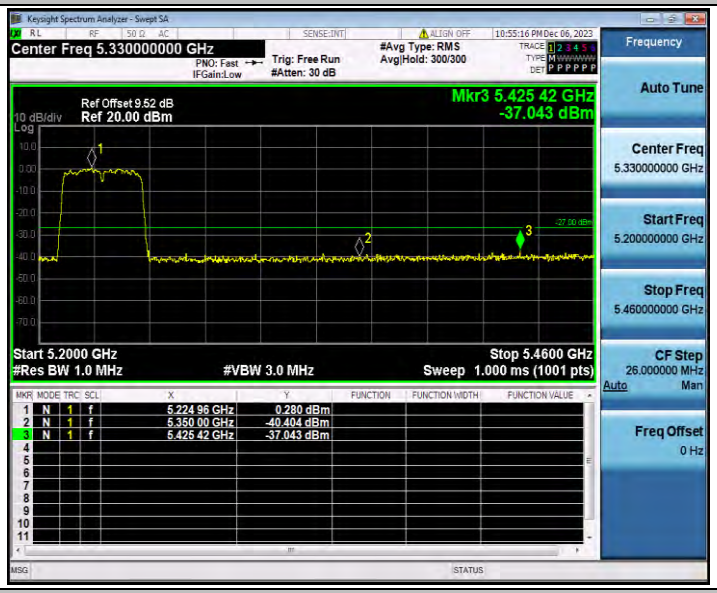

11N40SISO_Ant4_High_5230

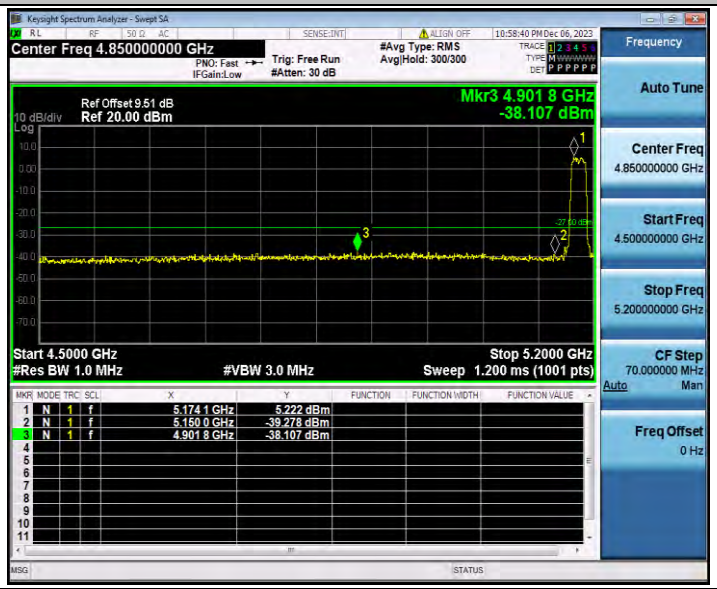

11AC20SISO_Ant4_Low_5180

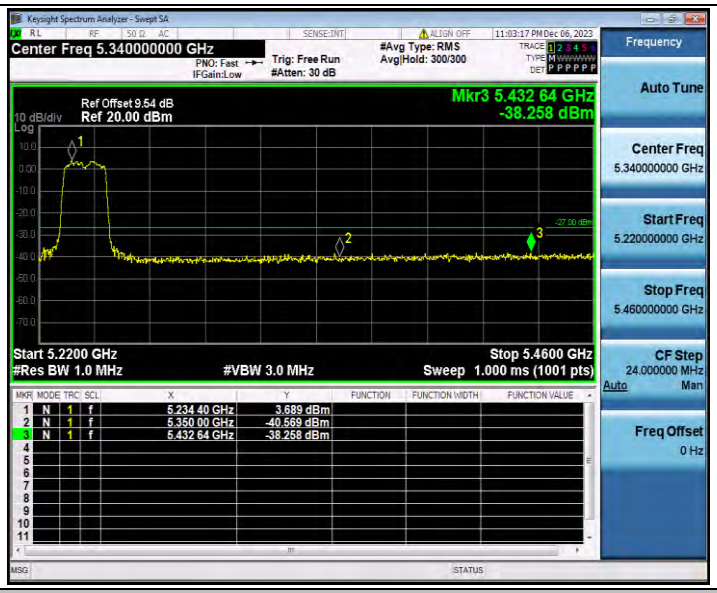

11AC20SISO_Ant4_High_5240

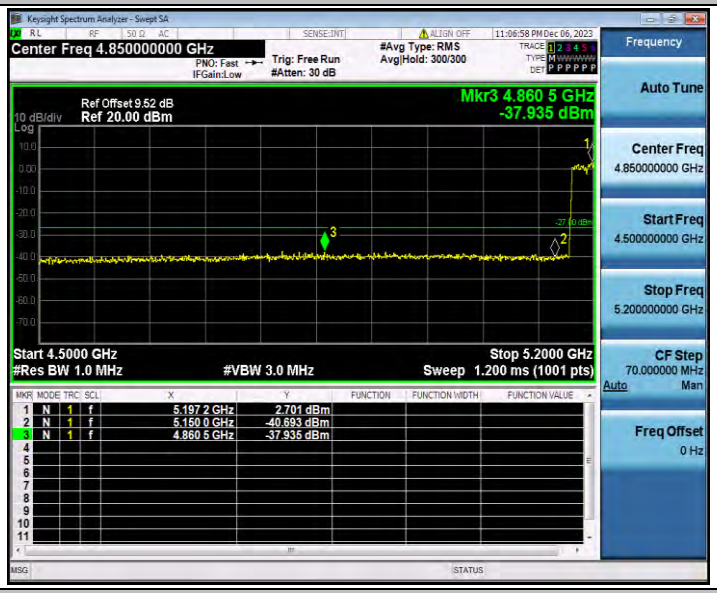

11AC40SISO_Ant4_Low_5190

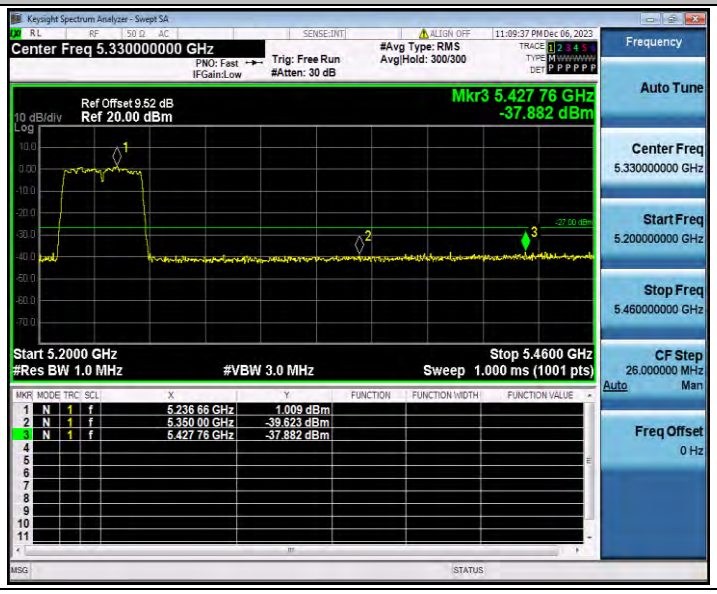

11AC40SISO_Ant4_High_5230

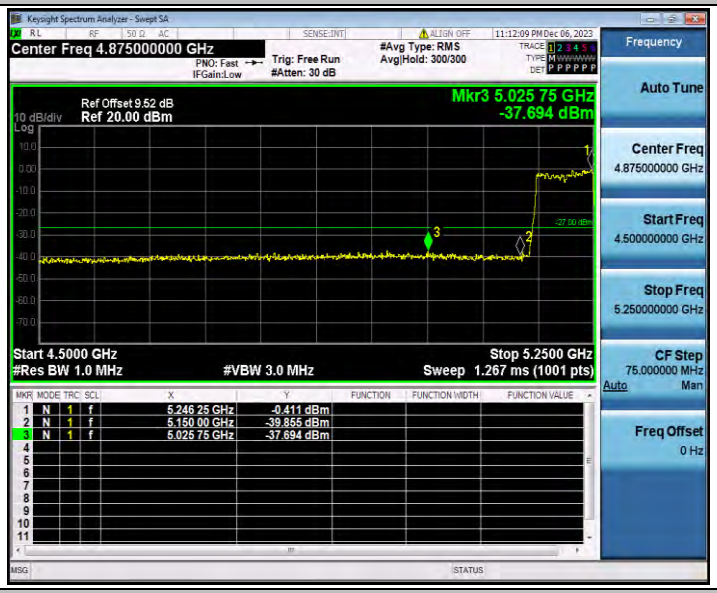

11AC80SISO_Ant4_Low_5210

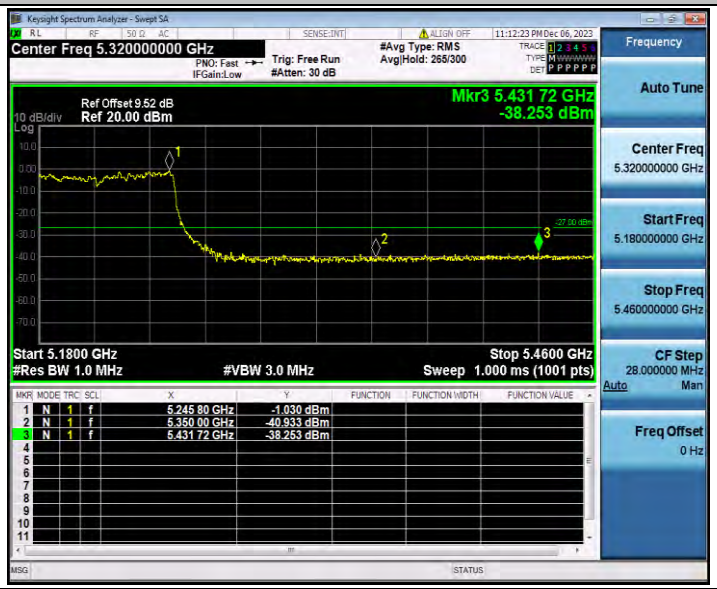

11AC80SISO_Ant4_High_5210

Appendix D.7: Conducted Spurious Emission

Test Result

Test Mode	Antenna	Frequency[MHz]	FreqRange [MHz]	Max. Fre [MHz]	Max. Level [dBm]	Limit [dBm]	Verdict
11A	Ant4	5180	30~5140	5009.18	-46.86	≤-27	PASS
			5360~40000	26704.97	-38.04	≤-27	PASS
		5200	30~5140	4847.37	-47.3	≤-27	PASS
			5360~40000	24833.84	-37.83	≤-27	PASS
		5240	30~5140	4925.38	-46.31	≤-27	PASS
			5360~40000	24346.21	-37.87	≤-27	PASS
11N20SISO	Ant4	5180	30~5140	828.52	-46.71	≤-27	PASS
			5360~40000	25567.43	-37.85	≤-27	PASS
		5200	30~5140	2570.86	-46.89	≤-27	PASS
			5360~40000	26839.14	-37.7	≤-27	PASS
		5240	30~5140	3137.73	-46.45	≤-27	PASS
			5360~40000	25241.39	-37.89	≤-27	PASS
11N40SISO	Ant4	5190	30~5140	3020.03	-47.21	≤-27	PASS
			5360~40000	26063.71	-38.28	≤-27	PASS
		5230	30~5140	927.49	-45.74	≤-27	PASS
			5360~40000	24323.85	-37.38	≤-27	PASS
11AC20SISO	Ant4	5180	30~5140	4987.72	-47.3	≤-27	PASS
			5360~40000	26027.64	-38.03	≤-27	PASS
		5200	30~5140	3001.64	-47.04	≤-27	PASS
			5360~40000	26485.69	-37.92	≤-27	PASS
		5240	30~5140	3120.87	-47.43	≤-27	PASS
			5360~40000	25237.06	-37.17	≤-27	PASS
11AC40SISO	Ant4	5190	30~5140	3299.04	-46.75	≤-27	PASS
			5360~40000	26686.22	-36.87	≤-27	PASS
		5230	30~5140	3429	-46.66	≤-27	PASS
			5360~40000	24336.12	-37.94	≤-27	PASS
11AC80SISO	Ant4	5210	30~5140	5114.79	-45.9	≤-27	PASS
			5360~40000	23474.84	-38.07	≤-27	PASS

Test Graphs

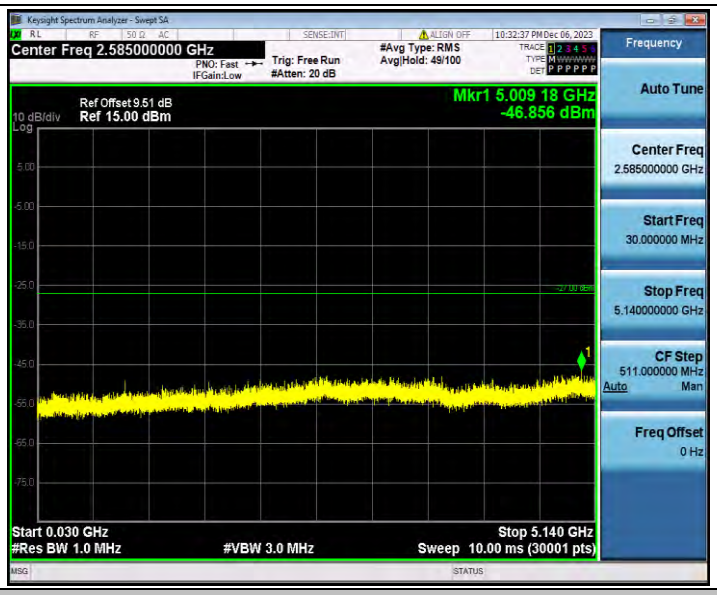

11A_Ant4_5180_30~5140

11A_Ant4_5180_5360~40000

11A_Ant4_5200_30~5140

11A_Ant4_5200_5360~40000

11A_Ant4_5240_30~5140

11A_Ant4_5240_5360~40000

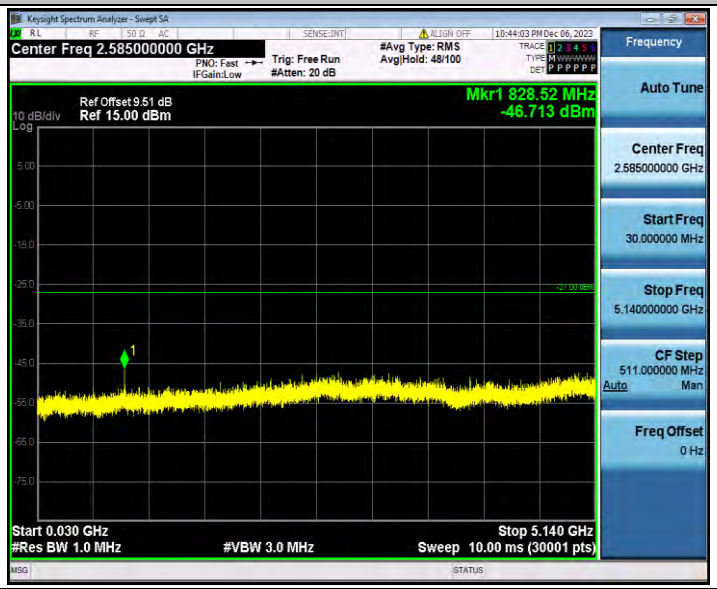

11N20SISO_Ant4_5180_30~5140

11N20SISO_Ant4_5180_5360~40000

11N20SISO_Ant4_5200_30~5140

11N20SISO_Ant4_5200_5360~40000

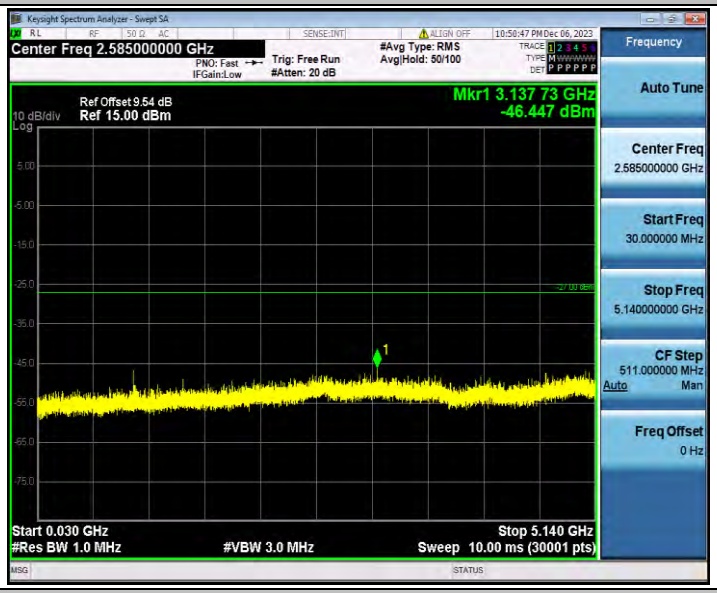

11N20SISO_Ant4_5240_30~5140

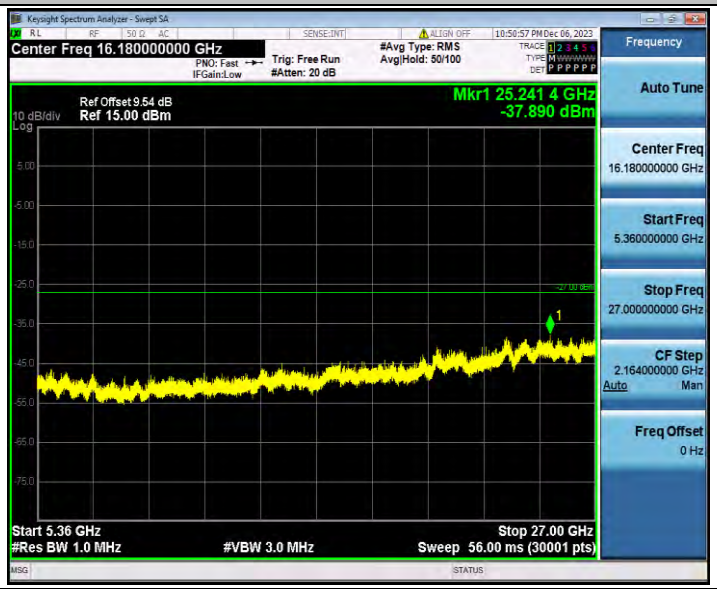

11N20SISO_Ant4_5240_5360~40000

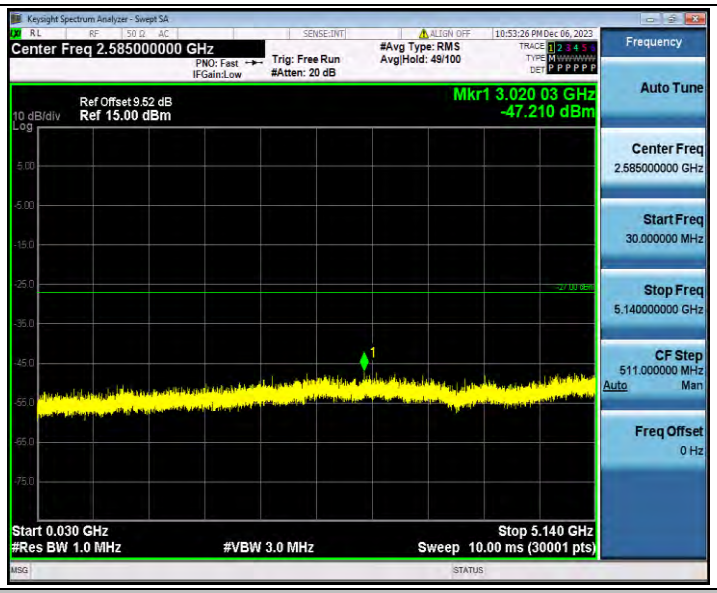

11N40SISO_Ant4_5190_30~5140

11N40SISO_Ant4_5190_5360~40000

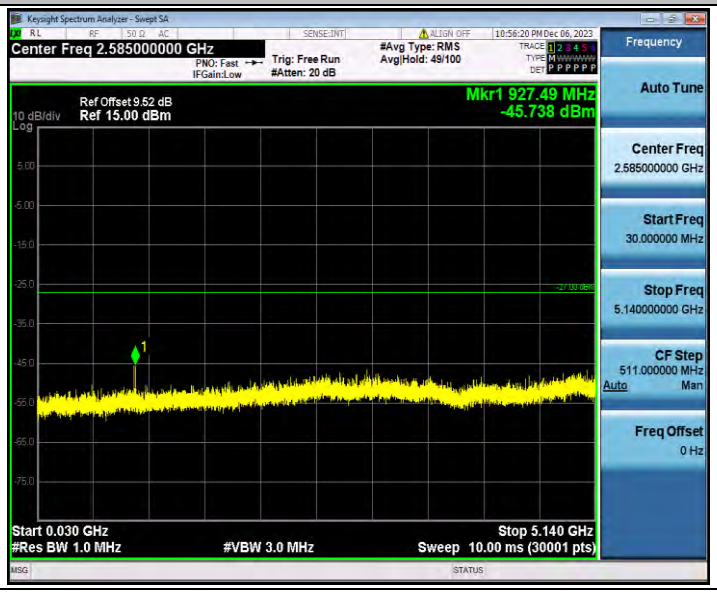

11N40SISO_Ant4_5230_30~5140

11N40SISO_Ant4_5230_5360~40000

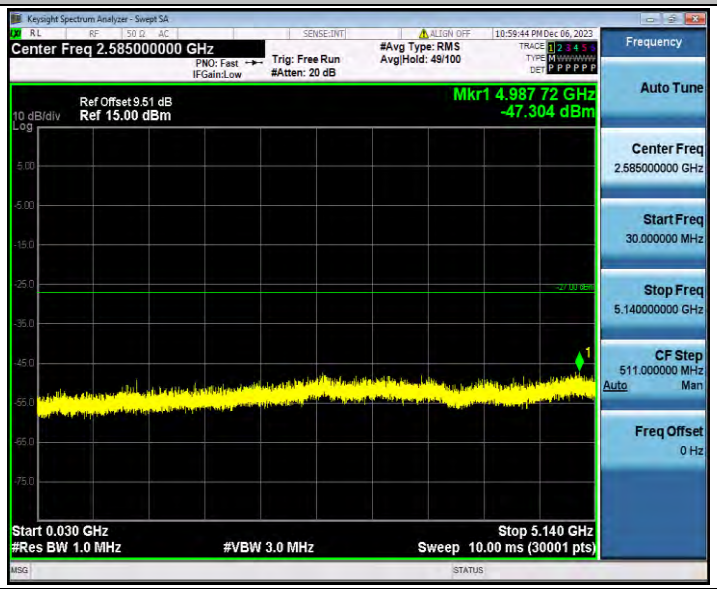

11AC20SISO_Ant4_5180_30~5140

11AC20SISO_Ant4_5180_5360~40000

11AC20SISO_Ant4_5200_30~5140

11AC20SISO_Ant4_5200_5360~40000

11AC20SISO_Ant4_5240_30~5140

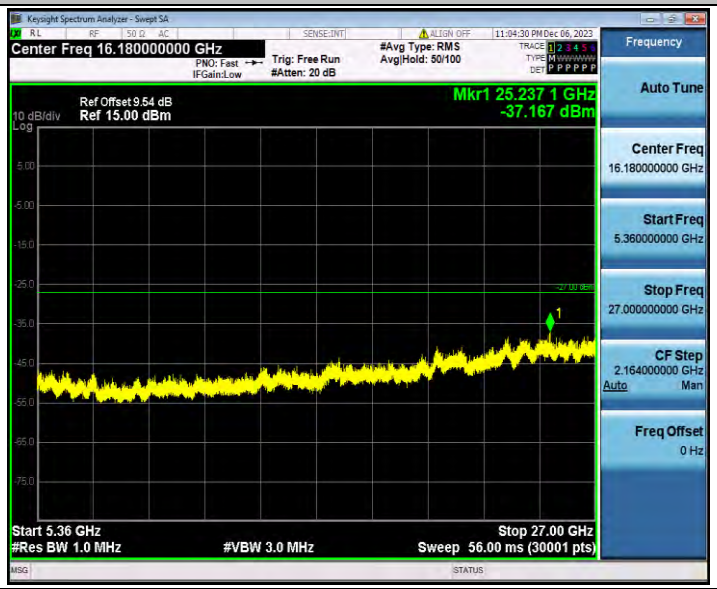

11AC20SISO_Ant4_5240_5360~40000

11AC40SISO_Ant4_5190_30~5140

11AC40SISO_Ant4_5190_5360~40000

11AC40SISO_Ant4_5230_30~5140
11AC40SISO_Ant4_5230_5360~40000
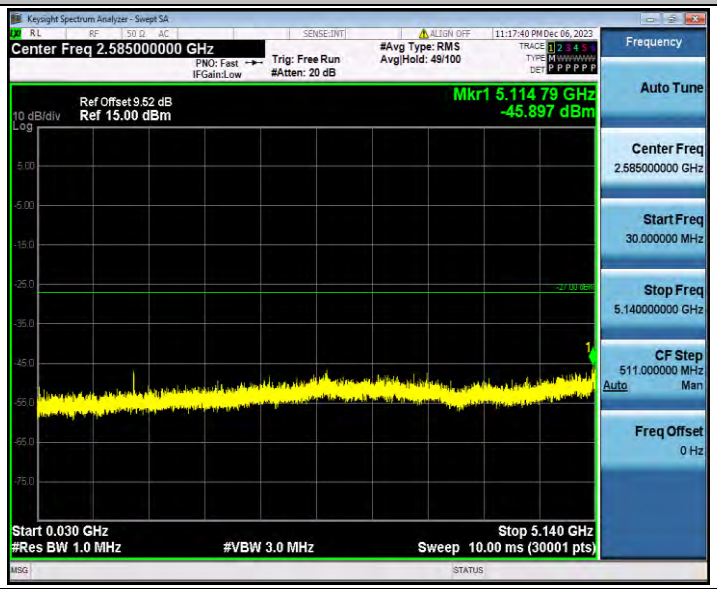
11AC80SISO_Ant4_5210_30~5140

11AC80SISO_Ant4_5210_5360~40000