Case No. : GTS20231012003-1-5	
Ambient Condition: 23 ℃, 49 %RH, Atmos100.1Kpa,	
Test Date: 2023.12.5	**Test Engineer:** Evan ouyang

Appendix E.1: Occupied channel bandwidth

Test Result

Test Mode	Antenna	Frequency[MHz]	OCB [MHz]	FL[MHz]	FH[MHz]	Limit[MHz]	Verdict
11A	Ant1	5745	20.467	5735.088	5755.555	---	---
		5785	20.150	5775.394	5795.544	---	---
		5825	18.013	5816.121	5834.134	---	---
11N20SISO	Ant1	5745	19.702	5735.465	5755.167	---	---
		5785	19.521	5775.591	5795.112	---	---
		5825	18.447	5815.865	5834.312	---	---
11N40SISO	Ant1	5755	41.971	5736.001	5777.972	---	---
		5795	41.534	5776.333	5817.867	---	---
11AC20SISO	Ant1	5745	17.999	5736.002	5754.001	---	---
		5785	17.946	5776.046	5793.992	---	---
		5825	17.922	5816.078	5834.000	---	---
11AC40SISO	Ant1	5755	42.741	5736.147	5778.888	---	---
		5795	43.348	5776.298	5819.646	---	---
11AC80SISO	Ant1	5775	87.148	5736.393	5823.541	---	---

Test Graphs

11A_Ant1_5745

11A_Ant1_5785

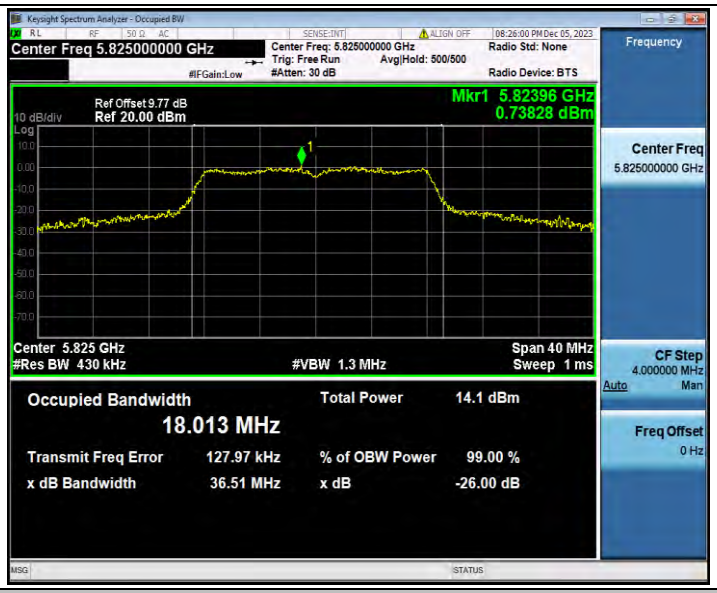

11A_Ant1_5825

11N20SISO_Ant1_5745

11N20SISO_Ant1_5785

11N20SISO_Ant1_5825

11N40SISO_Ant1_5755

11N40SISO_Ant1_5795

11AC20SISO_Ant1_5745

11AC20SISO_Ant1_5785

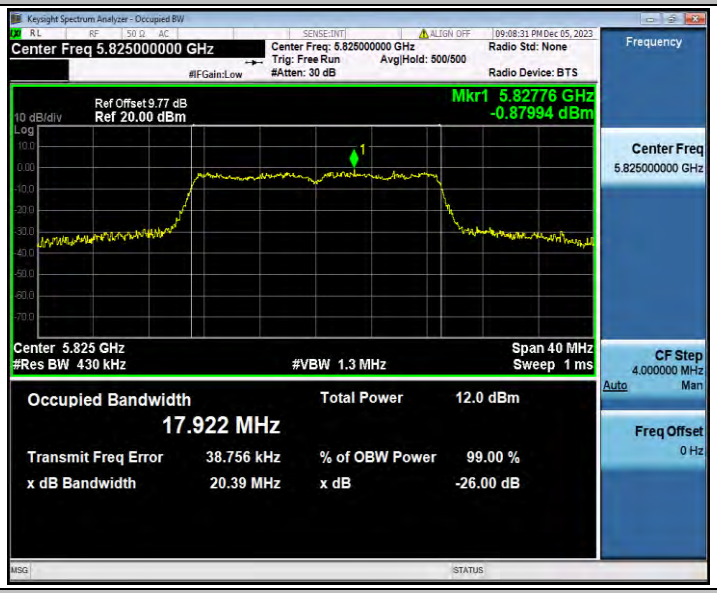

11AC20SISO_Ant1_5825

11AC40SISO_Ant1_5755

11AC40SISO_Ant1_5795

11AC80SISO_Ant1_5775

Appendix E.2: Min emission bandwidth

Test Result B4

Test Mode	Antenna	Frequency[MHz]	6db EBW [MHz]	FL[MHz]	FH[MHz]	Limit[MHz]	Verdict
11A	Ant1	5745	16.480	5736.760	5753.240	0.5	PASS
		5785	16.480	5776.720	5793.200	0.5	PASS
		5825	16.520	5816.760	5833.280	0.5	PASS
11N20SISO	Ant1	5745	17.720	5736.120	5753.840	0.5	PASS
		5785	17.760	5776.120	5793.880	0.5	PASS
		5825	17.720	5816.160	5833.880	0.5	PASS
11N40SISO	Ant1	5755	36.400	5736.840	5773.240	0.5	PASS
		5795	36.400	5776.840	5813.240	0.5	PASS
11AC20SISO	Ant1	5745	17.680	5736.160	5753.840	0.5	PASS
		5785	17.680	5776.160	5793.840	0.5	PASS
		5825	17.680	5816.200	5833.880	0.5	PASS
11AC40SISO	Ant1	5755	36.320	5736.840	5773.160	0.5	PASS
		5795	36.320	5776.840	5813.160	0.5	PASS
11AC80SISO	Ant1	5775	76.480	5736.760	5813.240	0.5	PASS

Test Graphs B4

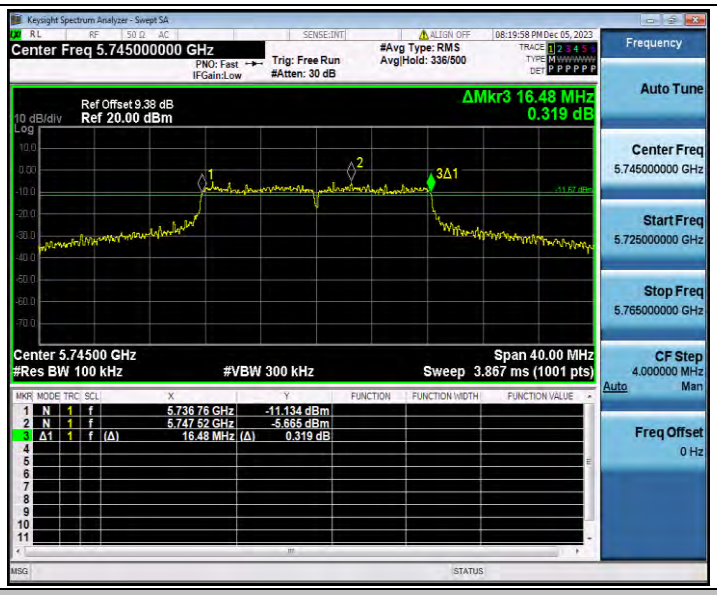

11A_Ant1_5745

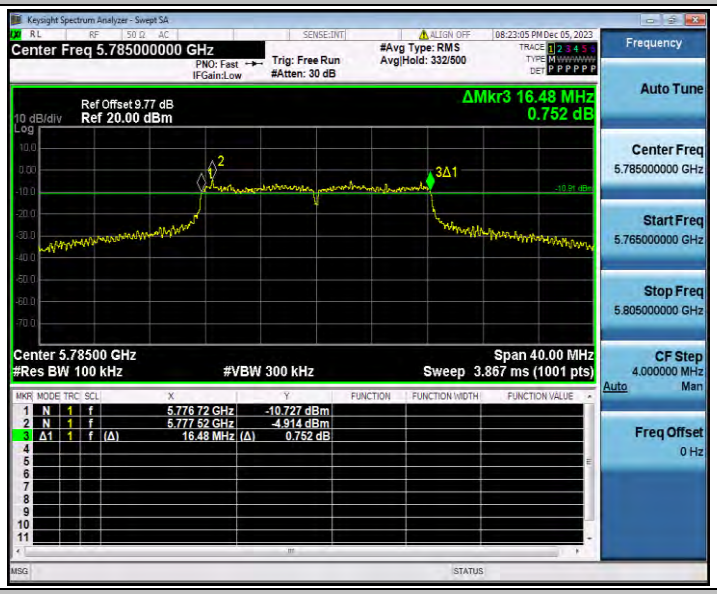

11A_Ant1_5785

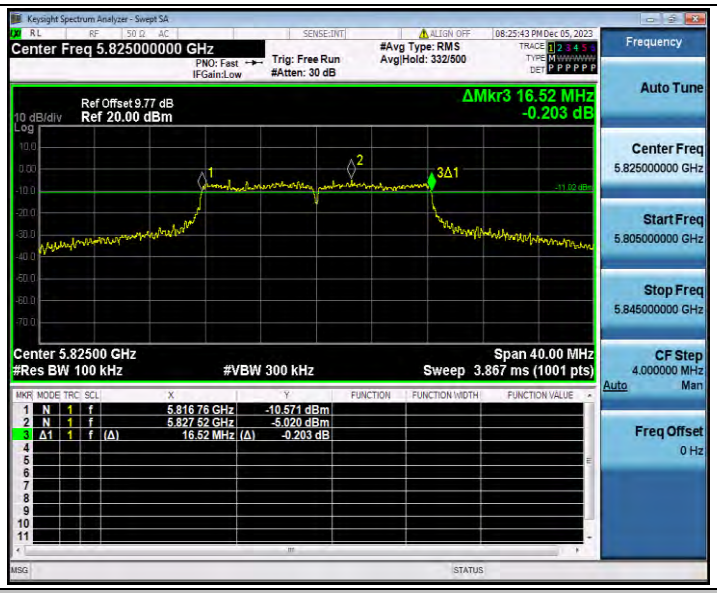

11A_Ant1_5825

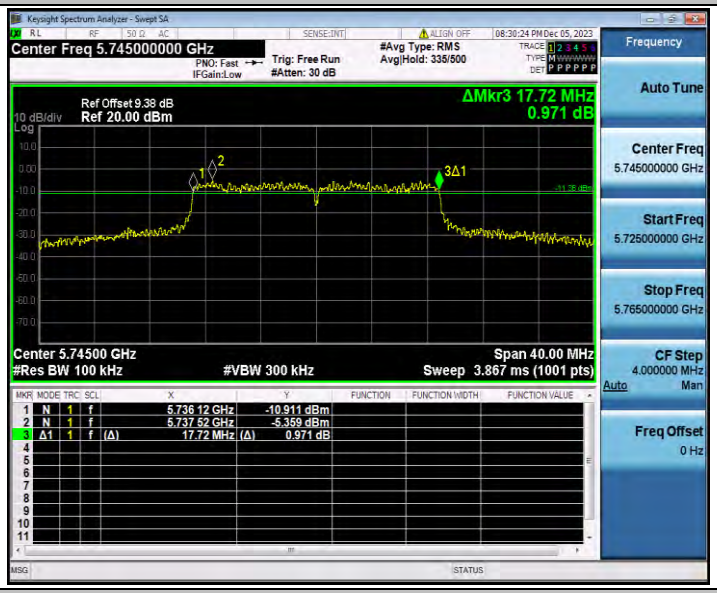

11N20SISO_Ant1_5745

11N20SISO_Ant1_5785

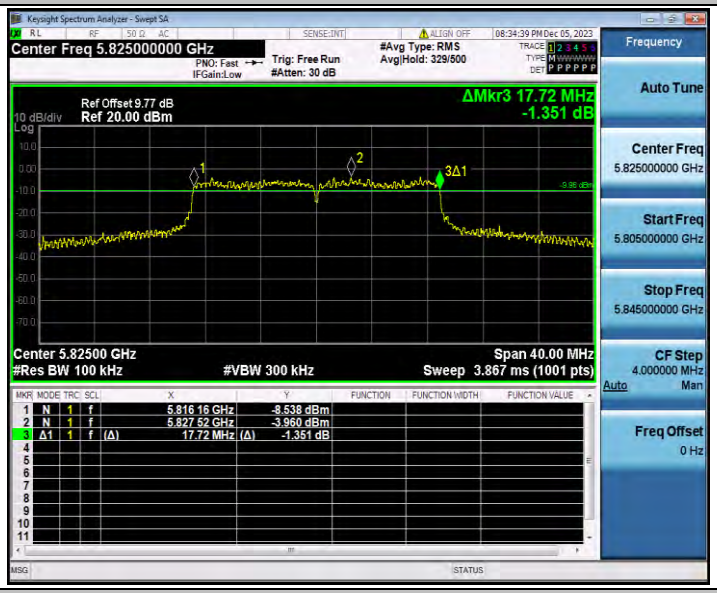

11N20SISO_Ant1_5825

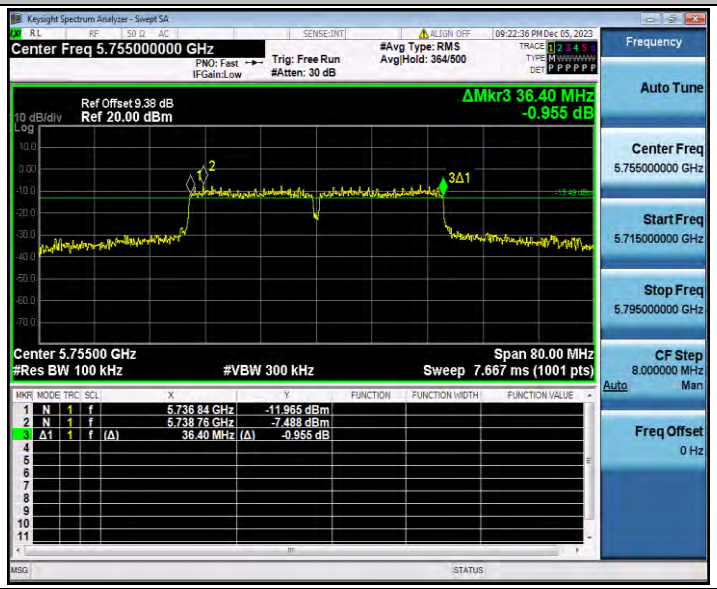

11N40SISO_Ant1_5755

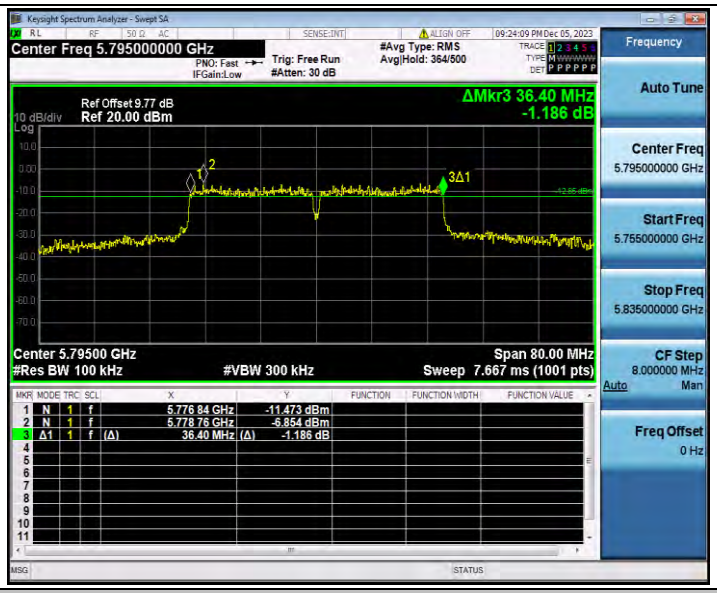

11N40SISO_Ant1_5795

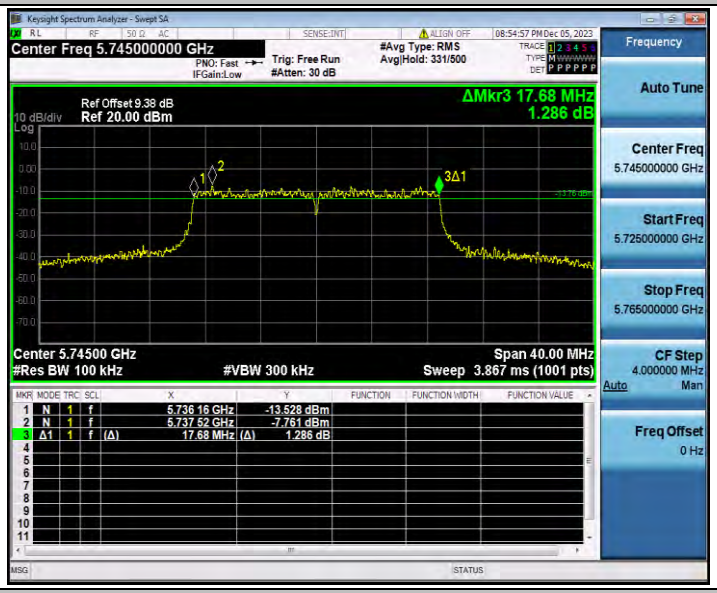

11AC20SISO_Ant1_5745

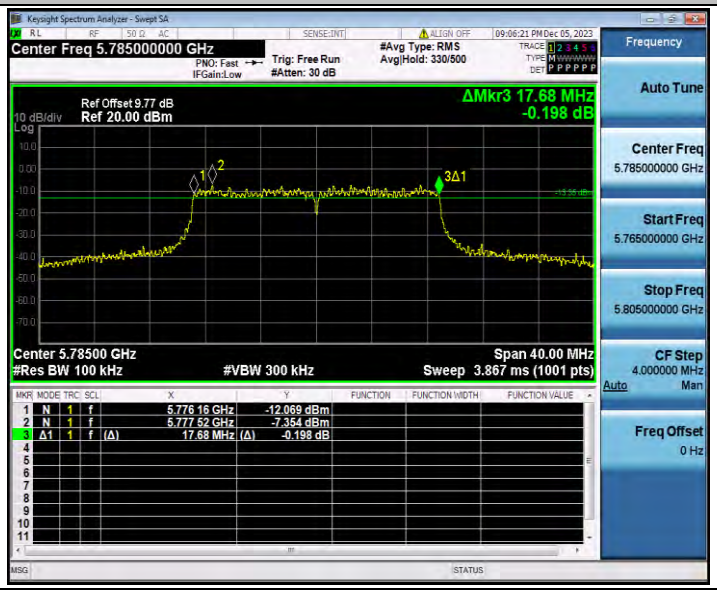

11AC20SISO_Ant1_5785

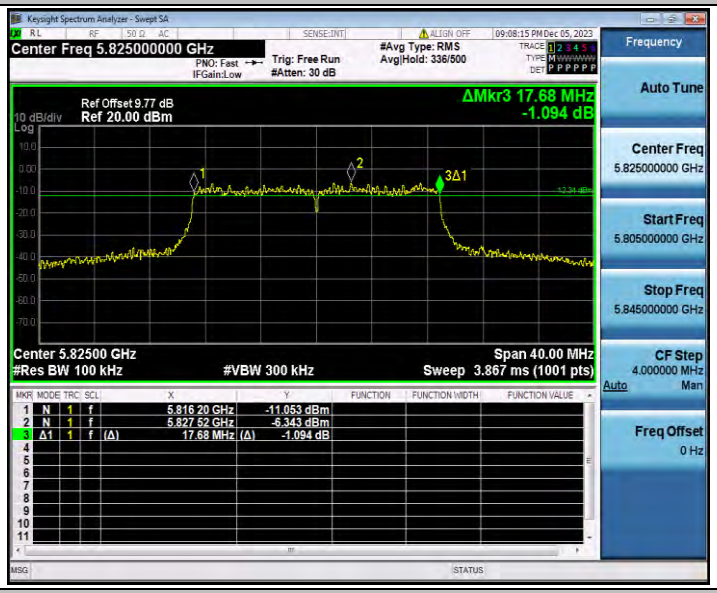

11AC20SISO_Ant1_5825

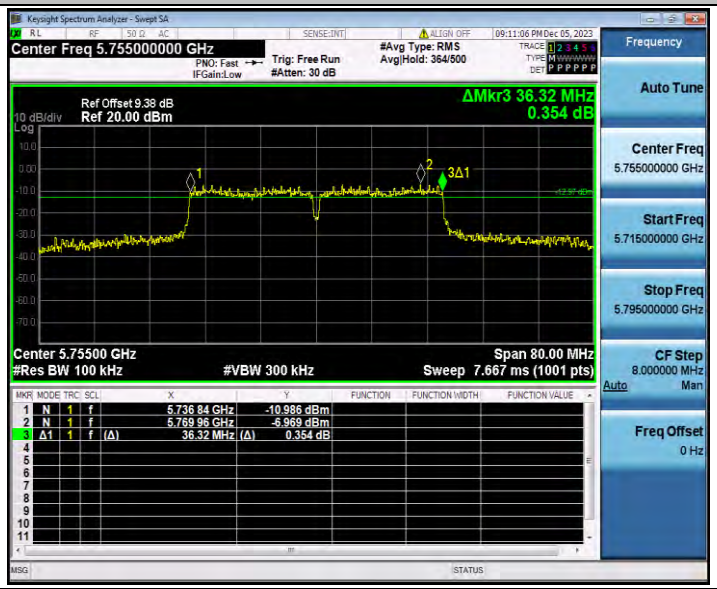

11AC40SISO_Ant1_5755

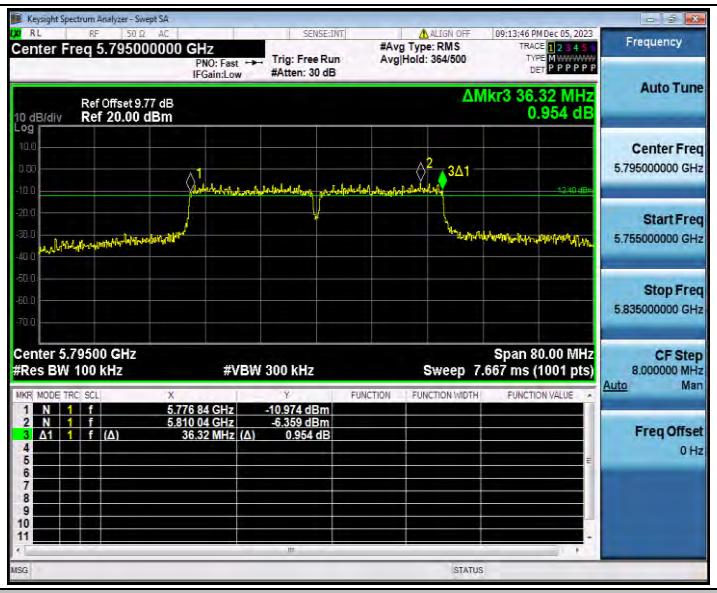

11AC40SISO_Ant1_5795

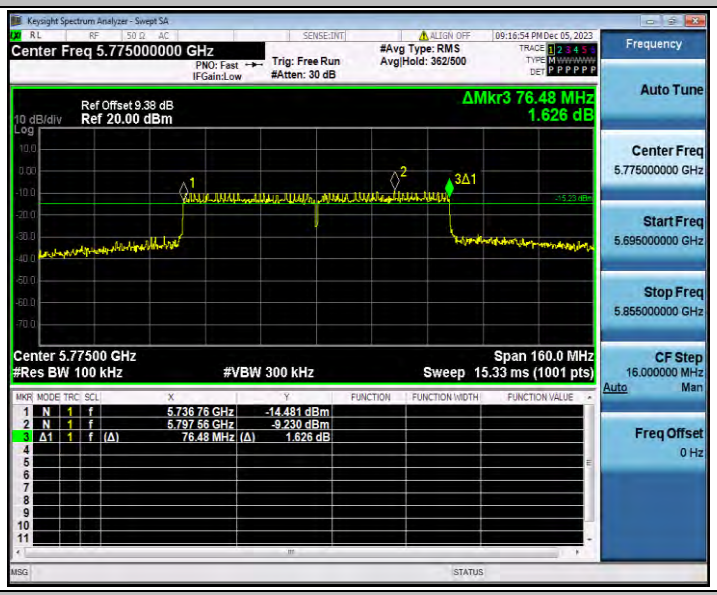

11AC80SISO_Ant1_5775

Appendix E.3: Duty Cycle

Test Result

Test Mode	Antenna	Frequency[MHz]	Transmission Duration [ms]	Transmission Period [ms]	Duty Cycle [%]
11A	Ant1	5745	3.11	3.21	96.88
		5785	3.10	3.21	96.57
		5825	3.11	3.21	96.88
11N20SISO	Ant1	5745	0.51	0.63	80.95
		5785	0.51	0.61	83.61
		5825	0.52	0.63	82.54
11N40SISO	Ant1	5755	0.00	0.01	100
		5795	0.00	0.07	100
11AC20SISO	Ant1	5745	0.44	0.54	81.48
		5785	0.43	0.54	79.63
		5825	0.43	0.54	79.63
11AC40SISO	Ant1	5755	0.21	0.31	67.74
		5795	0.21	0.31	67.74
11AC80SISO	Ant1	5775	0.12	0.22	54.55

Test Graphs

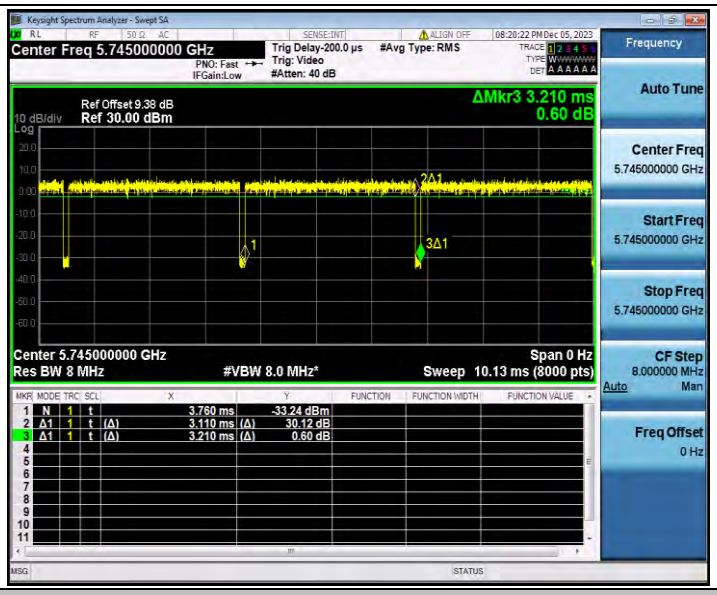

11A_Ant1_5745

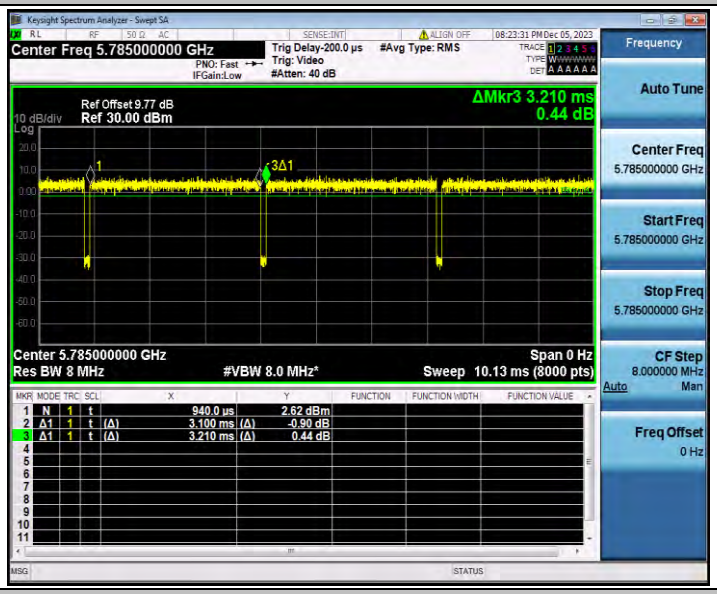

11A_Ant1_5785

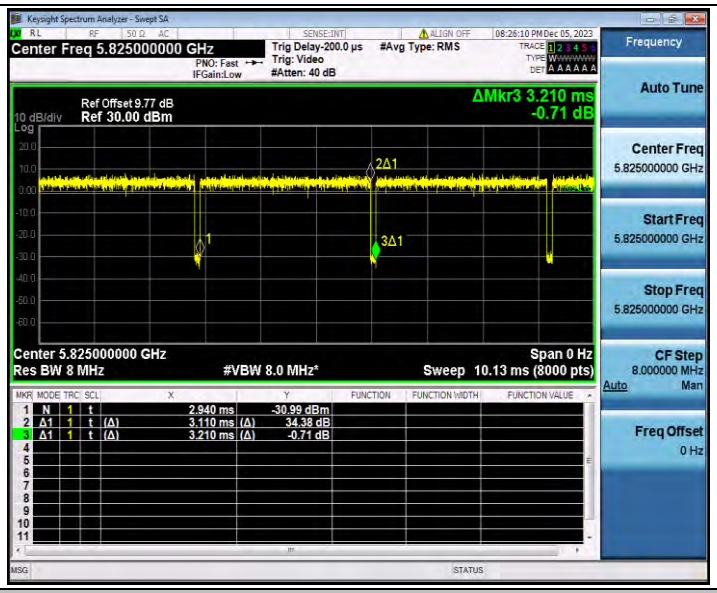

11A_Ant1_5825

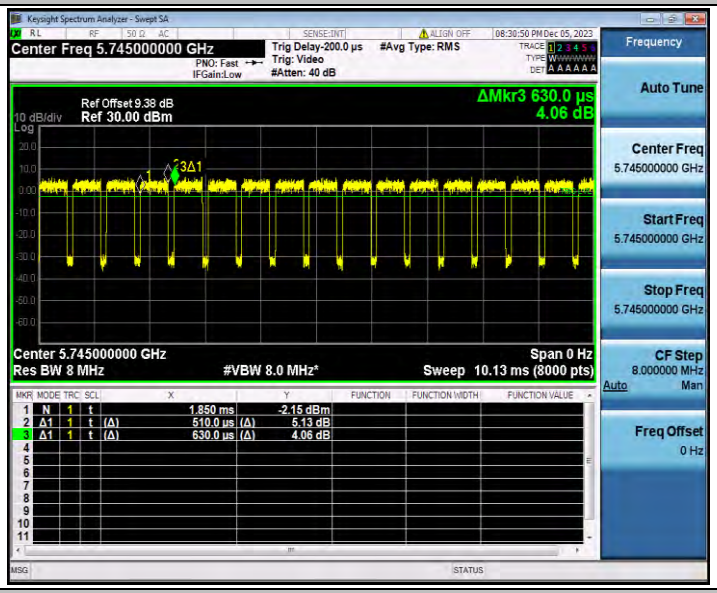

11N20SISO_Ant1_5745

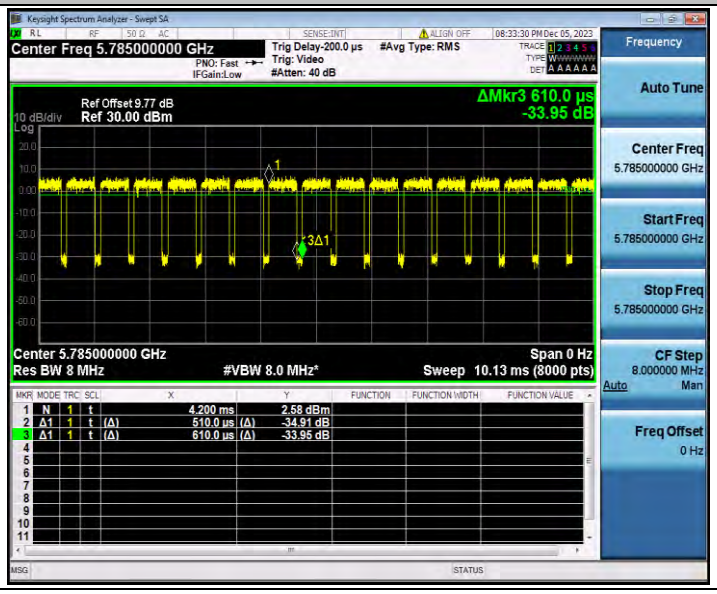

11N20SISO_Ant1_5785
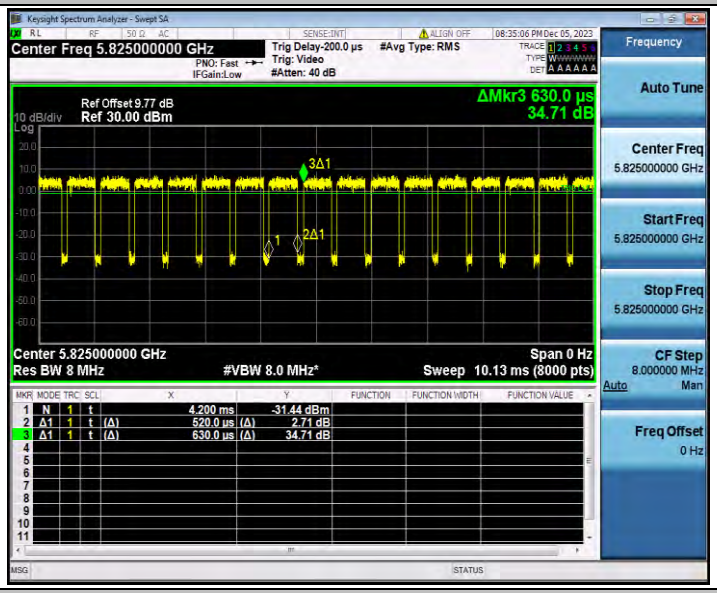
11N20SISO_Ant1_5825
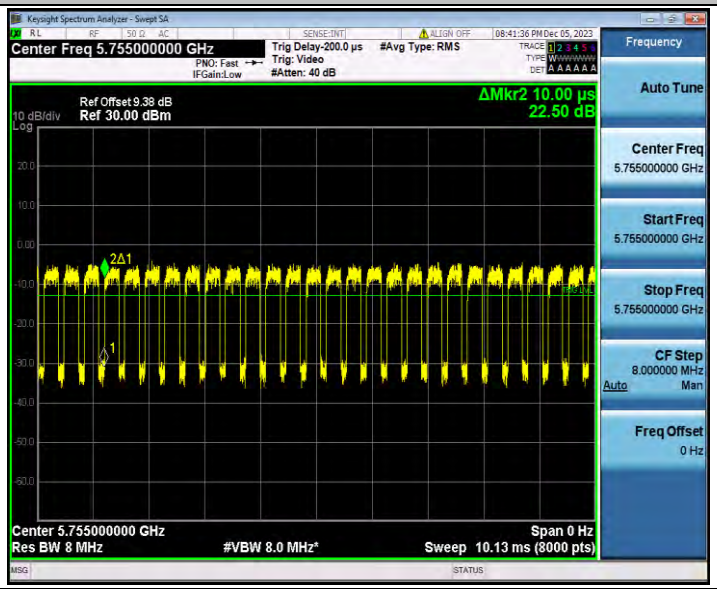
11N40SISO_Ant1_5755

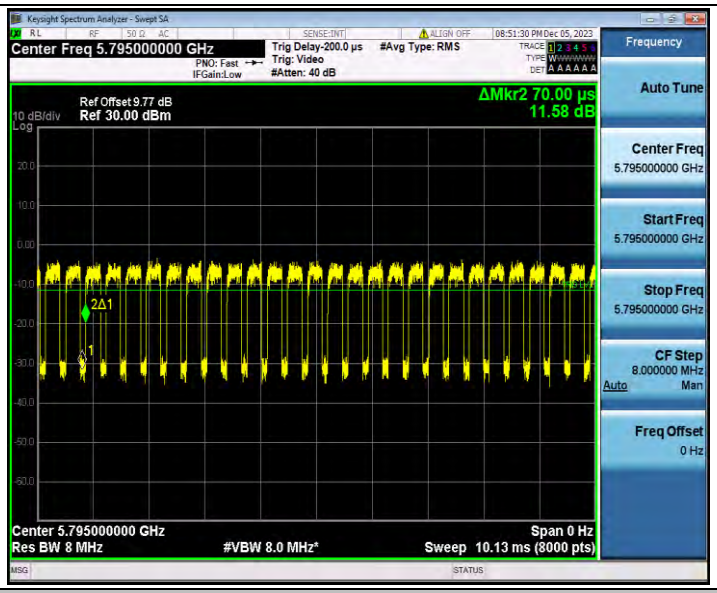

11N40SISO_Ant1_5795

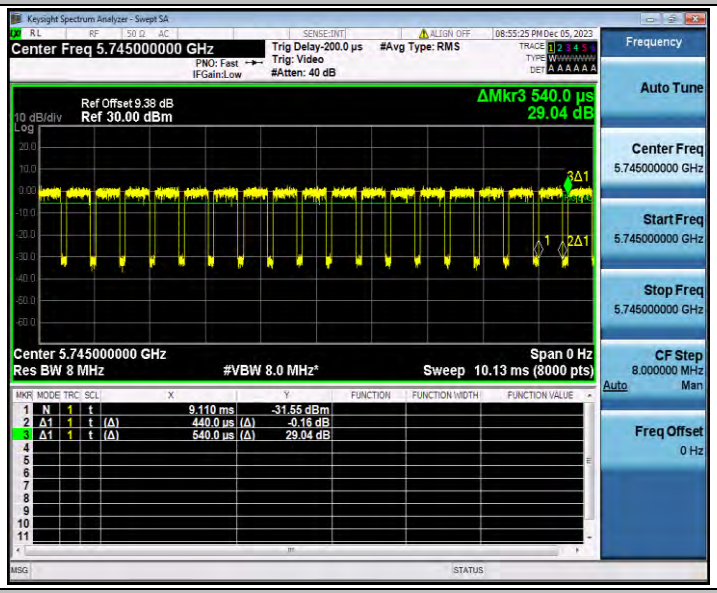

11AC20SISO_Ant1_5745

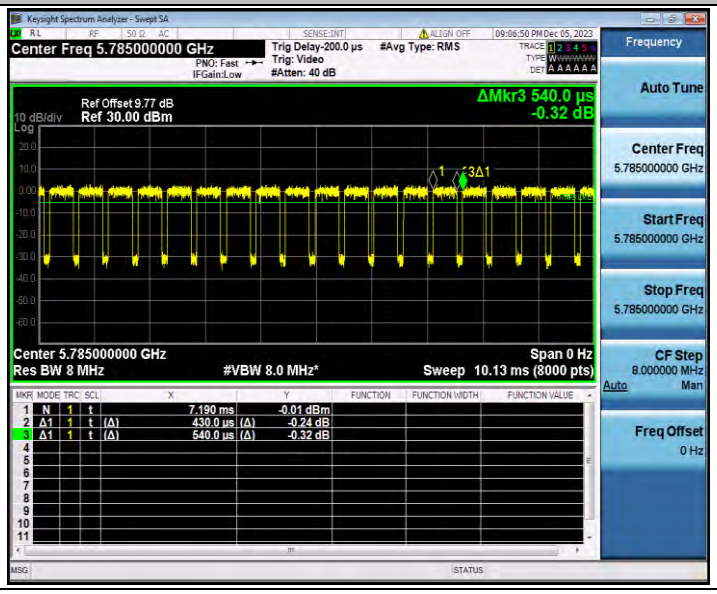

11AC20SISO_Ant1_5785

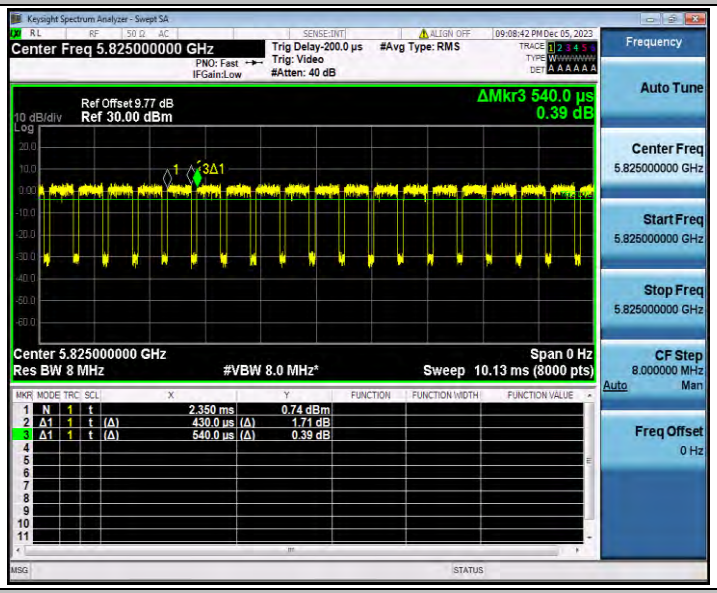

11AC20SISO_Ant1_5825

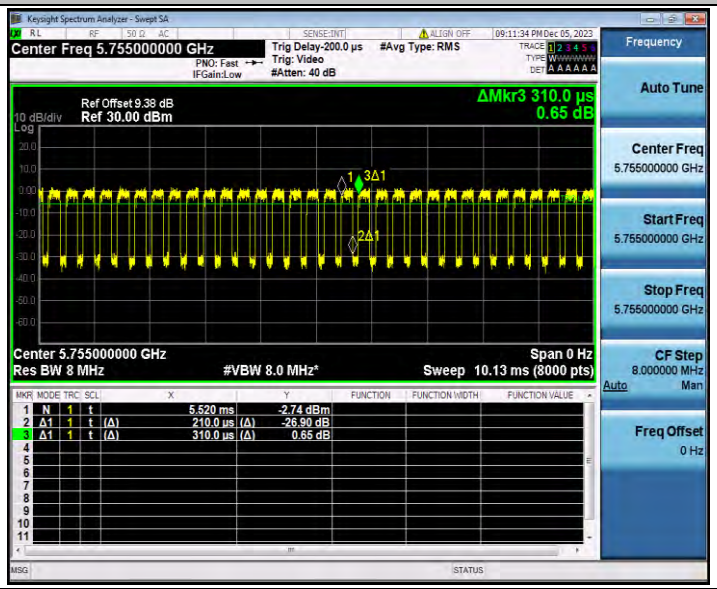

11AC40SISO_Ant1_5755

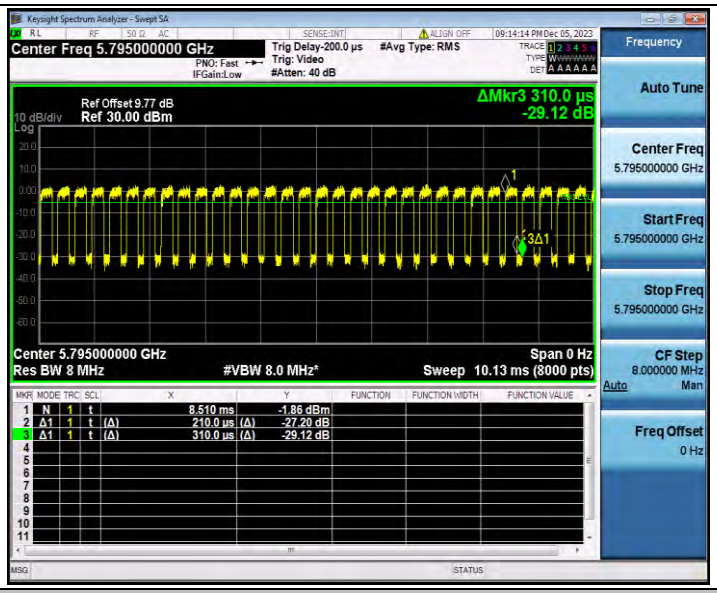

11AC40SISO_Ant1_5795

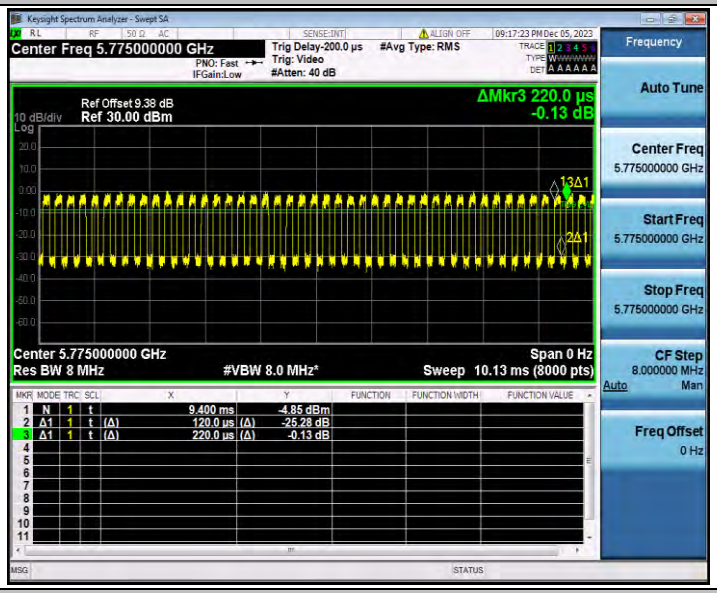

11AC80SISO_Ant1_5775

Appendix E.4: Maximum conducted output power

Test Result Channel Power

Test Mode	Antenna	Frequency[MHz]	Channel Powert [dBm]	Duty Cycle [%]	DC Factor [dBm]	Result [dBm]	Limit [dBm]	Verdict
11A	Ant1	5745	7.99	96.88	0.14	8.13	≤30.00	PASS
		5785	8.57	96.57	0.15	8.72	≤30.00	PASS
		5825	8.25	96.88	0.14	8.39	≤30.00	PASS
11N20SISO	Ant1	5745	7.46	80.95	0.92	8.38	≤30.00	PASS
		5785	8.12	83.61	0.78	8.90	≤30.00	PASS
		5825	7.86	82.54	0.83	8.69	≤30.00	PASS
11N40SISO	Ant1	5755	8.86	100.00	0.00	8.86	≤30.00	PASS
		5795	8.48	100.00	0.00	8.48	≤30.00	PASS
11AC20SISO	Ant1	5745	7.28	81.48	0.89	8.17	≤30.00	PASS
		5785	7.87	79.63	0.99	8.86	≤30.00	PASS
		5825	7.79	79.63	0.99	8.78	≤30.00	PASS
11AC40SISO	Ant1	5755	6.73	67.74	1.69	8.42	≤30.00	PASS
		5795	6.41	67.74	1.69	8.10	≤30.00	PASS
11AC80SISO	Ant1	5775	5.42	54.55	2.63	8.05	≤30.00	PASS

Note：The Duty Cycle Factor is compensated in the graph.

Appendix E.5: Maximum power spectral density

Test Result

Test Mode	Antenna	Frequency[MHz]	Result [dBm/MHz]	Limit[dBm/MHz]	Verdict
11A	Ant1	5745	-7.88	≤30.00	PASS
		5785	-7.32	≤30.00	PASS
		5825	-6.47	≤30.00	PASS
11N20SISO	Ant1	5745	-7.42	≤30.00	PASS
		5785	-6.87	≤30.00	PASS
		5825	-6	≤30.00	PASS
11N40SISO	Ant1	5755	-11.57	≤30.00	PASS
		5795	-10.9	≤30.00	PASS
11AC20SISO	Ant1	5745	-10.87	≤30.00	PASS
		5785	-10.12	≤30.00	PASS
		5825	-9.26	≤30.00	PASS
11AC40SISO	Ant1	5755	-9.86	≤30.00	PASS
		5795	-9.26	≤30.00	PASS
11AC80SISO	Ant1	5775	-12.35	≤30.00	PASS

Note：1.The Result and Limit Unit is dBm/500 kHz in the band 5.725–5.85 GHz.
2.The Duty Cycle Factor and RBW Factor is compensated in the graph.

Test Graphs

11A_Ant1_5745

11A_Ant1_5785

11A_Ant1_5825

11N20SISO_Ant1_5745

11N20SISO_Ant1_5785
11N20SISO_Ant1_5825
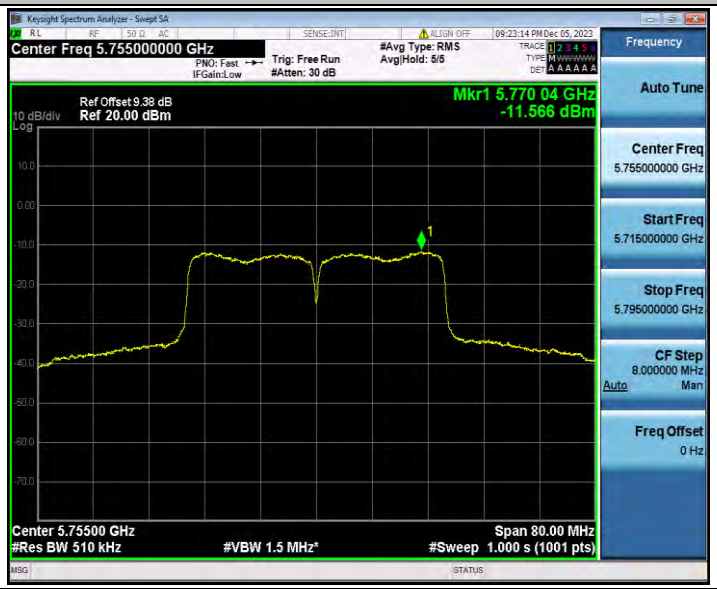
11N40SISO_Ant1_5755

11N40SISO_Ant1_5795

11AC20SISO_Ant1_5745

11AC20SISO_Ant1_5785
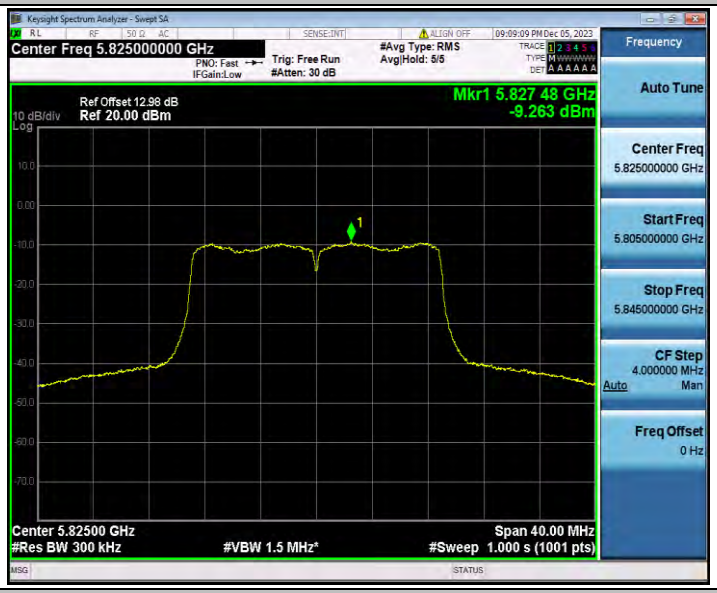
11AC20SISO_Ant1_5825
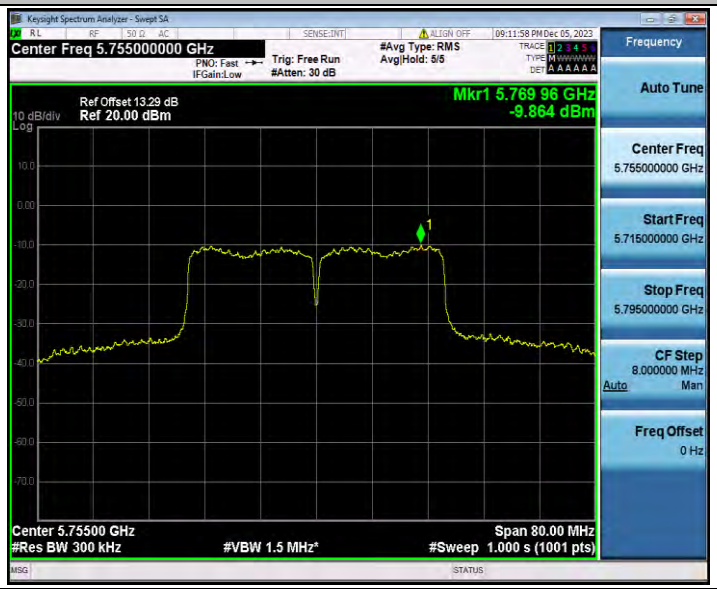
11AC40SISO_Ant1_5755

11AC40SISO_Ant1_5795

11AC80SISO_Ant1_5775

Appendix E.6: Band edge measurements

Test Result B4

TestMode	Antenna	ChName	Frequency[MHz]	FreqRange [MHz]	Result [dBm]	Limit [dBm]	Verdict
11A	Ant1	Low	5745	5650~5700	-37.13	≤9.13	PASS
				5700~5720	-25.58	≤15.47	PASS
				5720~5725	-21.89	≤24.73	PASS
				5760~5650	-39.72	≤-27	PASS
		High	5825	5850~5855	-23.91	≤19.18	PASS
				5855~5875	-27.19	≤10.02	PASS
				5875~5925	-34.67	≤-26.96	PASS
				5925~5935	-38.24	≤-27	PASS
11N20SISO	Ant1	Low	5745	5650~5700	-36.22	≤7.85	PASS
				5700~5720	-25.12	≤14.50	PASS
				5720~5725	-21.53	≤25.52	PASS
				5760~5650	-40.06	≤-27	PASS
		High	5825	5850~5855	-24.56	≤18.87	PASS
				5855~5875	-26.97	≤11.99	PASS
				5875~5925	-33.93	≤-25.06	PASS
				5925~5935	-38.84	≤-27	PASS
11N40SISO	Ant1	Low	5755	5650~5700	-39.34	≤-12.82	PASS
				5700~5720	-37.17	≤15.13	PASS
				5720~5725	-35.48	≤22.82	PASS
				5780~5650	-39.8	≤-27	PASS
		High	5795	5850~5855	-38.7	≤20.17	PASS
				5855~5875	-38.47	≤12.16	PASS
				5875~5925	-38.31	≤-5.55	PASS
				5925~5935	-38.75	≤-27	PASS
11AC20SISO	Ant1	Low	5745	5650~5700	-39.16	≤-4.83	PASS
				5700~5720	-31.8	≤15.50	PASS
				5720~5725	-27.73	≤26.04	PASS
				5760~5650	-39.39	≤-27	PASS
		High	5825	5850~5855	-33.54	≤18.26	PASS
				5855~5875	-35.48	≤10.93	PASS
				5875~5925	-37.09	≤-22.16	PASS
				5925~5935	-38.69	≤-27	PASS
11AC40SISO	Ant1	Low	5755	5650~5700	-30.19	≤3.57	PASS
				5700~5720	-21.91	≤15.28	PASS
				5720~5725	-21.43	≤25.59	PASS

				5780~5650	-39.73	≤-27	PASS
		High	5795	5850~5855	-24.77	≤21.68	PASS
				5855~5875	-27.61	≤10.04	PASS
				5875~5925	-31.07	≤-21.06	PASS
				5925~5935	-37.68	≤-27	PASS
11AC80SISO	Ant1	Low	5775	5650~5700	-27.49	≤3.60	PASS
				5700~5720	-24.28	≤15.43	PASS
				5720~5725	-24.84	≤23.07	PASS
				5800~5650	-33.6	≤-27	PASS
		High	5775	5850~5855	-22.75	≤22.96	PASS
				5855~5875	-22.02	≤11.37	PASS
				5875~5925	-24.98	≤-21.07	PASS
				5925~5935	-34.09	≤-27	PASS

Test Graphs B4

11A_Ant1_Low_5745

11A_Ant1_High_5825

11N20SISO_Ant1_Low_5745

11N20SISO_Ant1_High_5825

11N40SISO_Ant1_Low_5755

11N40SISO_Ant1_High_5795

11AC20SISO_Ant1_Low_5745

11AC20SISO_Ant1_High_5825

11AC40SISO_Ant1_Low_5755

11AC40SISO_Ant1_High_5795

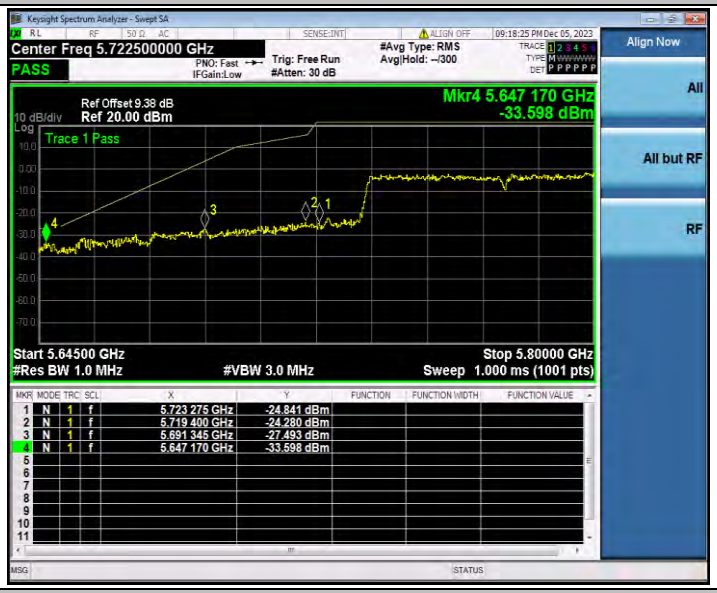

11AC80SISO_Ant1_Low_5775

11AC80SISO_Ant1_High_5775

Appendix E.7: Conducted Spurious Emission

Test Result

Test Mode	Antenna	Frequency[MHz]	FreqRange [MHz]	Max. Fre [MHz]	Max. Level [dBm]	Limit [dBm]	Verdict
11A	Ant1	5745	30~5650	5436.63	-39.83	≤-27	PASS
			5925~40000	23517.71	-32.89	≤-27	PASS
		5785	30~5650	5394.29	-40.29	≤-27	PASS
			5925~40000	26586.93	-32.18	≤-27	PASS
		5825	30~5650	5446.37	-39.72	≤-27	PASS
			5925~40000	24306.62	-31.6	≤-27	PASS
11N20SISO	Ant1	5745	30~5650	5451.99	-40.34	≤-27	PASS
			5925~40000	24892.5	-32.28	≤-27	PASS
		5785	30~5650	5471.28	-40.54	≤-27	PASS
			5925~40000	24292.57	-32.3	≤-27	PASS
		5825	30~5650	4869.19	-40.56	≤-27	PASS
			5925~40000	26955.74	-32.35	≤-27	PASS
11N40SISO	Ant1	5755	30~5650	5407.78	-40.87	≤-27	PASS
			5925~40000	25599.92	-32.53	≤-27	PASS
		5795	30~5650	5431.01	-40.3	≤-27	PASS
			5925~40000	24211.78	-31.85	≤-27	PASS
11AC20SISO	Ant1	5745	30~5650	905.97	-40.27	≤-27	PASS
			5925~40000	25988.4	-32.72	≤-27	PASS
		5785	30~5650	3075.48	-40.85	≤-27	PASS
			5925~40000	23574.61	-32.68	≤-27	PASS
		5825	30~5650	5370.87	-39.56	≤-27	PASS
			5925~40000	24266.57	-31.99	≤-27	PASS
11AC40SISO	Ant1	5755	30~5650	5376.31	-40.77	≤-27	PASS
			5925~40000	24294.67	-32.24	≤-27	PASS
		5795	30~5650	5533.1	-40.49	≤-27	PASS
			5925~40000	26721.81	-31.98	≤-27	PASS
11AC80SISO	Ant1	5775	30~5650	5650	-36.9	≤-27	PASS
			5925~40000	24950.81	-32.58	≤-27	PASS

Test Graphs

11A_Ant1_5745_30~5650

11A_Ant1_5745_5925~40000

11A_Ant1_5785_30~5650

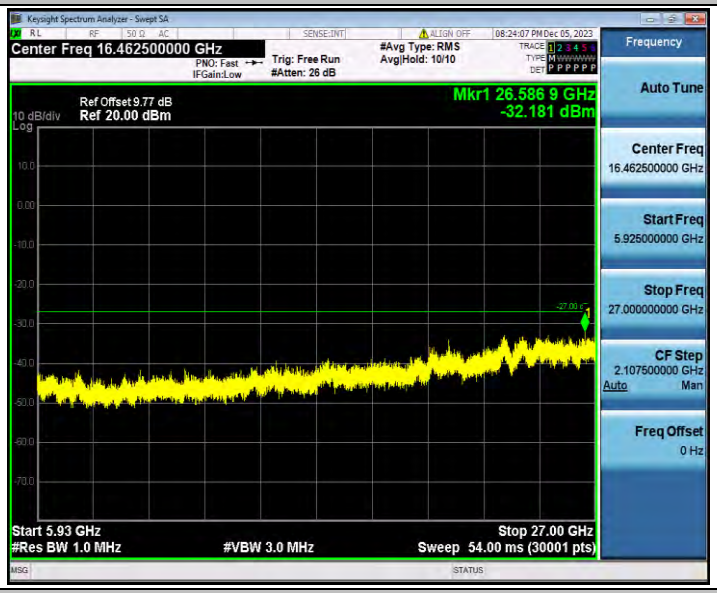

11A_Ant1_5785_5925~40000

11A_Ant1_5825_30~5650
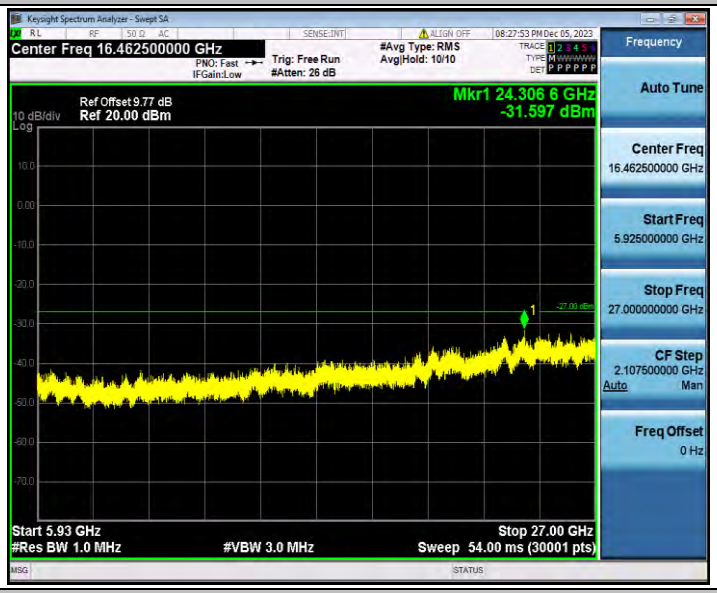
11A_Ant1_5825_5925~40000
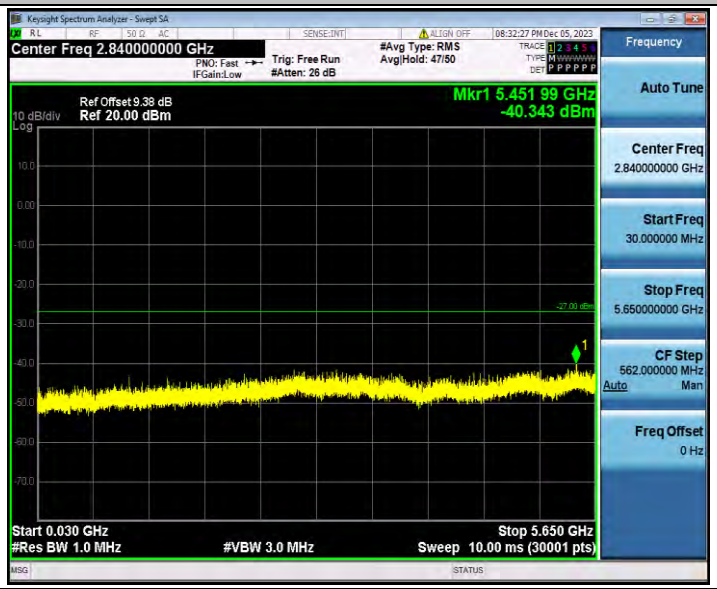
11N20SISO_Ant1_5745_30~5650

11N20SISO_Ant1_5745_5925~40000

11N20SISO_Ant1_5785_30~5650

11N20SISO_Ant1_5785_5925~40000

11N20SISO_Ant1_5825_30~5650

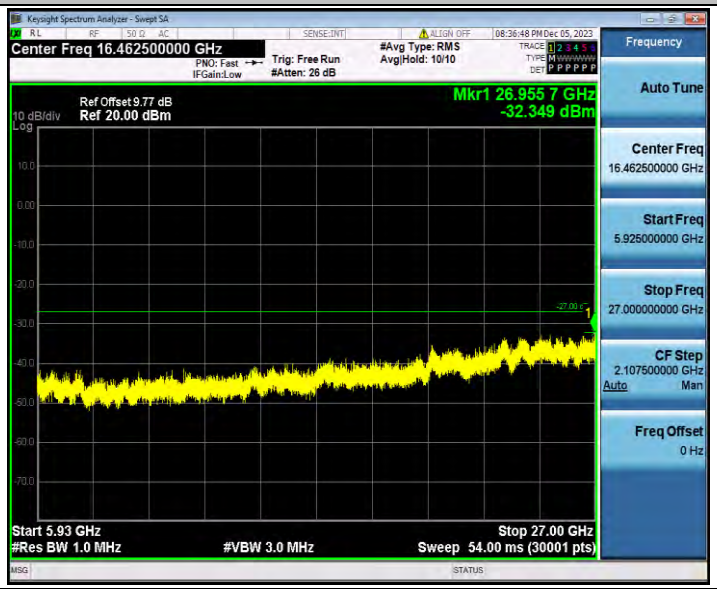

11N20SISO_Ant1_5825_5925~40000

11N40SISO_Ant1_5755_30~5650

11N40SISO_Ant1_5755_5925~40000

11N40SISO_Ant1_5795_30~5650

11N40SISO_Ant1_5795_5925~40000

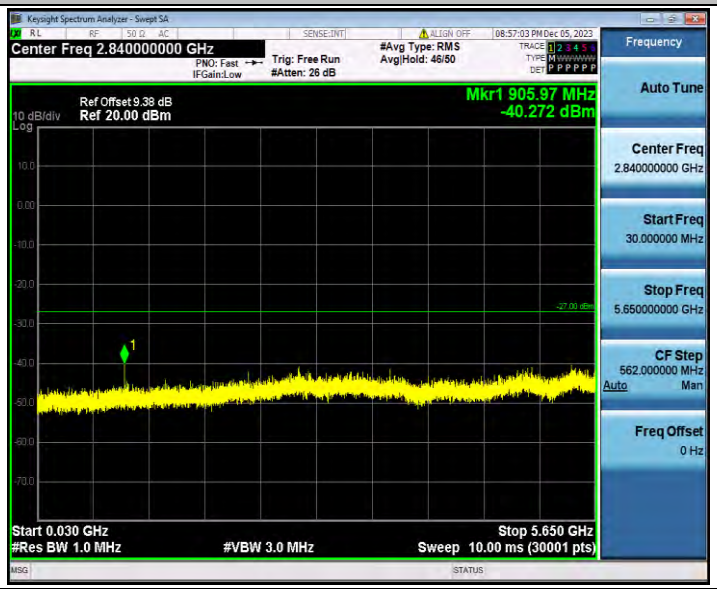

11AC20SISO_Ant1_5745_30~5650

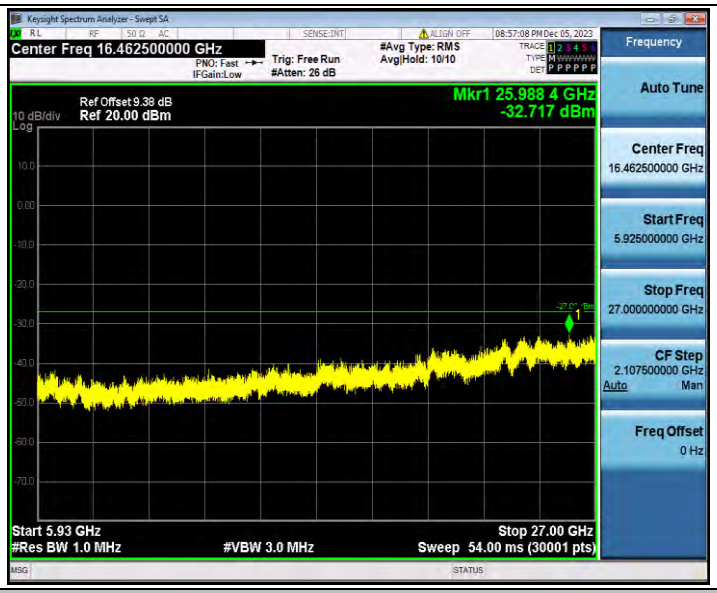

11AC20SISO_Ant1_5745_5925~40000

11AC20SISO_Ant1_5785_30~5650

11AC20SISO_Ant1_5785_5925~40000

11AC20SISO_Ant1_5825_30~5650

11AC20SISO_Ant1_5825_5925~40000

11AC40SISO_Ant1_5755_30~5650

11AC40SISO_Ant1_5755_5925~40000

11AC40SISO_Ant1_5795_30~5650

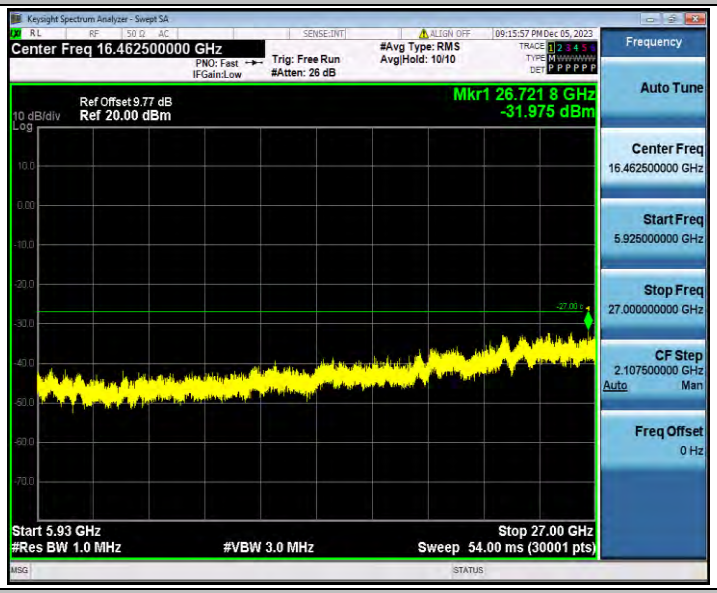

11AC40SISO_Ant1_5795_5925~40000

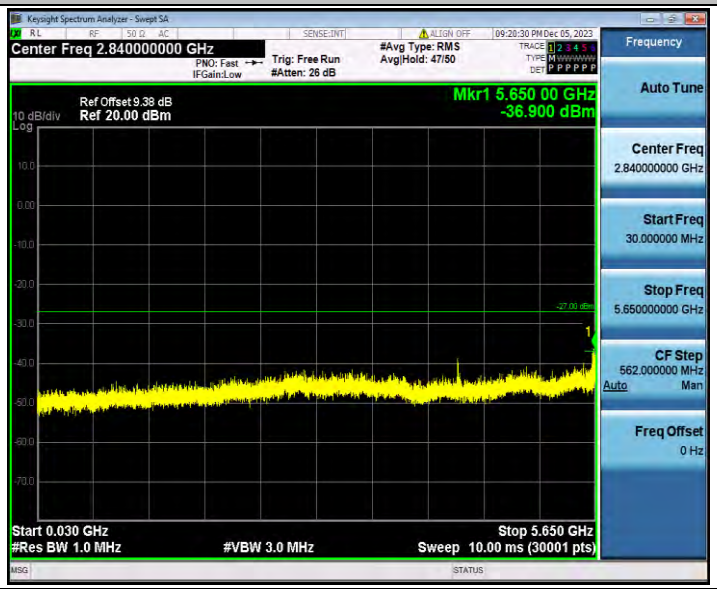

11AC80SISO_Ant1_5775_30~5650

11AC80SISO_Ant1_5775_5925~40000