Case No. : GTS20231012003-1-5	
Ambient Condition: 23 ℃, 48 %RH, Atmos100.1Kpa,	
Test Date: 2023.12.5	**Test Engineer:** Evan ouyang

Appendix E.1: Occupied channel bandwidth

Test Result

Test Mode	Antenna	Frequency[MHz]	OCB [MHz]	FL[MHz]	FH[MHz]	Limit[MHz]	Verdict
11A	Ant2	5745	17.015	5736.476	5753.491	---	---
		5785	17.056	5776.455	5793.511	---	---
		5825	17.073	5816.479	5833.552	---	---
11N20SISO	Ant2	5745	18.013	5736.007	5754.020	---	---
		5785	18.117	5775.935	5794.052	---	---
		5825	18.065	5815.970	5834.035	---	---
11N40SISO	Ant2	5755	36.734	5736.664	5773.398	---	---
		5795	36.878	5776.615	5813.493	---	---
11AC20SISO	Ant2	5745	17.975	5736.051	5754.026	---	---
		5785	17.991	5776.008	5793.999	---	---
		5825	18.042	5815.992	5834.034	---	---
11AC40SISO	Ant2	5755	36.800	5736.578	5773.378	---	---
		5795	36.874	5776.540	5813.414	---	---
11AC80SISO	Ant2	5775	76.840	5736.743	5813.583	---	---

Test Graphs

11A_Ant2_5745

11A_Ant2_5785

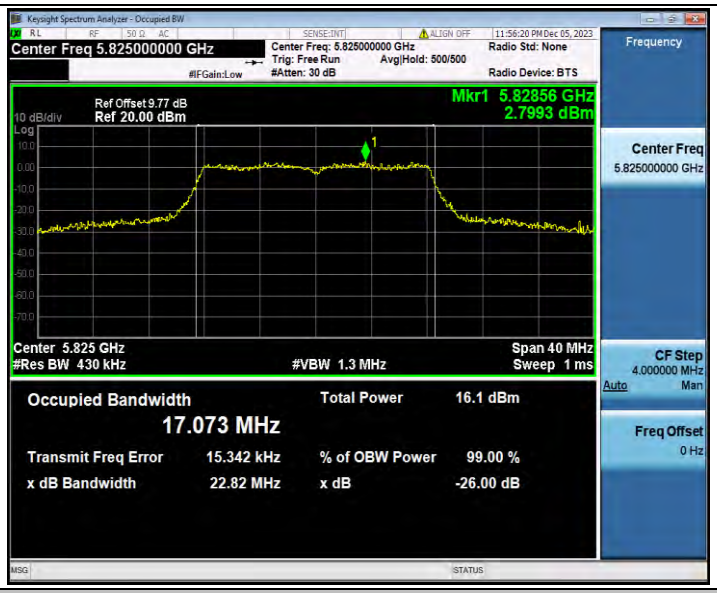

11A_Ant2_5825

11N20SISO_Ant2_5745

11N20SISO_Ant2_5785

11N20SISO_Ant2_5825

11N40SISO_Ant2_5755

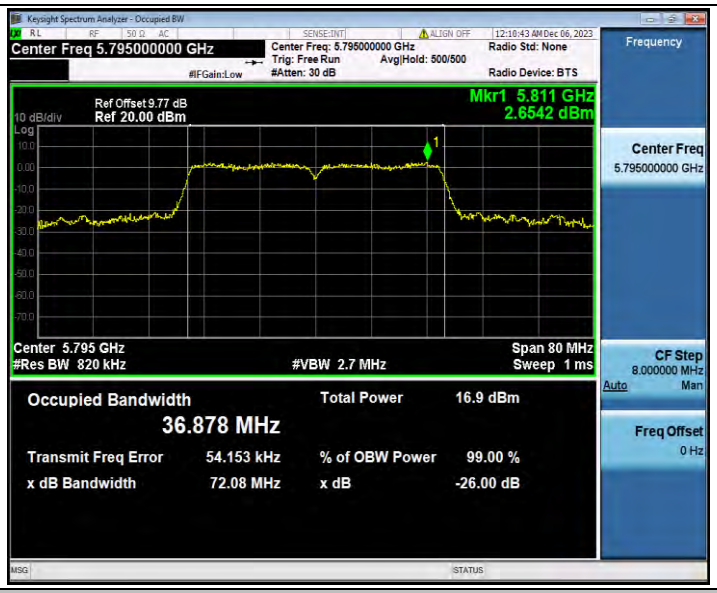

11N40SISO_Ant2_5795

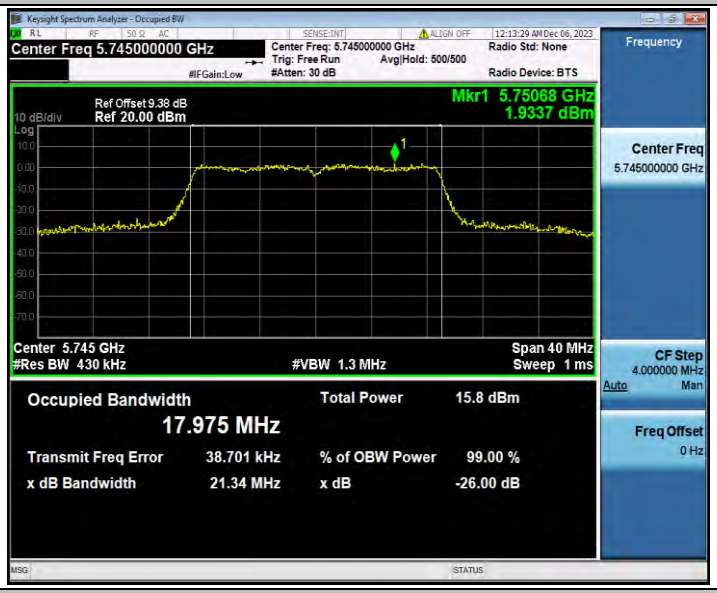

11AC20SISO_Ant2_5745

11AC20SISO_Ant2_5785

11AC20SISO_Ant2_5825

11AC40SISO_Ant2_5755

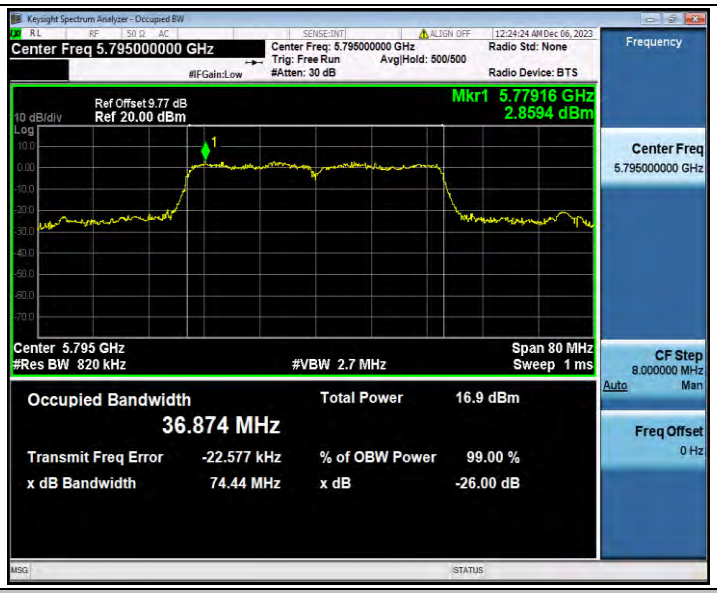

11AC40SISO_Ant2_5795

11AC80SISO_Ant2_5775

Appendix E.2: Min emission bandwidth

Test Result B4

Test Mode	Antenna	Frequency[MHz]	6db EBW [MHz]	FL[MHz]	FH[MHz]	Limit[MHz]	Verdict
11A	Ant2	5745	16.480	5736.760	5753.240	0.5	PASS
		5785	16.480	5776.760	5793.240	0.5	PASS
		5825	16.520	5816.720	5833.240	0.5	PASS
11N20SISO	Ant2	5745	17.680	5736.160	5753.840	0.5	PASS
		5785	17.680	5776.160	5793.840	0.5	PASS
		5825	17.680	5816.160	5833.840	0.5	PASS
11N40SISO	Ant2	5755	36.320	5736.840	5773.160	0.5	PASS
		5795	36.320	5776.840	5813.160	0.5	PASS
11AC20SISO	Ant2	5745	17.680	5736.160	5753.840	0.5	PASS
		5785	17.600	5776.200	5793.800	0.5	PASS
		5825	17.640	5816.200	5833.840	0.5	PASS
11AC40SISO	Ant2	5755	36.320	5736.840	5773.160	0.5	PASS
		5795	36.320	5776.840	5813.160	0.5	PASS
11AC80SISO	Ant2	5775	76.480	5736.760	5813.240	0.5	PASS

Test Graphs B4

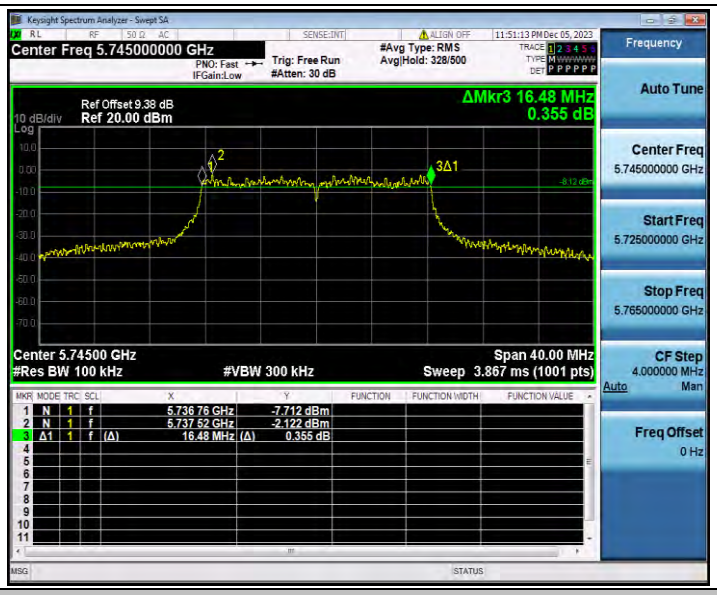

11A_Ant2_5745

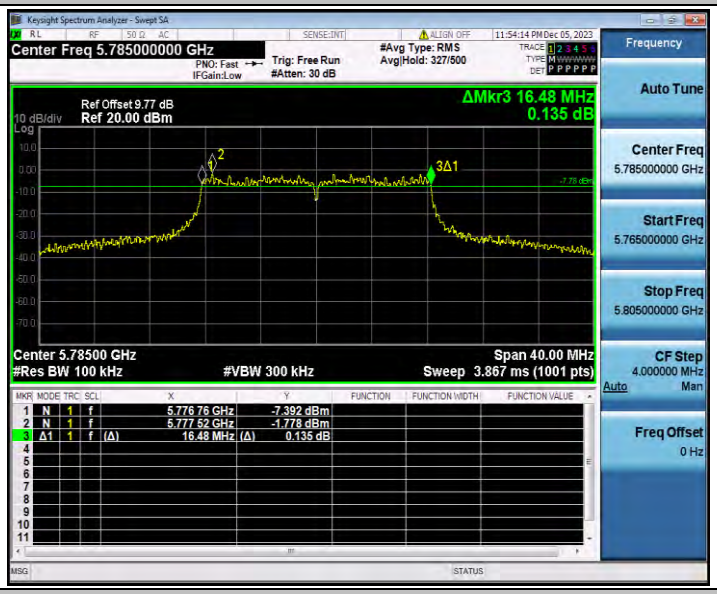

11A_Ant2_5785

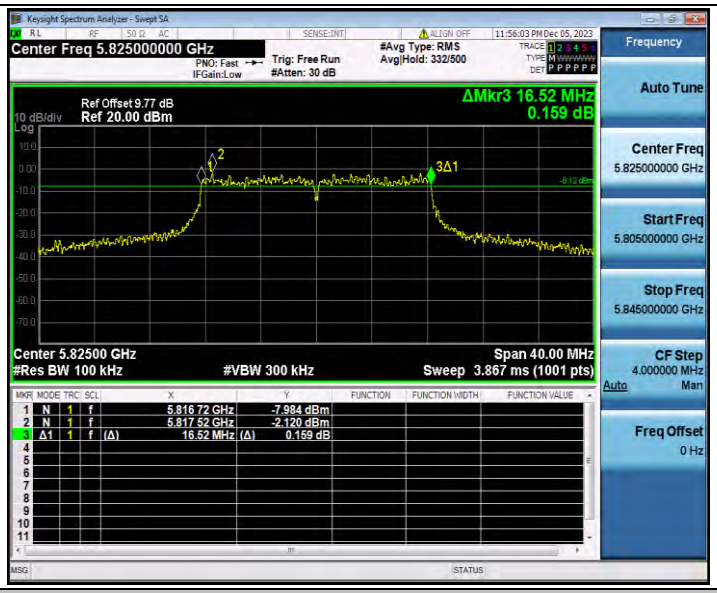

11A_Ant2_5825

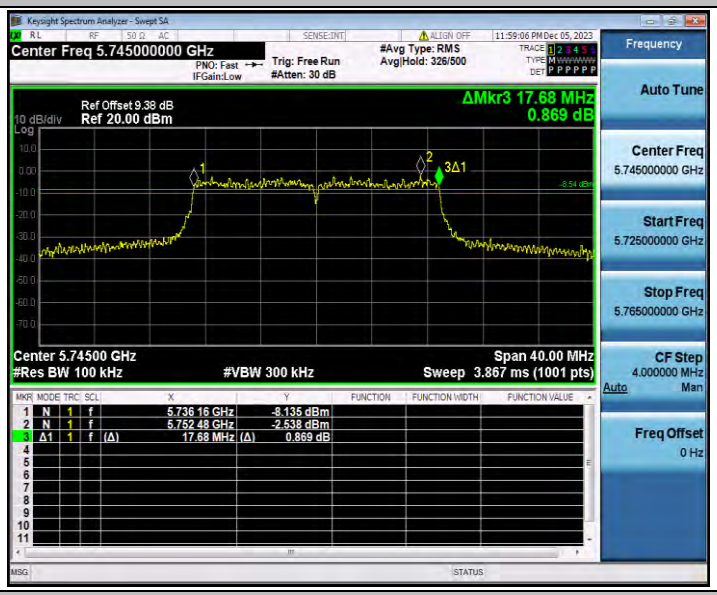

11N20SISO_Ant2_5745

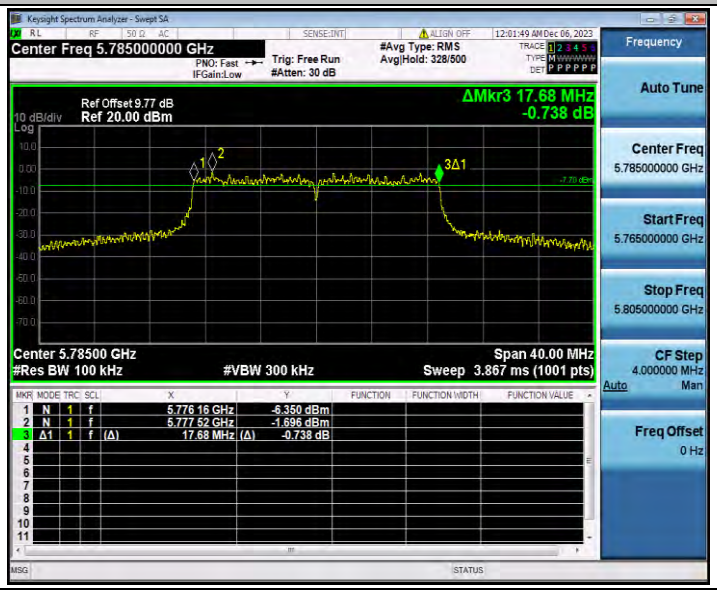

11N20SISO_Ant2_5785
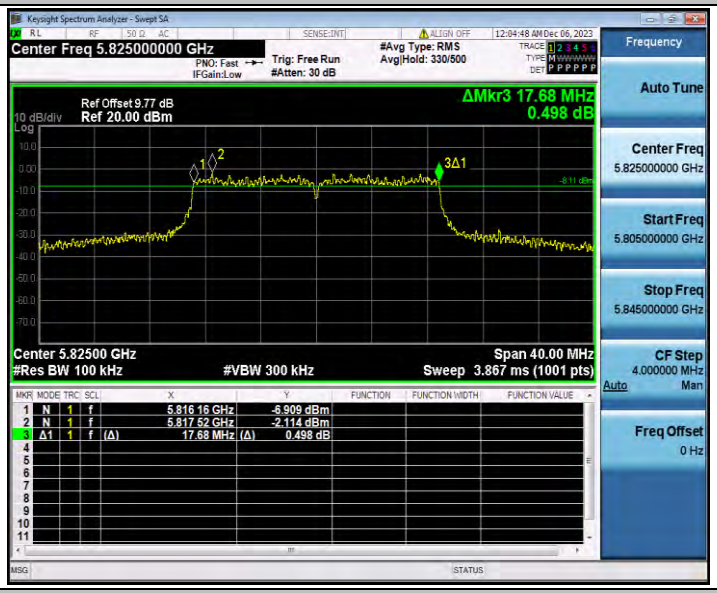

11N20SISO_Ant2_5825
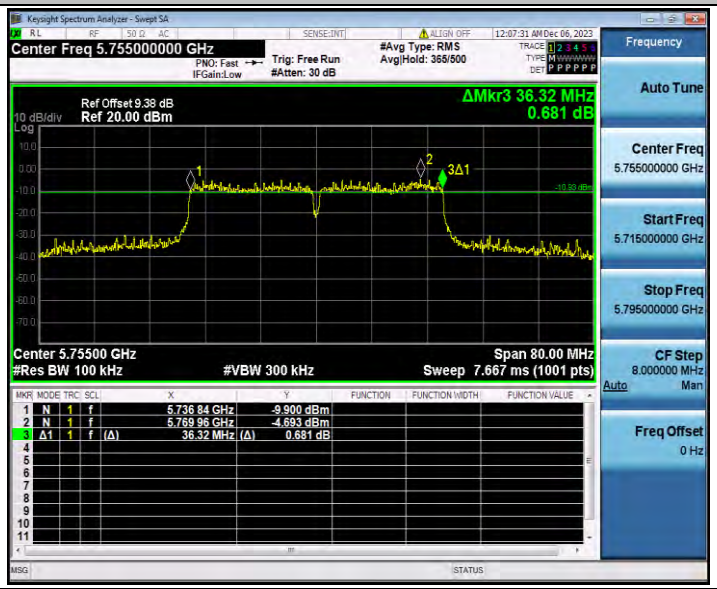

11N40SISO_Ant2_5755

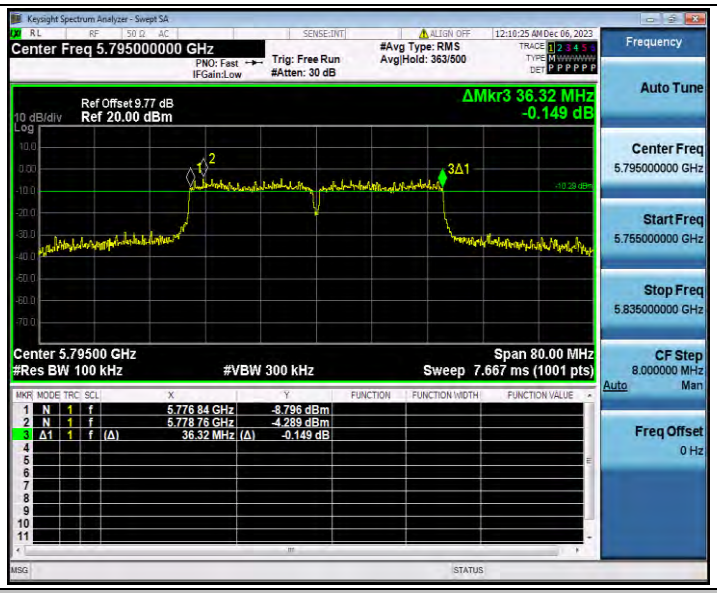

11N40SISO_Ant2_5795

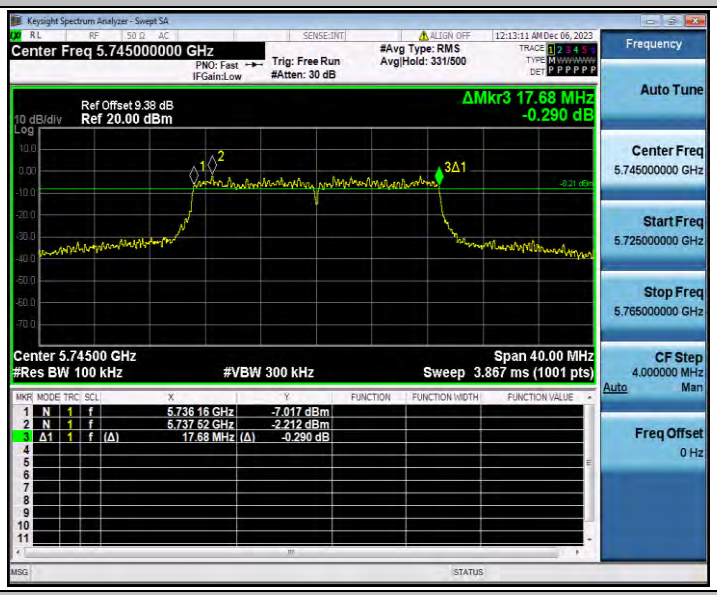

11AC20SISO_Ant2_5745

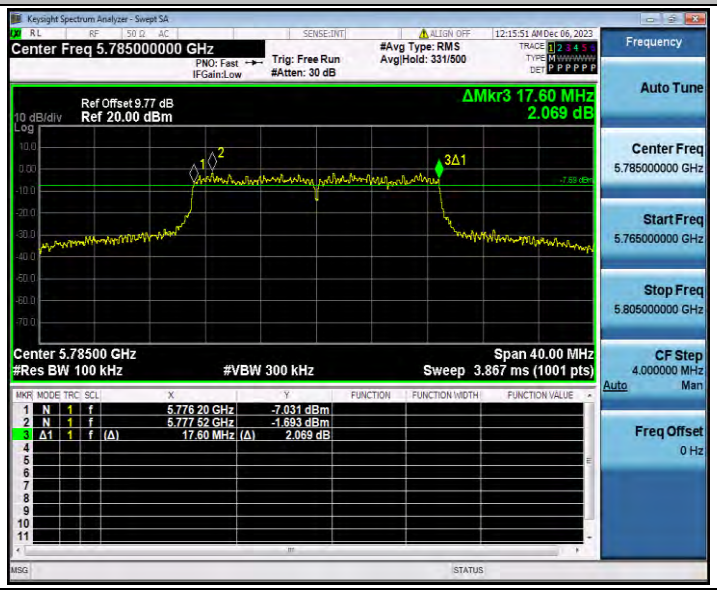

11AC20SISO_Ant2_5785

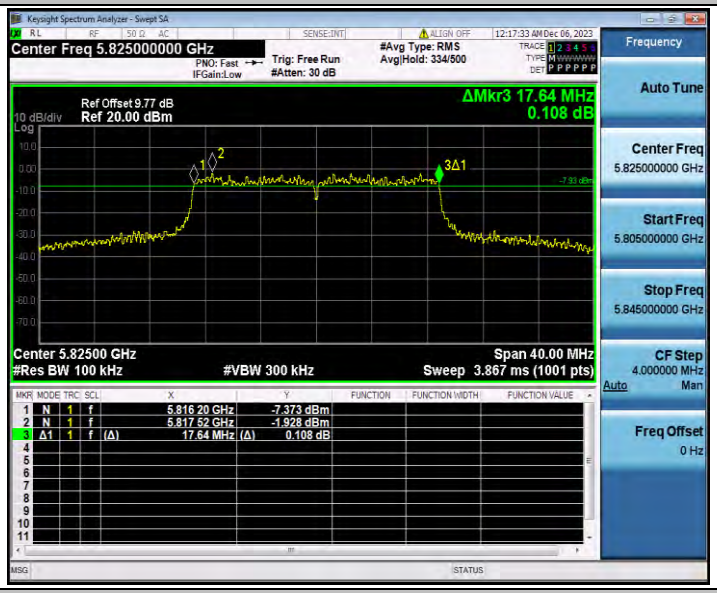

11AC20SISO_Ant2_5825

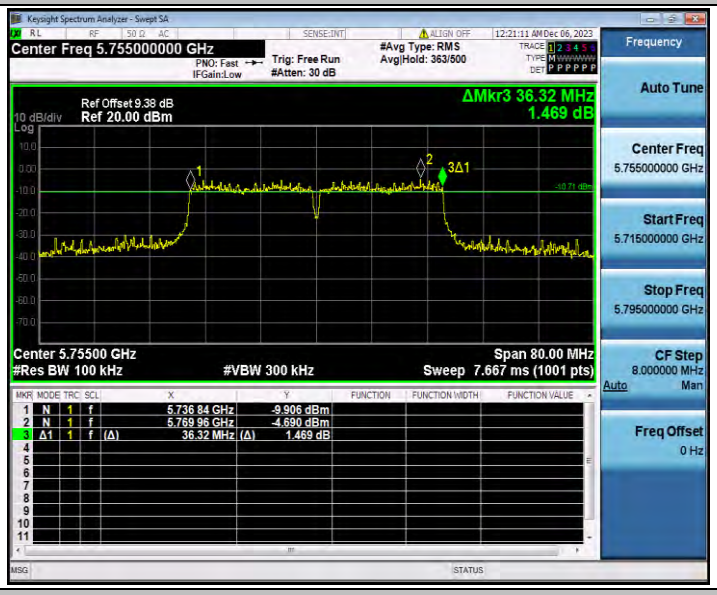

11AC40SISO_Ant2_5755

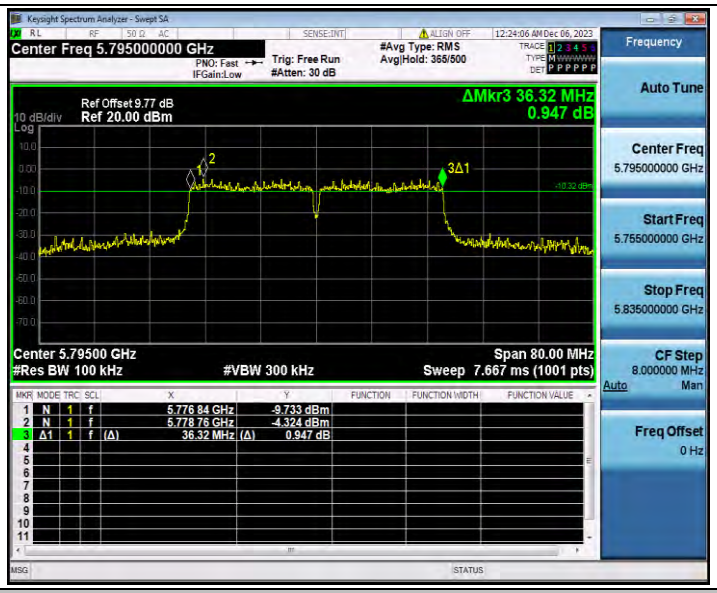

11AC40SISO_Ant2_5795

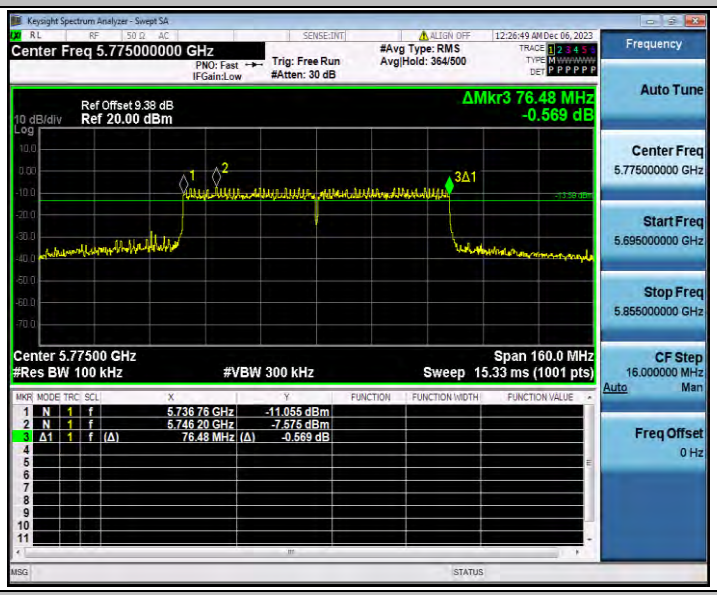

11AC80SISO_Ant2_5775

Appendix E.3: Duty Cycle

Test Result

Test Mode	Antenna	Frequency[MHz]	Transmission Duration [ms]	Transmission Period [ms]	Duty Cycle [%]
11A	Ant2	5745	0.36	0.47	76.60
		5785	0.37	0.47	78.72
		5825	0.36	0.47	76.60
11N20SISO	Ant2	5745	0.51	0.61	83.61
		5785	0.52	0.62	83.87
		5825	0.51	0.62	82.26
11N40SISO	Ant2	5755	0.26	0.36	72.22
		5795	0.26	0.37	70.27
11AC20SISO	Ant2	5745	0.43	0.54	79.63
		5785	0.43	0.54	79.63
		5825	0.44	0.54	81.48
11AC40SISO	Ant2	5755	0.21	0.32	65.63
		5795	0.21	0.32	65.63
11AC80SISO	Ant2	5775	0.11	0.22	50.00

Test Graphs

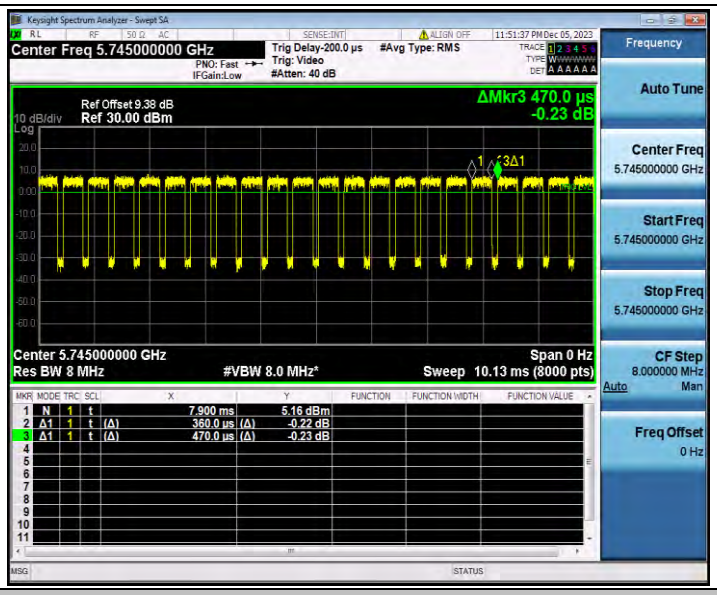

11A_Ant2_5745

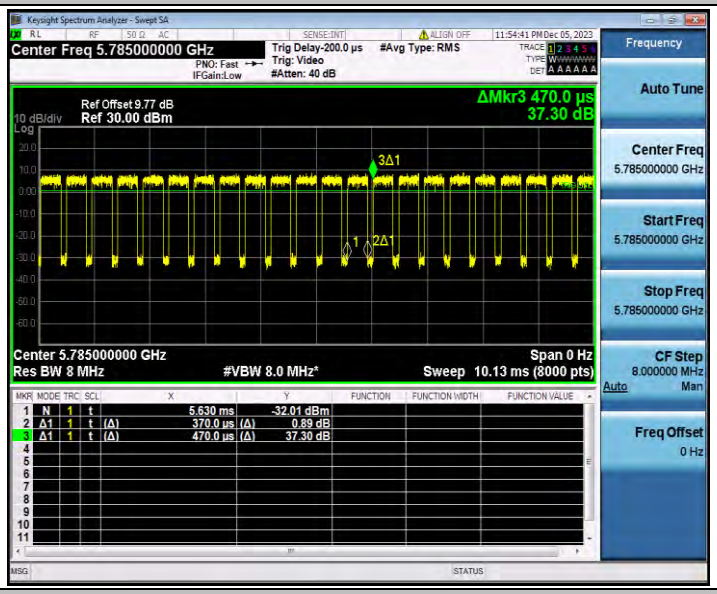

11A_Ant2_5785

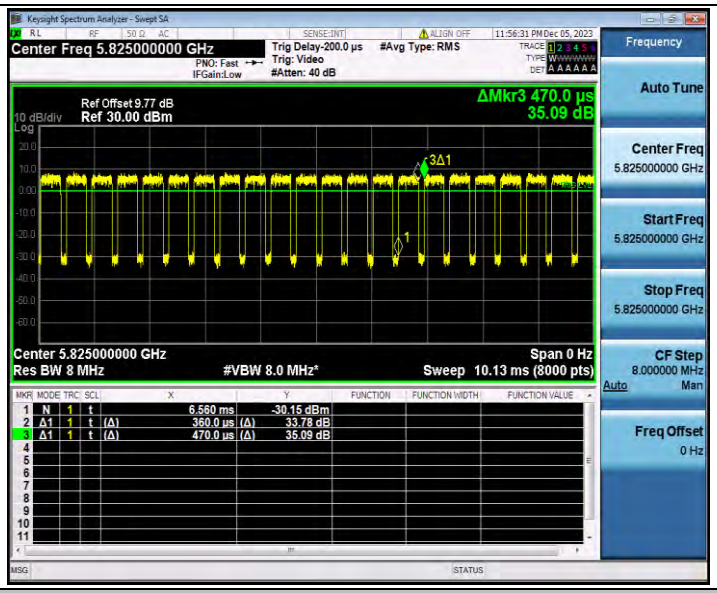

11A_Ant2_5825

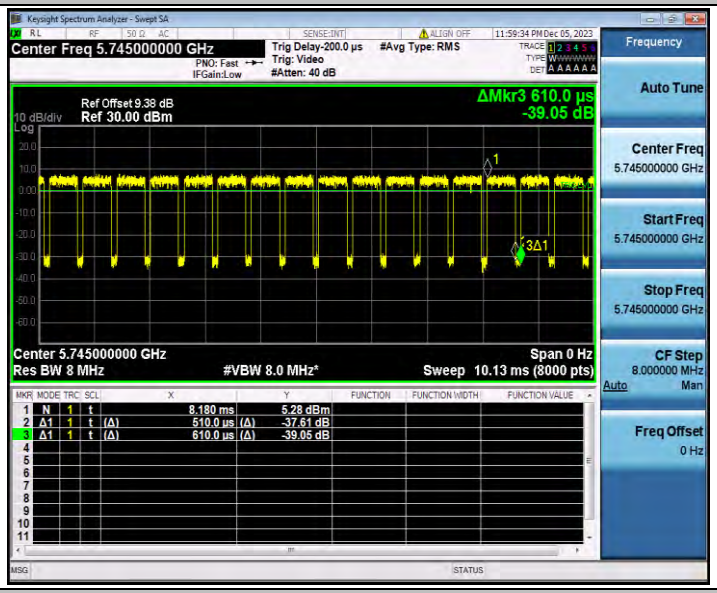

11N20SISO_Ant2_5745

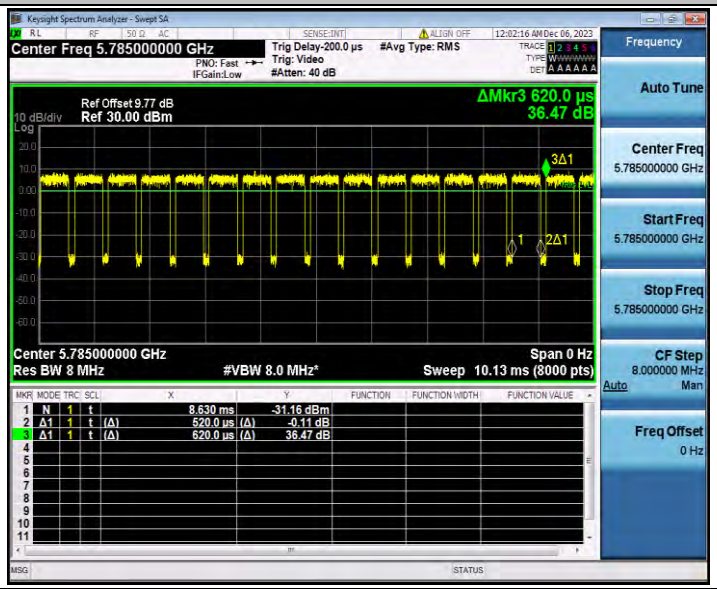

11N20SISO_Ant2_5785

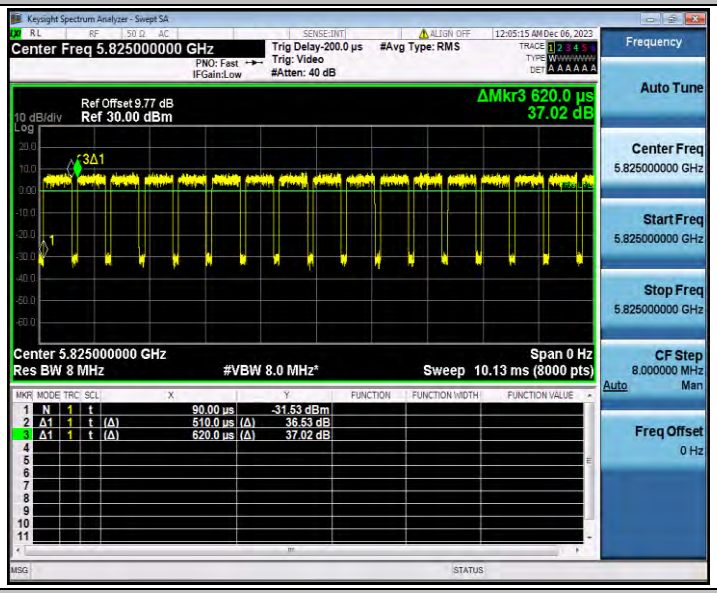

11N20SISO_Ant2_5825

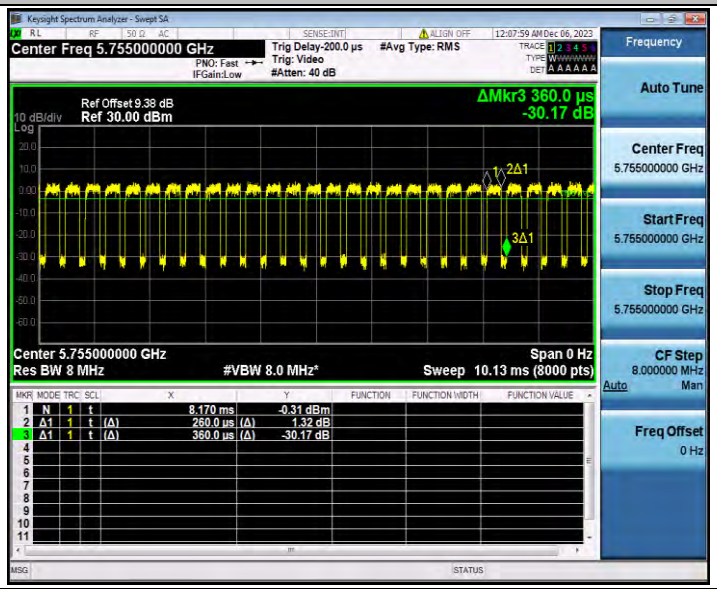

11N40SISO_Ant2_5755

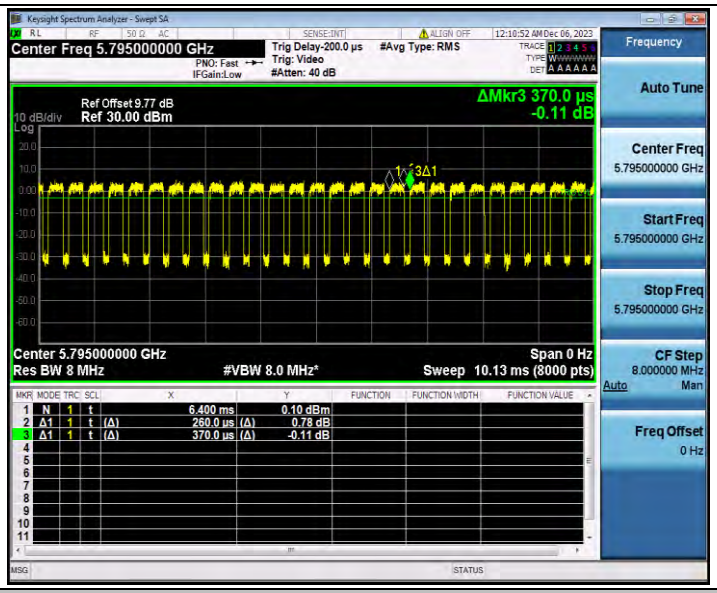

11N40SISO_Ant2_5795

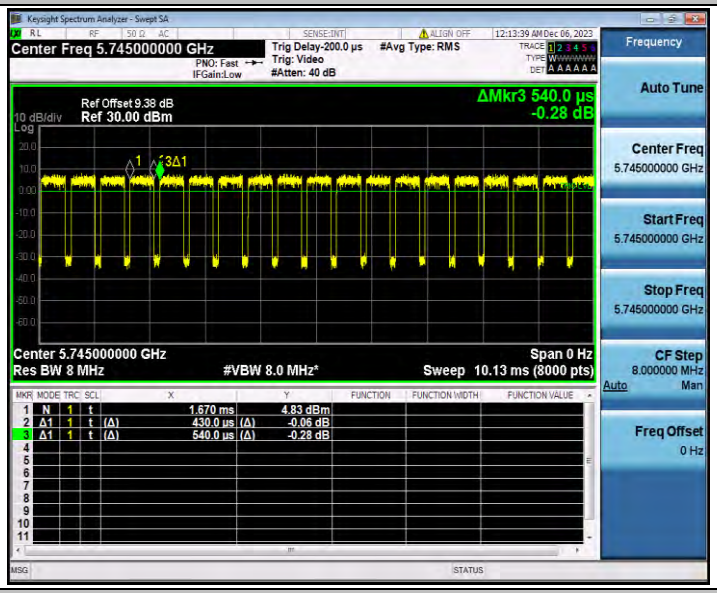

11AC20SISO_Ant2_5745

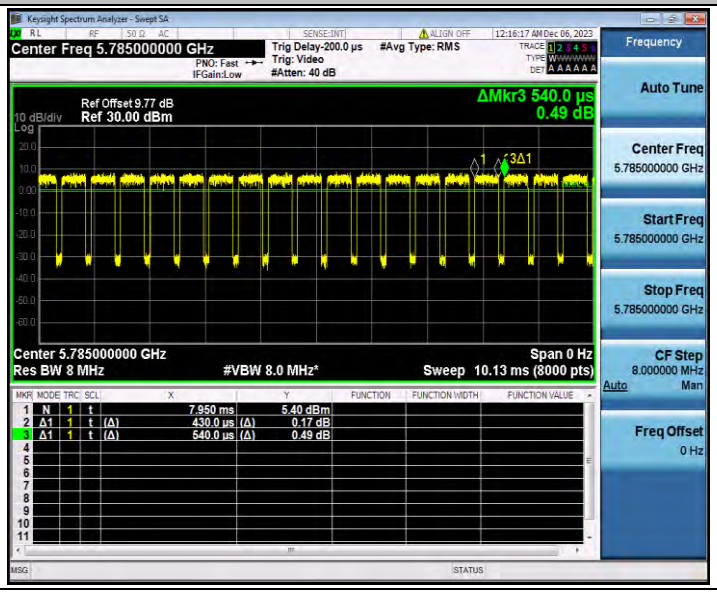

11AC20SISO_Ant2_5785
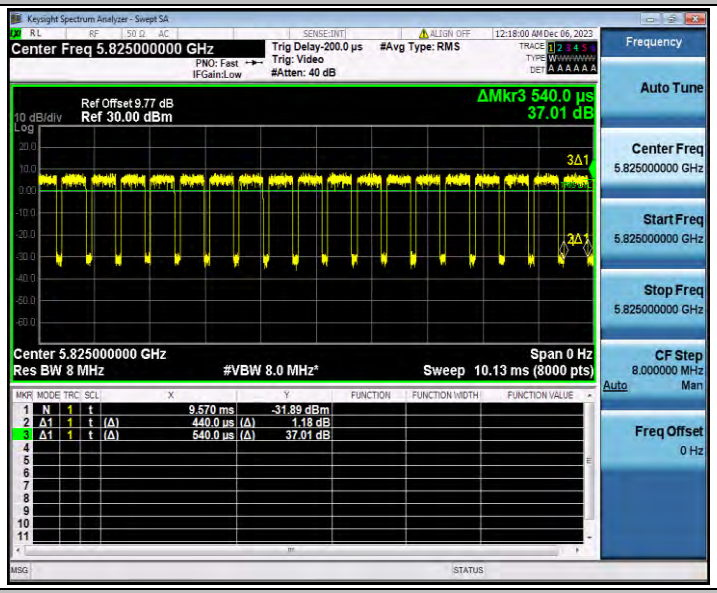
11AC20SISO_Ant2_5825
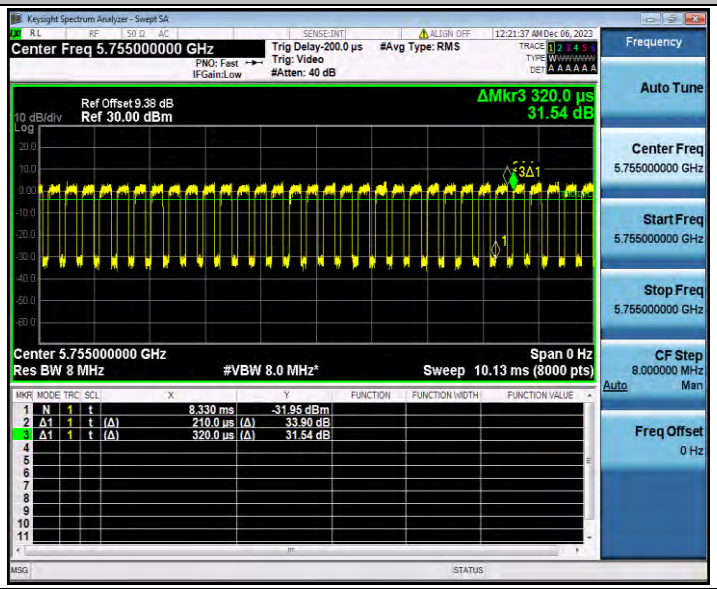
11AC40SISO_Ant2_5755

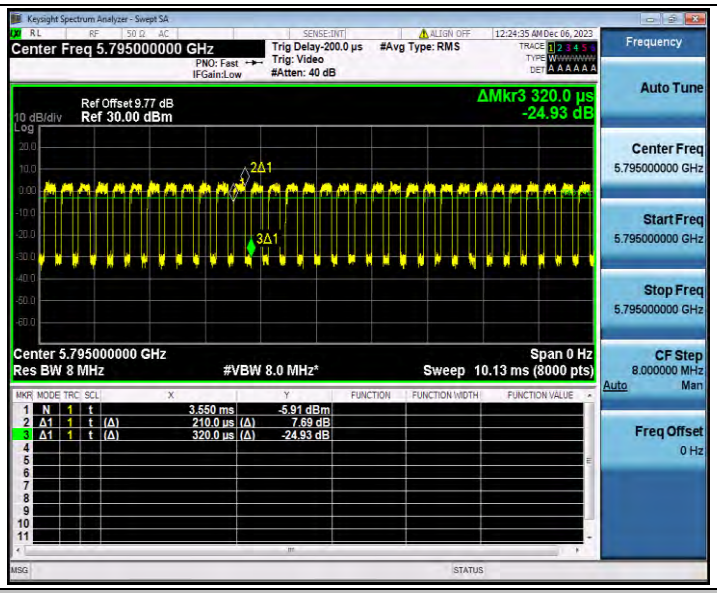

11AC40SISO_Ant2_5795

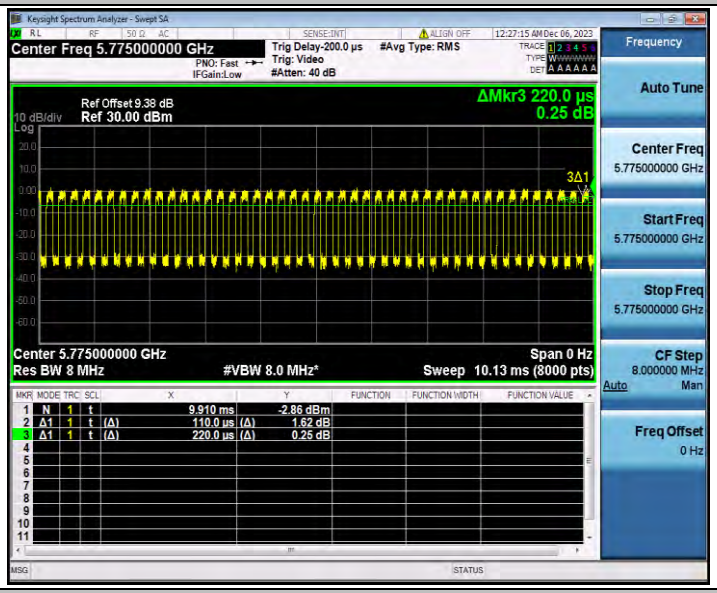

11AC80SISO_Ant2_5775

Appendix E.4: Maximum conducted output power

Test Result Channel Power

Test Mode	Antenna	Frequency[MHz]	Channel Powert [dBm]	Duty Cycle [%]	DC Factor [dBm]	Result [dBm]	Limit [dBm]	Verdict
11A	Ant2	5745	7.41	76.60	1.16	8.57	≤30.00	PASS
		5785	7.95	78.72	1.04	8.99	≤30.00	PASS
		5825	7.80	76.60	1.16	8.96	≤30.00	PASS
11N20SISO	Ant2	5745	7.81	83.61	0.78	8.59	≤30.00	PASS
		5785	8.50	83.87	0.76	9.26	≤30.00	PASS
		5825	8.23	82.26	0.85	9.08	≤30.00	PASS
11N40SISO	Ant2	5755	7.05	72.22	1.41	8.46	≤30.00	PASS
		5795	7.50	70.27	1.53	9.03	≤30.00	PASS
11AC20SISO	Ant2	5745	7.70	79.63	0.99	8.69	≤30.00	PASS
		5785	8.37	79.63	0.99	9.36	≤30.00	PASS
		5825	8.17	81.48	0.89	9.06	≤30.00	PASS
11AC40SISO	Ant2	5755	6.78	65.63	1.83	8.61	≤30.00	PASS
		5795	7.16	65.63	1.83	8.99	≤30.00	PASS
11AC80SISO	Ant2	5775	6.55	50.00	3.01	9.56	≤30.00	PASS

Note：The Duty Cycle Factor is compensated in the graph.

Appendix E.5: Maximum power spectral density

Test Result

Test Mode	Antenna	Frequency[MHz]	Result [dBm/MHz]	Limit[dBm/MHz]	Verdict
11A	Ant2	5745	-5.15	≤30.00	PASS
		5785	-4.81	≤30.00	PASS
		5825	-4.82	≤30.00	PASS
11N20SISO	Ant2	5745	-5.35	≤30.00	PASS
		5785	-4.72	≤30.00	PASS
		5825	-4.83	≤30.00	PASS
11N40SISO	Ant2	5755	-7.75	≤30.00	PASS
		5795	-7.37	≤30.00	PASS
11AC20SISO	Ant2	5745	-5.22	≤30.00	PASS
		5785	-4.79	≤30.00	PASS
		5825	-4.97	≤30.00	PASS
11AC40SISO	Ant2	5755	-7.56	≤30.00	PASS
		5795	-7.24	≤30.00	PASS
11AC80SISO	Ant2	5775	-10.23	≤30.00	PASS

Note：1.The Result and Limit Unit is dBm/500 kHz in the band 5.725–5.85 GHz.
2.The Duty Cycle Factor and RBW Factor is compensated in the graph.

Test Graphs

11A_Ant2_5745

11A_Ant2_5785

11A_Ant2_5825

11N20SISO_Ant2_5745

11N20SISO_Ant2_5785
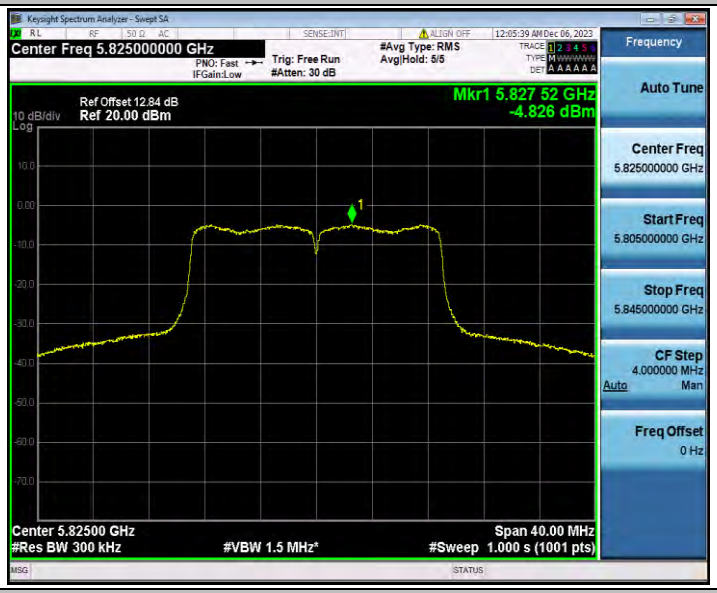
11N20SISO_Ant2_5825
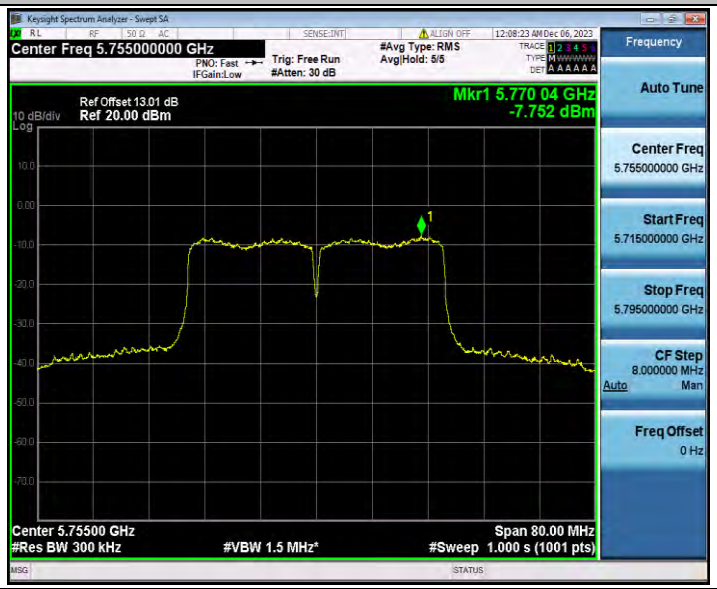
11N40SISO_Ant2_5755

11N40SISO_Ant2_5795

11AC20SISO_Ant2_5745

11AC20SISO_Ant2_5785
11AC20SISO_Ant2_5825
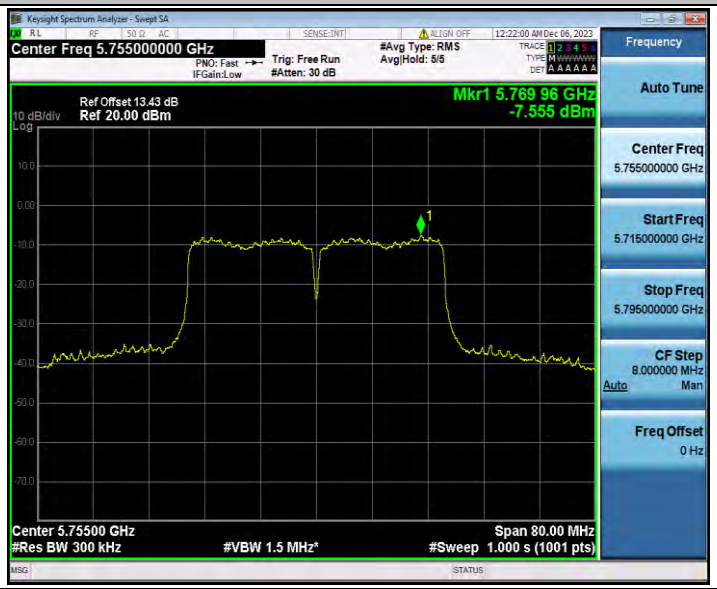
11AC40SISO_Ant2_5755

11AC40SISO_Ant2_5795

11AC80SISO_Ant2_5775

Appendix E.6: Band edge measurements

Test Result B4

TestMode	Antenna	ChName	Frequency[MHz]	FreqRange [MHz]	Result [dBm]	Limit [dBm]	Verdict
11A	Ant2	Low	5745	5650~5700	-39.06	≤4.02	PASS
				5700~5720	-30.42	≤14.98	PASS
				5720~5725	-24.4	≤25.26	PASS
				5760~5650	-40.07	≤-27	PASS
		High	5825	5850~5855	-24.66	≤16.10	PASS
				5855~5875	-27.68	≤10.14	PASS
				5875~5925	-34.58	≤-25.76	PASS
				5925~5935	-39.37	≤-27	PASS
11N20SISO	Ant2	Low	5745	5650~5700	-38.25	≤9.89	PASS
				5700~5720	-28.66	≤13.18	PASS
				5720~5725	-24.92	≤22.63	PASS
				5760~5650	-40.5	≤-27	PASS
		High	5825	5850~5855	-26.01	≤18.56	PASS
				5855~5875	-25.59	≤10.02	PASS
				5875~5925	-35.38	≤-15.47	PASS
				5925~5935	-39.08	≤-27	PASS
11N40SISO	Ant2	Low	5755	5650~5700	-33.46	≤8.96	PASS
				5700~5720	-25.21	≤15.24	PASS
				5720~5725	-23.11	≤19.12	PASS
				5780~5650	-39.95	≤-27	PASS
		High	5795	5850~5855	-27.64	≤24.31	PASS
				5855~5875	-29.14	≤11.75	PASS
				5875~5925	-34.02	≤-20.21	PASS
				5925~5935	-39.1	≤-27	PASS
11AC20SISO	Ant2	Low	5745	5650~5700	-38.54	≤7.68	PASS
				5700~5720	-27.83	≤15.56	PASS
				5720~5725	-25.44	≤24.99	PASS
				5760~5650	-39.51	≤-27	PASS
		High	5825	5850~5855	-24.94	≤17.95	PASS
				5855~5875	-26.63	≤10.06	PASS
				5875~5925	-34.7	≤-24.86	PASS
				5925~5935	-38.82	≤-27	PASS
11AC40SISO	Ant2	Low	5755	5650~5700	-33.31	≤9.86	PASS
				5700~5720	-23.65	≤15.28	PASS
				5720~5725	-24.98	≤26.20	PASS
				5780~5650	-40.12	≤-27	PASS

		High	5795	5850~5855	-27.04	≤22.80	PASS
				5855~5875	-28.74	≤10.13	PASS
				5875~5925	-33.65	≤-20.33	PASS
				5925~5935	-39.71	≤-27	PASS
11AC80SISO	Ant2	Low	5775	5650~5700	-25.72	≤-6.73	PASS
				5700~5720	-24.8	≤15.39	PASS
				5720~5725	-24.84	≤25.89	PASS
				5800~5650	-38.09	≤-27	PASS
		High	5775	5850~5855	-26.77	≤20.01	PASS
				5855~5875	-26.83	≤10.44	PASS
				5875~5925	-28.22	≤-21.62	PASS
				5925~5935	-36.73	≤-27	PASS

Test Graphs B4

11A_Ant2_Low_5745

11A_Ant2_High_5825

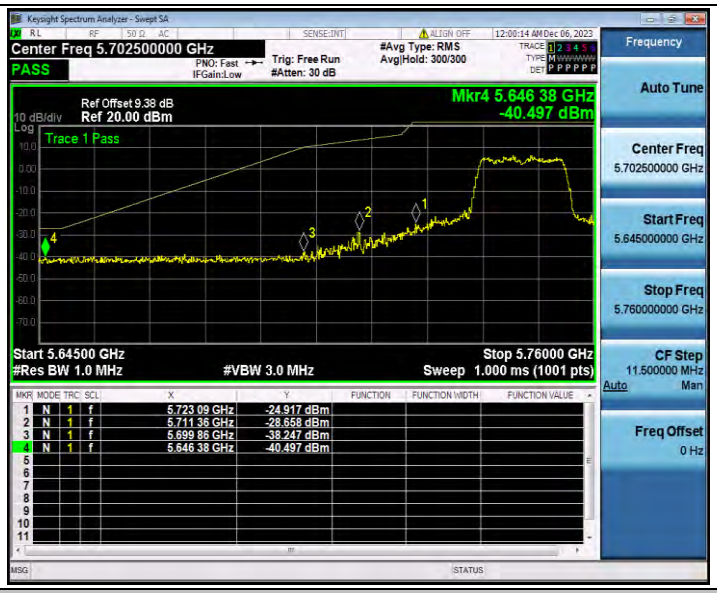

11N20SISO_Ant2_Low_5745

11N20SISO_Ant2_High_5825

11N40SISO_Ant2_Low_5755

11N40SISO_Ant2_High_5795
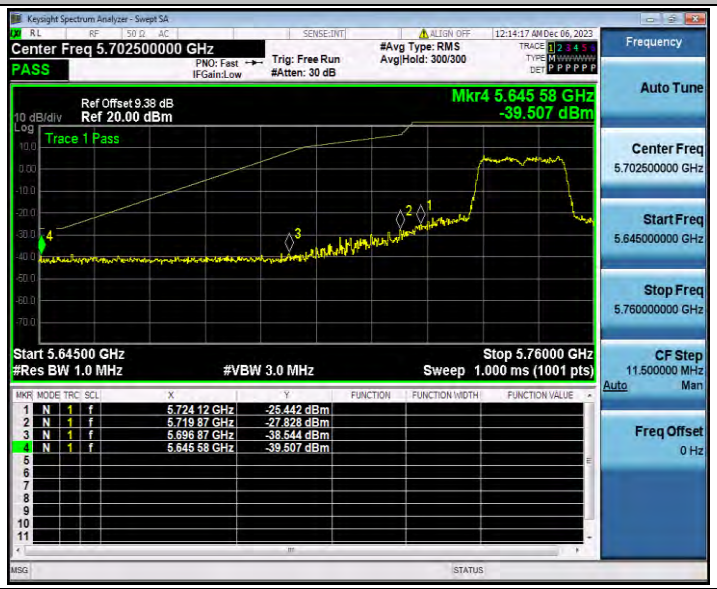

11AC20SISO_Ant2_Low_5745

11AC20SISO_Ant2_High_5825

11AC40SISO_Ant2_Low_5755

11AC40SISO_Ant2_High_5795

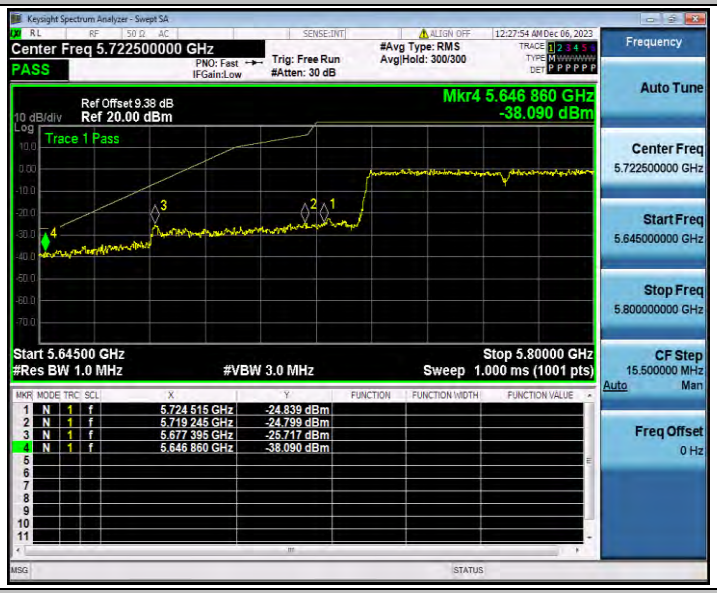

11AC80SISO_Ant2_Low_5775

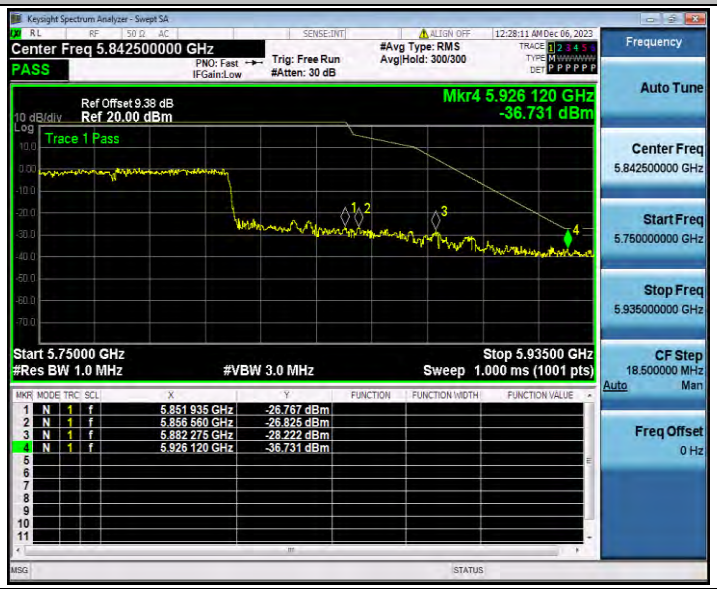

11AC80SISO_Ant2_High_5775

Appendix E.7: Conducted Spurious Emission

Test Result

Test Mode	Antenna	Frequency[MHz]	FreqRange [MHz]	Max. Fre [MHz]	Max. Level [dBm]	Limit [dBm]	Verdict
11A	Ant2	5745	30~5650	5532.73	-40.99	≤-27	PASS
			5925~40000	24846.84	-32.69	≤-27	PASS
		5785	30~5650	915.34	-39.82	≤-27	PASS
			5925~40000	26877.77	-31.4	≤-27	PASS
		5825	30~5650	5524.49	-40.34	≤-27	PASS
			5925~40000	26596.77	-32.18	≤-27	PASS
11N20SISO	Ant2	5745	30~5650	4950.12	-40.89	≤-27	PASS
			5925~40000	25037.92	-32.44	≤-27	PASS
		5785	30~5650	5482.71	-40.29	≤-27	PASS
			5925~40000	24837.71	-31.68	≤-27	PASS
		5825	30~5650	3157.16	-40.63	≤-27	PASS
			5925~40000	24841.92	-32.26	≤-27	PASS
11N40SISO	Ant2	5755	30~5650	4898.23	-41.52	≤-27	PASS
			5925~40000	25074.45	-32.68	≤-27	PASS
		5795	30~5650	5422.02	-39.91	≤-27	PASS
			5925~40000	26045.3	-32.25	≤-27	PASS
11AC20SISO	Ant2	5745	30~5650	4905.91	-40.29	≤-27	PASS
			5925~40000	25217.76	-32.16	≤-27	PASS
		5785	30~5650	5552.96	-40.4	≤-27	PASS
			5925~40000	24793.45	-32.55	≤-27	PASS
		5825	30~5650	4953.87	-40.95	≤-27	PASS
			5925~40000	26017.91	-32.45	≤-27	PASS
11AC40SISO	Ant2	5755	30~5650	5479.34	-41.14	≤-27	PASS
			5925~40000	24250.42	-32.53	≤-27	PASS
		5795	30~5650	5401.97	-40.67	≤-27	PASS
			5925~40000	25571.82	-31.86	≤-27	PASS
11AC80SISO	Ant2	5775	30~5650	5647.75	-39.61	≤-27	PASS
			5925~40000	23601.31	-32.9	≤-27	PASS

Test Graphs

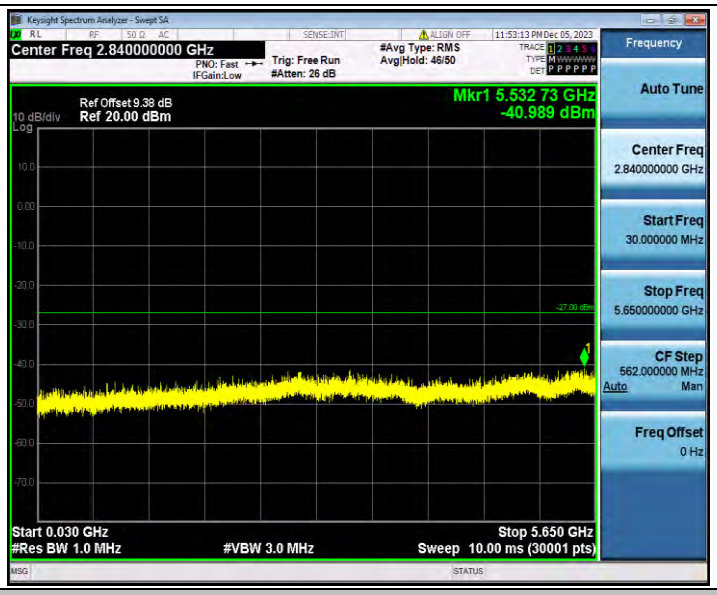

11A_Ant2_5745_30~5650

11A_Ant2_5745_5925~40000

11A_Ant2_5785_30~5650

11A_Ant2_5785_5925~40000

11A_Ant2_5825_30~5650

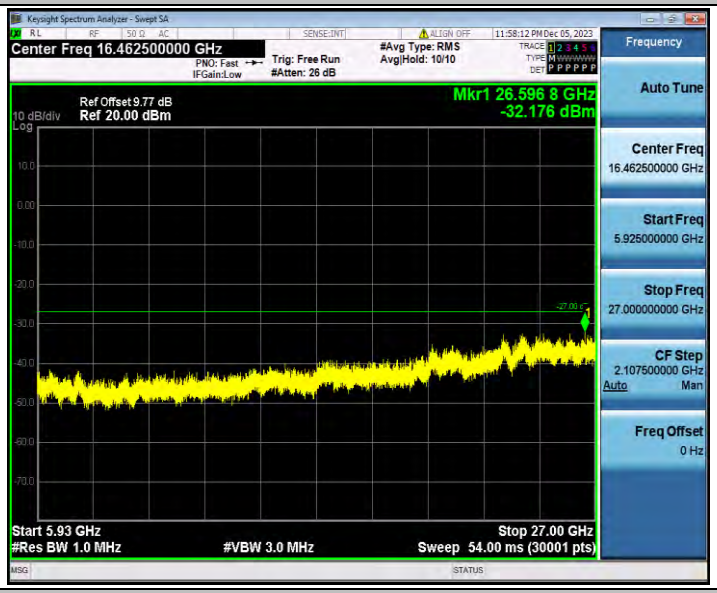

11A_Ant2_5825_5925~40000

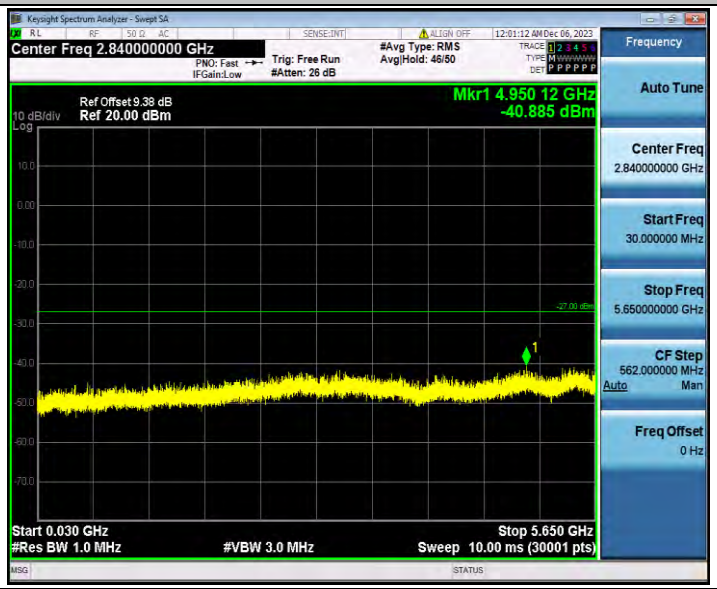

11N20SISO_Ant2_5745_30~5650

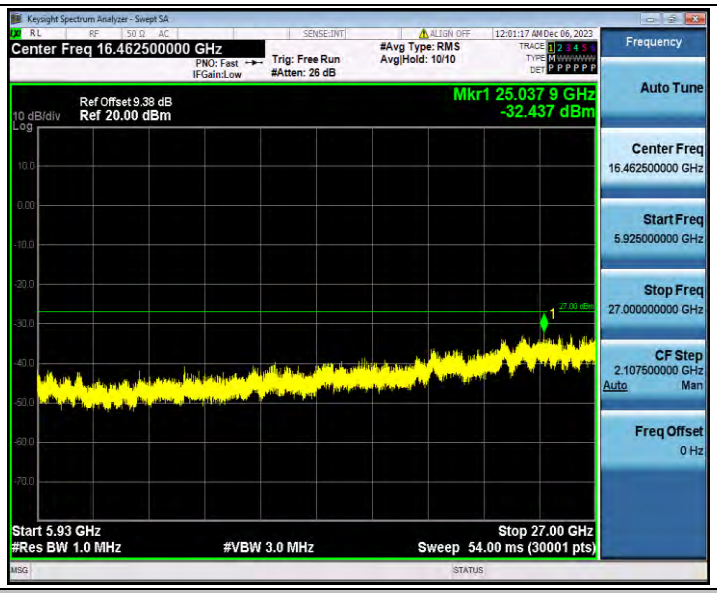

11N20SISO_Ant2_5745_5925~40000

11N20SISO_Ant2_5785_30~5650

11N20SISO_Ant2_5785_5925~40000

11N20SISO_Ant2_5825_30~5650

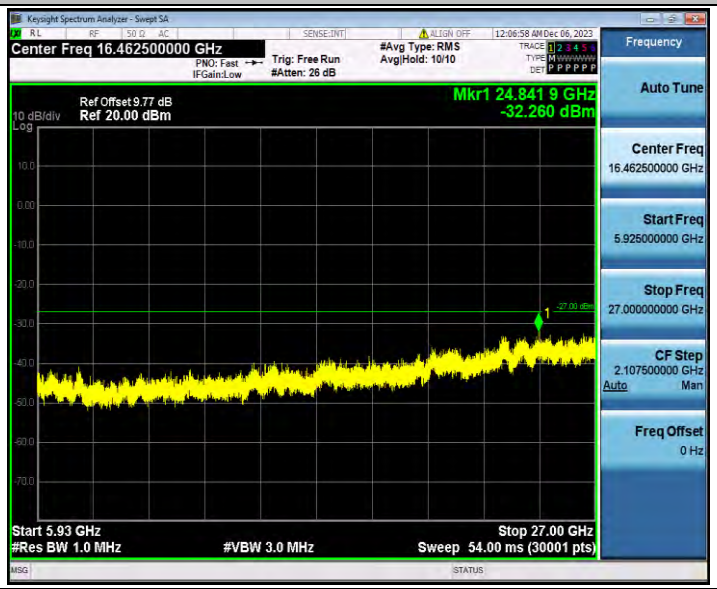

11N20SISO_Ant2_5825_5925~40000

11N40SISO_Ant2_5755_30~5650

11N40SISO_Ant2_5755_5925~40000

11N40SISO_Ant2_5795_30~5650
11N40SISO_Ant2_5795_5925~40000
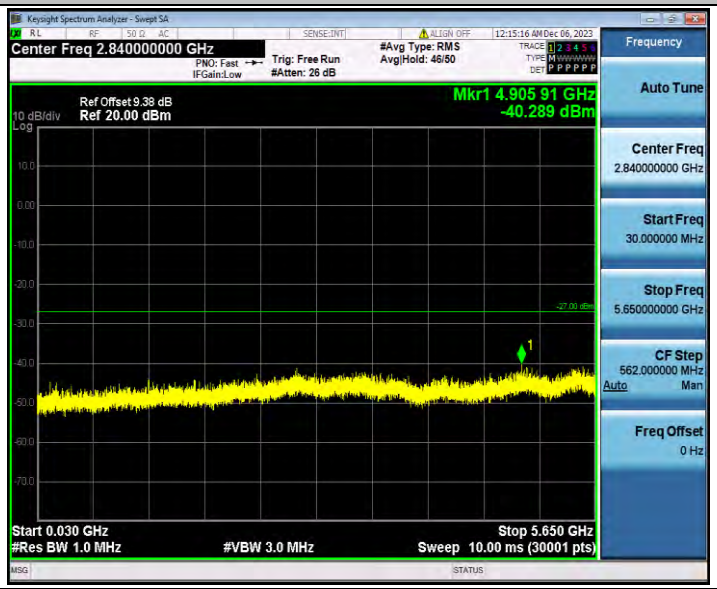
11AC20SISO_Ant2_5745_30~5650

11AC20SISO_Ant2_5745_5925~40000

11AC20SISO_Ant2_5785_30~5650

11AC20SISO_Ant2_5785_5925~40000

11AC20SISO_Ant2_5825_30~5650

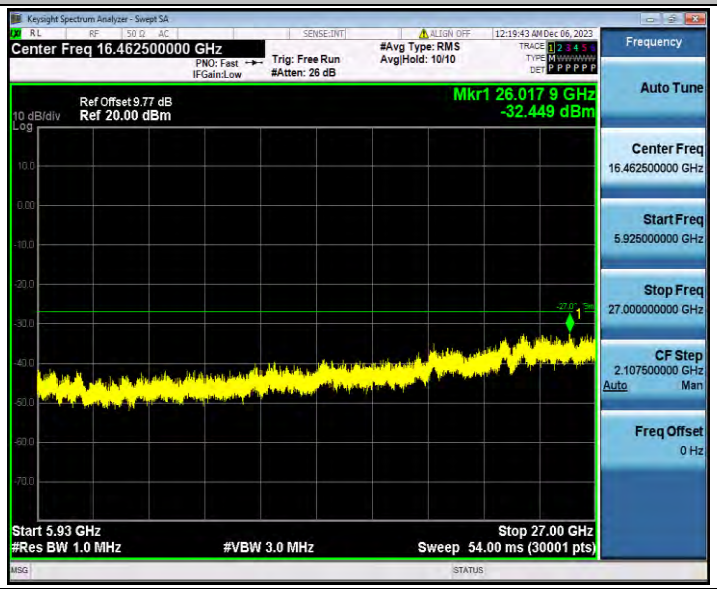

11AC20SISO_Ant2_5825_5925~40000

11AC40SISO_Ant2_5755_30~5650

11AC40SISO_Ant2_5755_5925~40000

11AC40SISO_Ant2_5795_30~5650

11AC40SISO_Ant2_5795_5925~40000

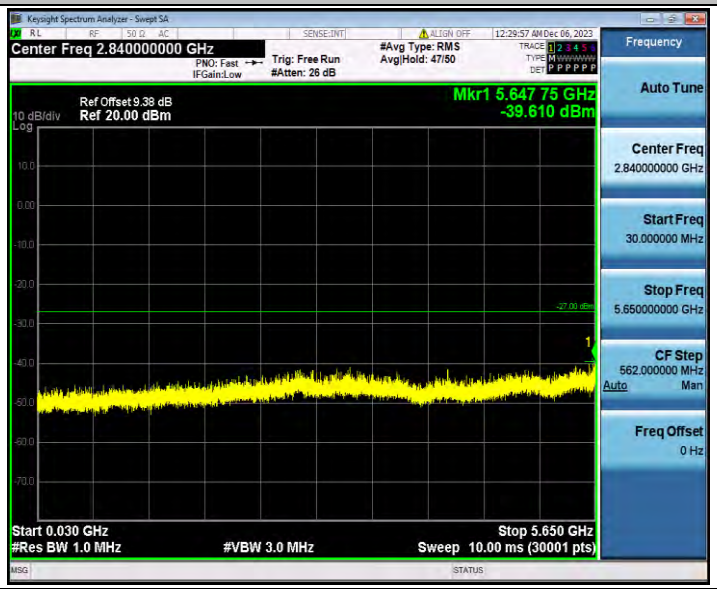

11AC80SISO_Ant2_5775_30~5650

11AC80SISO_Ant2_5775_5925~40000