Appendix A

Duty Cycle

Condition	Mode	Frequency (MHz)	Antenna	On Time (ms)	Period (ms)	Duty Cycle (%)	Correction Factor (dB)	1/T (kHz)	Final settingFor VBW (kHz)
NVNT	BLE 1M	2402	Ant1	0	0	100	0	0	1
NVNT	BLE 1M	2440	Ant1	0	0	100	0	0	1
NVNT	BLE 1M	2480	Ant1	0	0	100	0	0	1
NVNT	BLE 2M	2402	Ant1	0	0	100	0	0	1
NVNT	BLE 2M	2440	Ant1	0	0	100	0	0	1
NVNT	BLE 2M	2480	Ant1	0	0	100	0	0	1

Test Graphs

Duty Cycle NVNT BLE 1M 2402MHz Ant1

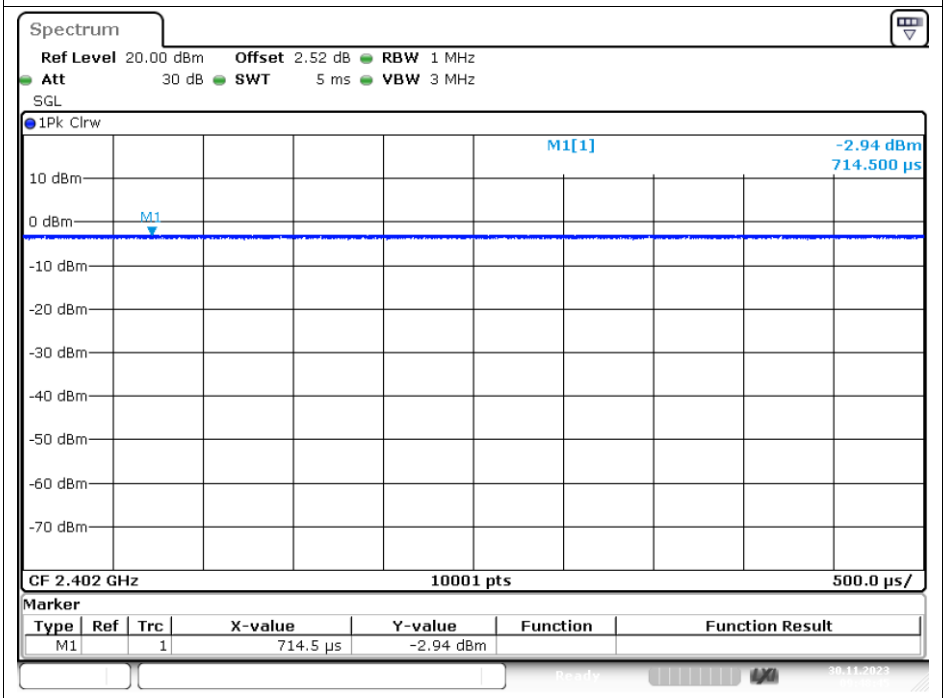

Date: 30.NOV.2023 09:48:45

Duty Cycle NVNT BLE 1M 2440MHz Ant1

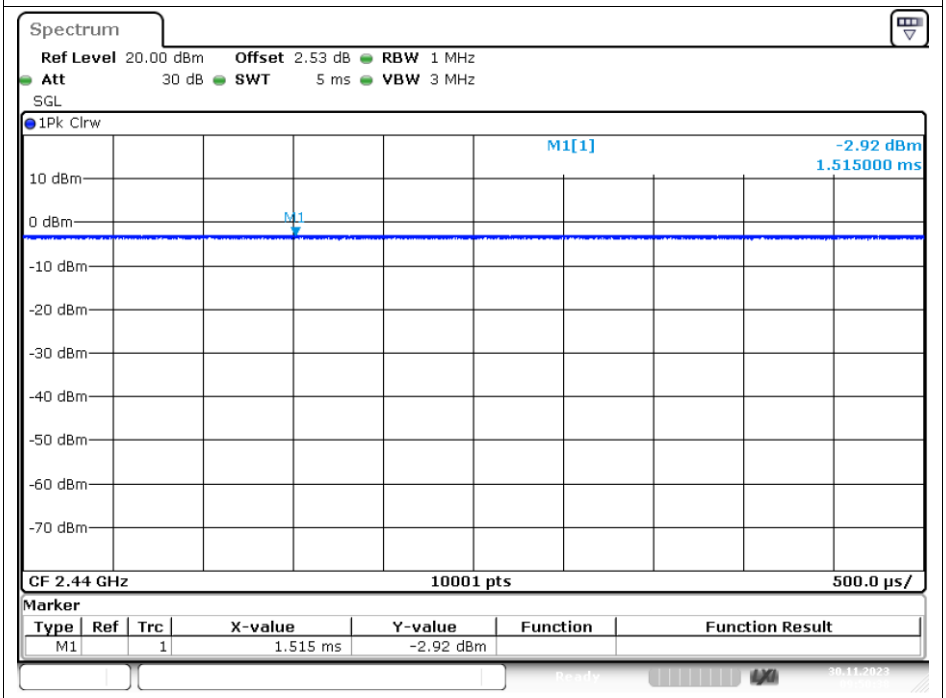

Date: 30.NOV.2023 09:50:39

Duty Cycle NVNT BLE 1M 2480MHz Ant1

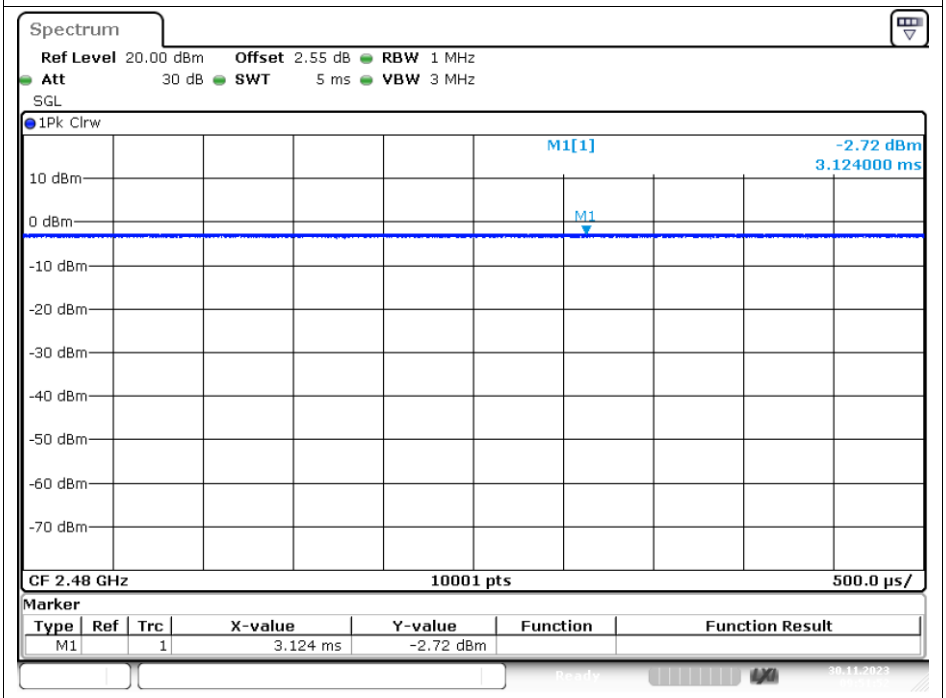

Date: 30.NOV.2023 09:51:51

Duty Cycle NVNT BLE 2M 2402MHz Ant1

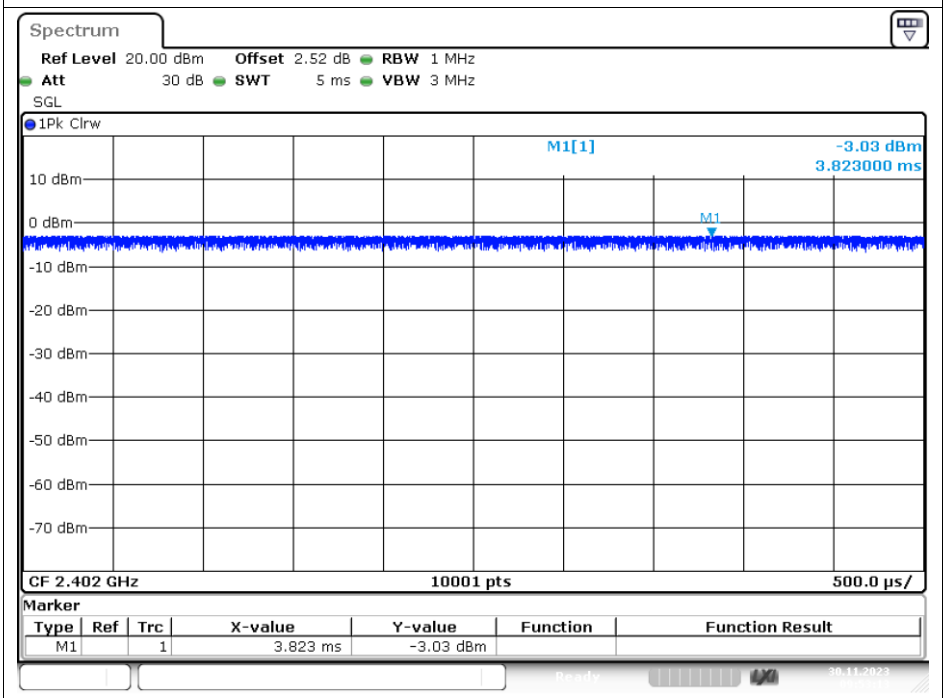

Date: 30.NOV.2023 09:53:13

Duty Cycle NVNT BLE 2M 2440MHz Ant1

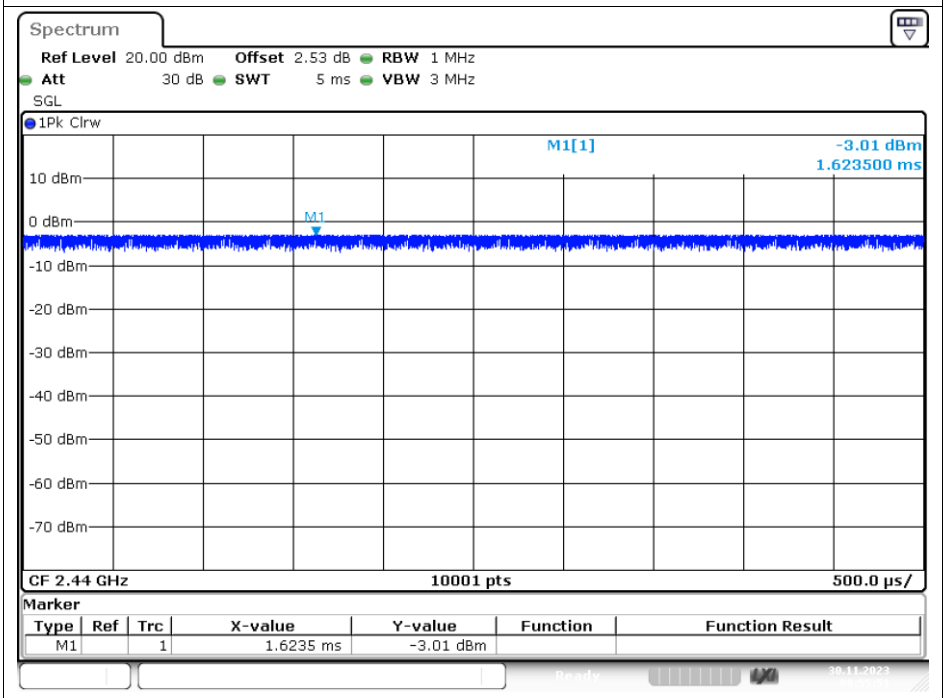

Date: 30.NOV.2023 09:55:51

Duty Cycle NVNT BLE 2M 2480MHz Ant1

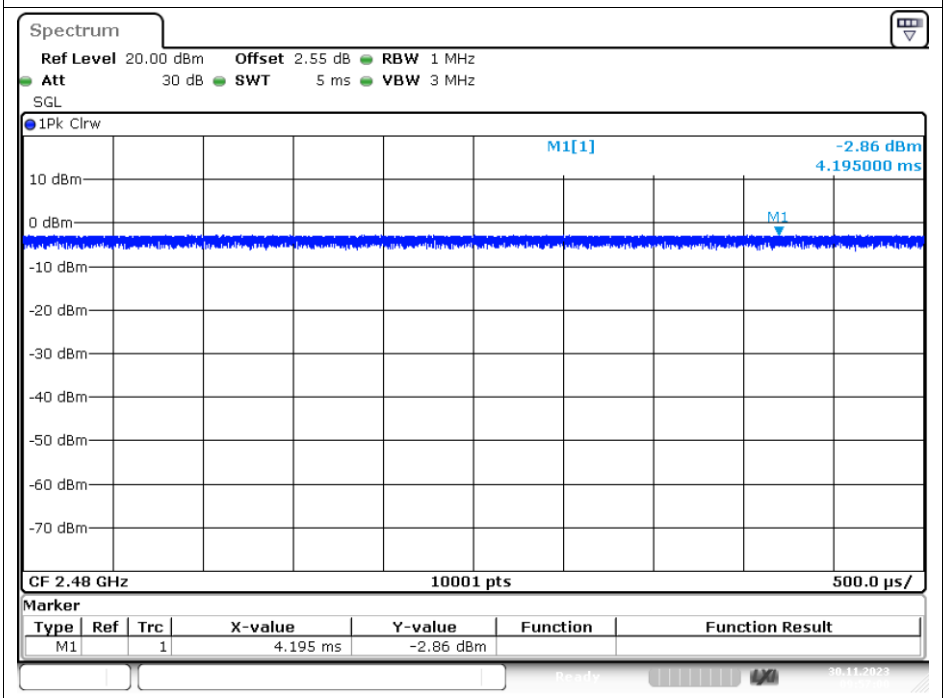

Date: 30.NOV.2023 09:57:00

Maximum Conducted Output Power

Condition	Mode	Frequency (MHz)	Antenna	Conducted Power (dBm)	Duty Factor (dB)	Total Power (dBm)	Limit (dBm)	Verdict
NVNT	BLE 1M	2402	Ant1	-2.79	0	-2.79	30	Pass
NVNT	BLE 1M	2440	Ant1	-2.78	0	-2.78	30	Pass
NVNT	BLE 1M	2480	Ant1	-2.57	0	-2.57	30	Pass
NVNT	BLE 2M	2402	Ant1	-2.81	0	-2.81	30	Pass
NVNT	BLE 2M	2440	Ant1	-2.81	0	-2.81	30	Pass
NVNT	BLE 2M	2480	Ant1	-2.61	0	-2.61	30	Pass

Test Graphs

Power NVNT BLE 1M 2402MHz Ant1

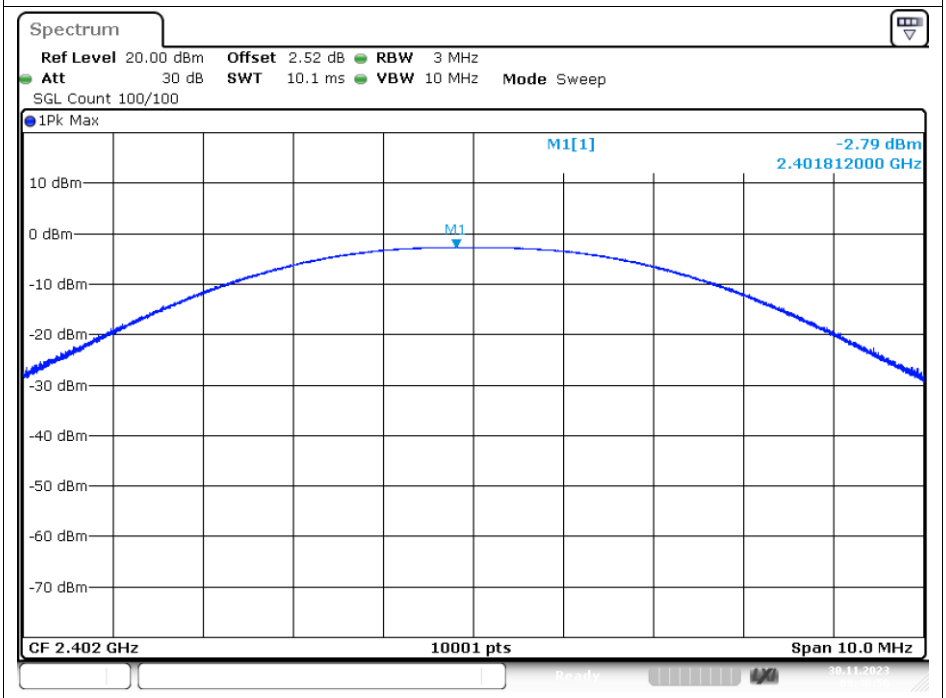

Date: 30.NOV.2023 09:48:56

Power NVNT BLE 1M 2440MHz Ant1

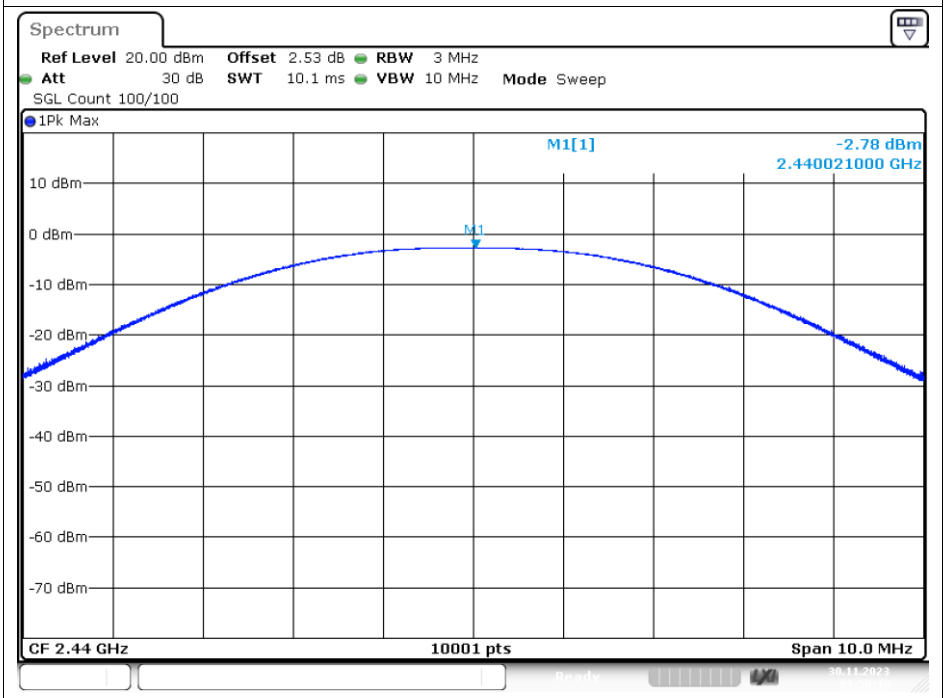

Date: 30.NOV.2023 09:50:46

Power NVNT BLE 1M 2480MHz Ant1

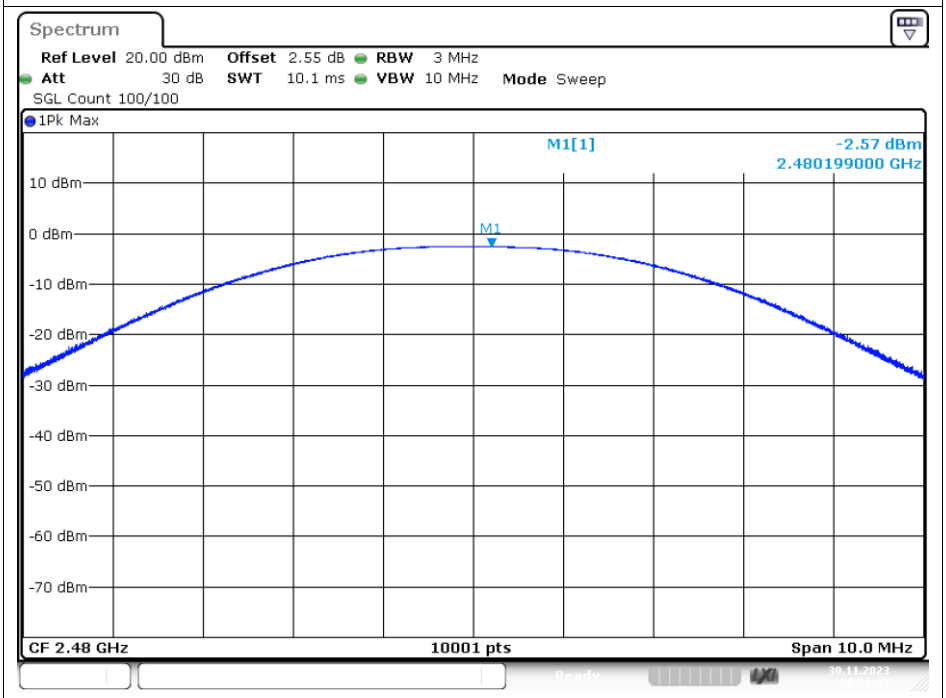

Date: 30.NOV.2023 09:51:59

Power NVNT BLE 2M 2402MHz Ant1

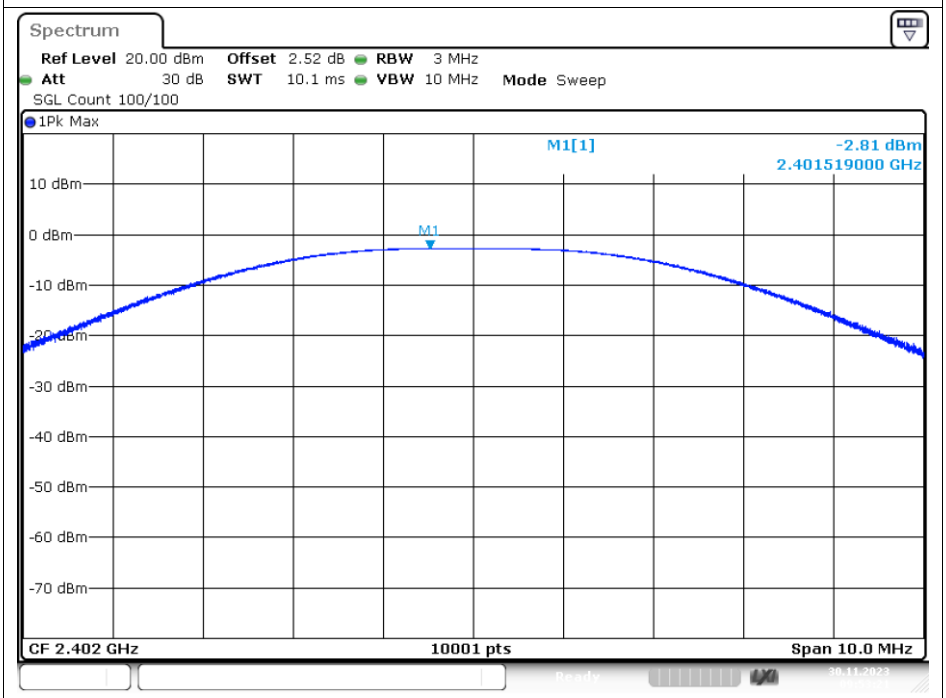

Date: 30.NOV.2023 09:53:21

Power NVNT BLE 2M 2440MHz Ant1

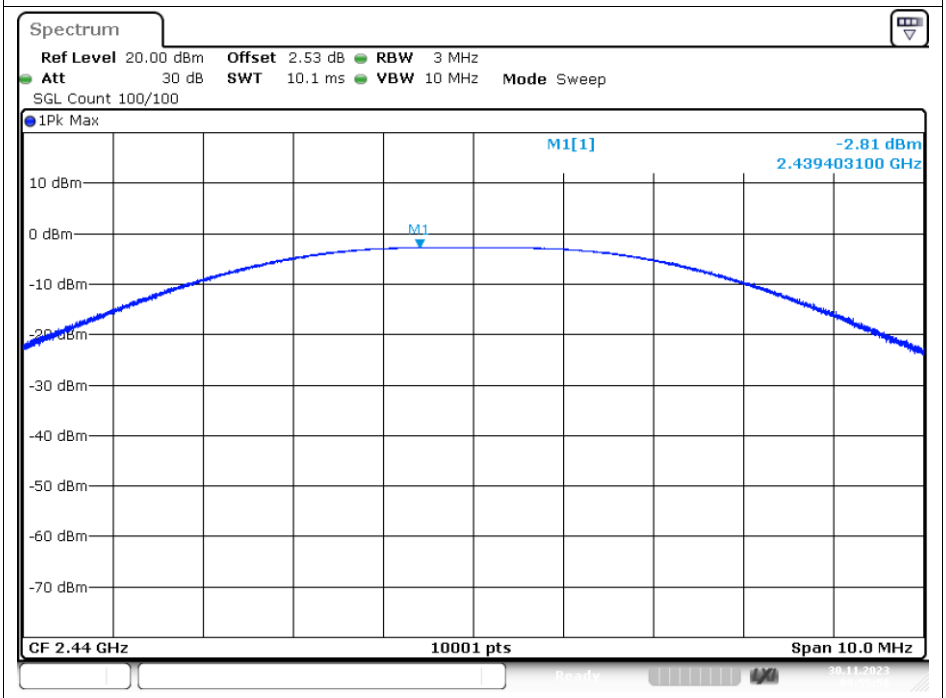

Date: 30.NOV.2023 09:55:58

Power NVNT BLE 2M 2480MHz Ant1

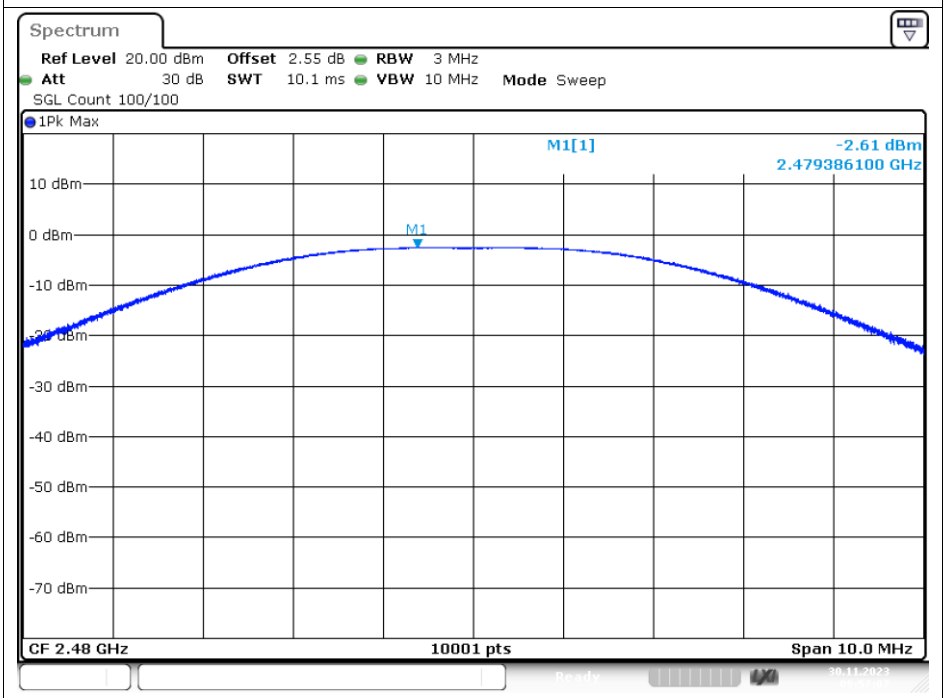

Date: 30.NOV.2023 09:57:07

-6dB Bandwidth

Condition	Mode	Frequency (MHz)	Antenna	-6 dB Bandwidth (MHz)	Limit -6 dB Bandwidth (MHz)	Verdict
NVNT	BLE 1M	2402	Ant1	0.673	0.5	Pass
NVNT	BLE 1M	2440	Ant1	0.673	0.5	Pass
NVNT	BLE 1M	2480	Ant1	0.679	0.5	Pass
NVNT	BLE 2M	2402	Ant1	1.268	0.5	Pass
NVNT	BLE 2M	2440	Ant1	1.271	0.5	Pass
NVNT	BLE 2M	2480	Ant1	1.277	0.5	Pass

Test Graphs

-6dB Bandwidth NVNT BLE 1M 2402MHz Ant1

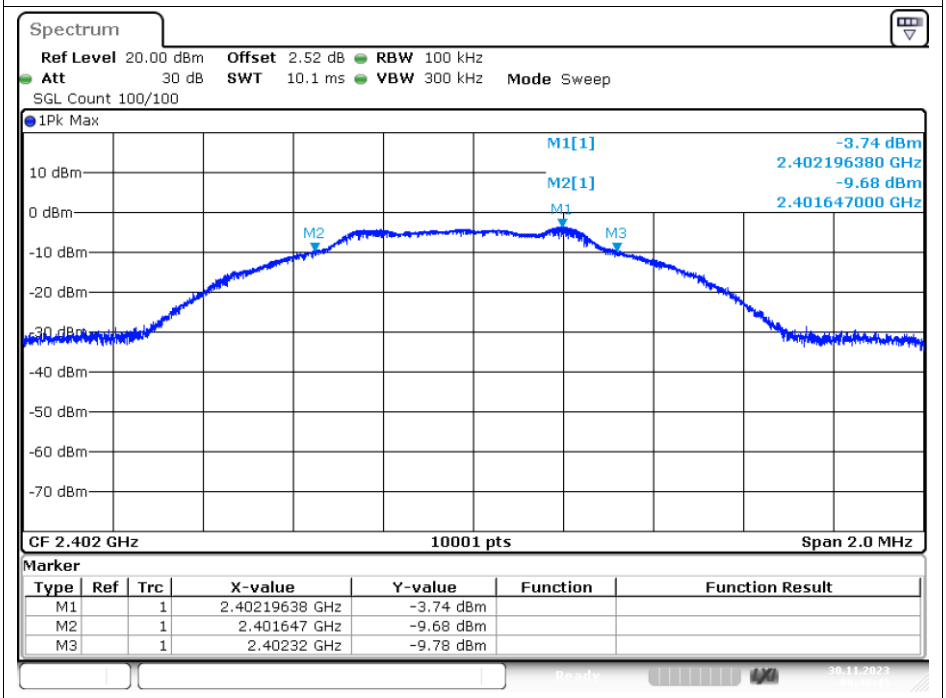

Date: 30.NOV.2023 09:49:43

-6dB Bandwidth NVNT BLE 1M 2440MHz Ant1

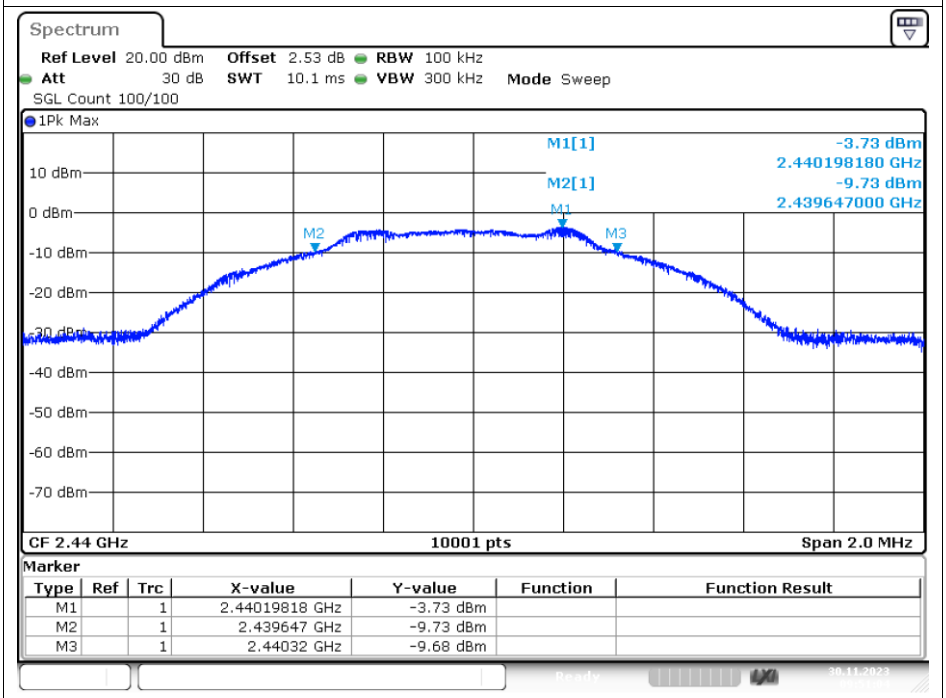

Date: 30.NOV.2023 09:51:04

-6dB Bandwidth NVNT BLE 1M 2480MHz Ant1

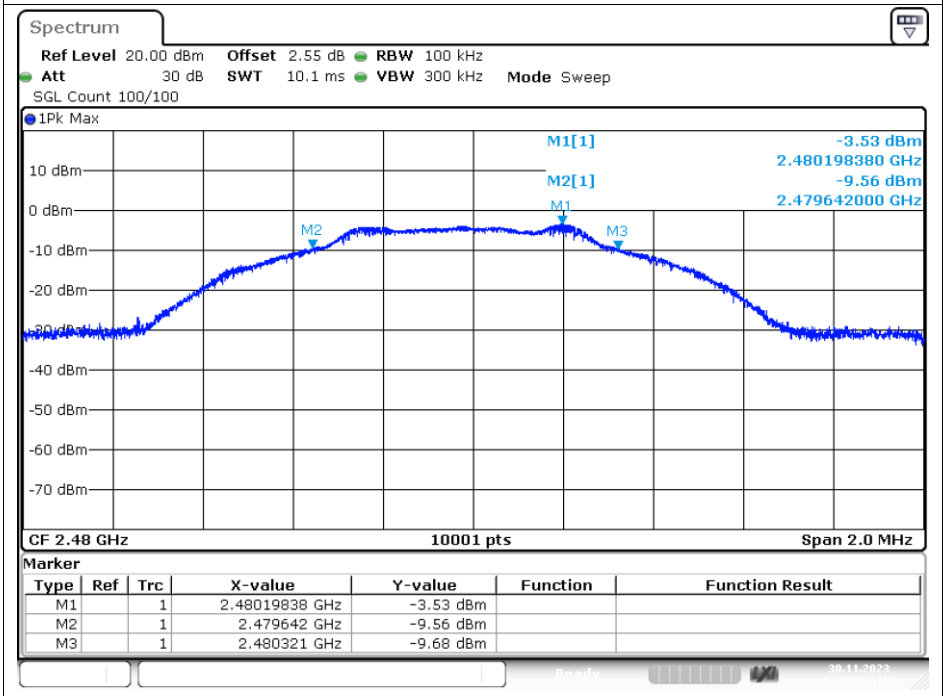

Marker

Type	Ref	Trc	X-value	Y-value	Function	Function Result
M1		1	2.48019838 GHz	-3.53 dBm		
M2		1	2.479642 GHz	-9.56 dBm		
M3		1	2.480321 GHz	-9.68 dBm		

Date: 30.NOV.2023 09:52:16

-6dB Bandwidth NVNT BLE 2M 2402MHz Ant1

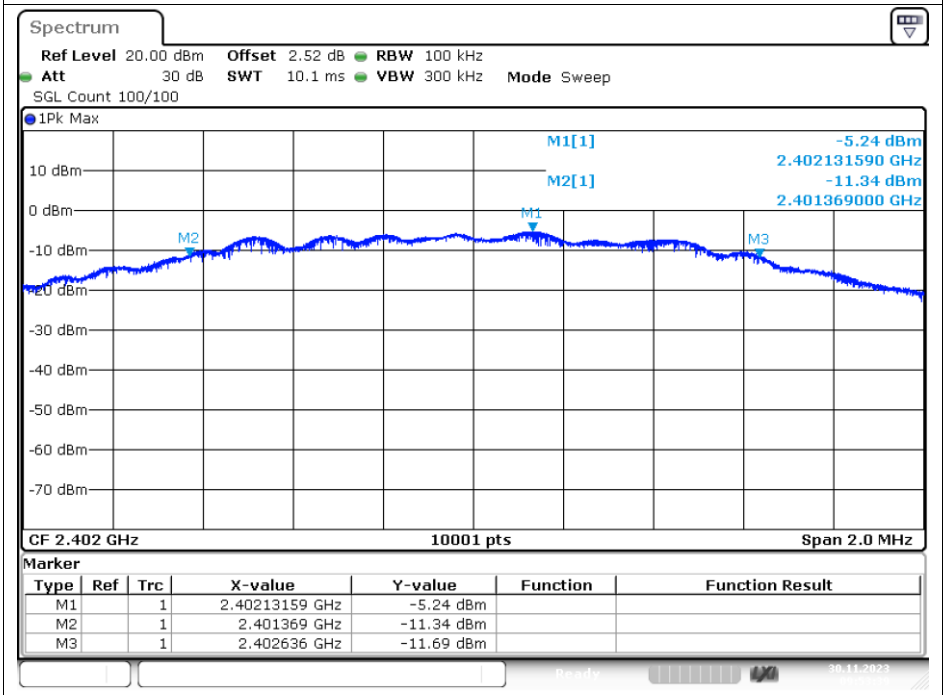

Marker

Type	Ref	Trc	X-value	Y-value	Function	Function Result
M1		1	2.40213159 GHz	-5.24 dBm		
M2		1	2.401369 GHz	-11.34 dBm		
M3		1	2.402636 GHz	-11.69 dBm		

Date: 30.NOV.2023 09:53:38

-6dB Bandwidth NVNT BLE 2M 2440MHz Ant1

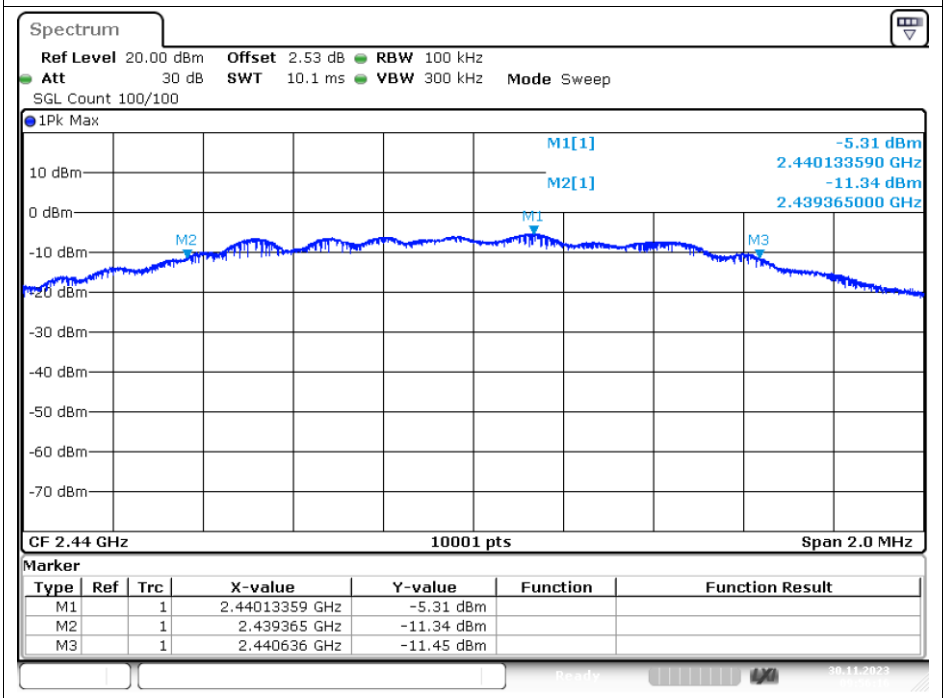

Marker

Type	Ref	Trc	X-value	Y-value	Function	Function Result
M1		1	2.44013359 GHz	-5.31 dBm		
M2		1	2.439365 GHz	-11.34 dBm		
M3		1	2.440636 GHz	-11.45 dBm		

Date: 30.NOV.2023 09:56:15

-6dB Bandwidth NVNT BLE 2M 2480MHz Ant1

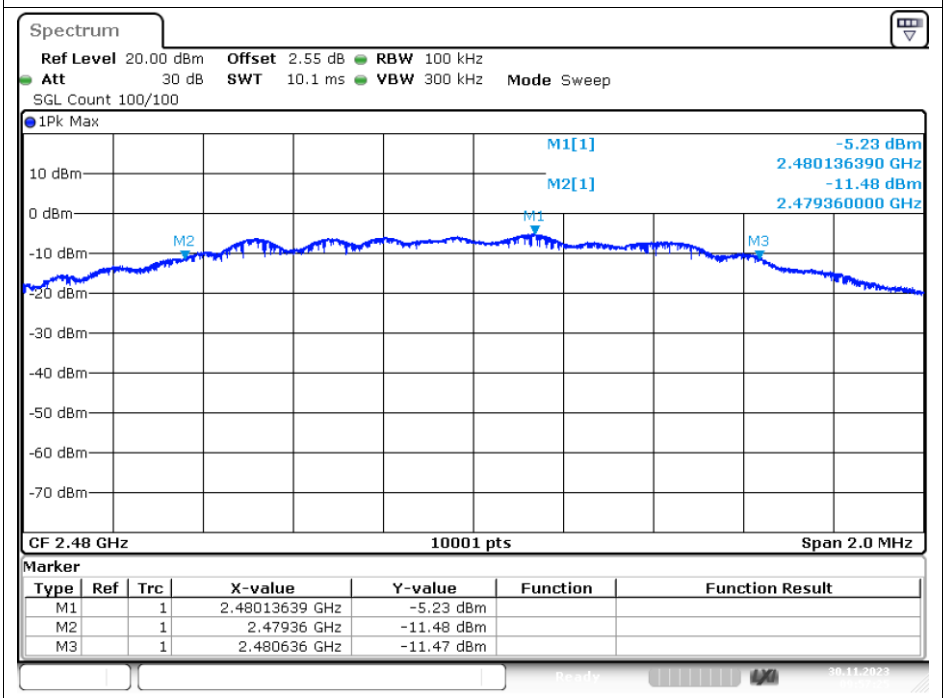

Marker

Type	Ref	Trc	X-value	Y-value	Function	Function Result
M1		1	2.48013639 GHz	-5.23 dBm		
M2		1	2.47936 GHz	-11.48 dBm		
M3		1	2.480636 GHz	-11.47 dBm		

Date: 30.NOV.2023 09:57:24

Occupied Channel Bandwidth

Condition	Mode	Frequency (MHz)	Antenna	99% OBW (MHz)
NVNT	BLE 1M	2402	Ant1	1.101
NVNT	BLE 1M	2440	Ant1	1.102
NVNT	BLE 1M	2480	Ant1	1.117
NVNT	BLE 2M	2402	Ant1	2.06
NVNT	BLE 2M	2440	Ant1	2.082
NVNT	BLE 2M	2480	Ant1	2.114

Test Graphs

OBW NVNT BLE 1M 2402MHz Ant1

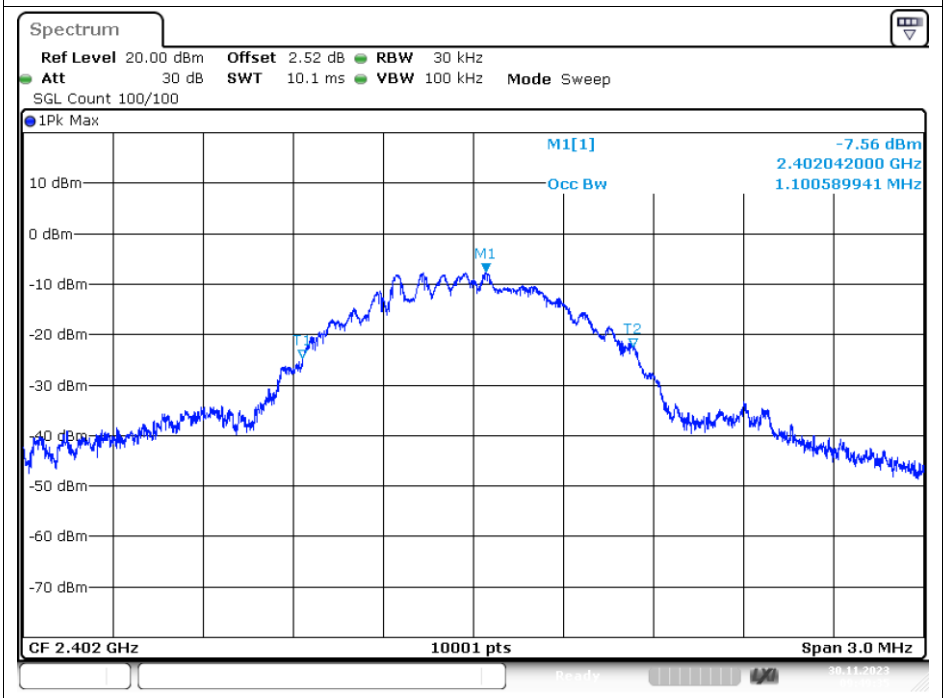

Date: 30.NOV.2023 09:49:35

OBW NVNT BLE 1M 2440MHz Ant1

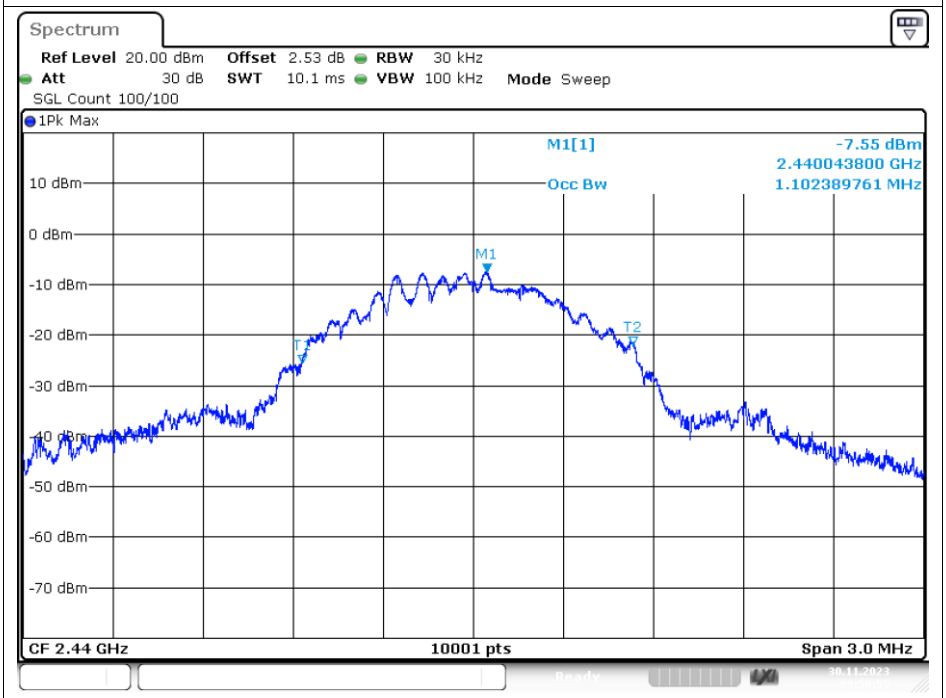

Date: 30.NOV.2023 09:50:55

OBW NVNT BLE 1M 2480MHz Ant1

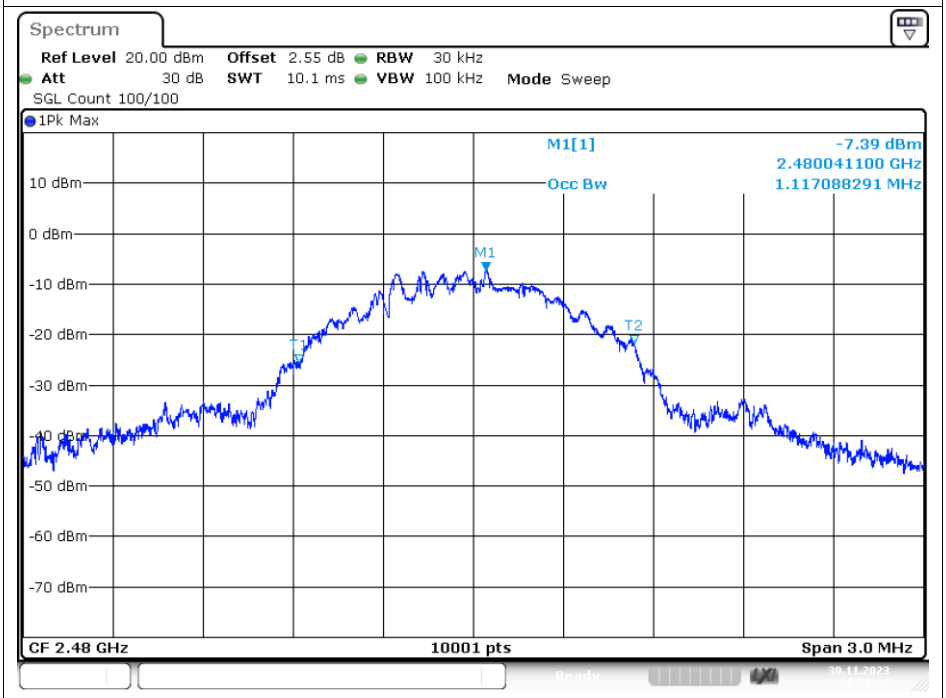

Date: 30.NOV.2023 09:52:08

OBW NVNT BLE 2M 2402MHz Ant1

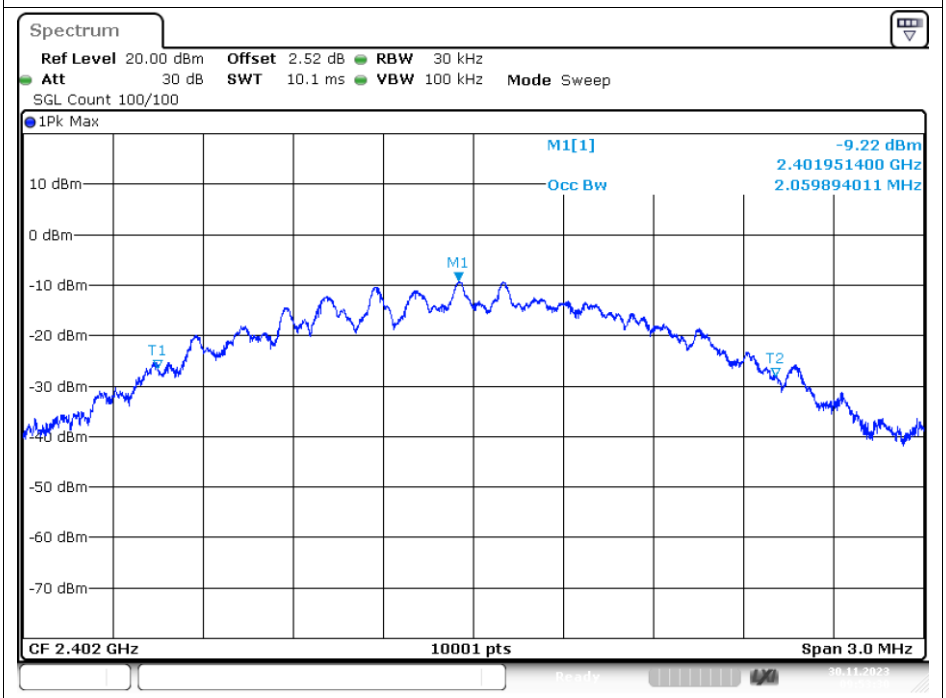

Date: 30.NOV.2023 09:53:30

OBW NVNT BLE 2M 2440MHz Ant1

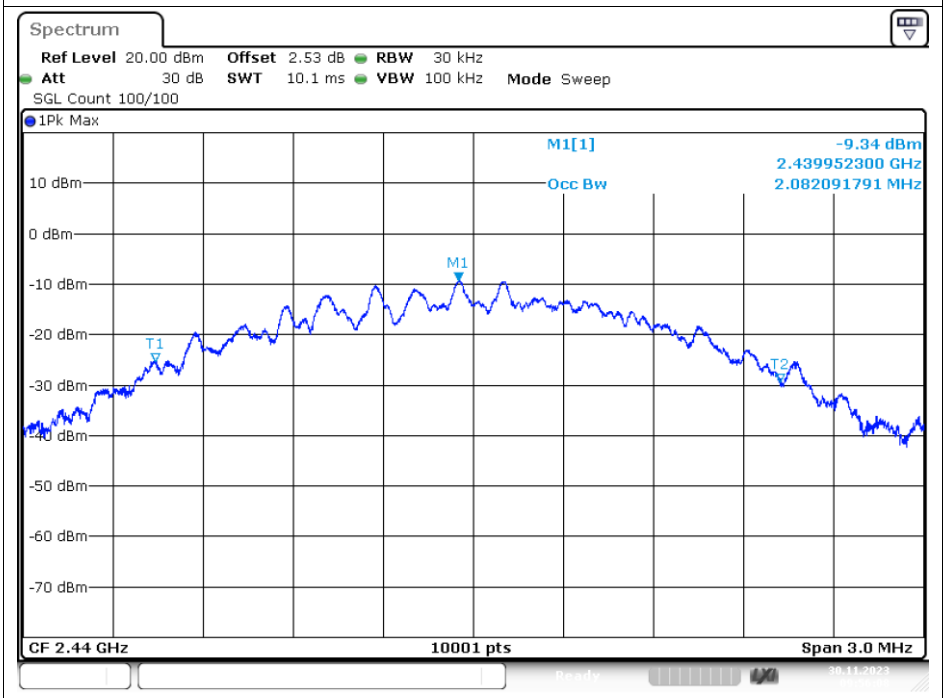

Date: 30.NOV.2023 09:56:08

OBW NVNT BLE 2M 2480MHz Ant1

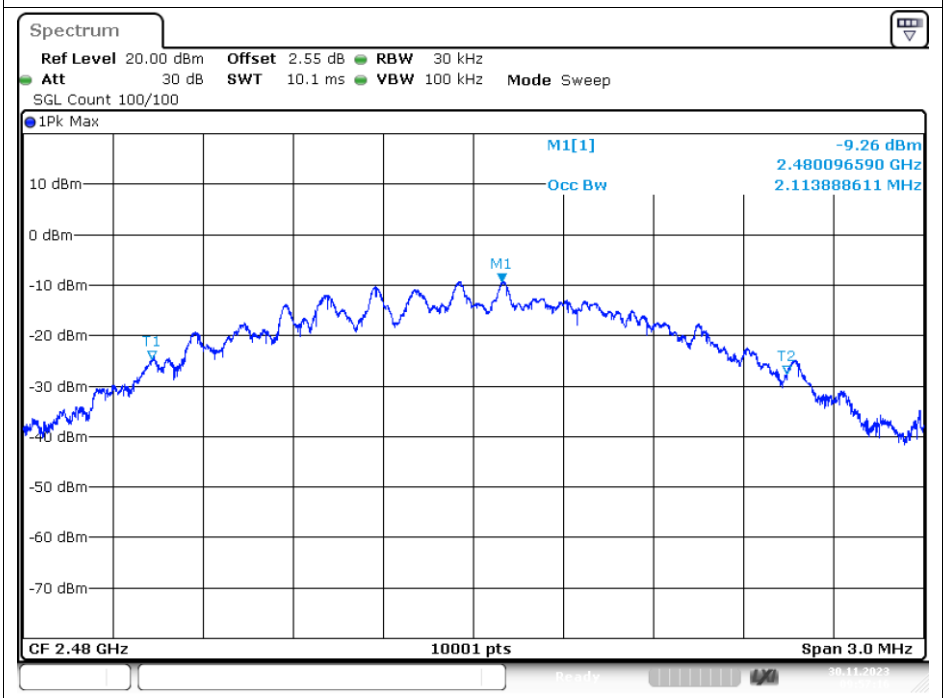

Date: 30.NOV.2023 09:57:16

Maximum Power Spectral Density Level

Condition	Mode	Frequency (MHz)	Antenna	Conducted PSD (dBm/3kHz)	Duty Factor (dB)	Total PSD (dBm/3kHz)	Limit (dBm/3kHz)	Verdict
NVNT	BLE 1M	2402	Ant1	-16.75	0	-16.75	8	Pass
NVNT	BLE 1M	2440	Ant1	-16.97	0	-16.97	8	Pass
NVNT	BLE 1M	2480	Ant1	-17.14	0	-17.14	8	Pass
NVNT	BLE 2M	2402	Ant1	-20.06	0	-20.06	8	Pass
NVNT	BLE 2M	2440	Ant1	-20.02	0	-20.02	8	Pass
NVNT	BLE 2M	2480	Ant1	-19.9	0	-19.9	8	Pass

Test Graphs

PSD NVNT BLE 1M 2402MHz Ant1

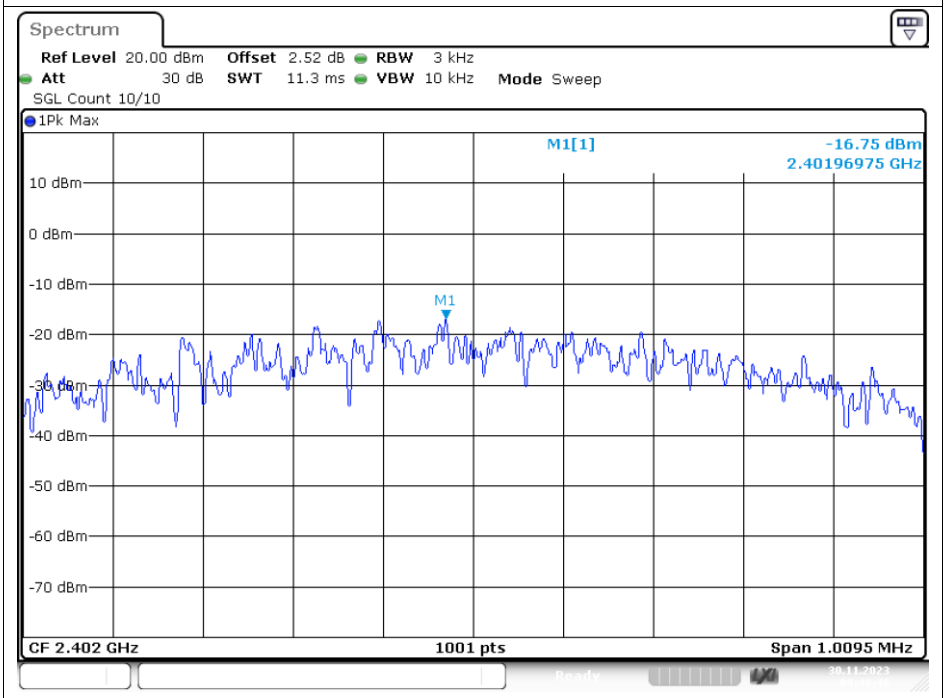

Date: 30.NOV.2023 09:49:48

PSD NVNT BLE 1M 2440MHz Ant1

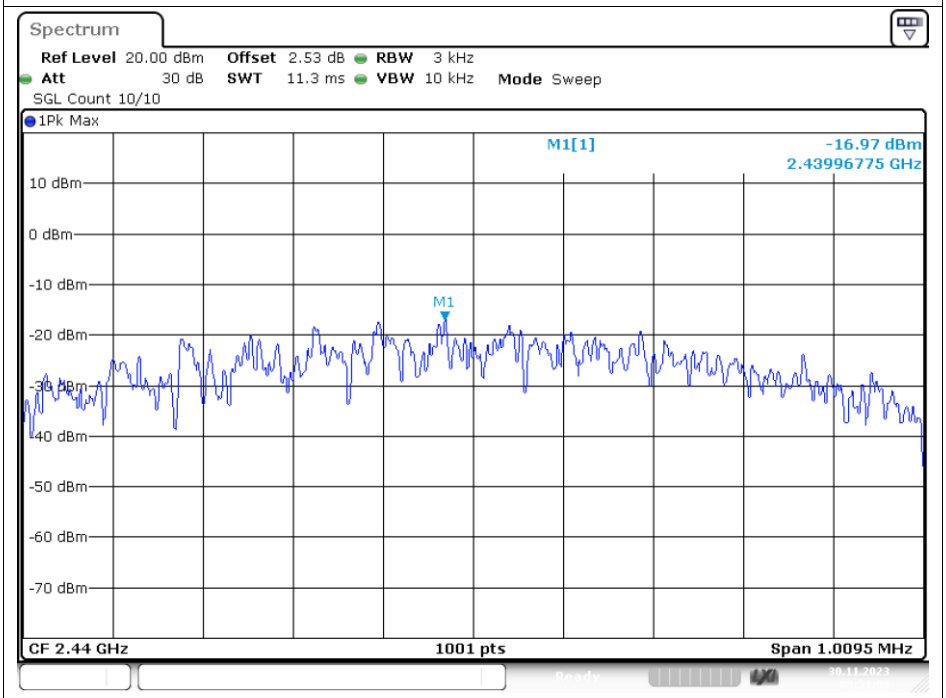

Date: 30.NOV.2023 09:51:09

PSD NVNT BLE 1M 2480MHz Ant1

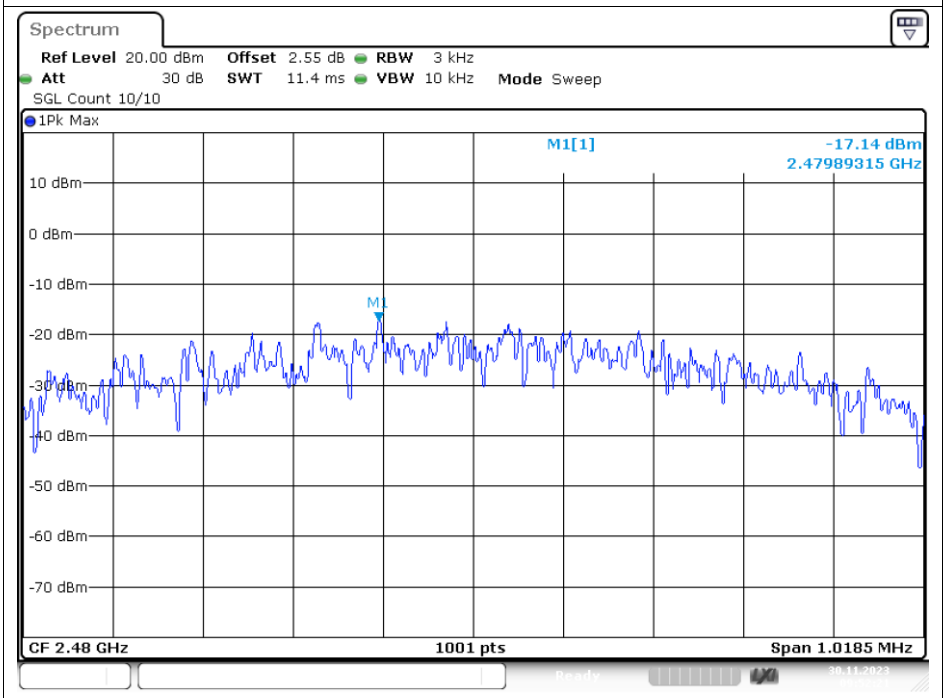

Date: 30.NOV.2023 09:52:21

PSD NVNT BLE 2M 2402MHz Ant1

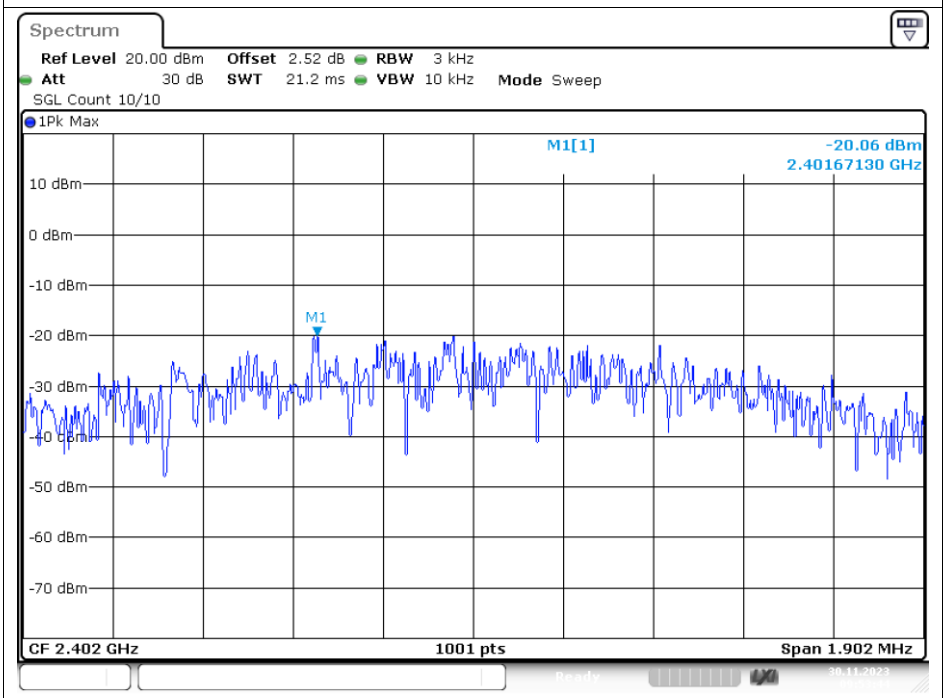

Date: 30.NOV.2023 09:53:44

PSD NVNT BLE 2M 2440MHz Ant1

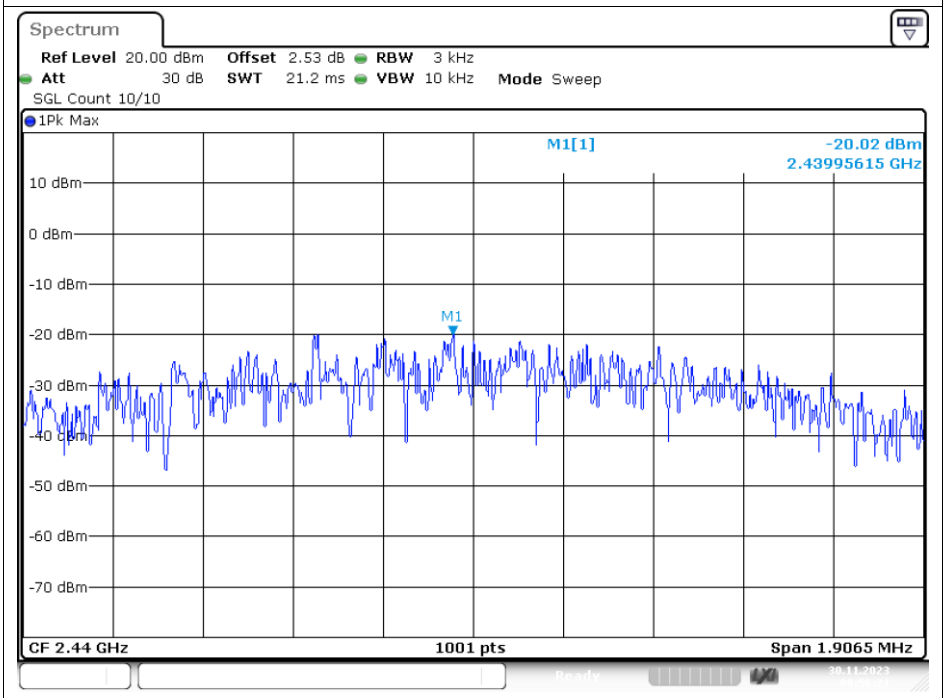

Date: 30.NOV.2023 09:56:20

PSD NVNT BLE 2M 2480MHz Ant1

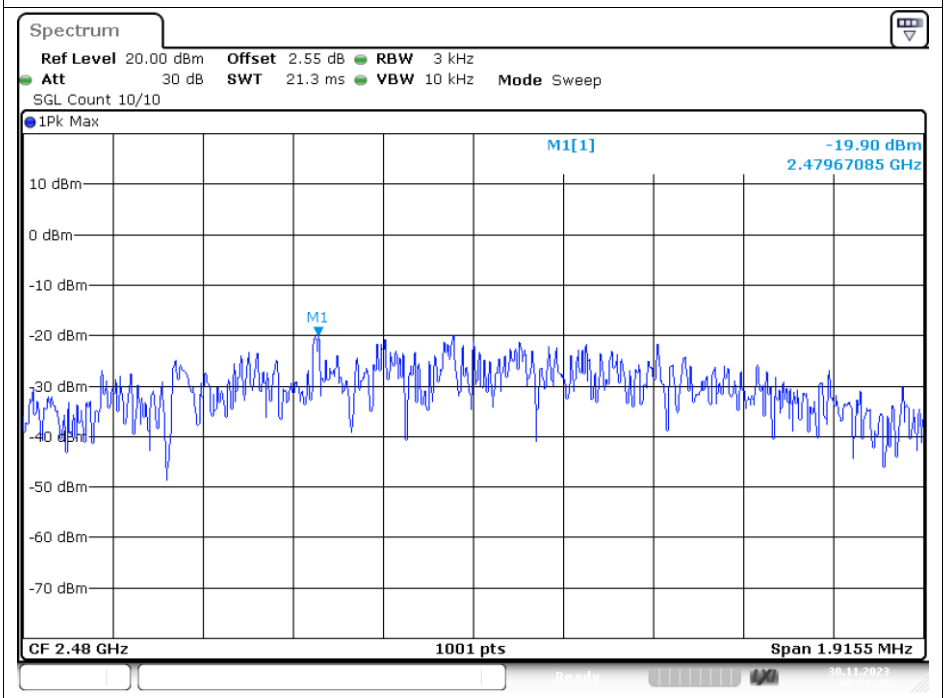

Date: 30.NOV.2023 09:57:29

Band Edge

Condition	Mode	Frequency (MHz)	Antenna	Max Value (dBc)	Limit (dBc)	Verdict
NVNT	BLE 1M	2402	Ant1	-41.81	-20	Pass
NVNT	BLE 1M	2480	Ant1	-43.54	-20	Pass
NVNT	BLE 2M	2402	Ant1	-31.32	-20	Pass
NVNT	BLE 2M	2480	Ant1	-36.07	-20	Pass

Test Graphs

Band Edge NVNT BLE 1M 2402MHz Ant1 Ref

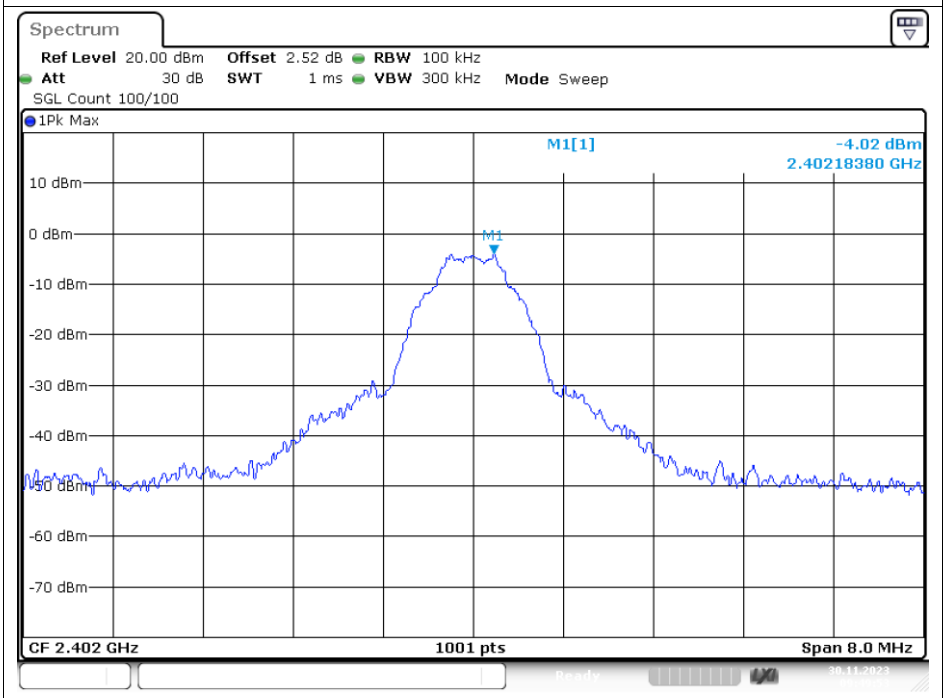

Date: 30.NOV.2023 09:49:53

Band Edge NVNT BLE 1M 2402MHz Ant1 Emission

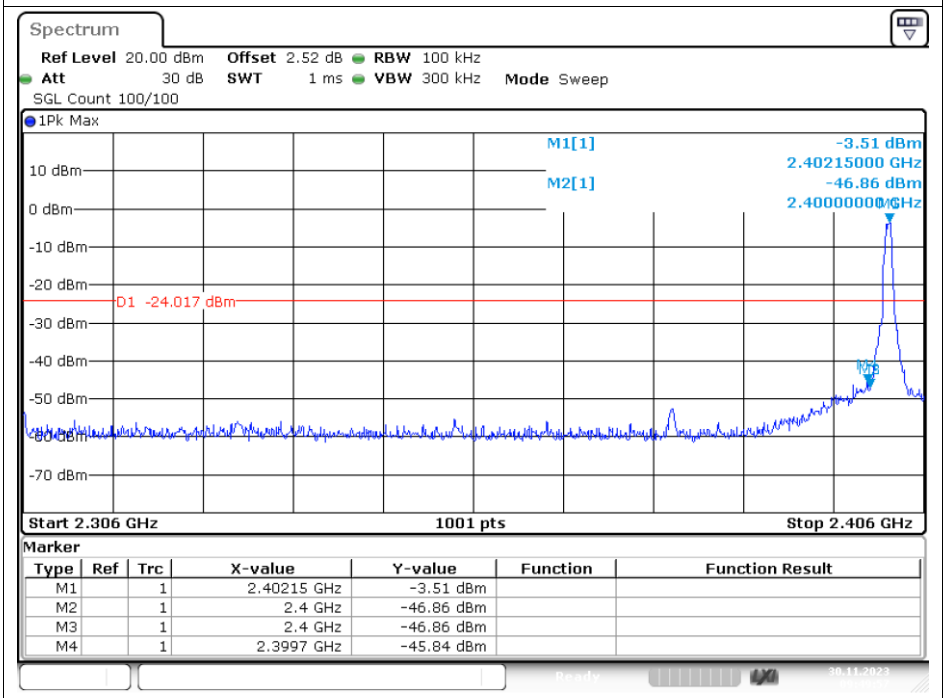

Marker

Type	Ref	Trc	X-value	Y-value	Function	Function Result
M1		1	2.40215 GHz	-3.51 dBm		
M2		1	2.4 GHz	-46.86 dBm		
M3		1	2.4 GHz	-46.86 dBm		
M4		1	2.3997 GHz	-45.84 dBm		

Date: 30.NOV.2023 09:49:56

Band Edge NVNT BLE 1M 2480MHz Ant1 Ref

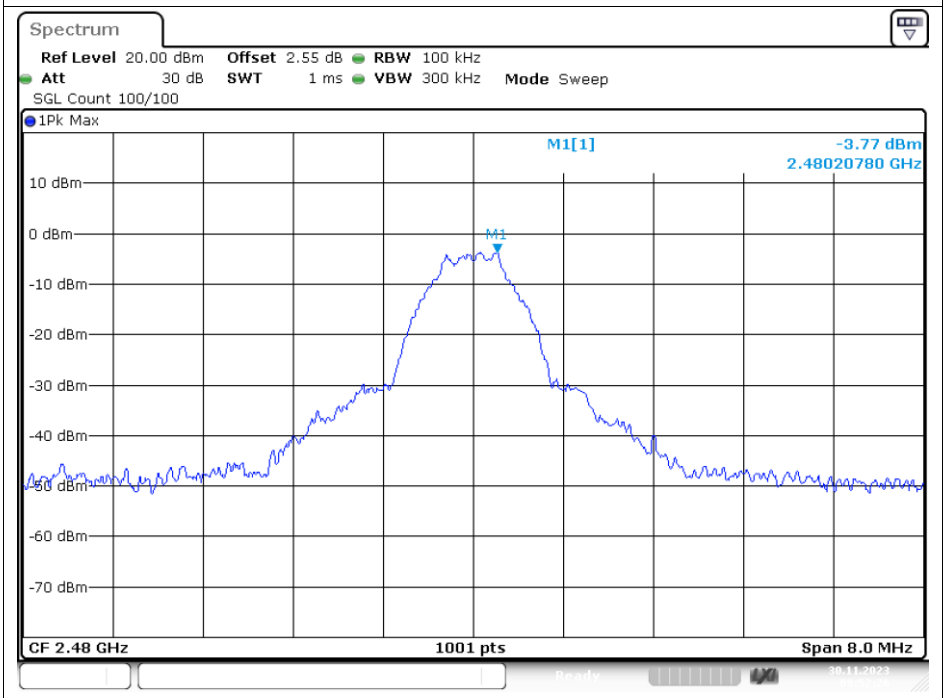

Date: 30.NOV.2023 09:52:25

Band Edge NVNT BLE 1M 2480MHz Ant1 Emission

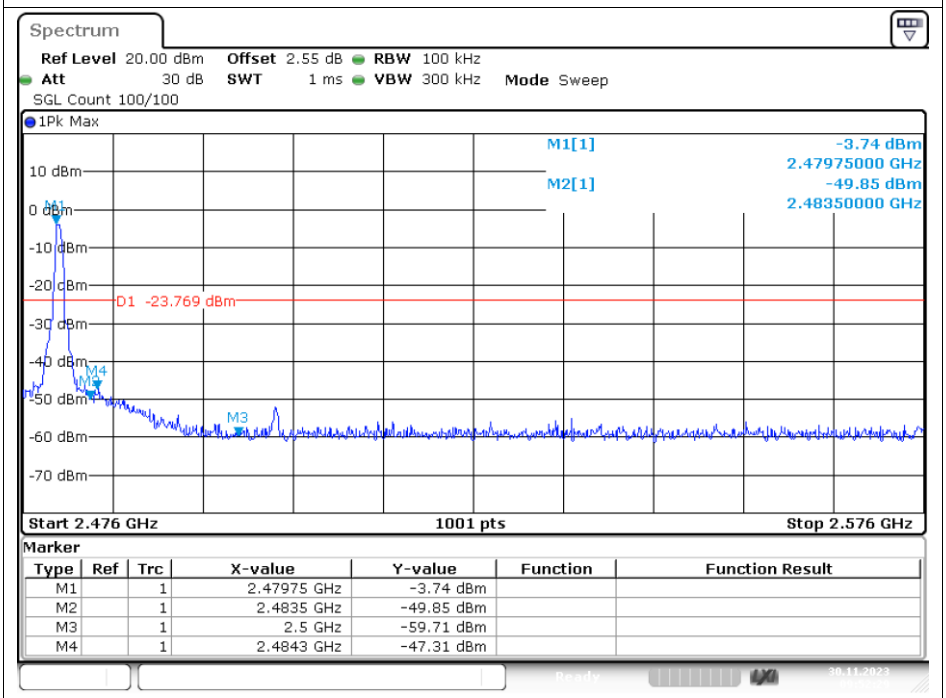

Marker

Type	Ref	Trc	X-value	Y-value	Function	Function Result
M1		1	2.47975 GHz	-3.74 dBm		
M2		1	2.4835 GHz	-49.85 dBm		
M3		1	2.5 GHz	-59.71 dBm		
M4		1	2.4843 GHz	-47.31 dBm		

Date: 30.NOV.2023 09:52:28

Band Edge NVNT BLE 2M 2402MHz Ant1 Ref

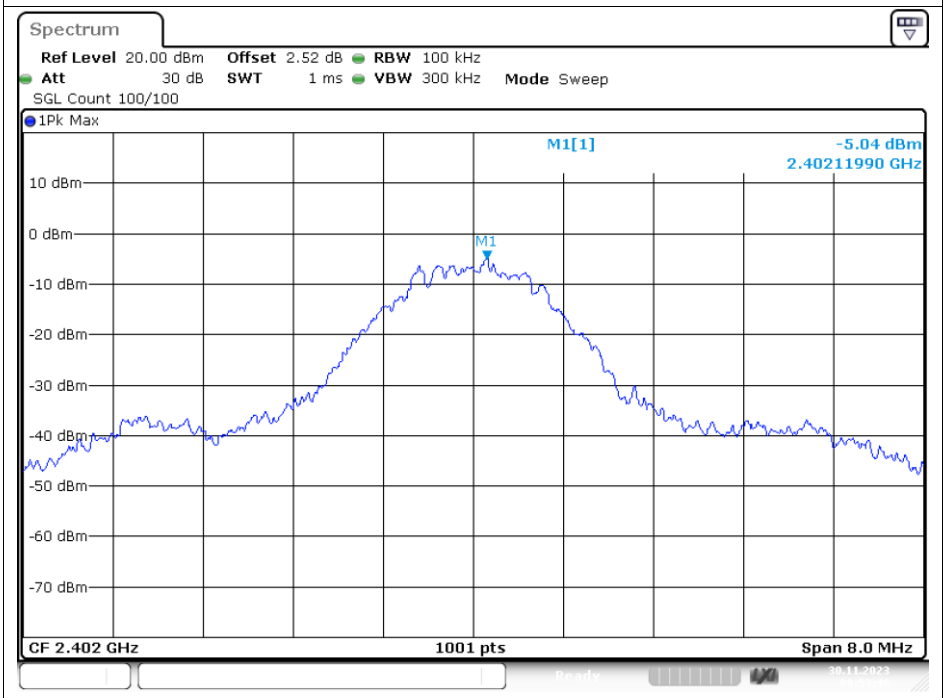

Date: 30.NOV.2023 09:53:48

Band Edge NVNT BLE 2M 2402MHz Ant1 Emission

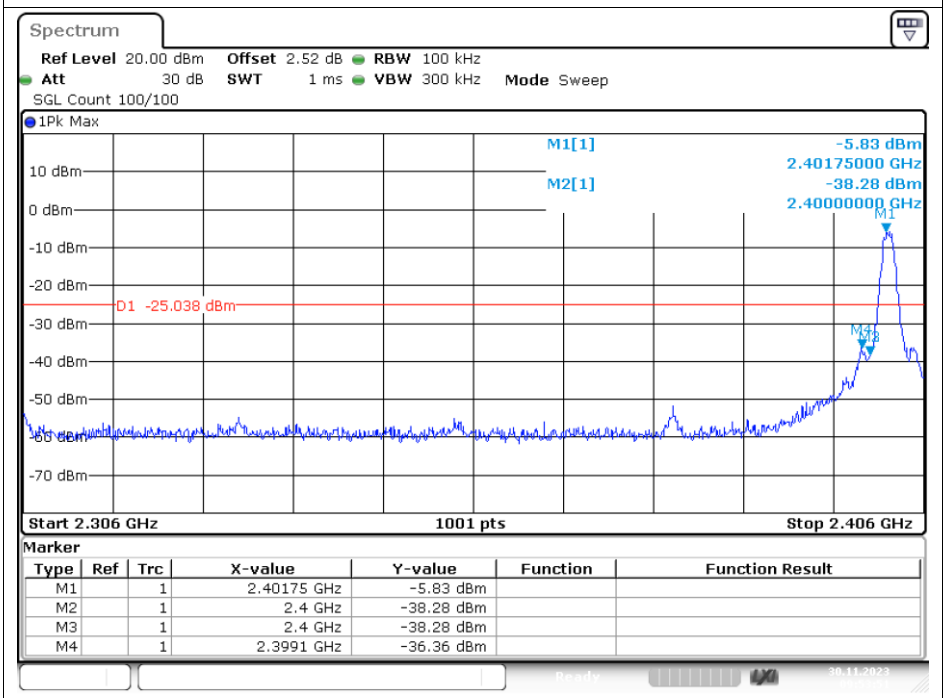

Date: 30.NOV.2023 09:53:51

Band Edge NVNT BLE 2M 2480MHz Ant1 Ref

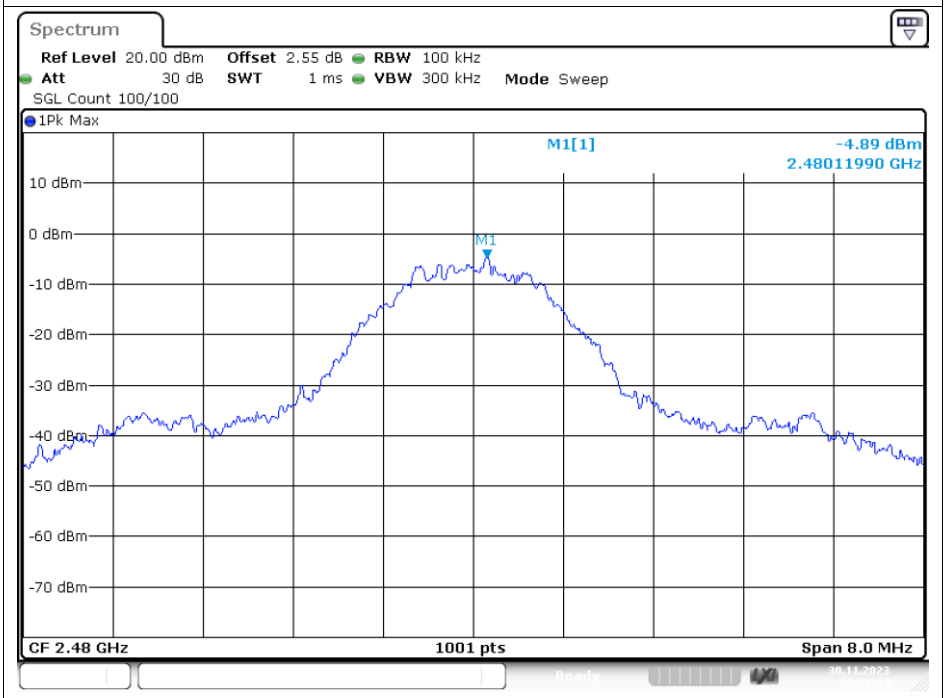

Date: 30.NOV.2023 09:57:33

Band Edge NVNT BLE 2M 2480MHz Ant1 Emission

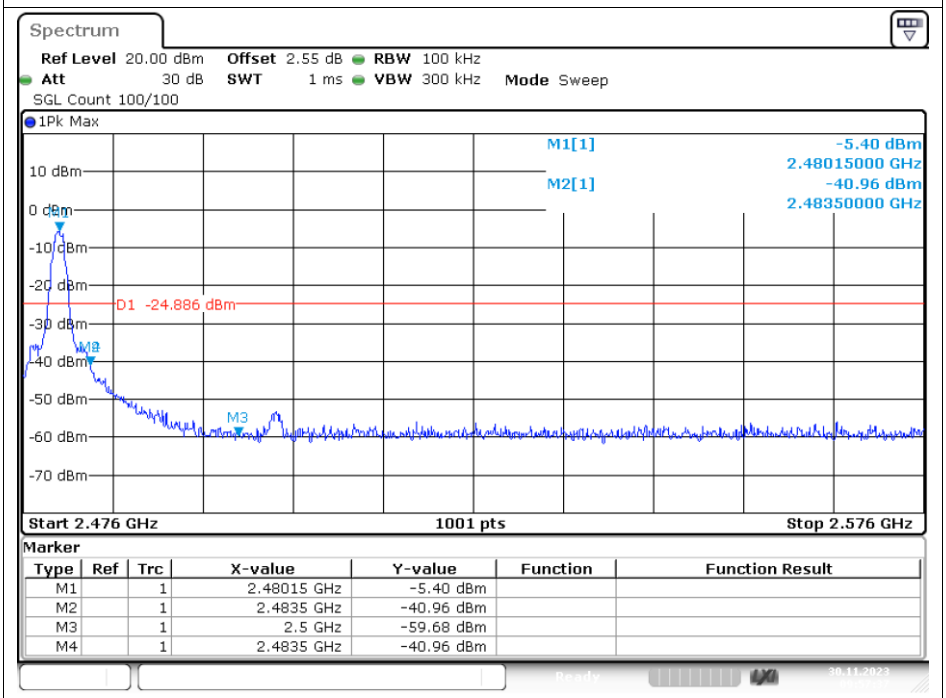

Marker

Type	Ref	Trc	X-value	Y-value	Function	Function Result
M1		1	2.48015 GHz	-5.40 dBm		
M2		1	2.4835 GHz	-40.96 dBm		
M3		1	2.5 GHz	-59.68 dBm		
M4		1	2.4835 GHz	-40.96 dBm		

Date: 30.NOV.2023 09:57:36

Conducted RF Spurious Emission

Condition	Mode	Frequency (MHz)	Antenna	Max Value (dBc)	Limit (dBc)	Verdict
NVNT	BLE 1M	2402	Ant1	-46.26	-20	Pass
NVNT	BLE 1M	2440	Ant1	-45.68	-20	Pass
NVNT	BLE 1M	2480	Ant1	-46.58	-20	Pass
NVNT	BLE 2M	2402	Ant1	-45.05	-20	Pass
NVNT	BLE 2M	2440	Ant1	-44.79	-20	Pass
NVNT	BLE 2M	2480	Ant1	-44.83	-20	Pass

Test Graphs

Tx. Spurious NVNT BLE 1M 2402MHz Ant1 Ref

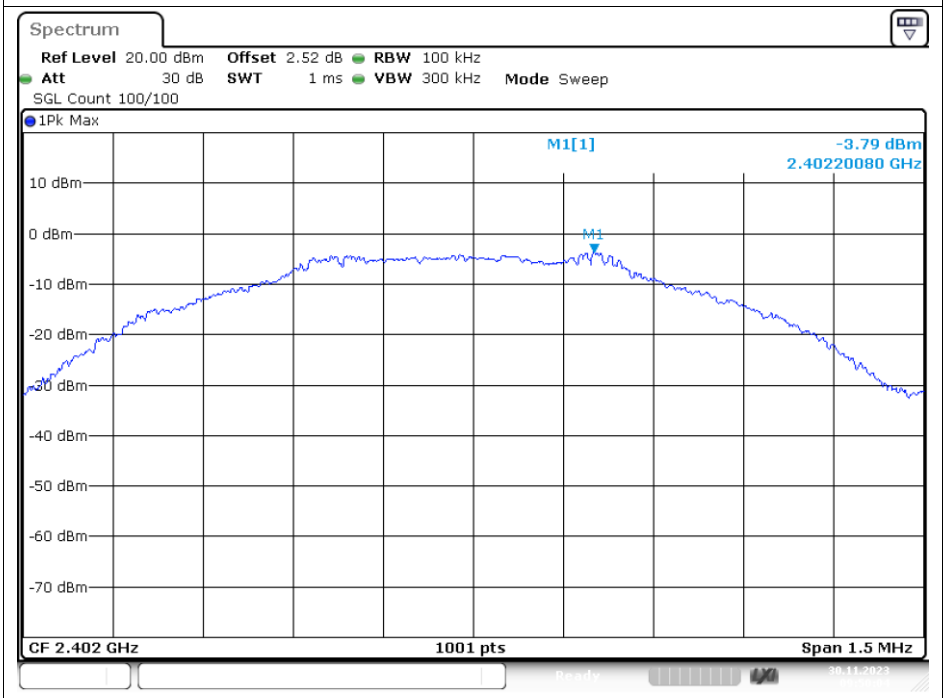

Date: 30.NOV.2023 09:50:04

Tx. Spurious NVNT BLE 1M 2402MHz Ant1 Emission

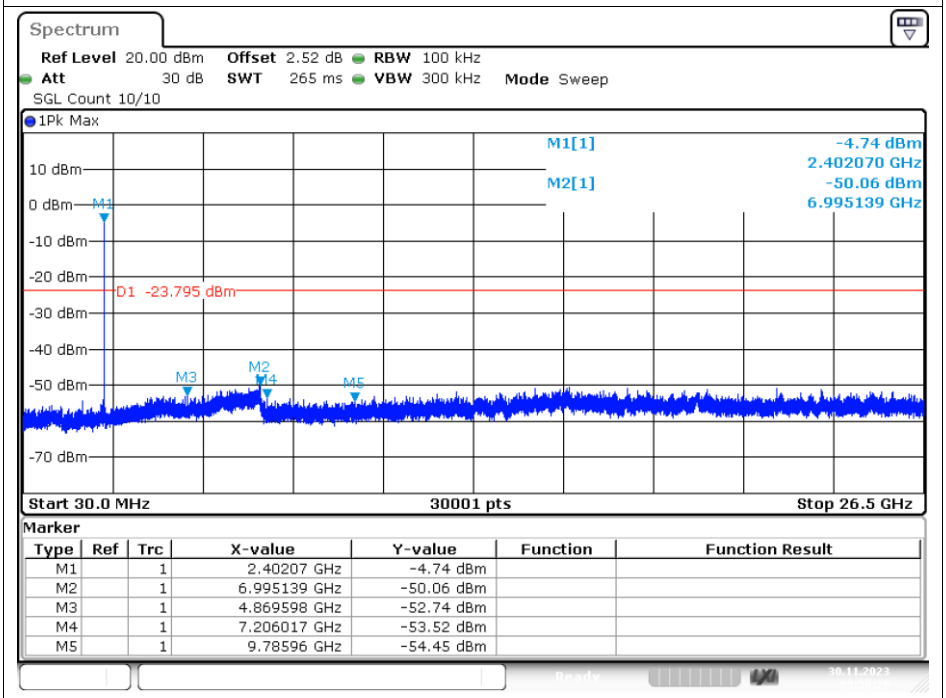

Marker

Type	Ref	Trc	X-value	Y-value	Function	Function Result
M1		1	2.40207 GHz	-4.74 dBm		
M2		1	6.995139 GHz	-50.06 dBm		
M3		1	4.869598 GHz	-52.74 dBm		
M4		1	7.206017 GHz	-53.52 dBm		
M5		1	9.78596 GHz	-54.45 dBm		

Date: 30.NOV.2023 09:50:20

Tx. Spurious NVNT BLE 1M 2440MHz Ant1 Ref

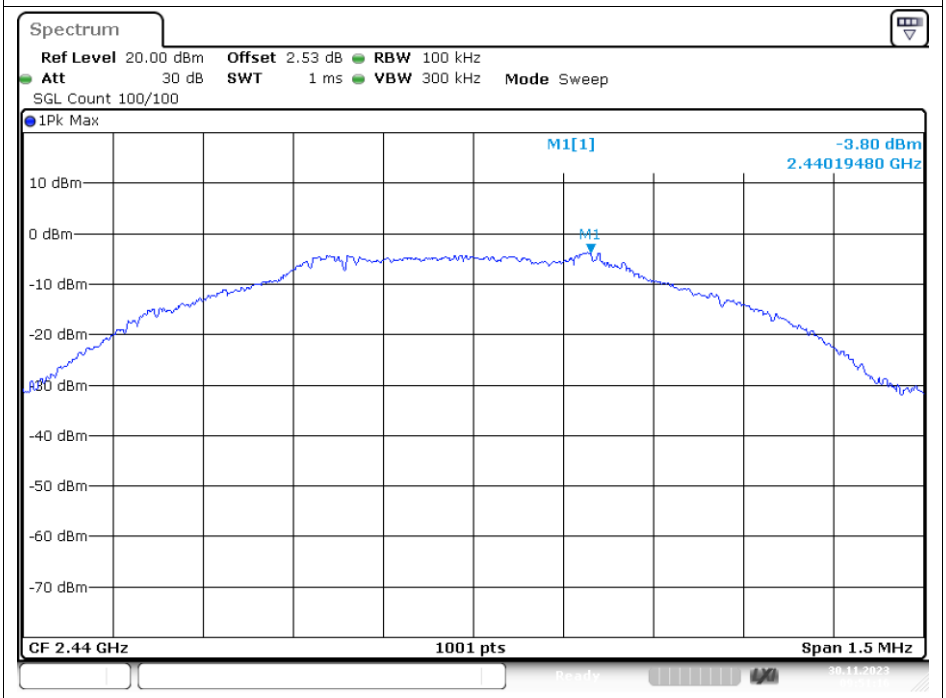

Date: 30.NOV.2023 09:51:16

Tx. Spurious NVNT BLE 1M 2440MHz Ant1 Emission

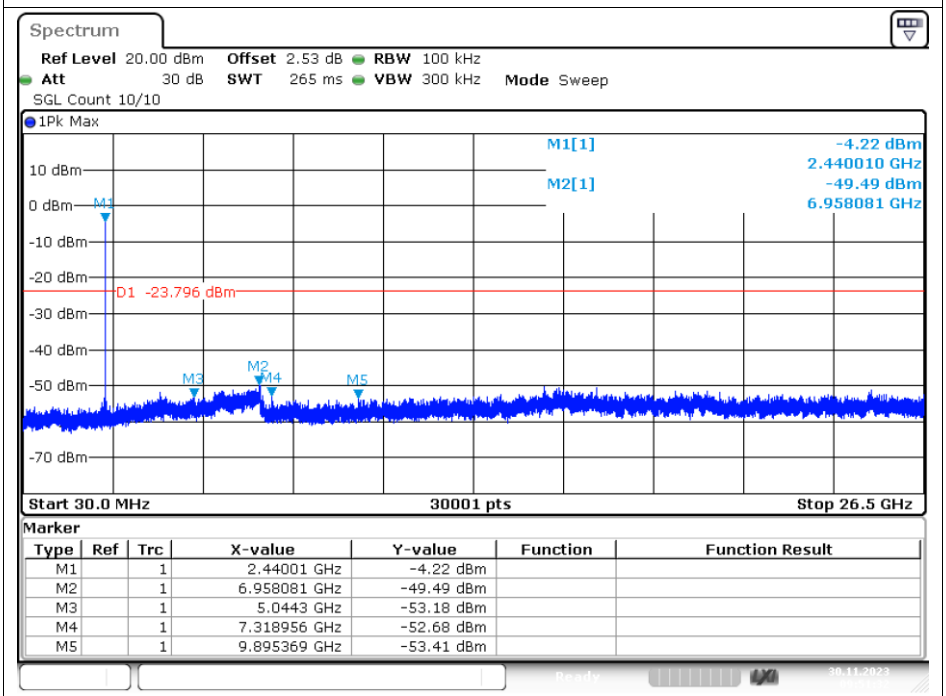

Marker

Type	Ref	Trc	X-value	Y-value	Function	Function Result
M1		1	2.44001 GHz	-4.22 dBm		
M2		1	6.958081 GHz	-49.49 dBm		
M3		1	5.0443 GHz	-53.18 dBm		
M4		1	7.318956 GHz	-52.68 dBm		
M5		1	9.895369 GHz	-53.41 dBm		

Date: 30.NOV.2023 09:51:32

Tx. Spurious NVNT BLE 1M 2480MHz Ant1 Ref

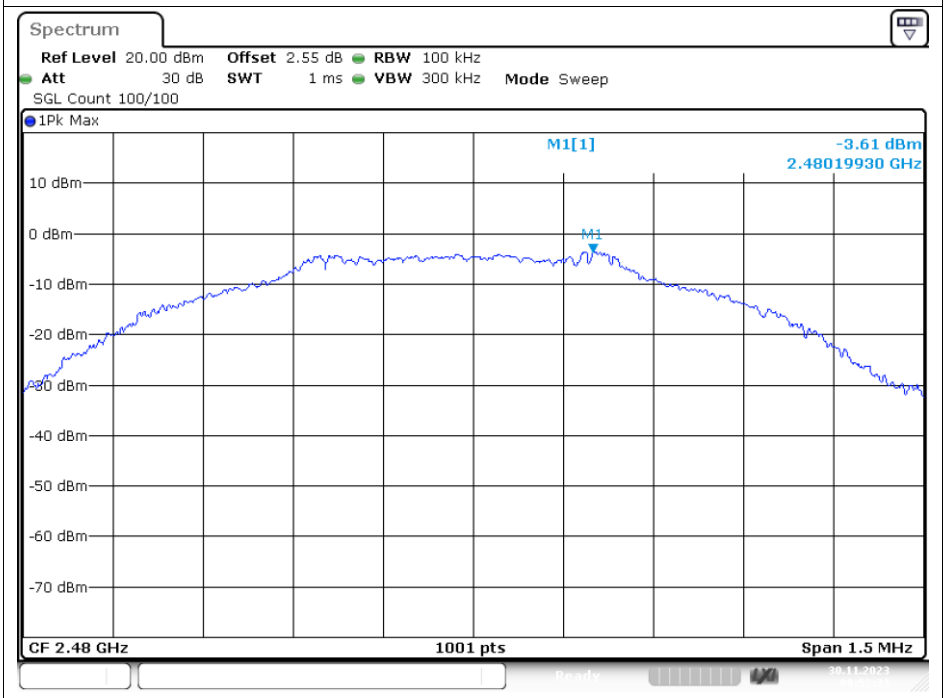

Date: 30.NOV.2023 09:52:33

Tx. Spurious NVNT BLE 1M 2480MHz Ant1 Emission

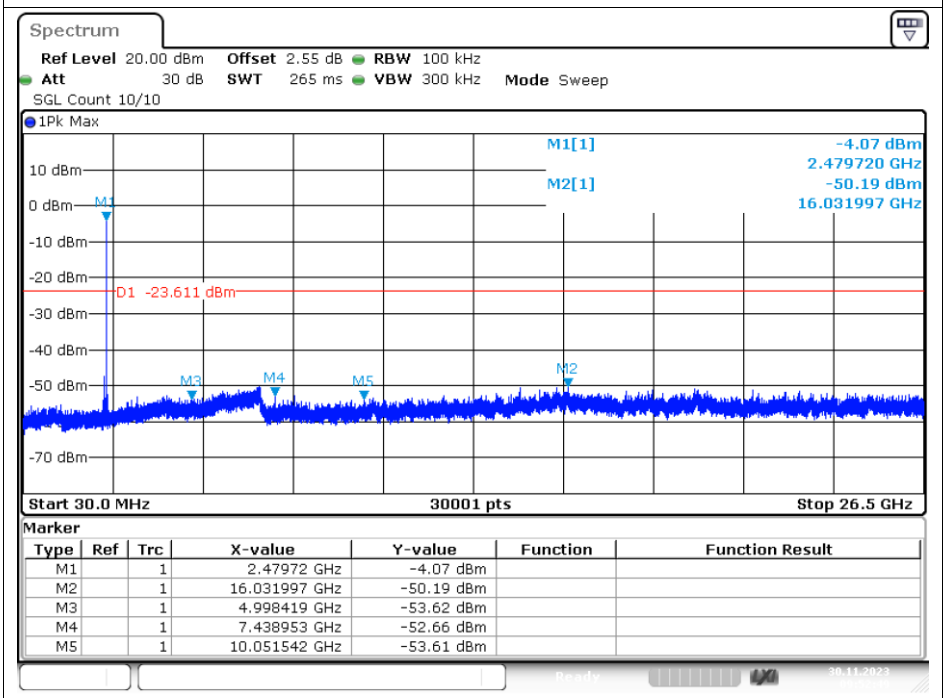

Marker

Type	Ref	Trc	X-value	Y-value	Function	Function Result
M1		1	2.47972 GHz	-4.07 dBm		
M2		1	16.031997 GHz	-50.19 dBm		
M3		1	4.998419 GHz	-53.62 dBm		
M4		1	7.438953 GHz	-52.66 dBm		
M5		1	10.051542 GHz	-53.61 dBm		

Date: 30.NOV.2023 09:52:49

Tx. Spurious NVNT BLE 2M 2402MHz Ant1 Ref

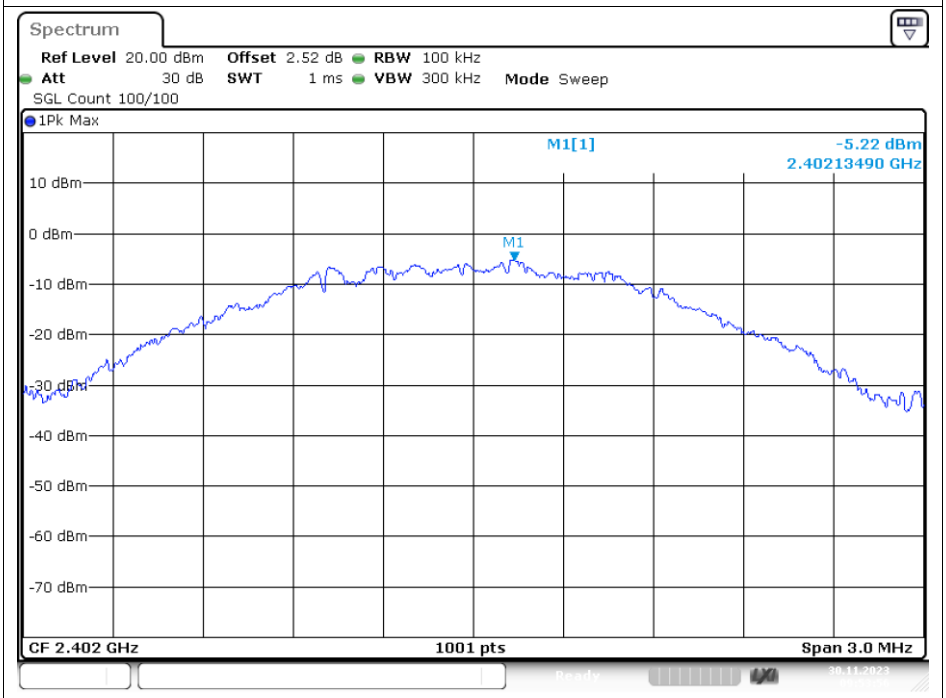

Date: 30.NOV.2023 09:53:56

Tx. Spurious NVNT BLE 2M 2402MHz Ant1 Emission

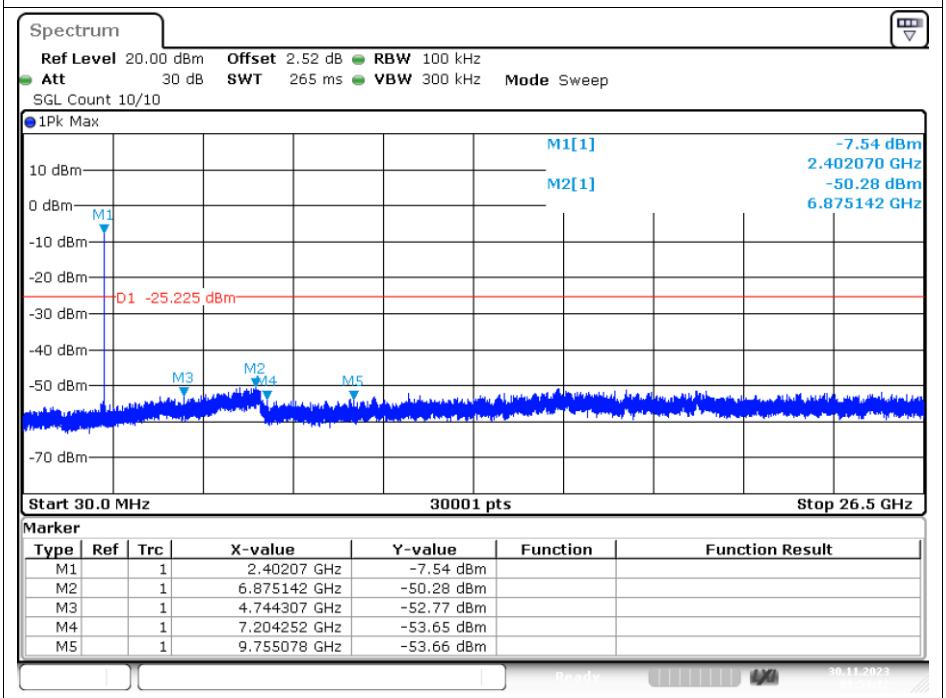

Marker

Type	Ref	Trc	X-value	Y-value	Function	Function Result
M1		1	2.40207 GHz	-7.54 dBm		
M2		1	6.875142 GHz	-50.28 dBm		
M3		1	4.744307 GHz	-52.77 dBm		
M4		1	7.204252 GHz	-53.65 dBm		
M5		1	9.755078 GHz	-53.66 dBm		

Date: 30.NOV.2023 09:54:12

Tx. Spurious NVNT BLE 2M 2440MHz Ant1 Ref

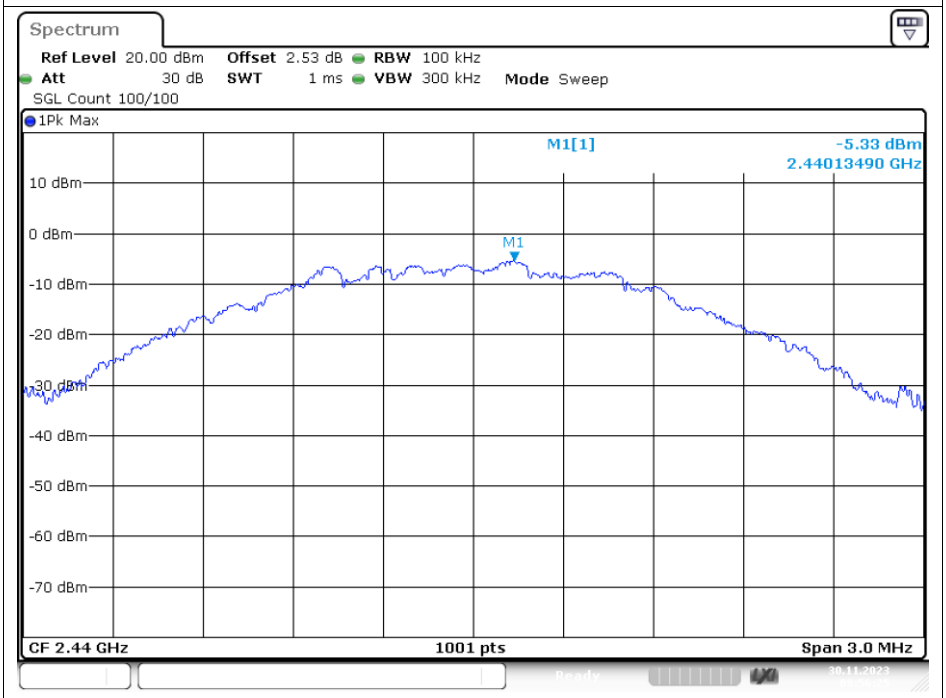

Date: 30.NOV.2023 09:56:25

Tx. Spurious NVNT BLE 2M 2440MHz Ant1 Emission

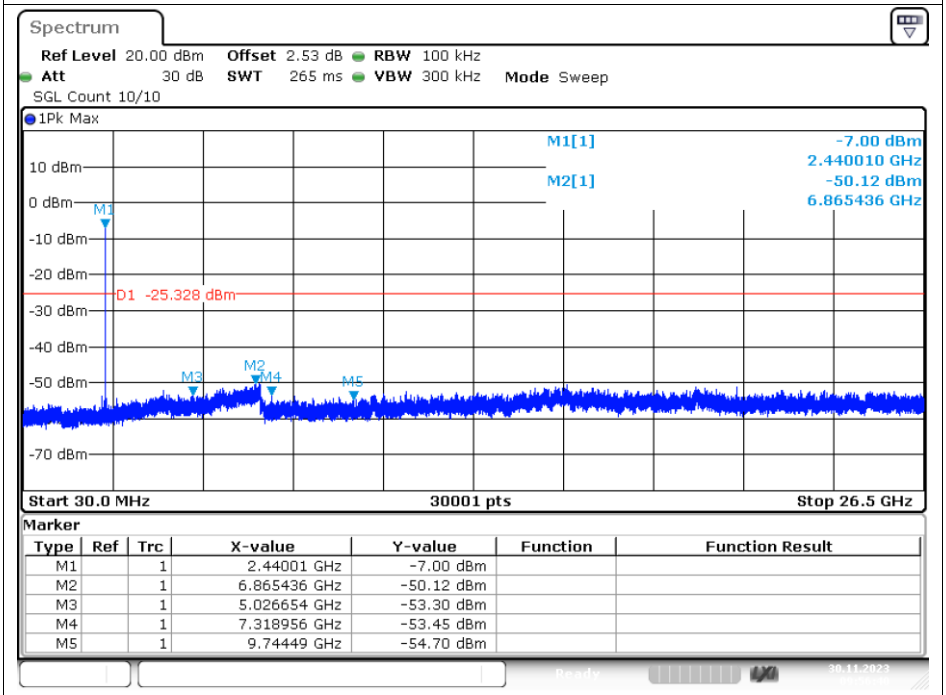

Marker

Type	Ref	Trc	X-value	Y-value	Function	Function Result
M1		1	2.44001 GHz	-7.00 dBm		
M2		1	6.865436 GHz	-50.12 dBm		
M3		1	5.026654 GHz	-53.30 dBm		
M4		1	7.318956 GHz	-53.45 dBm		
M5		1	9.74449 GHz	-54.70 dBm		

Date: 30.NOV.2023 09:56:40

Tx. Spurious NVNT BLE 2M 2480MHz Ant1 Ref

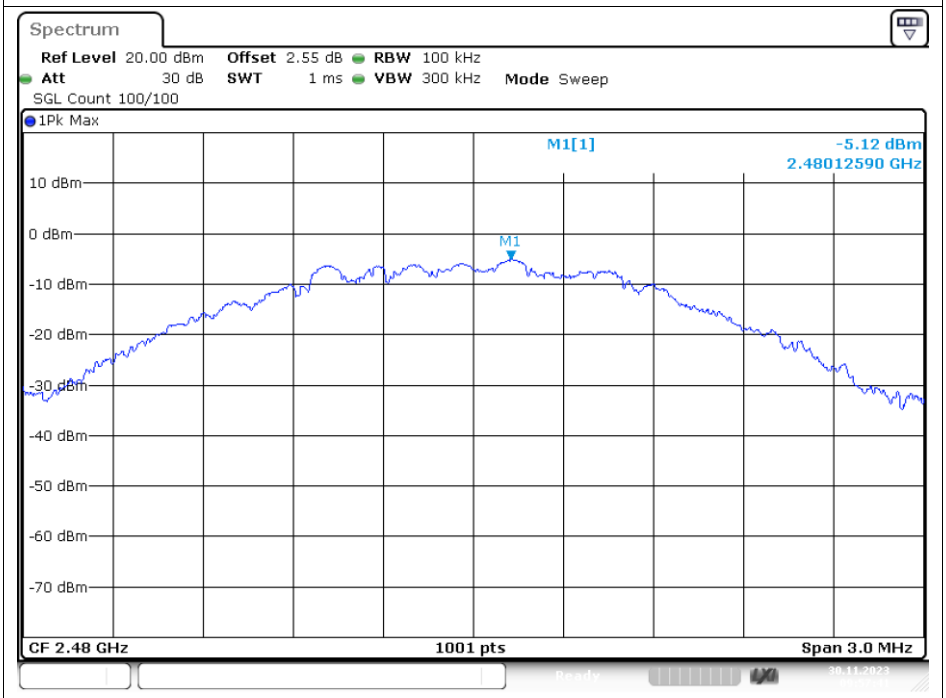

Date: 30.NOV.2023 09:57:41

Tx. Spurious NVNT BLE 2M 2480MHz Ant1 Emission

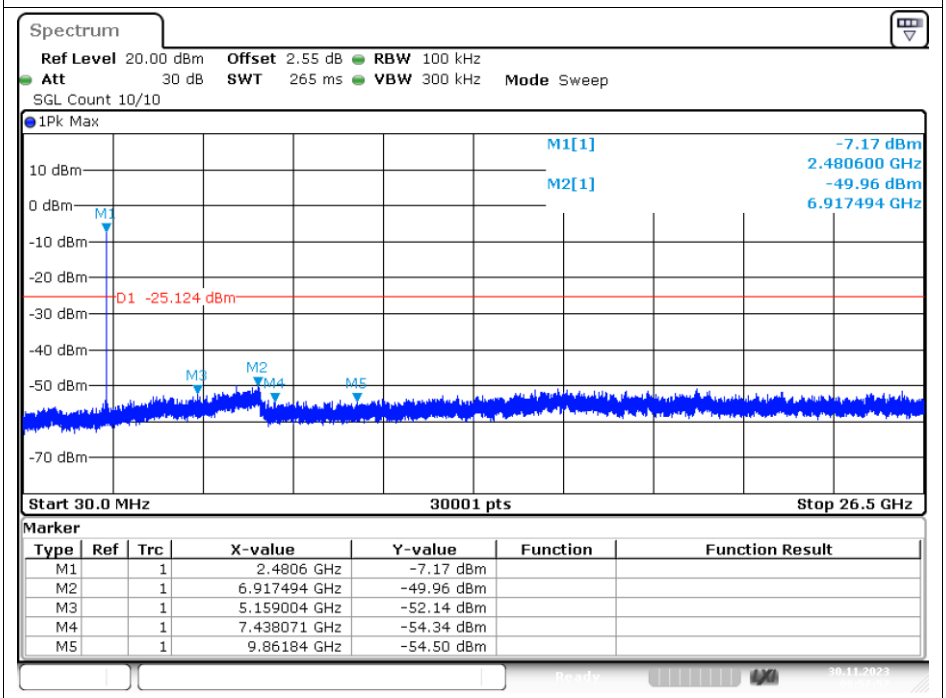

Marker

Type	Ref	Trc	X-value	Y-value	Function	Function Result
M1		1	2.4806 GHz	-7.17 dBm		
M2		1	6.917494 GHz	-49.96 dBm		
M3		1	5.159004 GHz	-52.14 dBm		
M4		1	7.438071 GHz	-54.34 dBm		
M5		1	9.86184 GHz	-54.50 dBm		

Date: 30.NOV.2023 09:57:56

RADIATED TEST RESULTS

The data of the mode (BLE 1M 2402) are recorded in the following pages.

The worst result as bellow:

EUT :	E-Scooter
MN:	Chase
Mode:	BLE 1M 2402
Power:	DC 48V
TE:	Big
Date	2023/11/30
T/A/P	24.3℃ / 54% / 101Kpa

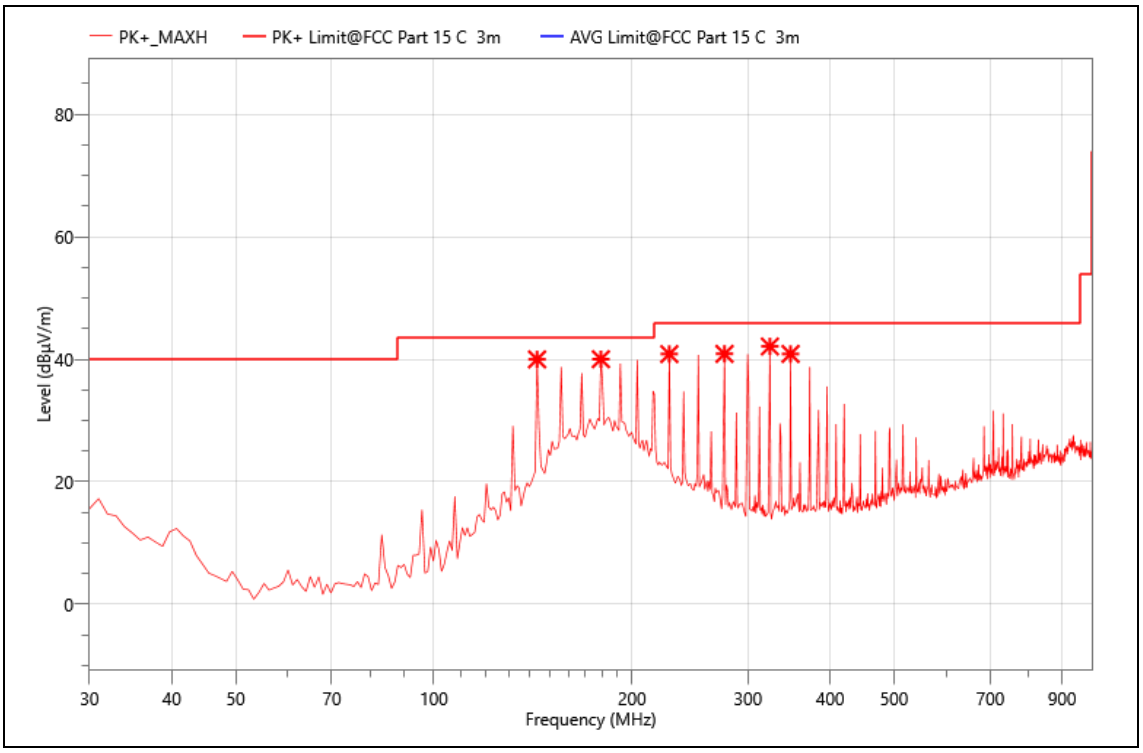

Critical_Freqs

No.	Freq. (MHz)	Reading (dBµV)	Meas. (dBµV/m)	Limit (dBµV/m)	Margin (dBµV/m)	Det.	Pol.	Corr. (dB)
1	143.490	63.51	39.99	43.50	3.51	PK+	H	-23.52
2	179.380	62.17	40.02	43.50	3.48	PK+	H	-22.15
3	227.880	61.26	40.86	46.00	5.14	PK+	H	-20.4
4	276.380	59.89	40.89	46.00	5.11	PK+	H	-19
5	323.910	59.79	42.10	46.00	3.90	PK+	H	-17.69
6	348.160	57.39	40.88	46.00	5.12	PK+	H	-16.51

EUT :	E-Scooter
MN:	Chase
Mode:	BLE 1M 2402
Power:	DC 48V
TE:	Big
Date	2023/11/30
T/A/P	24.3℃ / 54% / 101Kpa

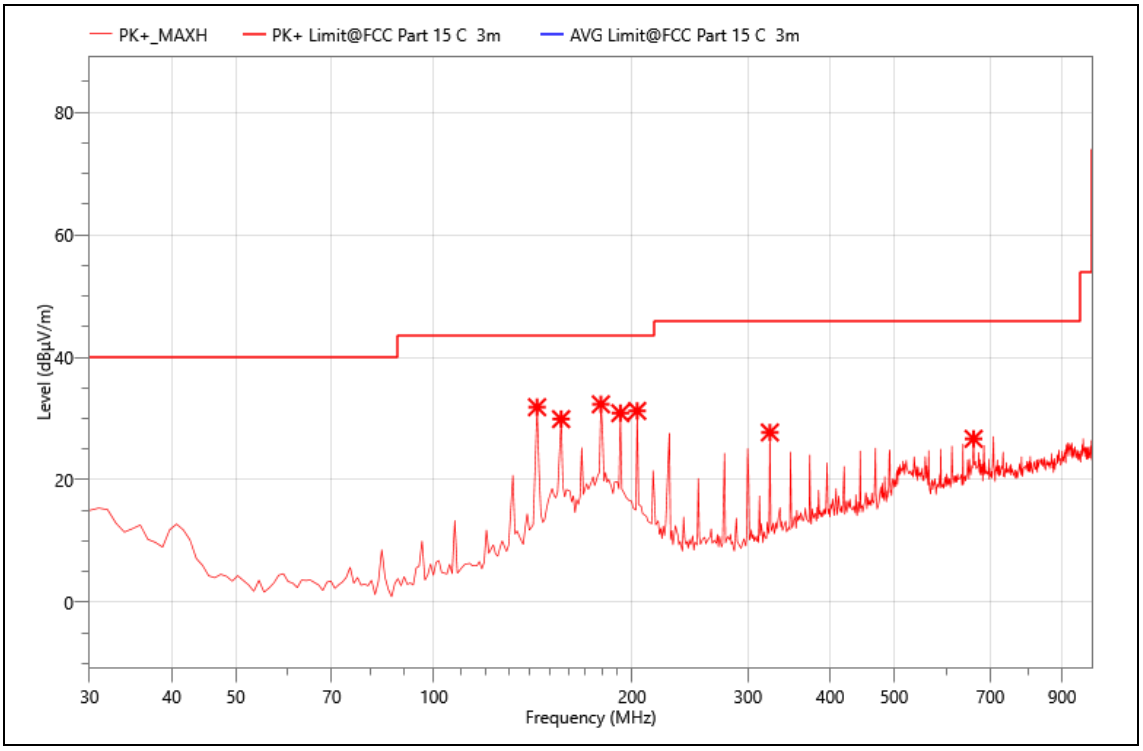

Critical_Freqs

No.	Freq. (MHz)	Reading (dBµV)	Meas. (dBµV/m)	Limit (dBµV/m)	Margin (dBµV/m)	Det.	Pol.	Corr. (dB)
1	143.490	55.38	31.86	43.50	11.64	PK+	V	-23.52
2	156.100	51.15	29.91	43.50	13.59	PK+	V	-21.24
3	179.380	54.48	32.33	43.50	11.17	PK+	V	-22.15
4	191.990	53.46	30.89	43.50	12.61	PK+	V	-22.57
5	203.630	53.07	31.25	43.50	12.25	PK+	V	-21.82
6	323.910	45.42	27.73	46.00	18.27	PK+	V	-17.69
7	660.500	34.99	26.70	46.00	19.30	PK+	V	-8.29

Note: 1. Meas.= Reading + Corr.

Above 1000MHz~10th Harmonics:

EUT :	E-Scooter
MN:	Chase
Mode:	BLE 1M 2402
Power:	DC 48V
TE:	Big
Date	2023/11/30
T/A/P	24.3℃ / 54% / 101Kpa

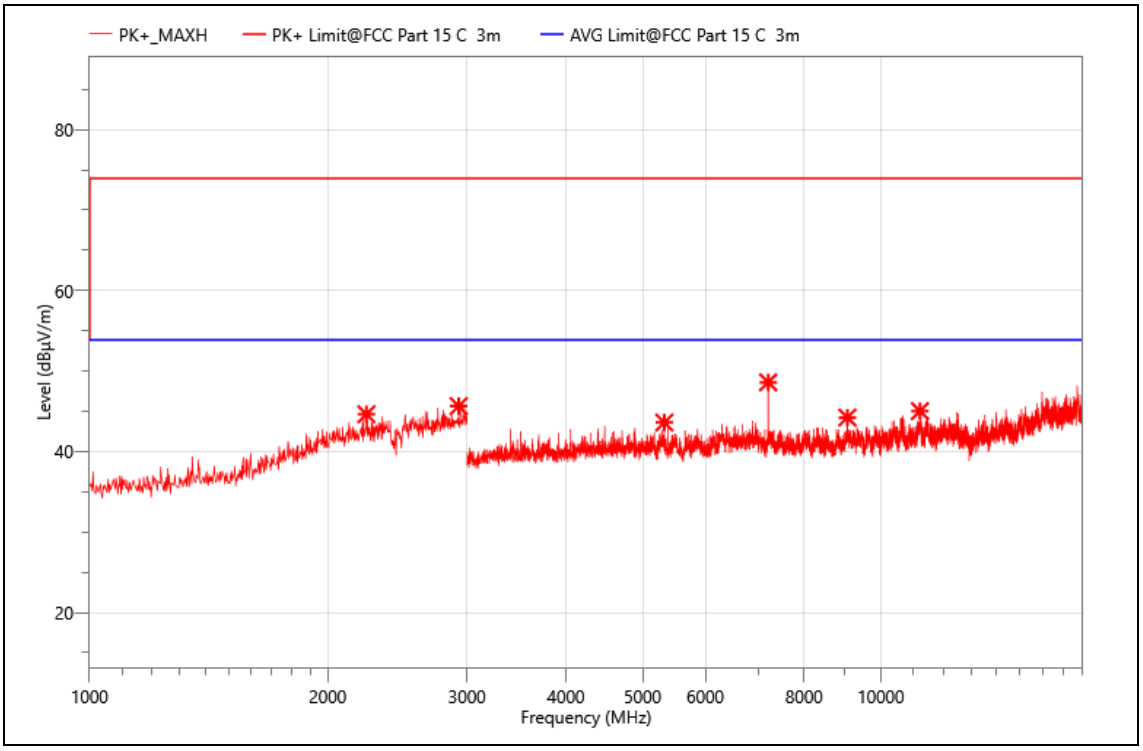

Critical_Freqs

No.	Freq. (MHz)	Reading (dBµV)	Meas. (dBµV/m)	Limit (dBµV/m)	Margin (dBµV/m)	Det.	Pol.	Corr. (dB)
1	2238.000	53.73	44.64	74.00	29.36	PK+	H	-9.09
2	2928.000	53.20	45.65	74.00	28.35	PK+	H	-7.55
3	5326.500	53.30	43.61	74.00	30.39	PK+	H	-9.69
4	7206.000	56.38	48.60	74.00	25.40	PK+	H	-7.78
5	9073.500	51.52	44.23	74.00	29.77	PK+	H	-7.29
6	11208.000	48.66	45.03	74.00	28.97	PK+	H	-3.63

EUT :	E-Scooter
MN:	Chase
Mode:	BLE 1M 2402
Power:	DC 48V
TE:	Big
Date	2023/11/30
T/A/P	24.3℃ / 54% / 101Kpa

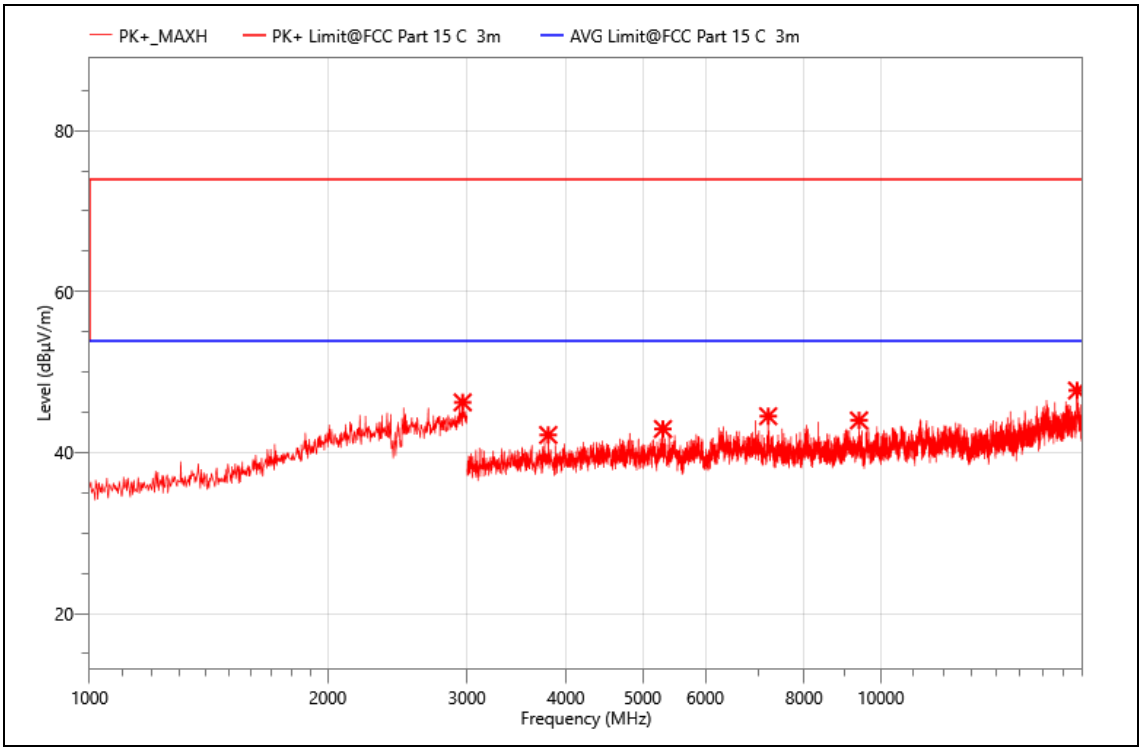

Critical_Freqs

No.	Freq. (MHz)	Reading (dBµV)	Meas. (dBµV/m)	Limit (dBµV/m)	Margin (dBµV/m)	Det.	Pol.	Corr. (dB)
1	2962.000	53.54	46.24	74.00	27.76	PK+	V	-7.3
2	3799.500	55.77	42.18	74.00	31.82	PK+	V	-13.59
3	5305.500	52.28	42.93	74.00	31.07	PK+	V	-9.35
4	7206.000	52.30	44.52	74.00	29.48	PK+	V	-7.78
5	9385.500	50.91	43.99	74.00	30.01	PK+	V	-6.92
6	17704.500	47.59	47.71	74.00	26.29	PK+	V	0.12

EUT :	E-Scooter
MN:	Chase
Mode:	BLE 1M 2440
Power:	DC 48V
TE:	Big
Date	2023/11/30
T/A/P	24.3℃ / 54% / 101Kpa

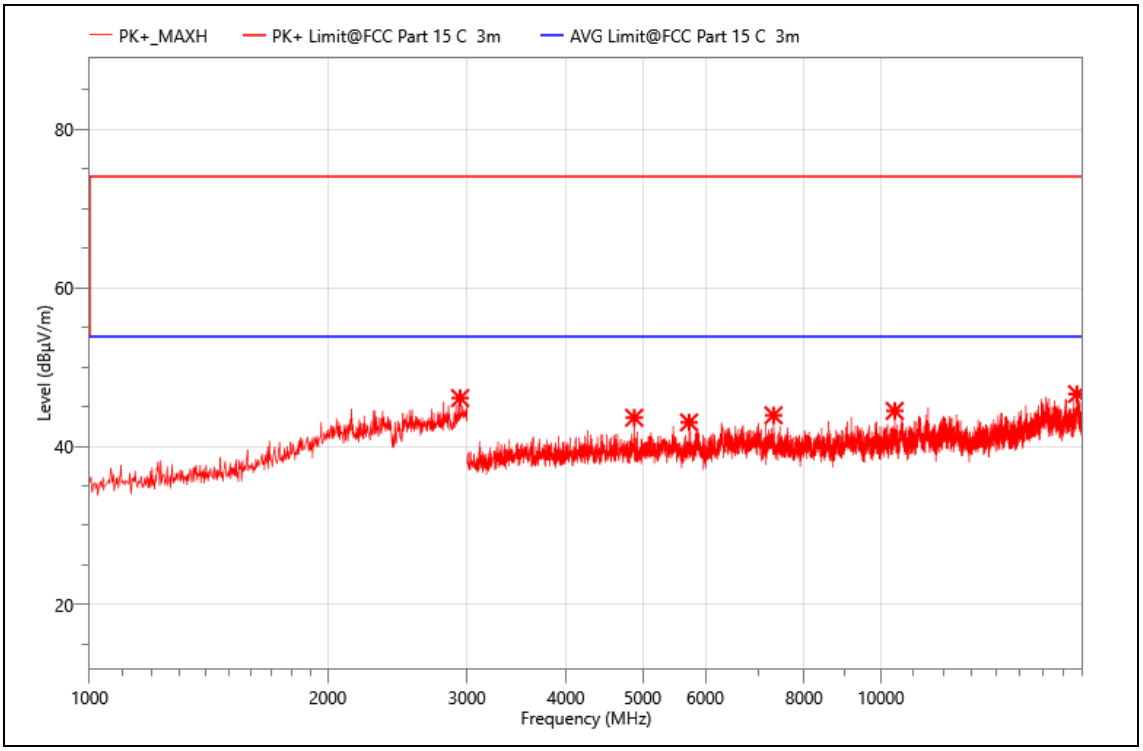

Critical_Freqs

No.	Freq. (MHz)	Reading (dBµV)	Meas. (dBµV/m)	Limit (dBµV/m)	Margin (dBµV/m)	Det.	Pol.	Corr. (dB)
1	2940.000	53.57	46.09	74.00	27.91	PK+	V	-7.48
2	4879.500	54.56	43.61	74.00	30.39	PK+	V	-10.95
3	5725.500	51.77	43.02	74.00	30.98	PK+	V	-8.75
4	7318.500	51.97	43.92	74.00	30.08	PK+	V	-8.05
5	10414.500	50.05	44.47	74.00	29.53	PK+	V	-5.58
6	17700.000	46.57	46.60	74.00	27.40	PK+	V	0.03

EUT :	E-Scooter
MN:	Chase
Mode:	BLE 1M 2440
Power:	DC 48V
TE:	Big
Date	2023/11/30
T/A/P	24.3℃ / 54% / 101Kpa

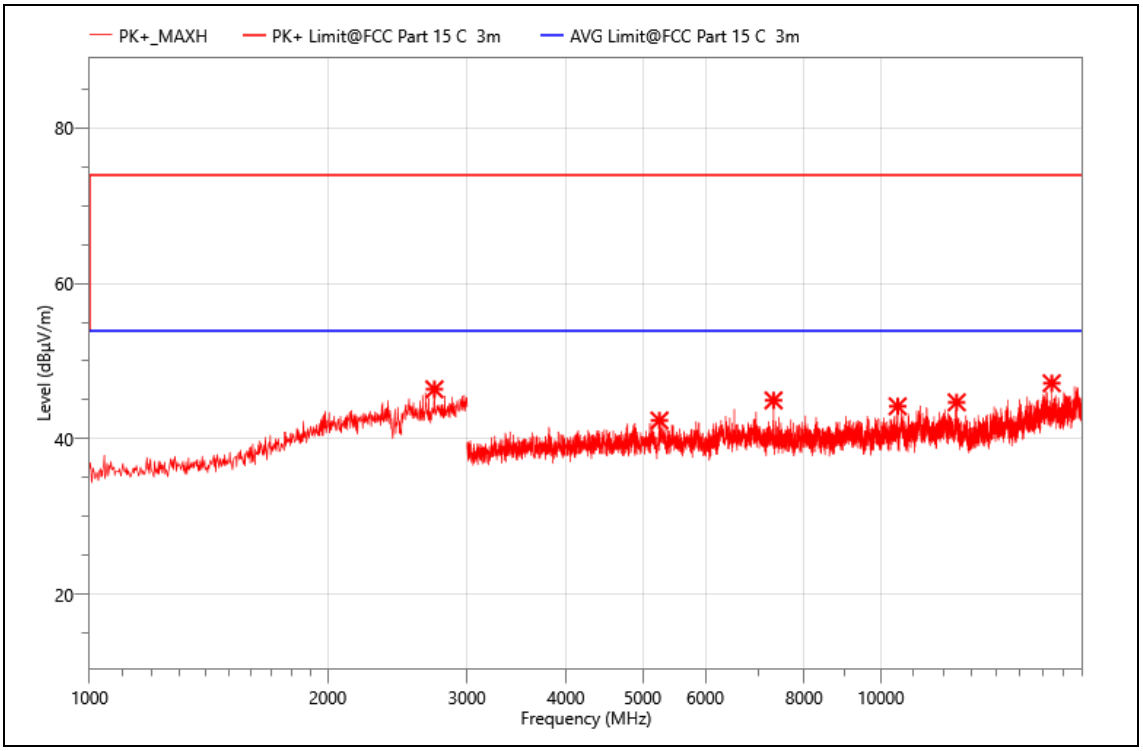

Critical_Freqs

No.	Freq. (MHz)	Reading (dBµV)	Meas. (dBµV/m)	Limit (dBµV/m)	Margin (dBµV/m)	Det.	Pol.	Corr. (dB)
1	2728.000	54.87	46.37	74.00	27.63	PK+	H	-8.5
2	5251.500	52.18	42.35	74.00	31.65	PK+	H	-9.83
3	7320.000	53.02	44.94	74.00	29.06	PK+	H	-8.08
4	10504.500	49.62	44.18	74.00	29.82	PK+	H	-5.44
5	12472.500	48.83	44.69	74.00	29.31	PK+	H	-4.14
6	16444.500	48.81	47.15	74.00	26.85	PK+	H	-1.66

EUT :	E-Scooter
MN:	Chase
Mode:	BLE 1M 2480
Power:	DC 48V
TE:	Big
Date	2023/11/30
T/A/P	24.3℃ / 54% / 101Kpa

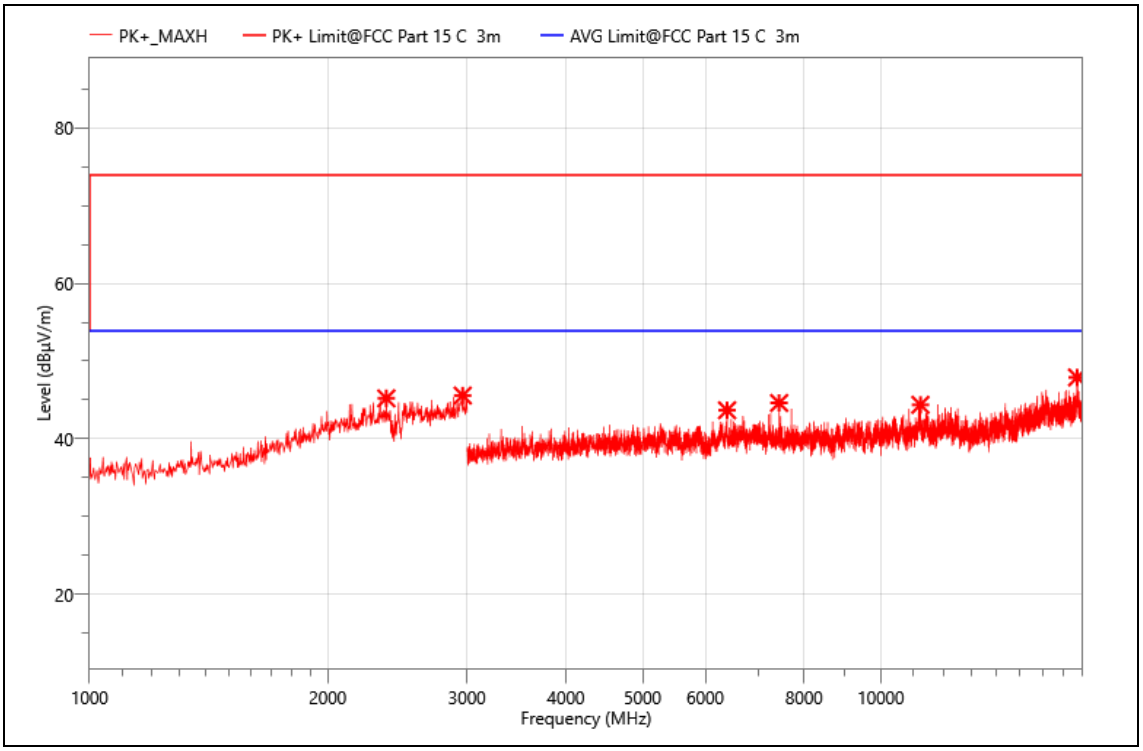

Critical_Freqs

No.	Freq. (MHz)	Reading (dBµV)	Meas. (dBµV/m)	Limit (dBµV/m)	Margin (dBµV/m)	Det.	Pol.	Corr. (dB)
1	2372.000	53.68	45.21	74.00	28.79	PK+	H	-8.47
2	2962.000	52.87	45.57	74.00	28.43	PK+	H	-7.3
3	6393.000	51.57	43.67	74.00	30.33	PK+	H	-7.9
4	7438.500	52.48	44.61	74.00	29.39	PK+	H	-7.87
5	11223.000	48.02	44.37	74.00	29.63	PK+	H	-3.65
6	17707.500	47.72	47.90	74.00	26.10	PK+	H	0.18

EUT :	E-Scooter
MN:	Chase
Mode:	BLE 1M 2480
Power:	DC 48V
TE:	Big
Date	2023/11/30
T/A/P	24.3℃ / 54% / 101Kpa

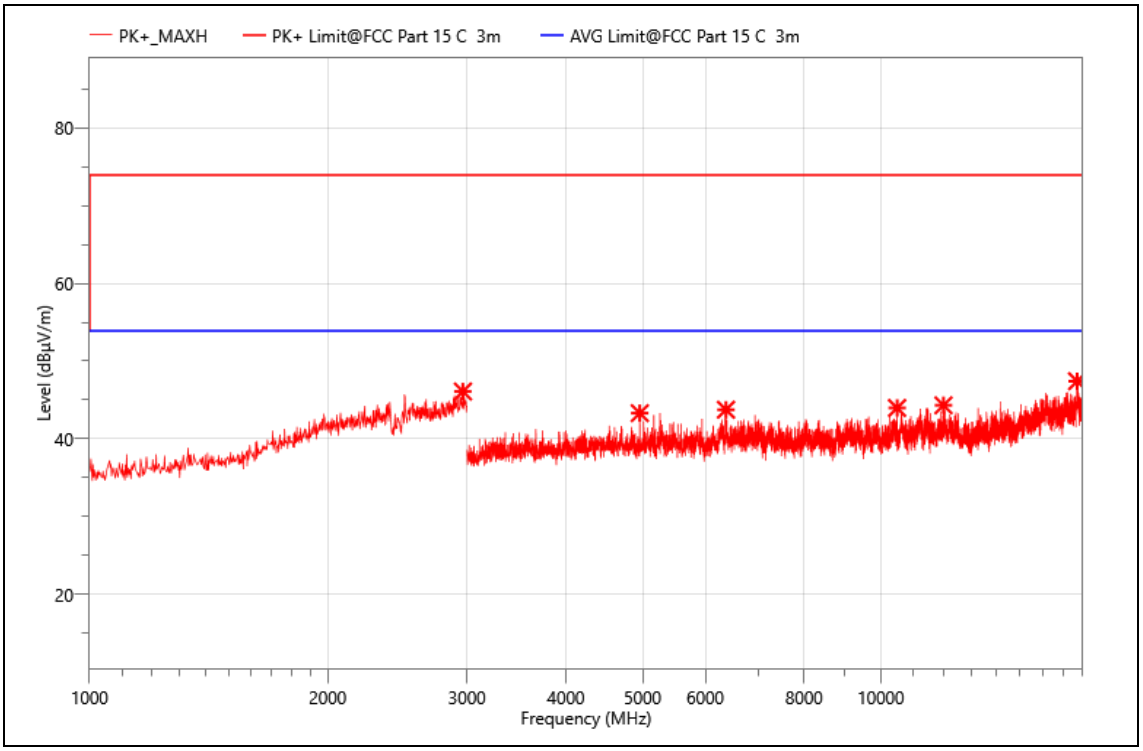

Critical_Freqs

No.	Freq. (MHz)	Reading (dBµV)	Meas. (dBµV/m)	Limit (dBµV/m)	Margin (dBµV/m)	Det.	Pol.	Corr. (dB)
1	2964.000	53.36	46.09	74.00	27.91	PK+	V	-7.27
2	4959.000	54.73	43.30	74.00	30.70	PK+	V	-11.43
3	6373.500	51.53	43.74	74.00	30.26	PK+	V	-7.79
4	10486.500	49.19	43.97	74.00	30.03	PK+	V	-5.22
5	12003.000	48.34	44.31	74.00	29.69	PK+	V	-4.03
6	17707.500	47.23	47.41	74.00	26.59	PK+	V	0.18

Other harmonics emissions are lower than 20dB below the allowable limit.

Note: (1) All Readings are Peak Value.

(2) Meas.= Reading + Corr.

(3) The average measurement was not performed when the peak measured data under the limit of average detection.

(4) Measuring frequencies from 1GHz to 25GHz.

Band edge:

EUT :	E-Scooter
MN:	Chase
Mode:	BLE 1M 2402
Power:	DC 48V
TE:	Big
Date	2023/11/30
T/A/P	24.3℃ / 54% / 101Kpa

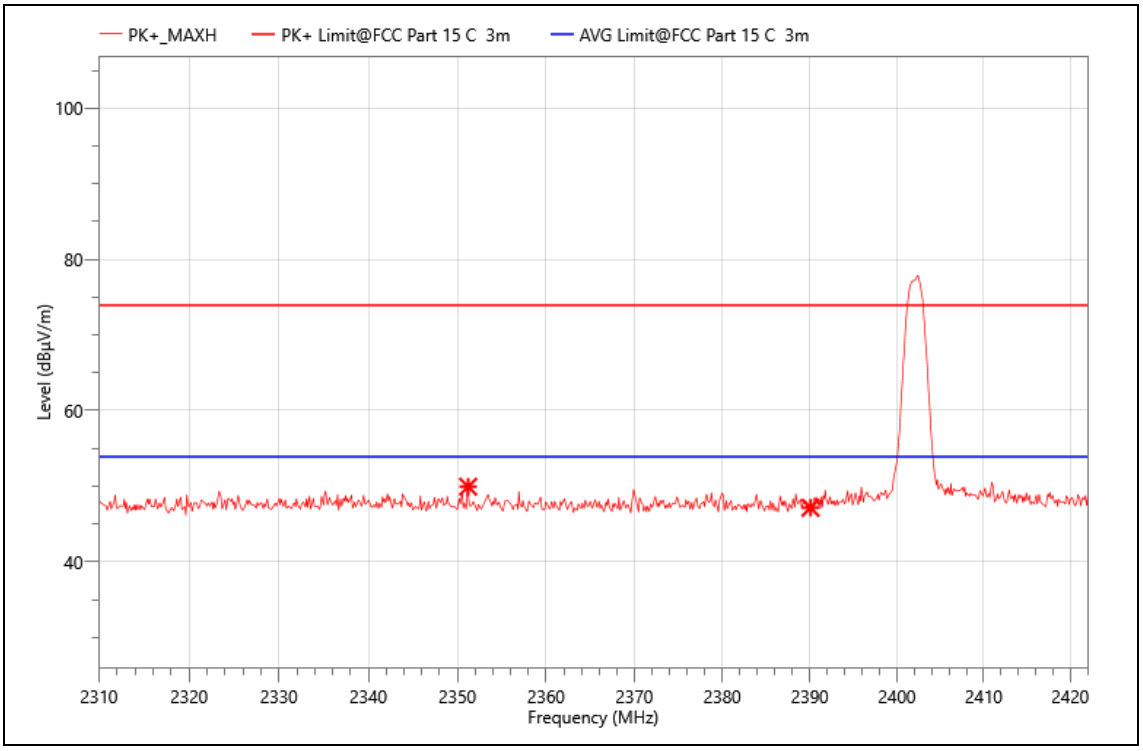

Critical_Freqs

No.	Freq. (MHz)	Reading (dBµV)	Meas. (dBµV/m)	Limit (dBµV/m)	Margin (dBµV/m)	Det.	Pol.	Corr. (dB)
1	2351.216	27.19	49.94	74.00	24.06	PK+	V	22.75
2	2390.080	24.43	47.15	74.00	26.85	PK+	V	22.72

Meas.= Reading + Corr.

EUT :	E-Scooter
MN:	Chase
Mode:	BLE 1M 2402
Power:	DC 48V
TE:	Big
Date	2023/11/30
T/A/P	24.3℃ / 54% / 101Kpa

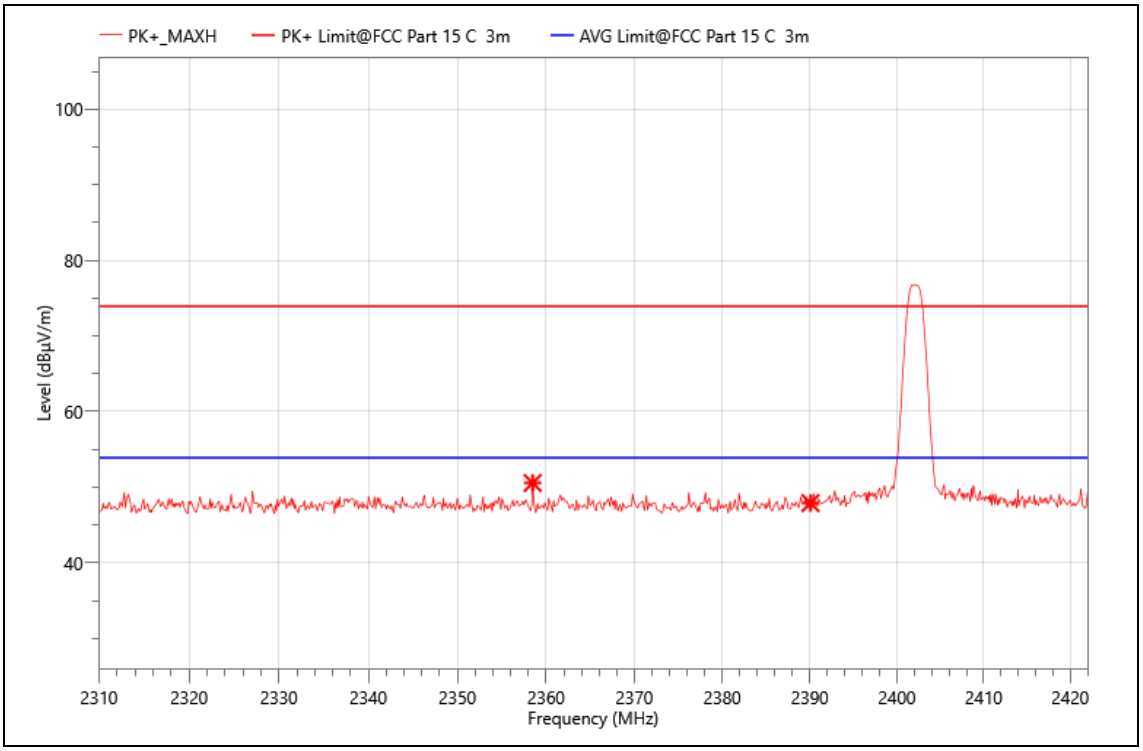

Critical_Freqs

No.	Freq. (MHz)	Reading (dBµV)	Meas. (dBµV/m)	Limit (dBµV/m)	Margin (dBµV/m)	Det.	Pol.	Corr. (dB)
1	2358.496	27.82	50.56	74.00	23.44	PK+	H	22.74
2	2390.080	25.18	47.90	74.00	26.10	PK+	H	22.72

Meas.= Reading + Corr.

EUT :	E-Scooter
MN:	Chase
Mode:	BLE 1M 2402
Power:	DC 48V
TE:	Big
Date	2023/11/30
T/A/P	24.3℃ / 54% / 101Kpa

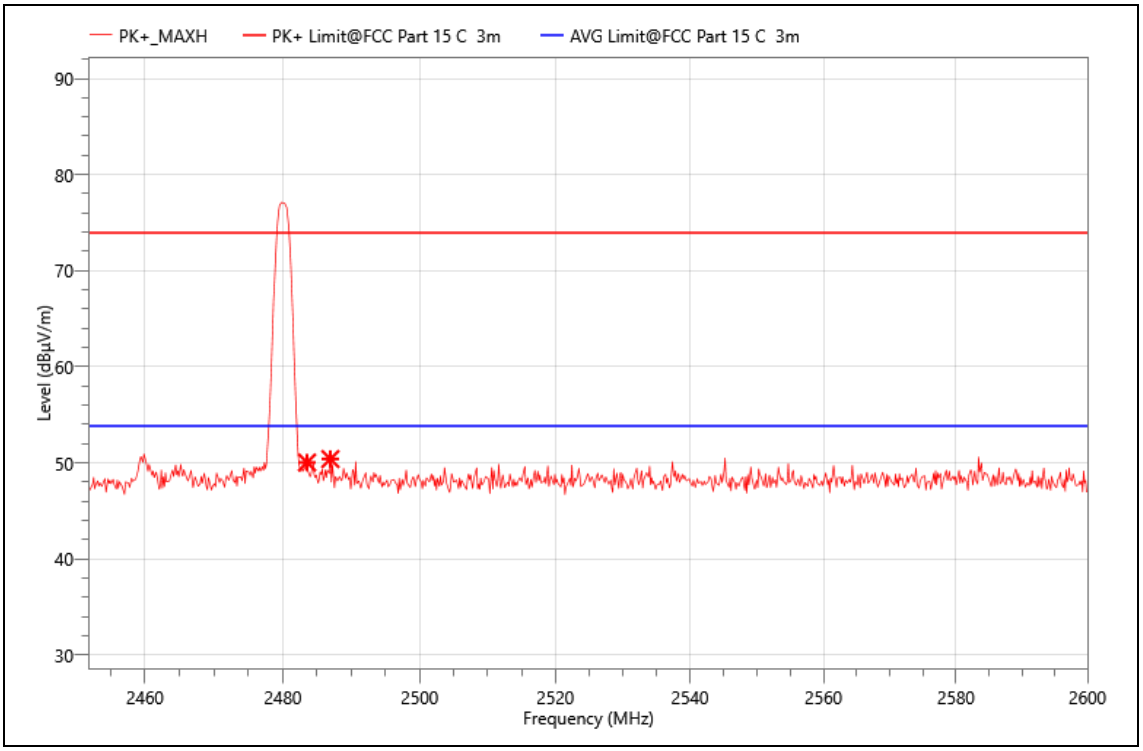

Critical_Freqs

No.	Freq. (MHz)	Reading (dBµV)	Meas. (dBµV/m)	Limit (dBµV/m)	Margin (dBµV/m)	Det.	Pol.	Corr. (dB)
1	2483.524	26.90	50.05	74.00	23.95	PK+	V	23.15
2	2486.928	27.27	50.41	74.00	23.59	PK+	V	23.14

Meas.= Reading + Corr.

EUT :	E-Scooter
MN:	Chase
Mode:	BLE 1M 2402
Power:	DC 48V
TE:	Big
Date	2023/11/30
T/A/P	24.3℃ / 54% / 101Kpa

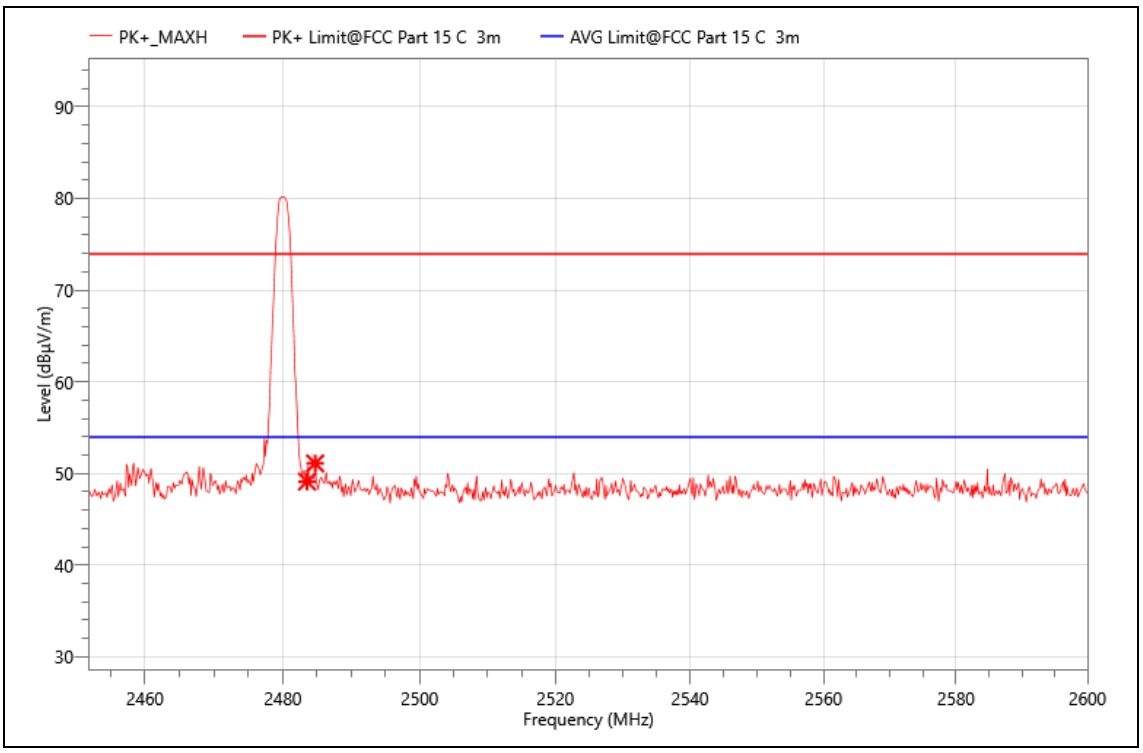

Critical_Freqs

No.	Freq. (MHz)	Reading (dBµV)	Meas. (dBµV/m)	Limit (dBµV/m)	Margin (dBµV/m)	Det.	Pol.	Corr. (dB)
1	2483.524	25.97	49.12	74.00	24.88	PK+	H	23.15
2	2484.708	27.95	51.10	74.00	22.90	PK+	H	23.15

Meas.= Reading + Corr.

AC POWER LINE CONDUCTED EMISSIONS

LINE L1 RESULTS (BLE 1M 2402)

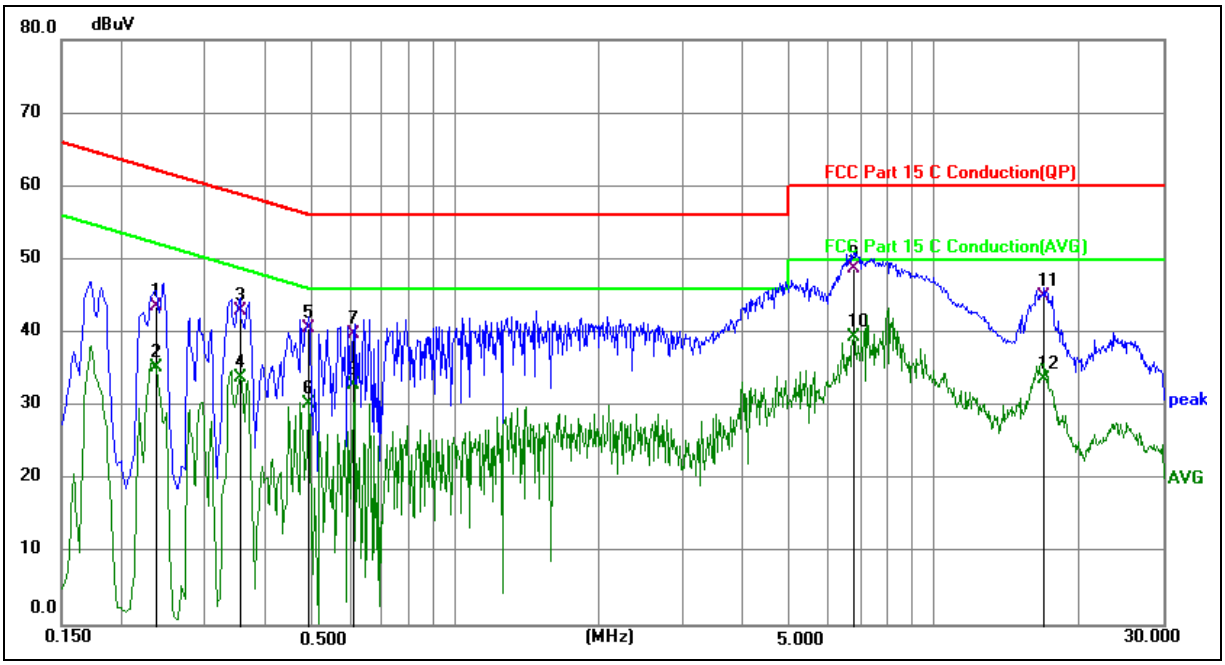

No.	Frequency	Reading	Correct	Result	Limit	Margin	Remark
	(MHz)	(dBuV)	(dB)	(dBuV)	(dBuV)	(dB)	
1	0.2355	33.66	9.84	43.50	62.25	-18.75	QP
2	0.2355	25.38	9.84	35.22	52.25	-17.03	AVG
3	0.3525	32.95	9.95	42.90	58.90	-16.00	QP
4	0.3525	23.85	9.95	33.80	48.90	-15.10	AVG
5	0.4920	30.66	9.84	40.50	56.13	-15.63	QP
6	0.4920	20.39	9.84	30.23	46.13	-15.90	AVG
7	0.6134	29.92	9.98	39.90	56.00	-16.10	QP
8	0.6134	22.91	9.98	32.89	46.00	-13.11	AVG
9	6.7695	38.18	10.52	48.70	60.00	-11.30	QP
10	6.7695	28.80	10.52	39.32	50.00	-10.68	AVG
11	16.9980	33.86	11.04	44.90	60.00	-15.10	QP
12	16.9980	22.68	11.04	33.72	50.00	-16.28	AVG

Note: 1. Result = Reading +Correct Factor.

2. If QP Result complies with AV limit, AV Result is deemed to comply with AV limit.

LINE N RESULTS (BLE 1M 2402)

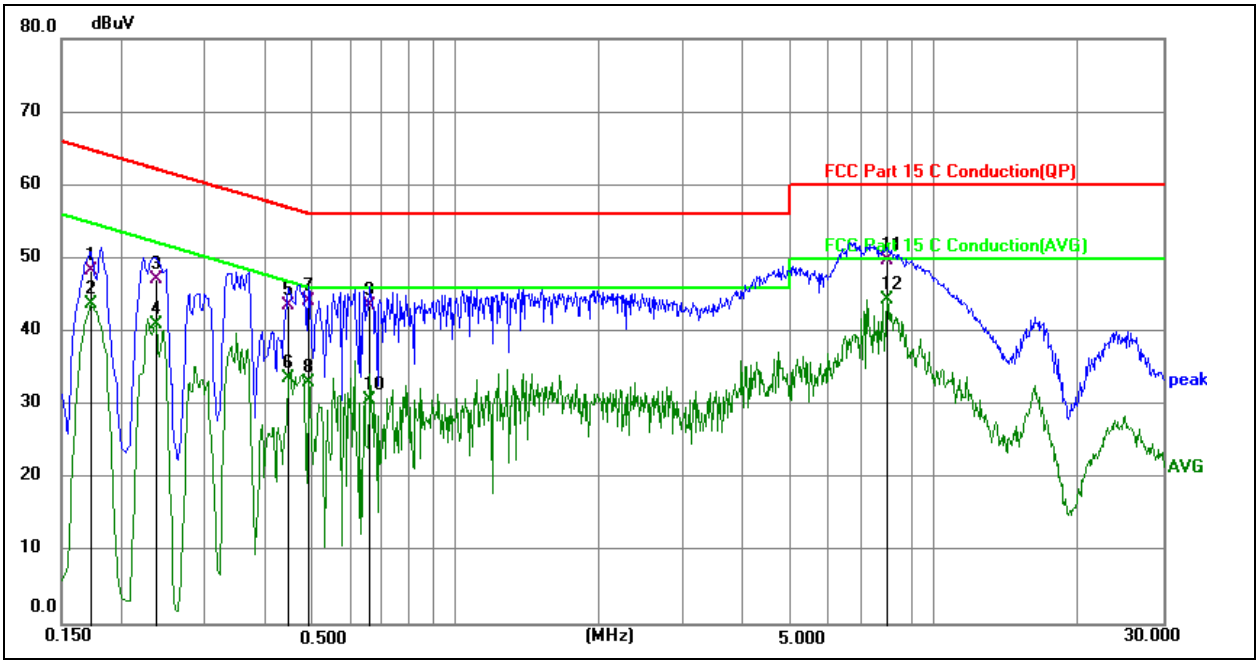

Phase: N

No.	Frequency	Reading	Correct	Result	Limit	Margin	Remark
	(MHz)	(dBuV)	(dB)	(dBuV)	(dBuV)	(dB)	
1	0.1725	38.36	9.94	48.30	64.84	-16.54	QP
2	0.1725	33.80	9.94	43.74	54.84	-11.10	AVG
3	0.2355	37.28	9.92	47.20	62.25	-15.05	QP
4	0.2355	30.99	9.92	40.91	52.25	-11.34	AVG
5	0.4470	33.54	9.96	43.50	56.93	-13.43	QP
6	0.4470	23.68	9.96	33.64	46.93	-13.29	AVG
7	0.4920	34.12	9.98	44.10	56.13	-12.03	QP
8	0.4920	22.99	9.98	32.97	46.13	-13.16	AVG
9	0.6585	33.58	10.02	43.60	56.00	-12.40	QP
10	0.6585	20.65	10.02	30.67	46.00	-15.33	AVG
11	7.9620	39.17	10.63	49.80	60.00	-10.20	QP
12	7.9620	33.68	10.63	44.31	50.00	-5.69	AVG

Note: 1. Result = Reading +Correct Factor.

2. If QP Result complies with AV limit, AV Result is deemed to comply with AV limit.

3. All test modes had been tested, only the worst data record in the report.