Test Laboratory: UnionTrust Date/Time: 2024/1/25

GSM850_GPRS12_Rear Face_15mm_128

DUT: EUT

Communication System: GPRS 850-4solt; Frequency: 824.2 MHz;Duty Cycle: 1:2
Medium: H835 Medium parameters used : f = 824.2 MHz; σ = 0.906 mho/m; ε_r = 41.1; ρ = 1000 kg/m^3

DASY4 Configuration:
- Probe: ES3DV3 - SN3090; ConvF(6.25, 6.25, 6.25); Calibrated: 2023/3/15
- Sensor-Surface: 3mm (Mechanical Surface Detection)
- Electronics: DAE4 Sn662; Calibrated: 2023/3/8
- Phantom: SAM 1; Type: QD 000 P40 CB; Serial: TP/1378
- Postprocessing SW: SEMCAD, V1.8 Build 186

Area Scan (71x61x1): Measurement grid: dx=15mm, dy=15mm
Maximum value of SAR (interpolated) = 0.683 mW/g

Zoom Scan (5x5x7)/Cube 0: Measurement grid: dx=8mm, dy=8mm, dz=5mm
Reference Value = 6.21 V/m; Power Drift = -0.033 dB
Peak SAR (extrapolated) = 1.07 W/kg
SAR(1 g) = 0.652 mW/g; SAR(10 g) = 0.418 mW/g
Maximum value of SAR (measured) = 0.754 mW/g



0 dB = 0.754mW/g

Test Laboratory: UnionTrust Date/Time: 2024/2/26

GSM1900_GPRS12_Top Side_0mm_810

DUT: EUT

Communication System: GPRS1900-4slots; Frequency: 1909.8 MHz;Duty Cycle: 1:2
Medium: H1900 Medium parameters used: f = 1910 MHz; σ = 1.37 mho/m; ε_r = 39.5; ρ = 1000 kg/m^3

DASY4 Configuration:
- Probe: ES3DV3 - SN3090; ConvF(5.11, 5.11, 5.11); Calibrated: 2023/3/15
- Sensor-Surface: 3mm (Mechanical Surface Detection)
- Electronics: DAE4 Sn662; Calibrated: 2023/3/8
- Phantom: SAM 1; Type: QD 000 P40 CB; Serial: TP/1378
- Postprocessing SW: SEMCAD, V1.8 Build 186

Area Scan (51x101x1): Measurement grid: dx=15mm, dy=15mm
Maximum value of SAR (interpolated) = 0.791 mW/g

Zoom Scan (5x5x7)/Cube 0: Measurement grid: dx=8mm, dy=8mm, dz=5mm
Reference Value = 7.85 V/m; Power Drift = 0.060 dB
Peak SAR (extrapolated) = 1.78 W/kg
SAR(1 g) = 0.648 mW/g; SAR(10 g) = 0.239 mW/g
Maximum value of SAR (measured) = 0.967 mW/g

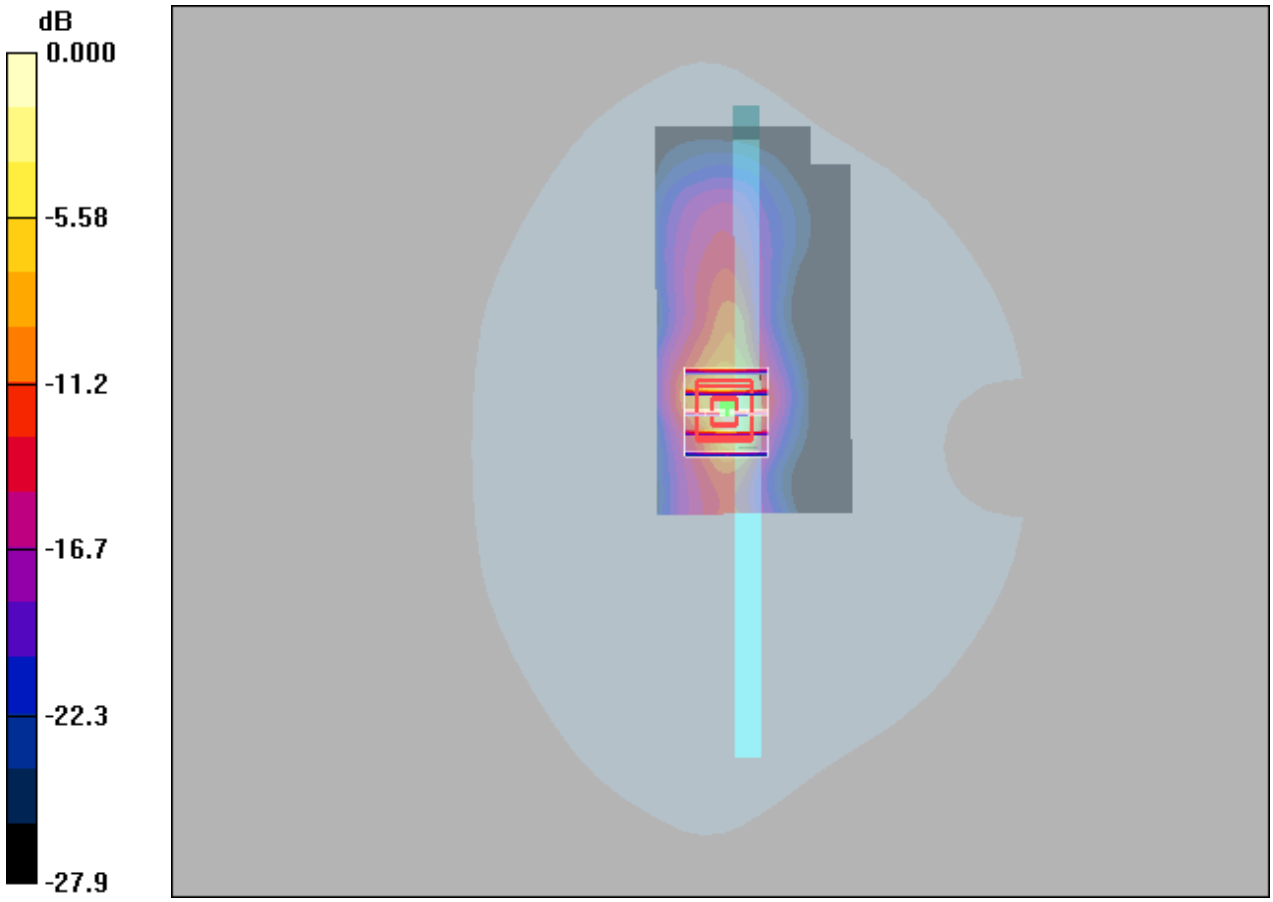

0 dB = 0.967mW/g

WCDMA II_RMC12.2K_Top Side_0mm_9262

DUT: EUT

Communication System: WCDMA Band II; Frequency: 1852.4 MHz;Duty Cycle: 1:1
Medium: H1900 Medium parameters used : f = 1852.4 MHz; σ = 1.36 mho/m; ε_r = 39.4; ρ = 1000 kg/m^3

DASY4 Configuration:
- Probe: ES3DV3 - SN3090; ConvF(5.11, 5.11, 5.11); Calibrated: 2023/3/15
- Sensor-Surface: 3mm (Mechanical Surface Detection)
- Electronics: DAE4 Sn662; Calibrated: 2023/3/8
- Phantom: SAM 1; Type: QD 000 P40 CB; Serial: TP/1378
- Postprocessing SW: SEMCAD, V1.8 Build 186

Area Scan (51x81x1): Measurement grid: dx=15mm, dy=15mm
Maximum value of SAR (interpolated) = 0.430 mW/g

Zoom Scan (5x5x7)/Cube 0: Measurement grid: dx=8mm, dy=8mm, dz=5mm
Reference Value = 3.87 V/m; Power Drift = 0.038 dB
Peak SAR (extrapolated) = 1.22 W/kg
SAR(1 g) = 0.464 mW/g; SAR(10 g) = 0.176 mW/g
Maximum value of SAR (measured) = 0.645 mW/g

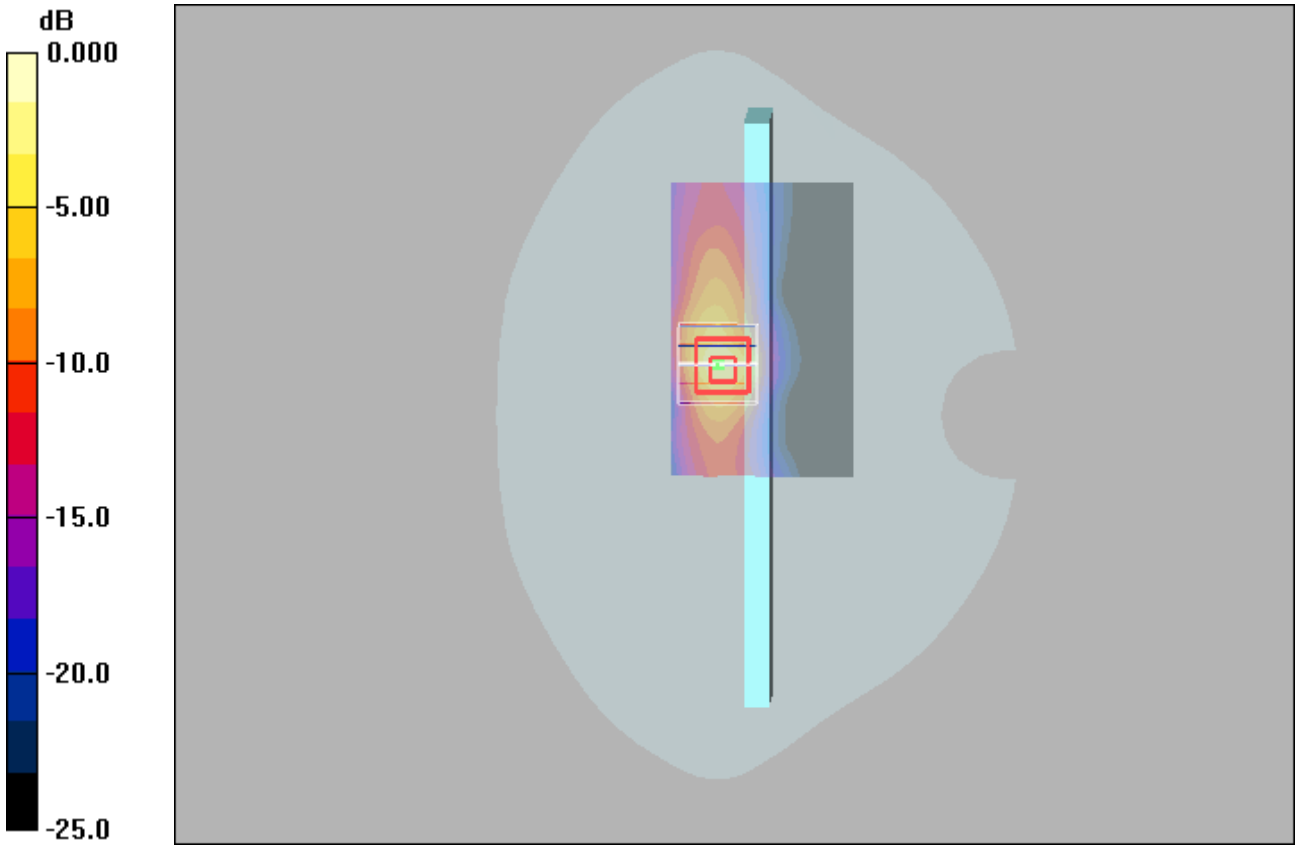

0 dB = 0.645mW/g

WCDMA IV_RMC12.2K_Top Side_15mm_1312

DUT: EUT

Communication System: WCDMA Band IV; Frequency: 1712.4 MHz;Duty Cycle: 1:1
Medium: H1750 Medium parameters used : f = 1712.4 MHz; σ = 1.36 mho/m; ε_r = 39.6; ρ = 1000 kg/m^3

DASY4 Configuration:
- Probe: ES3DV3 - SN3090; ConvF(5.37, 5.37, 5.37); Calibrated: 2023/3/15
- Sensor-Surface: 3mm (Mechanical Surface Detection)
- Electronics: DAE4 Sn662; Calibrated: 2023/3/8
- Phantom: SAM 1; Type: QD 000 P40 CB; Serial: TP/1378
- Postprocessing SW: SEMCAD, V1.8 Build 186

Area Scan (51x81x1): Measurement grid: dx=15mm, dy=15mm
Maximum value of SAR (interpolated) = 0.293 mW/g

Zoom Scan (5x5x7)/Cube 0: Measurement grid: dx=8mm, dy=8mm, dz=5mm
Reference Value = 7.73 V/m; Power Drift = 0.136 dB
Peak SAR (extrapolated) = 0.410 W/kg
SAR(1 g) = 0.240 mW/g; SAR(10 g) = 0.136 mW/g
Maximum value of SAR (measured) = 0.295 mW/g

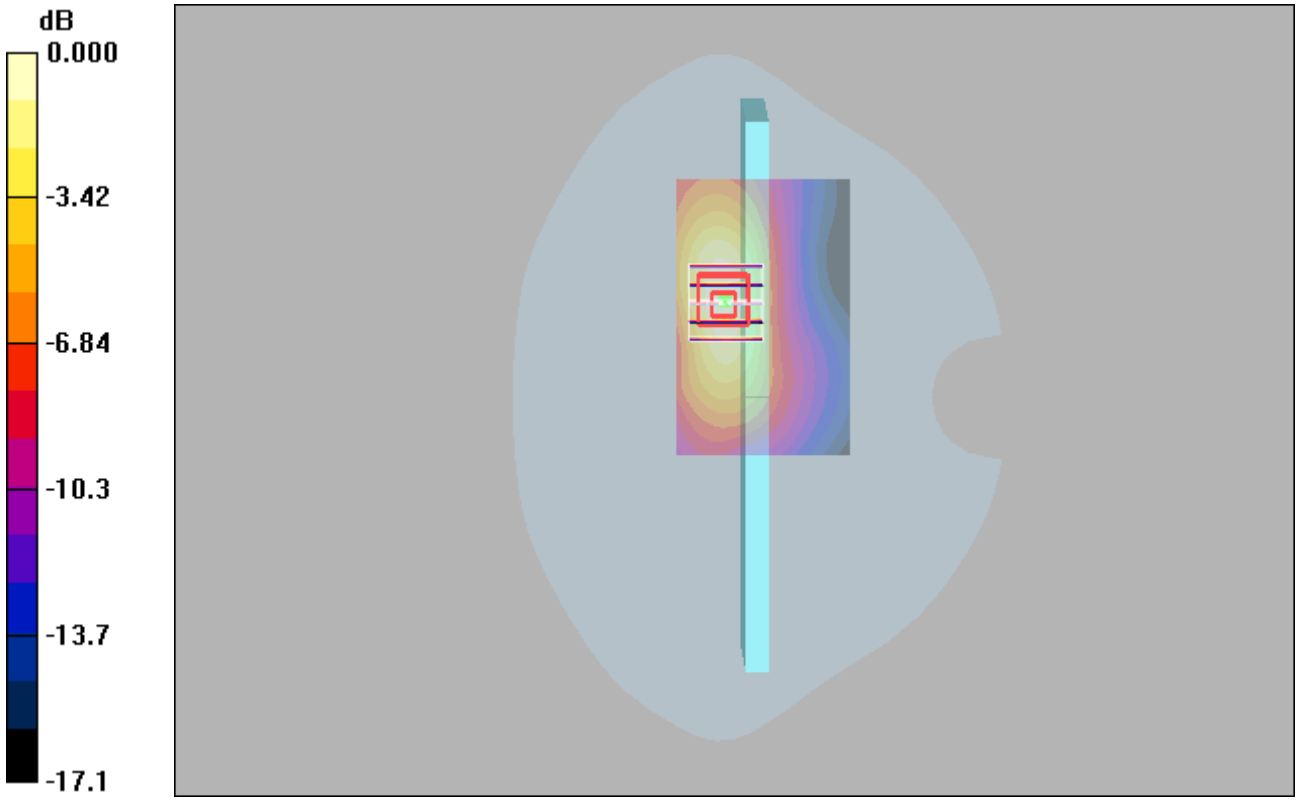

0 dB = 0.295mW/g

Test Laboratory: UnionTrust Date/Time: 2024/1/26

WCDMA V_RMC12.2K_Rear Face_0mm_4233

DUT: EUT

Communication System: WCDMA Band V; Frequency: 846.6 MHz;Duty Cycle: 1:1
Medium: H835 Medium parameters used: f = 847 MHz; σ = 0.921 mho/m; ε_r = 41.1; ρ = 1000 kg/m^3

DASY4 Configuration:
- Probe: ES3DV3 - SN3090; ConvF(6.25, 6.25, 6.25); Calibrated: 2023/3/15
- Sensor-Surface: 3mm (Mechanical Surface Detection)
- Electronics: DAE4 Sn662; Calibrated: 2023/3/8
- Phantom: SAM 1; Type: QD 000 P40 CB; Serial: TP/1378
- Postprocessing SW: SEMCAD, V1.8 Build 186

Area Scan (71x51x1): Measurement grid: dx=15mm, dy=15mm
Maximum value of SAR (interpolated) = 0.798 mW/g

Zoom Scan (5x5x7)/Cube 0: Measurement grid: dx=8mm, dy=8mm, dz=5mm
Reference Value = 4.91 V/m; Power Drift = 0.052 dB
Peak SAR (extrapolated) = 1.28 W/kg
SAR(1 g) = 0.574 mW/g; SAR(10 g) = 0.287 mW/g
Maximum value of SAR (measured) = 0.789 mW/g

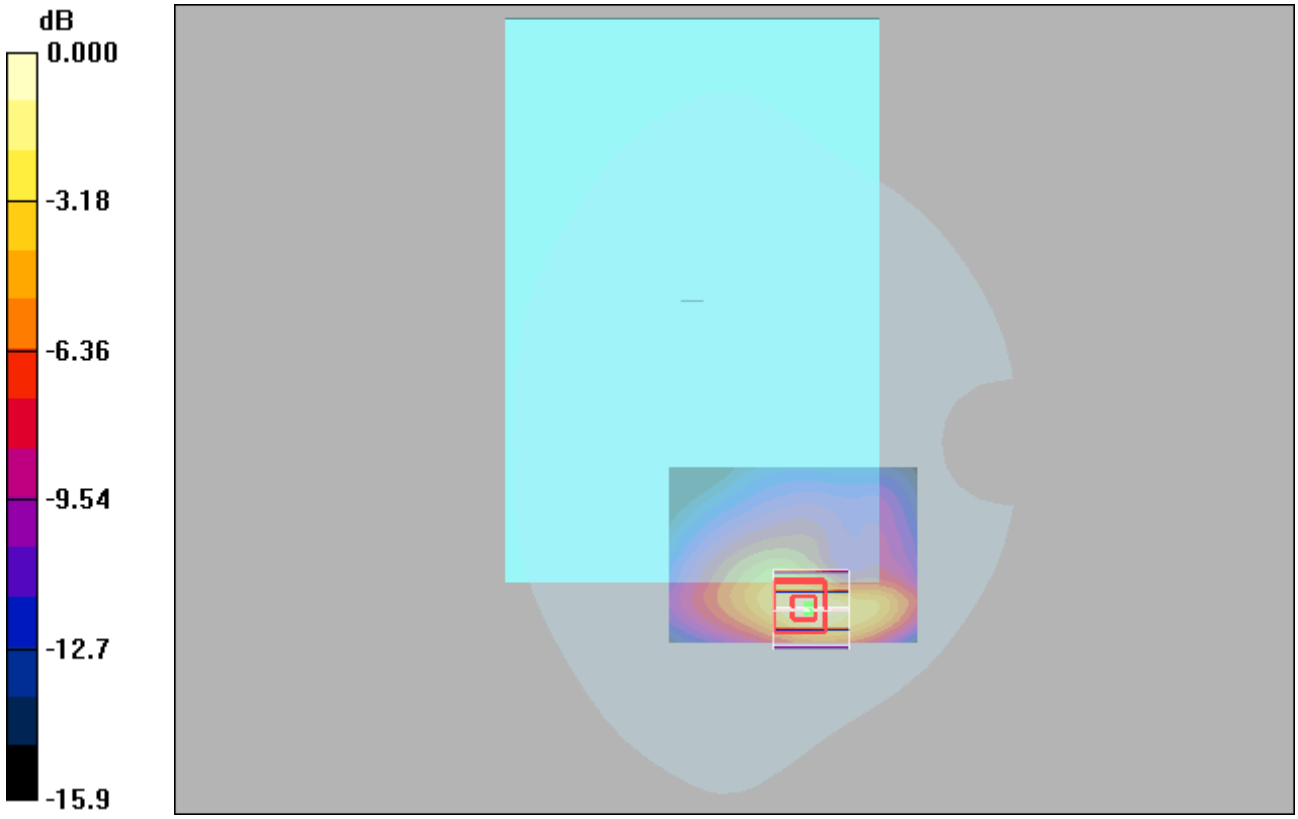

0 dB = 0.789mW/g

LTE 2_QPSK20M_1_0_Top Side_0mm_19100

DUT: EUT

Communication System: LTE Band 2; Frequency: 1900 MHz;Duty Cycle: 1:1
Medium: H1900 Medium parameters used: f = 1900 MHz; σ = 1.36 mho/m; ε_r = 39.4; ρ = 1000 kg/m^3

DASY4 Configuration:
- Probe: ES3DV3 - SN3090; ConvF(5.11, 5.11, 5.11); Calibrated: 2023/3/15
- Sensor-Surface: 3mm (Mechanical Surface Detection)
- Electronics: DAE4 Sn662; Calibrated: 2023/3/8
- Phantom: SAM 1; Type: QD 000 P40 CB; Serial: TP/1378
- Postprocessing SW: SEMCAD, V1.8 Build 186

Area Scan (51x81x1): Measurement grid: dx=15mm, dy=15mm
Maximum value of SAR (interpolated) = 0.446 mW/g

Zoom Scan (5x5x7)/Cube 0: Measurement grid: dx=8mm, dy=8mm, dz=5mm
Reference Value = 3.76 V/m; Power Drift = 0.068 dB
Peak SAR (extrapolated) = 1.14 W/kg
SAR(1 g) = 0.430 mW/g; SAR(10 g) = 0.161 mW/g
Maximum value of SAR (measured) = 0.581 mW/g

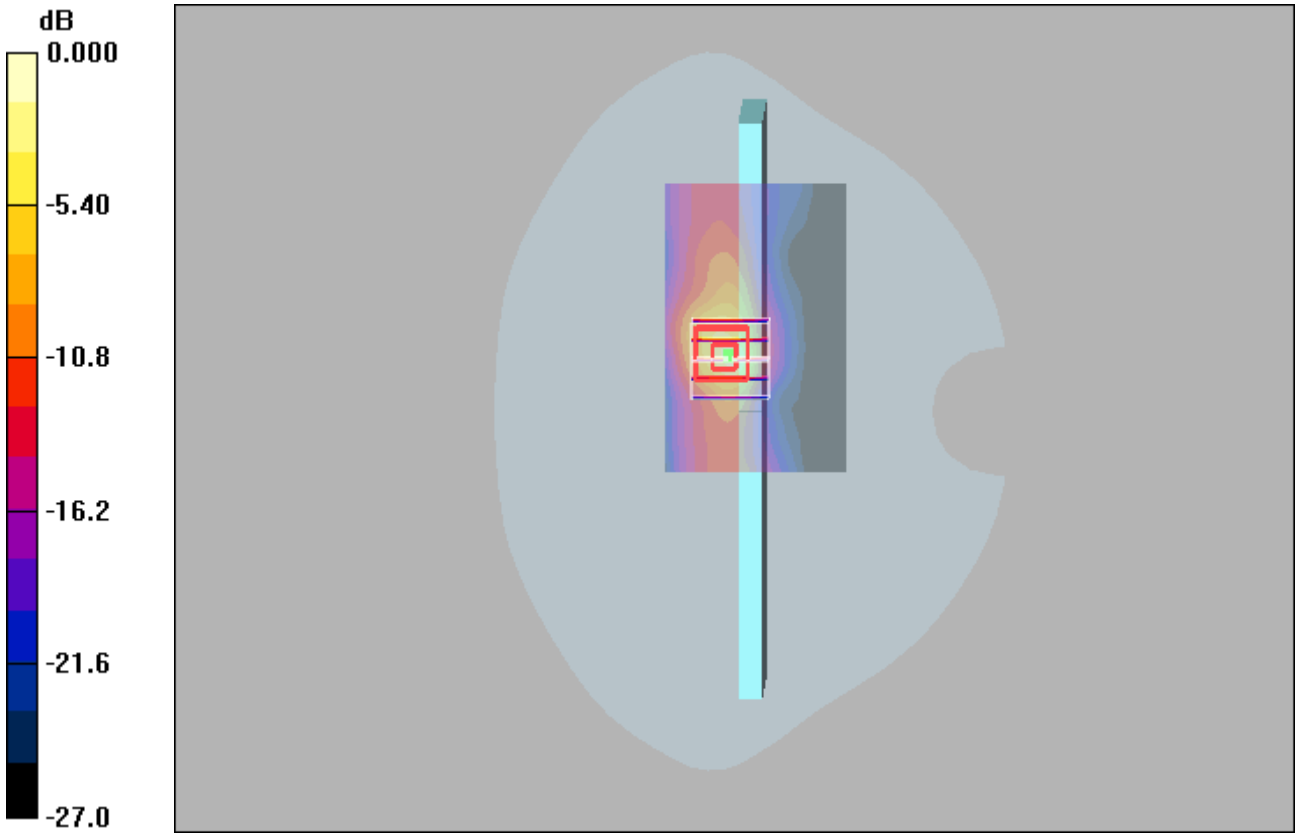

0 dB = 0.581mW/g

LTE 5_QPSK10M_25_0_Rear Face_0mm_20450

DUT: EUT

Communication System: LTE Band5; Frequency: 829 MHz;Duty Cycle: 1:1
Medium: H835 Medium parameters used: f = 829 MHz; σ = 0.912 mho/m; ε_r = 41.2; ρ = 1000 kg/m^3

DASY4 Configuration:
- Probe: ES3DV3 - SN3090; ConvF(6.25, 6.25, 6.25); Calibrated: 2023/3/15
- Sensor-Surface: 3mm (Mechanical Surface Detection)
- Electronics: DAE4 Sn662; Calibrated: 2023/3/8
- Phantom: SAM 1; Type: QD 000 P40 CB; Serial: TP/1378
- Postprocessing SW: SEMCAD, V1.8 Build 186

Area Scan (71x51x1): Measurement grid: dx=15mm, dy=15mm
Maximum value of SAR (interpolated) = 0.095 mW/g

Zoom Scan (5x5x7)/Cube 0: Measurement grid: dx=8mm, dy=8mm, dz=5mm
Reference Value = 1.01 V/m; Power Drift = 0.151 dB
Peak SAR (extrapolated) = 0.239 W/kg
SAR(1 g) = 0.096 mW/g; SAR(10 g) = 0.044 mW/g
Maximum value of SAR (measured) = 0.124 mW/g



0 dB = 0.124mW/g

LTE 7_QPSK20M_100_0_Top Side_0mm_20850

DUT: EUT

Communication System: LTE Band 7&20M; Frequency: 2510 MHz;Duty Cycle: 1:1
Medium: H2600 Medium parameters used: f = 2510 MHz; σ = 1.875 mho/m; ε_r = 38; ρ = 1000 kg/m^3

DASY4 Configuration:
- Probe: ES3DV3 - SN3090; ConvF(4.68, 4.68, 4.68); Calibrated: 2023/3/15
- Sensor-Surface: 3mm (Mechanical Surface Detection)
- Electronics: DAE4 Sn662; Calibrated: 2023/3/8
- Phantom: SAM 1; Type: QD 000 P40 CB; Serial: TP/1378
- Postprocessing SW: SEMCAD, V1.8 Build 186

Area Scan (61x91x1): Measurement grid: dx=12mm, dy=12mm
Maximum value of SAR (interpolated) = 1.12 mW/g

Zoom Scan (7x7x7)/Cube 0: Measurement grid: dx=5mm, dy=5mm, dz=5mm
Reference Value = 15.5 V/m; Power Drift = 0.021 dB
Peak SAR (extrapolated) = 3.02 W/kg
SAR(1 g) = 0.916 mW/g; SAR(10 g) = 0.332 mW/g
Maximum value of SAR (measured) = 1.25 mW/g

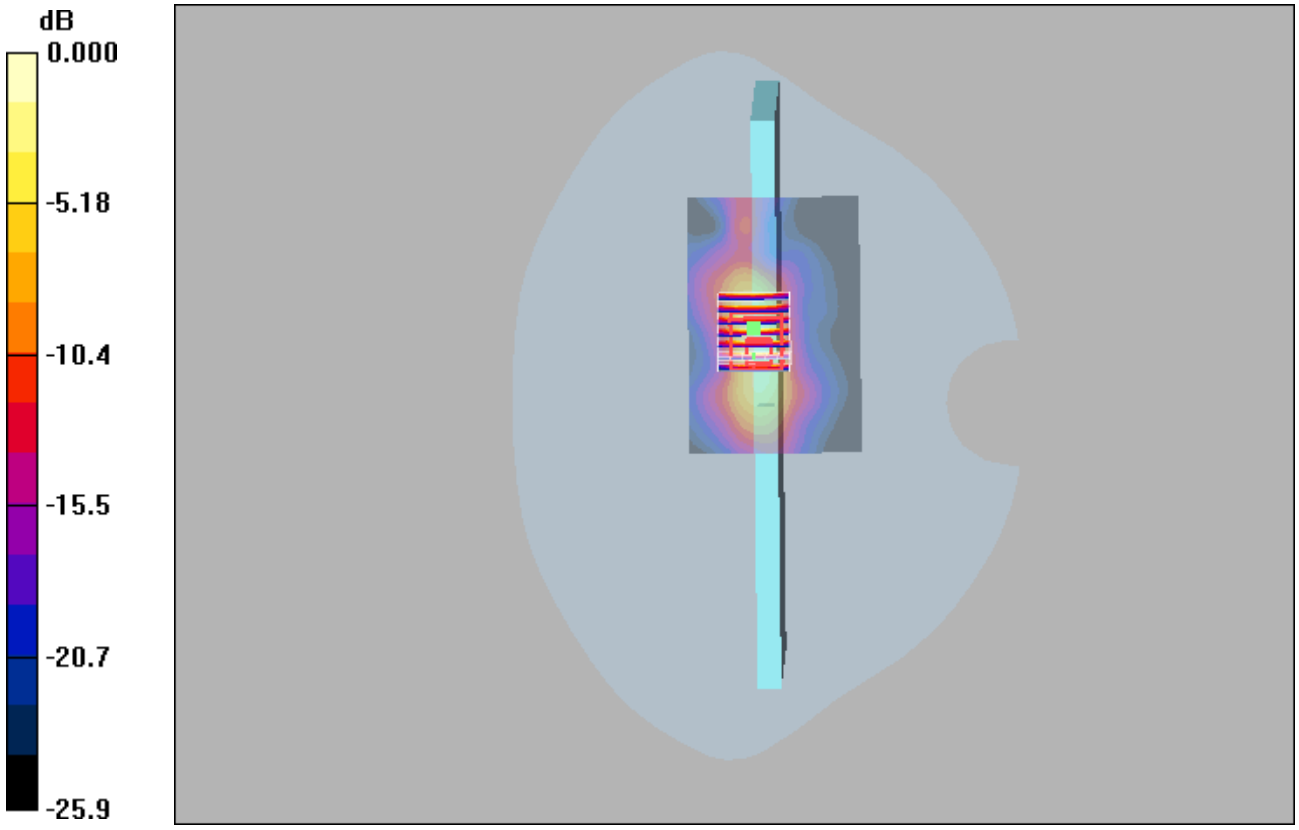

0 dB = 1.25mW/g

LTE 12_QPSK10M_1_0_Rear Face_0mm_23060

DUT: EUT

Communication System: LTE Band 12; Frequency: 704 MHz;Duty Cycle: 1:1
Medium: H750 Medium parameters used: f = 704 MHz; σ = 0.851 mho/m; ε_r = 41.7; ρ = 1000 kg/m^3

DASY4 Configuration:
- Probe: ES3DV3 - SN3090; ConvF(6.42, 6.42, 6.42); Calibrated: 2023/3/15
- Sensor-Surface: 3mm (Mechanical Surface Detection)
- Electronics: DAE4 Sn662; Calibrated: 2023/3/8
- Phantom: SAM 1; Type: QD 000 P40 CB; Serial: TP/1378
- Postprocessing SW: SEMCAD, V1.8 Build 186

Area Scan (51x81x1): Measurement grid: dx=15mm, dy=15mm
Maximum value of SAR (interpolated) = 0.144 mW/g

Zoom Scan (5x5x7)/Cube 0: Measurement grid: dx=8mm, dy=8mm, dz=5mm
Reference Value = 2.97 V/m; Power Drift = -0.042 dB
Peak SAR (extrapolated) = 0.294 W/kg
SAR(1 g) = 0.100 mW/g; SAR(10 g) = 0.047 mW/g
Maximum value of SAR (measured) = 0.155 mW/g



0 dB = 0.155mW/g

LTE 13_QPSK10M_25_0_Top Side_0mm_23230

DUT: EUT

Communication System: LTE Band 13; Frequency: 782 MHz;Duty Cycle: 1:1
Medium: H750 Medium parameters used: f = 782 MHz; σ = 0.868 mho/m; ε_r = 41.2; ρ = 1000 kg/m^3

DASY4 Configuration:
- Probe: ES3DV3 - SN3090; ConvF(6.42, 6.42, 6.42); Calibrated: 2023/3/15
- Sensor-Surface: 3mm (Mechanical Surface Detection)
- Electronics: DAE4 Sn662; Calibrated: 2023/3/8
- Phantom: SAM 1; Type: QD 000 P40 CB; Serial: TP/1378
- Postprocessing SW: SEMCAD, V1.8 Build 186

Area Scan (51x81x1): Measurement grid: dx=15mm, dy=15mm
Maximum value of SAR (interpolated) = 0.492 mW/g

Zoom Scan (5x5x7)/Cube 0: Measurement grid: dx=8mm, dy=8mm, dz=5mm
Reference Value = 7.82 V/m; Power Drift = 0.037 dB
Peak SAR (extrapolated) = 1.03 W/kg
SAR(1 g) = 0.313 mW/g; SAR(10 g) = 0.127 mW/g
Maximum value of SAR (measured) = 0.493 mW/g

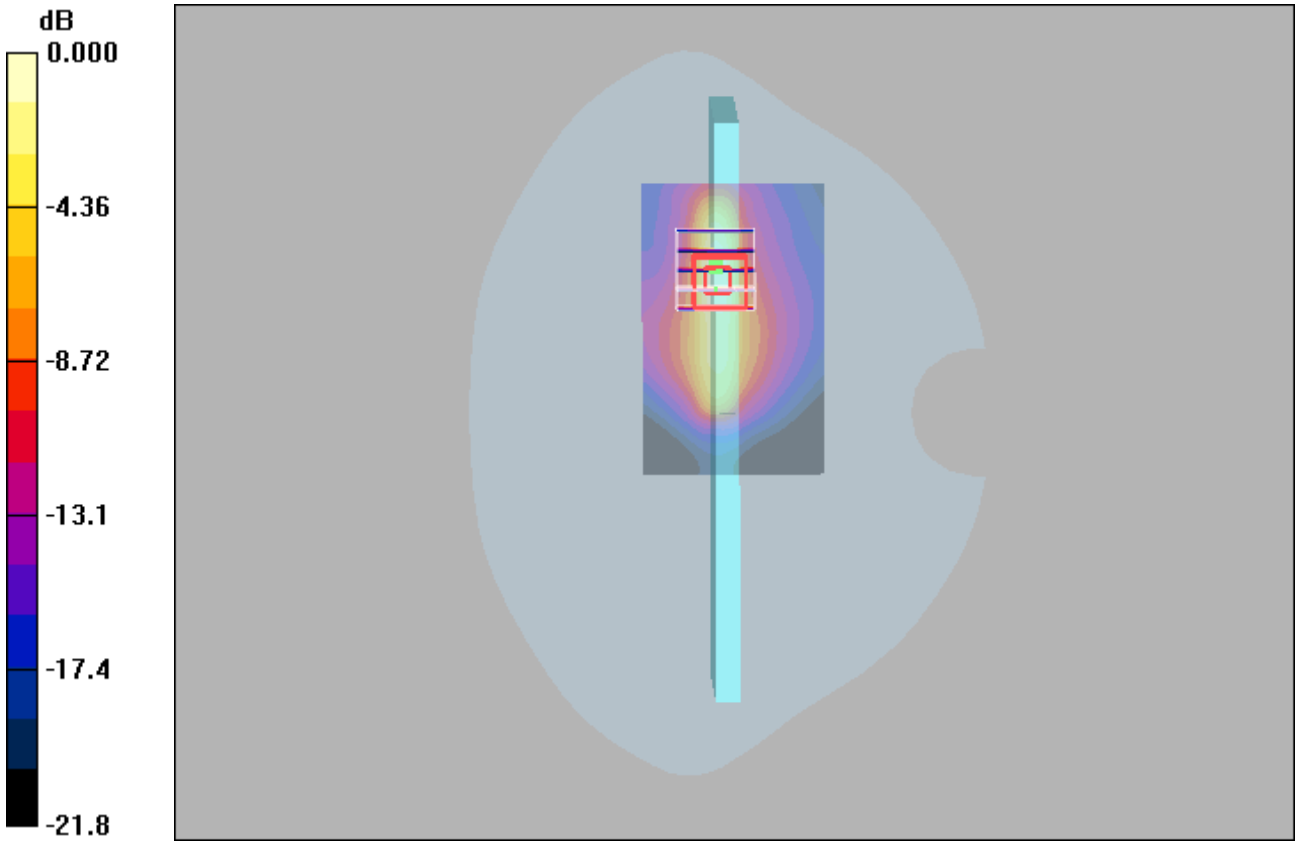

0 dB = 0.493mW/g

Test Laboratory: UnionTrust Date/Time: 2024/1/30

LTE 17_QPSK10M_25_0_Rear Face_0mm_23790

DUT: EUT

Communication System: LTE Band 17; Frequency: 710 MHz;Duty Cycle: 1:1
Medium: H750 Medium parameters used: f = 710 MHz; σ = 0.856 mho/m; ε_r = 41.7; ρ = 1000 kg/m^3

DASY4 Configuration:
- Probe: ES3DV3 - SN3090; ConvF(6.42, 6.42, 6.42); Calibrated: 2023/3/15
- Sensor-Surface: 3mm (Mechanical Surface Detection)
- Electronics: DAE4 Sn662; Calibrated: 2023/3/8
- Phantom: SAM 1; Type: QD 000 P40 CB; Serial: TP/1378
- Postprocessing SW: SEMCAD, V1.8 Build 186

Area Scan (51x81x1): Measurement grid: dx=15mm, dy=15mm
Maximum value of SAR (interpolated) = 0.193 mW/g

Zoom Scan (5x5x7)/Cube 0: Measurement grid: dx=8mm, dy=8mm, dz=5mm
Reference Value = 3.07 V/m; Power Drift = 0.052 dB
Peak SAR (extrapolated) = 0.375 W/kg
SAR(1 g) = 0.122 mW/g; SAR(10 g) = 0.056 mW/g
Maximum value of SAR (measured) = 0.192 mW/g



0 dB = 0.192mW/g

LTE 25_QPSK20M_50_50_Top Side_0mm_26140

DUT: EUT

Communication System: LTE Band 25; Frequency: 1860 MHz;Duty Cycle: 1:1
Medium: H1900 Medium parameters used : f = 1860 MHz; σ = 1.36 mho/m; ε_r = 39.4; ρ = 1000 kg/m^3

DASY4 Configuration:
- Probe: ES3DV3 - SN3090; ConvF(5.11, 5.11, 5.11); Calibrated: 2023/3/15
- Sensor-Surface: 3mm (Mechanical Surface Detection)
- Electronics: DAE4 Sn662; Calibrated: 2023/3/8
- Phantom: SAM 1; Type: QD 000 P40 CB; Serial: TP/1378
- Postprocessing SW: SEMCAD, V1.8 Build 186

Area Scan (51x81x1): Measurement grid: dx=15mm, dy=15mm
Maximum value of SAR (interpolated) = 0.411 mW/g

Zoom Scan (5x5x7)/Cube 0: Measurement grid: dx=8mm, dy=8mm, dz=5mm
Reference Value = 4.00 V/m; Power Drift = 0.054 dB
Peak SAR (extrapolated) = 1.19 W/kg
SAR(1 g) = 0.440 mW/g; SAR(10 g) = 0.166 mW/g
Maximum value of SAR (measured) = 0.634 mW/g

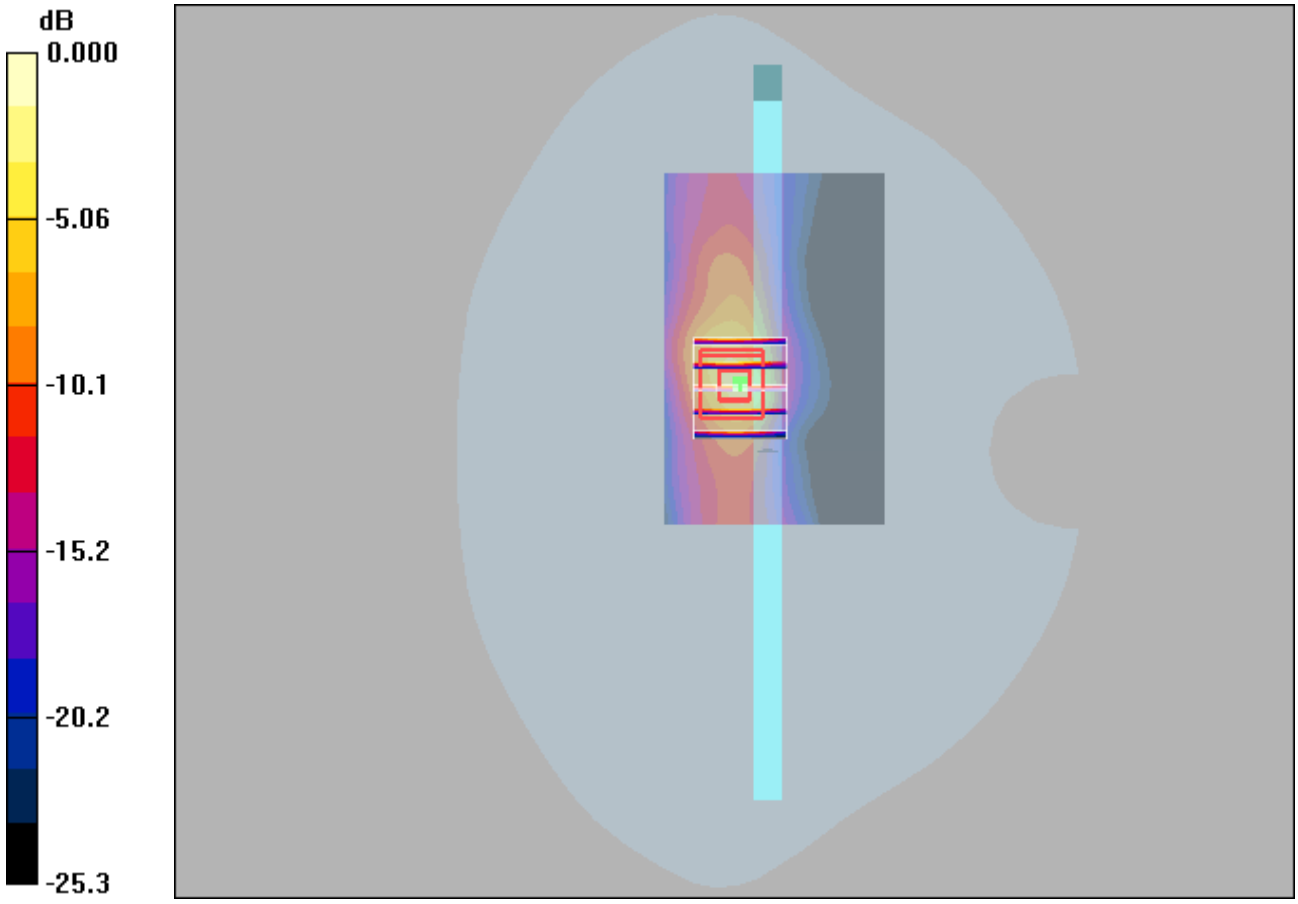

0 dB = 0.634mW/g

LTE 26_QPSK15M_1_74_Rear Face_0mm_26765

DUT: EUT

Communication System: LTE Band26; Frequency: 821.5 MHz;Duty Cycle: 1:1
Medium: H835 Medium parameters used : f = 821.5 MHz; σ = 0.91 mho/m; ε_r = 41.2; ρ = 1000 kg/m^3

DASY4 Configuration:
- Probe: ES3DV3 - SN3090; ConvF(6.25, 6.25, 6.25); Calibrated: 2023/3/15
- Sensor-Surface: 3mm (Mechanical Surface Detection)
- Electronics: DAE4 Sn662; Calibrated: 2023/3/8
- Phantom: SAM 1; Type: QD 000 P40 CB; Serial: TP/1378
- Postprocessing SW: SEMCAD, V1.8 Build 186

Area Scan (71x51x1): Measurement grid: dx=15mm, dy=15mm
Maximum value of SAR (interpolated) = 0.094 mW/g

Zoom Scan (5x5x7)/Cube 0: Measurement grid: dx=8mm, dy=8mm, dz=5mm
Reference Value = 1.42 V/m; Power Drift = 0.108 dB
Peak SAR (extrapolated) = 0.225 W/kg
SAR(1 g) = 0.088 mW/g; SAR(10 g) = 0.040 mW/g
Maximum value of SAR (measured) = 0.105 mW/g



0 dB = 0.105mW/g

LTE 30_QPSK10M_1_49_Top Side_15mm_27710

DUT: EUT

Communication System: LTE 30; Frequency: 2310 MHz;Duty Cycle: 1:1
Medium: H2300 Medium parameters used: f = 2310 MHz; σ = 1.74 mho/m; ε_r = 38.4; ρ = 1000 kg/m^3

DASY4 Configuration:
- Probe: ES3DV3 - SN3090; ConvF(4.92, 4.92, 4.92); Calibrated: 2023/3/15
- Sensor-Surface: 3mm (Mechanical Surface Detection)
- Electronics: DAE4 Sn662; Calibrated: 2023/3/8
- Phantom: SAM 1; Type: QD 000 P40 CB; Serial: TP/1378
- Postprocessing SW: SEMCAD, V1.8 Build 186

Area Scan (61x91x1): Measurement grid: dx=12mm, dy=12mm
Maximum value of SAR (interpolated) = 1.15 mW/g

Zoom Scan (7x7x7)/Cube 0: Measurement grid: dx=5mm, dy=5mm, dz=5mm
Reference Value = 8.04 V/m; Power Drift = 0.073 dB
Peak SAR (extrapolated) = 1.63 W/kg
SAR(1 g) = 0.902 mW/g; SAR(10 g) = 0.465 mW/g
Maximum value of SAR (measured) = 1.13 mW/g

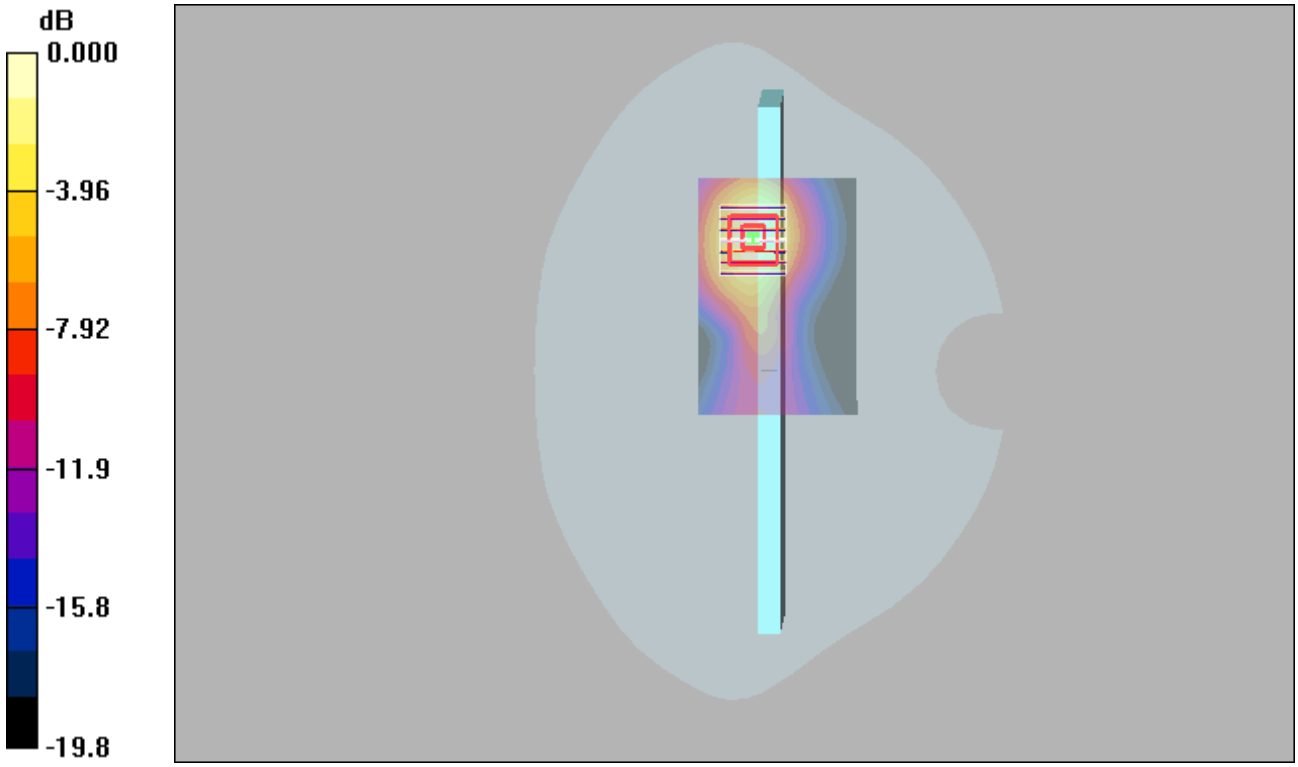

0 dB = 1.13mW/g

Test Laboratory: UnionTrust Date/Time: 2024/2/23

LTE 38_QPSK20M_1_99_Top Side_0mm_38150

DUT: EUT

Communication System: TDD-LTE Band38&20M; Frequency: 2610 MHz;Duty Cycle: 1:1.58
Medium: H2600 Medium parameters used : f = 2610 MHz; σ = 1.96 mho/m; ε_r = 37.8; ρ = 1000 kg/m^3

DASY4 Configuration:
- Probe: ES3DV3 - SN3090; ConvF(4.53, 4.53, 4.53); Calibrated: 2023/3/15
- Sensor-Surface: 3mm (Mechanical Surface Detection)
- Electronics: DAE4 Sn662; Calibrated: 2023/3/8
- Phantom: SAM 1; Type: QD 000 P40 CB; Serial: TP/1378
- Postprocessing SW: SEMCAD, V1.8 Build 186

Area Scan (61x91x1): Measurement grid: dx=12mm, dy=12mm
Maximum value of SAR (interpolated) = 0.925 mW/g

Zoom Scan (7x7x7)/Cube 0: Measurement grid: dx=5mm, dy=5mm, dz=5mm
Reference Value = 12.6 V/m; Power Drift = 0.117 dB
Peak SAR (extrapolated) = 2.29 W/kg
SAR(1 g) = 0.687 mW/g; SAR(10 g) = 0.247 mW/g
Maximum value of SAR (measured) = 0.954 mW/g

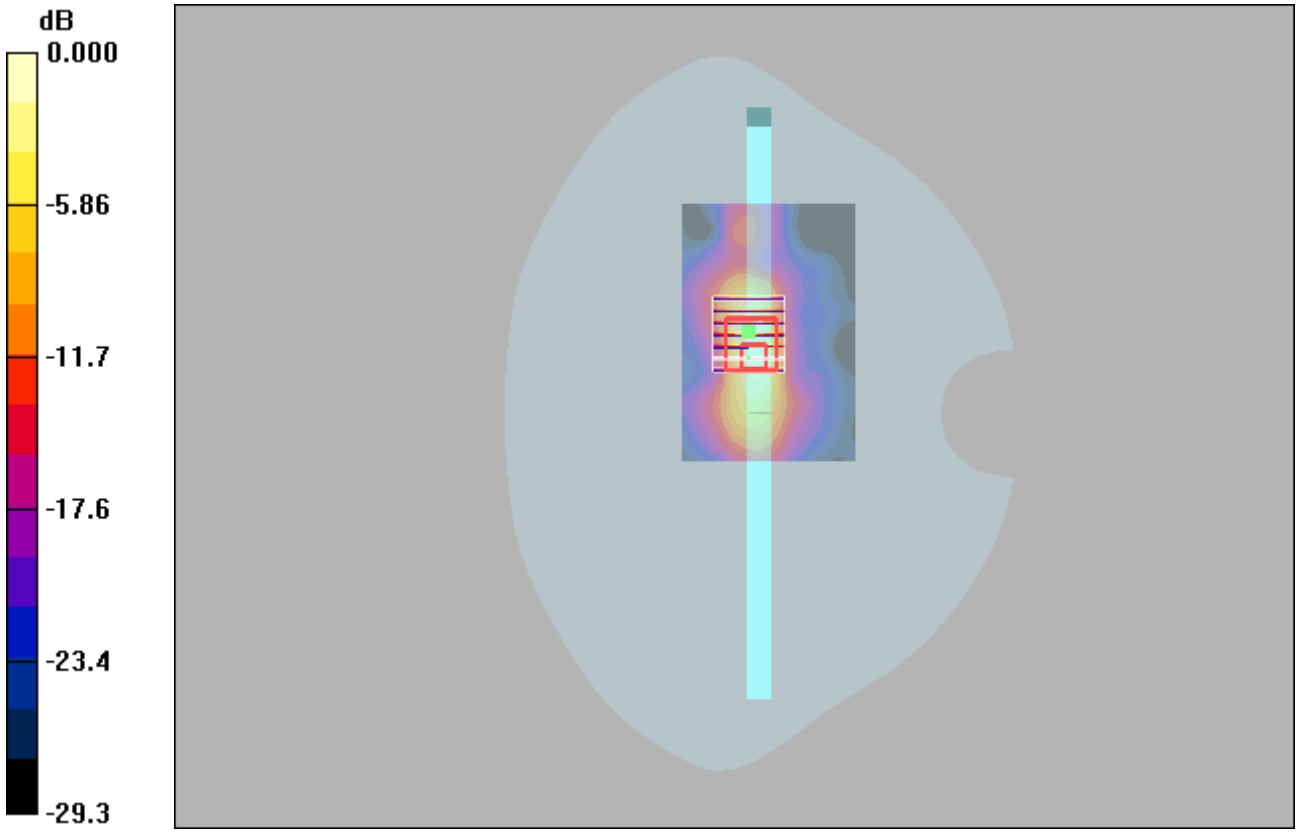

0 dB = 0.954mW/g

Test Laboratory: UnionTrust Date/Time: 2024/2/2

LTE 40_QPSK10M_25_25_Rear Face_0mm_38750

DUT: EUT

Communication System: TDD-LTE Band40&10M; Frequency: 2310 MHz;Duty Cycle: 1:1.58
Medium: H2300 Medium parameters used: f = 2310 MHz; σ = 1.72 mho/m; ε_r = 38.7; ρ = 1000 kg/m^3

DASY4 Configuration:
- Probe: ES3DV3 - SN3090; ConvF(4.92, 4.92, 4.92); Calibrated: 2023/3/15
- Sensor-Surface: 3mm (Mechanical Surface Detection)
- Electronics: DAE4 Sn662; Calibrated: 2023/3/8
- Phantom: SAM 1; Type: QD 000 P40 CB; Serial: TP/1378
- Postprocessing SW: SEMCAD, V1.8 Build 186

Area Scan (51x81x1): Measurement grid: dx=12mm, dy=12mm
Maximum value of SAR (interpolated) = 0.872 mW/g

Zoom Scan (7x7x7)/Cube 0: Measurement grid: dx=5mm, dy=5mm, dz=5mm
Reference Value = 2.38 V/m; Power Drift = -0.161 dB
Peak SAR (extrapolated) = 2.10 W/kg
SAR(1 g) = 0.697 mW/g; SAR(10 g) = 0.253 mW/g
Maximum value of SAR (measured) = 1.00 mW/g

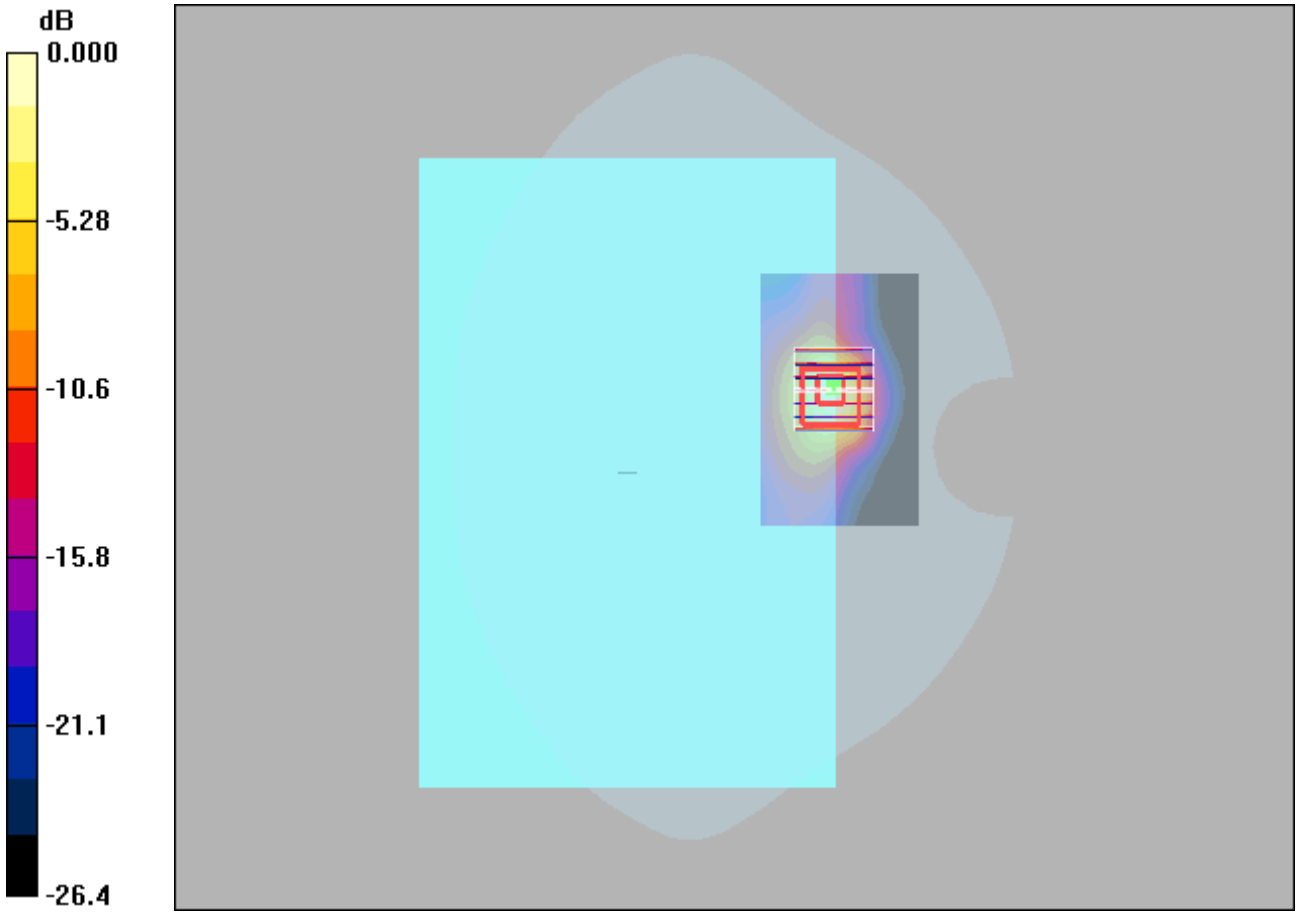

0 dB = 1.00mW/g

LTE 41_QPSK20M_50_50_Top Side_0mm_40620

DUT: EUT

Communication System: TDD-LTE Band41; Frequency: 2593 MHz;Duty Cycle: 1:1.58
Medium: H2600 Medium parameters used: f = 2593 MHz; σ = 1.93 mho/m; ε_r = 37.5; ρ = 1000 kg/m^3

DASY4 Configuration:
- Probe: ES3DV3 - SN3090; ConvF(4.53, 4.53, 4.53); Calibrated: 2023/3/15
- Sensor-Surface: 3mm (Mechanical Surface Detection)
- Electronics: DAE4 Sn662; Calibrated: 2023/3/8
- Phantom: SAM 1; Type: QD 000 P40 CB; Serial: TP/1378
- Postprocessing SW: SEMCAD, V1.8 Build 186

Area Scan (61x91x1): Measurement grid: dx=12mm, dy=12mm
Maximum value of SAR (interpolated) = 0.766 mW/g

Zoom Scan (7x7x7)/Cube 0: Measurement grid: dx=5mm, dy=5mm, dz=5mm
Reference Value = 10.4 V/m; Power Drift = 0.029 dB
Peak SAR (extrapolated) = 1.98 W/kg
SAR(1 g) = 0.582 mW/g; SAR(10 g) = 0.205 mW/g
Maximum value of SAR (measured) = 0.884 mW/g

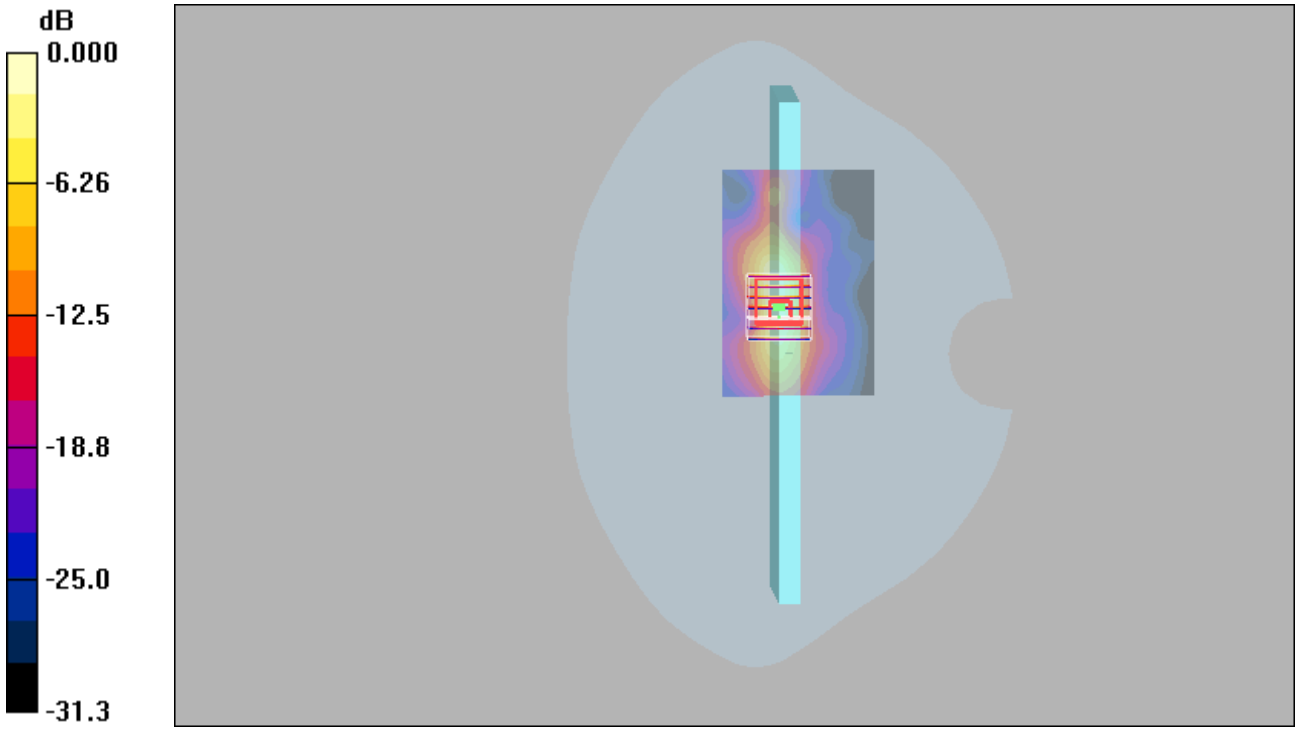

0 dB = 0.884mW/g

Test Laboratory: UnionTrust Date/Time: 2024/2/22

LTE 66_QPSK20M_50_50_Top Side_0mm_132072

DUT: EUT

Communication System: LTE Band 66&QPSK20M; Frequency: 1720 MHz;Duty Cycle: 1:1
Medium: H1750 Medium parameters used: f = 1720 MHz; σ = 1.38 mho/m; ε_r = 39.5; ρ = 1000 kg/m^3

DASY4 Configuration:
- Probe: ES3DV3 - SN3090; ConvF(5.37, 5.37, 5.37); Calibrated: 2023/3/15
- Sensor-Surface: 3mm (Mechanical Surface Detection)
- Electronics: DAE4 Sn662; Calibrated: 2023/3/8
- Phantom: SAM 1; Type: QD 000 P40 CB; Serial: TP/1378
- Postprocessing SW: SEMCAD, V1.8 Build 186

Area Scan (51x81x1): Measurement grid: dx=15mm, dy=15mm
Maximum value of SAR (interpolated) = 0.375 mW/g

Zoom Scan (5x5x7)/Cube 0: Measurement grid: dx=8mm, dy=8mm, dz=5mm
Reference Value = 5.14 V/m; Power Drift = 0.070 dB
Peak SAR (extrapolated) = 1.11 W/kg
SAR(1 g) = 0.425 mW/g; SAR(10 g) = 0.169 mW/g
Maximum value of SAR (measured) = 0.662 mW/g

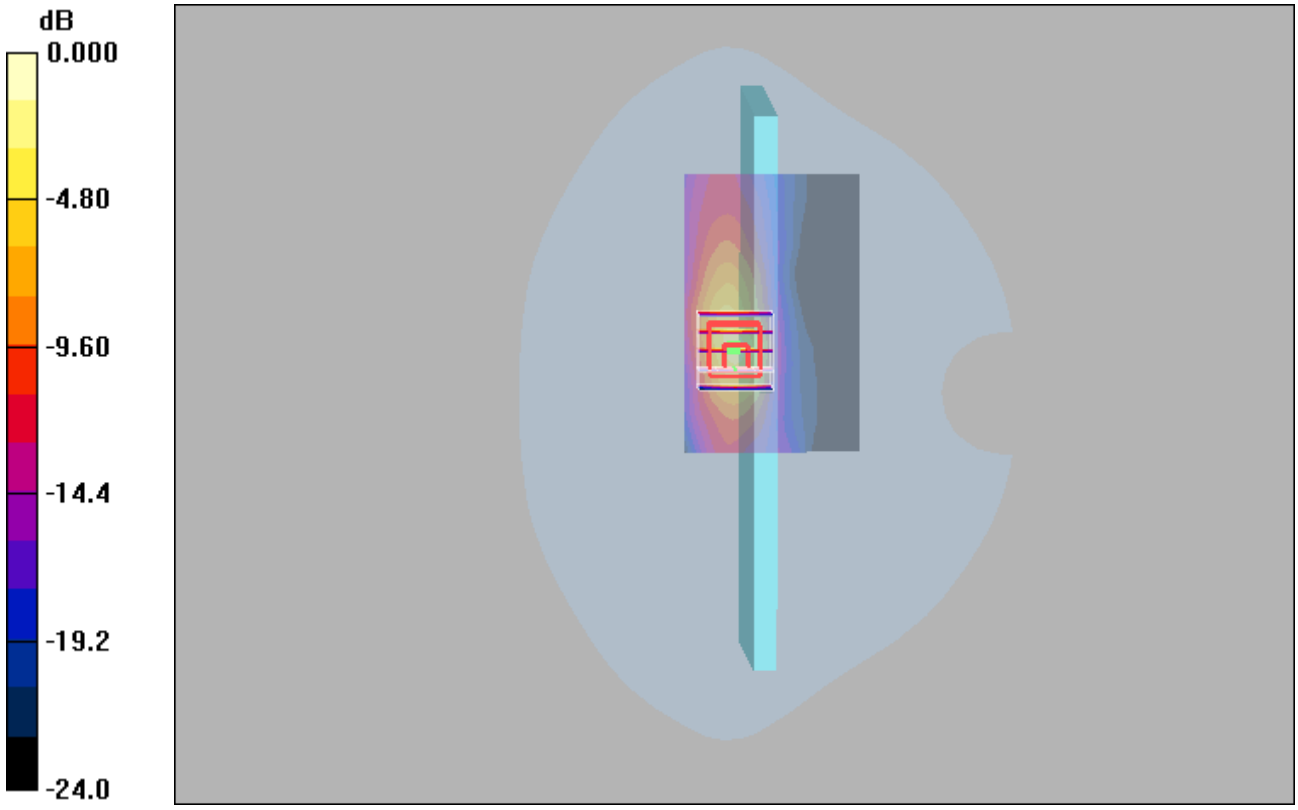

0 dB = 0.662mW/g

LTE 71_QPSK20M_50_25_Top Side_0mm_133322

DUT: EUT

Communication System: LTE Band 71&QPSK20M; Frequency: 683 MHz;Duty Cycle: 1:1
Medium: H750 Medium parameters used : f = 683 MHz; σ = 0.854 mho/m; ε_r = 42; ρ = 1000 kg/m^3

DASY4 Configuration:
- Probe: ES3DV3 - SN3090; ConvF(6.42, 6.42, 6.42); Calibrated: 2023/3/15
- Sensor-Surface: 3mm (Mechanical Surface Detection)
- Electronics: DAE4 Sn662; Calibrated: 2023/3/8
- Phantom: SAM 1; Type: QD 000 P40 CB; Serial: TP/1378
- Postprocessing SW: SEMCAD, V1.8 Build 186

Area Scan (51x81x1): Measurement grid: dx=15mm, dy=15mm
Maximum value of SAR (interpolated) = 0.930 mW/g

Zoom Scan (5x5x7)/Cube 0: Measurement grid: dx=8mm, dy=8mm, dz=5mm
Reference Value = 8.16 V/m; Power Drift = 0.023 dB
Peak SAR (extrapolated) = 2.05 W/kg
SAR(1 g) = 0.579 mW/g; SAR(10 g) = 0.228 mW/g
Maximum value of SAR (measured) = 0.953 mW/g

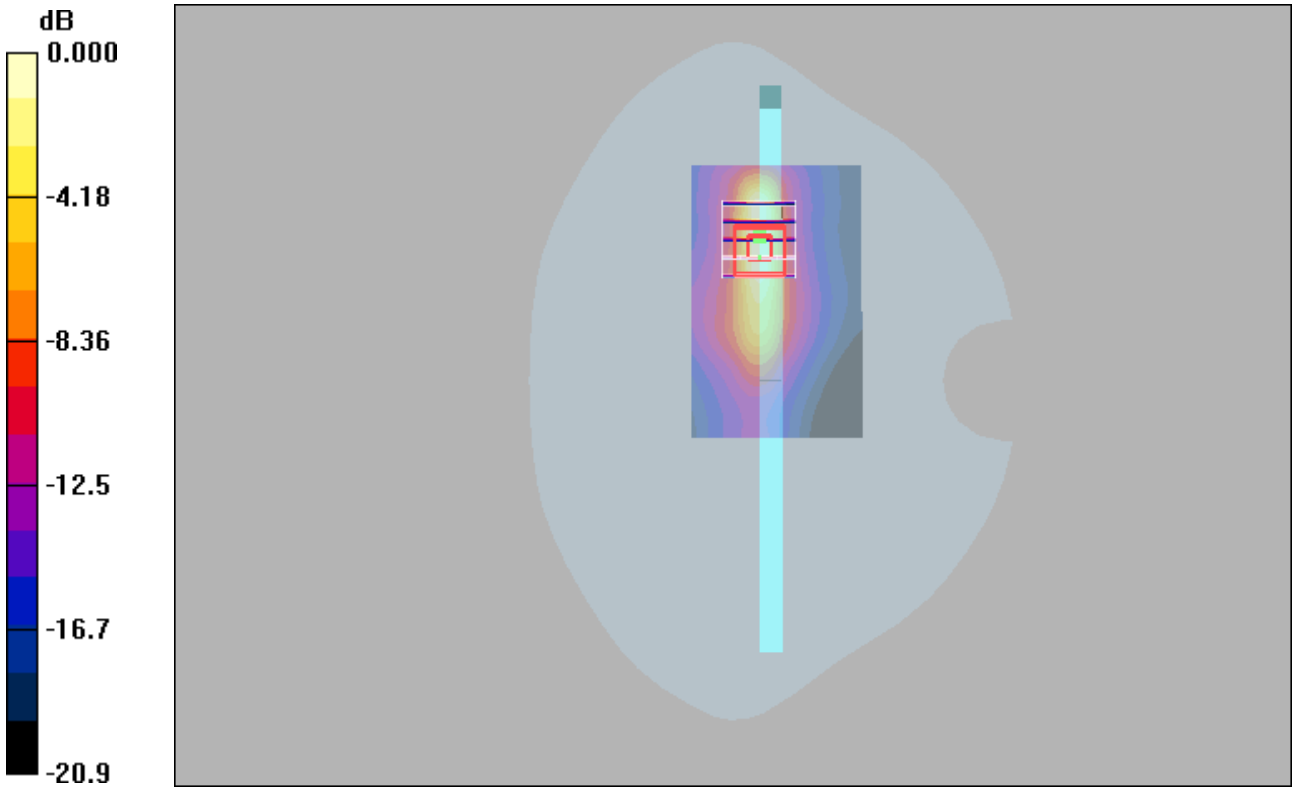

0 dB = 0.953mW/g

EDR_DH5_Rear Face_0mm_78

DUT: EUT

Communication System: Bluetooth; Frequency: 2480 MHz;Duty Cycle: 1:1
Medium: H2450 Medium parameters used: f = 2480 MHz; σ = 1.8 mho/m; ε_r = 38; ρ = 1000 kg/m^3

DASY4 Configuration:
- Probe: ES3DV3 - SN3090; ConvF(4.68, 4.68, 4.68); Calibrated: 2023/3/15
- Sensor-Surface: 3mm (Mechanical Surface Detection)
- Electronics: DAE4 Sn662; Calibrated: 2023/3/8
- Phantom: SAM 1; Type: QD 000 P40 CB; Serial: TP/1378
- Postprocessing SW: SEMCAD, V1.8 Build 186

Area Scan (51x81x1): Measurement grid: dx=12mm, dy=12mm
Maximum value of SAR (interpolated) = 0.430 mW/g

Zoom Scan (7x7x7)/Cube 0: Measurement grid: dx=5mm, dy=5mm, dz=5mm
Reference Value = 1.70 V/m; Power Drift = 0.089 dB
Peak SAR (extrapolated) = 1.28 W/kg
SAR(1 g) = 0.345 mW/g; SAR(10 g) = 0.123 mW/g
Maximum value of SAR (measured) = 0.533 mW/g



0 dB = 0.533mW/g

WIFI 2.4G_802.11b_Rear Face_0mm_11

DUT: EUT

Communication System: Wlan 802.11b; Frequency: 2462 MHz;Duty Cycle: 1:1
Medium: H2450 Medium parameters used: f = 2462 MHz; σ = 1.79 mho/m; ε_r = 38.4; ρ = 1000 kg/m^3

DASY4 Configuration:
- Probe: ES3DV3 - SN3090; ConvF(4.68, 4.68, 4.68); Calibrated: 2023/3/15
- Sensor-Surface: 3mm (Mechanical Surface Detection)
- Electronics: DAE4 Sn662; Calibrated: 2023/3/8
- Phantom: SAM 1; Type: QD 000 P40 CB; Serial: TP/1378
- Postprocessing SW: SEMCAD, V1.8 Build 186

Area Scan (51x81x1): Measurement grid: dx=12mm, dy=12mm
Maximum value of SAR (interpolated) = 0.800 mW/g

Zoom Scan (7x7x7)/Cube 0: Measurement grid: dx=5mm, dy=5mm, dz=5mm
Reference Value = 2.502 V/m; Power Drift = 0.055 dB
Peak SAR (extrapolated) = 1.85 W/kg
SAR(1 g) = 0.488 mW/g; SAR(10 g) = 0.176 mW/g
Maximum value of SAR (measured) = 0.790 mW/g



0 dB = 0.790mW/g

Test Laboratory: UnionTrust Date: 2024/1/20

P01 802.11a_Top Side_0cm_Ch60

DUT: EUT

Communication System: 802.11a; Frequency: 5300 MHz;Duty Cycle: 1:1
Medium: H5G Medium parameters used: f = 5300 MHz; σ = 4.788 S/m; ε_r = 36.216; ρ = 1000 kg/m^3

DASY4 Configuration:
- Probe: EX3DV4 - SN7506; ConvF(5.48, 5.48, 5.48) @ 5300 MHz; Calibrated: 2023/6/29
- Sensor-Surface: 1.4mm (Mechanical Surface Detection)
- Electronics: DAE4 Sn913; Calibrated: 2023/6/26
- Phantom: SAM 1; Type: QD 000 P40 CB; Serial: TP/1378
- Postprocessing SW: SEMCAD, V1.8 Build 186

Area Scan (81x101x1): Interpolated grid: dx=1.000 mm, dy=1.000 mm
Maximum value of SAR (interpolated) = 0.901 W/kg

Zoom Scan (8x8x7)/Cube 0: Measurement grid: dx=4mm, dy=4mm, dz=1.4mm
Reference Value = 14.03 V/m; Power Drift = -0.06 dB
Peak SAR (extrapolated) = 1.67 W/kg
SAR(1 g) = 0.355 W/kg; SAR(10 g) = 0.078 W/kg
Smallest distance from peaks to all points 3 dB below = 4.5 mm
Ratio of SAR at M2 to SAR at M1 = 63.3%
Maximum value of SAR (measured) = 0.922 W/kg

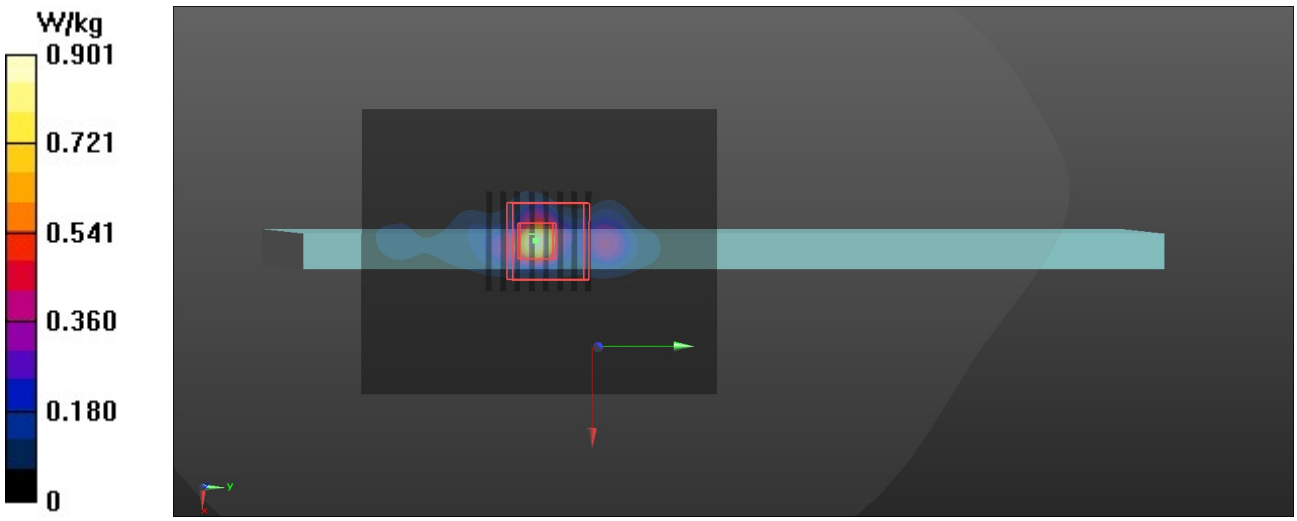

P02 802.11a_Rear Face_0cm_Ch140

DUT: EUT

Communication System: 802.11a; Frequency: 5700 MHz;Duty Cycle: 1:1
Medium: H5G Medium parameters used: f = 5700 MHz; σ = 5.2 S/m; ε_r = 35.641; ρ = 1000 kg/m^3

DASY4 Configuration:
- Probe: EX3DV4 - SN7506; ConvF(4.99, 4.99, 4.99) @ 5700 MHz; Calibrated: 2023/6/29
- Sensor-Surface: 1.4mm (Mechanical Surface Detection)
- Electronics: DAE4 Sn913; Calibrated: 2023/6/26
- Phantom: SAM 1; Type: QD 000 P40 CB; Serial: TP/1378
- Postprocessing SW: SEMCAD, V1.8 Build 186

Area Scan (81x101x1): Interpolated grid: dx=1.000 mm, dy=1.000 mm
Maximum value of SAR (interpolated) = 0.929 W/kg

Zoom Scan (8x8x7)/Cube 0: Measurement grid: dx=4mm, dy=4mm, dz=1.4mm
Reference Value = 6.253 V/m; Power Drift = 0.03 dB
Peak SAR (extrapolated) = 1.81 W/kg
SAR(1 g) = 0.322 W/kg; SAR(10 g) = 0.077 W/kg
Smallest distance from peaks to all points 3 dB below = 5.1 mm
Ratio of SAR at M2 to SAR at M1 = 54.1%
Maximum value of SAR (measured) = 1.05 W/kg

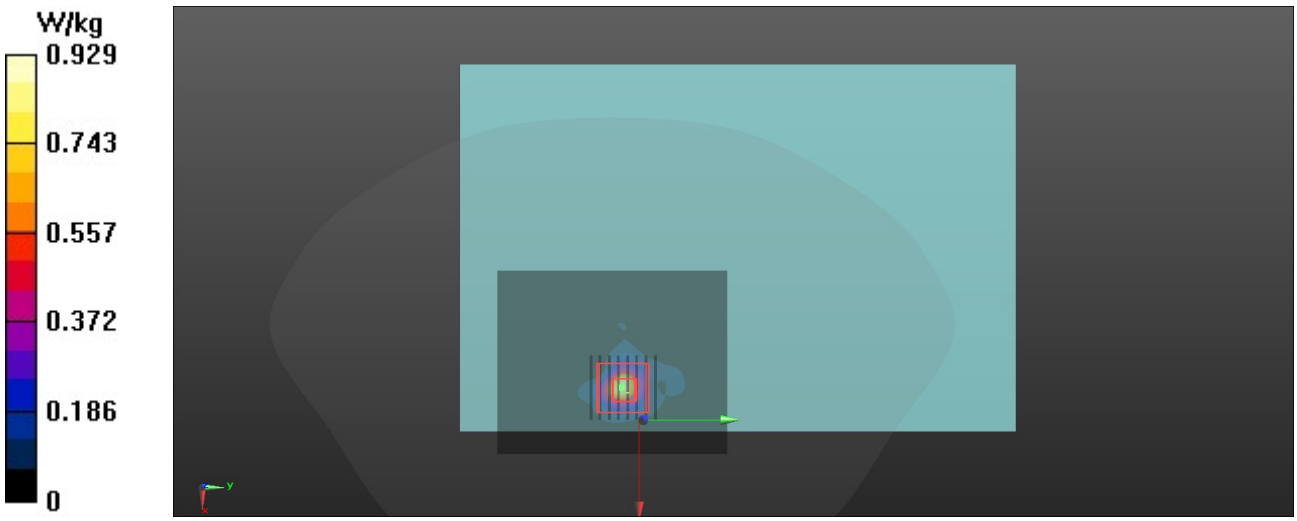

P03 802.11a_Rear Face_0cm_Ch165

DUT: EUT

Communication System: 802.11a; Frequency: 5825 MHz;Duty Cycle: 1:1
Medium: H5G Medium parameters used: f = 5825 MHz; σ = 5.329 S/m; ε_r = 35.468; ρ = 1000 kg/m^3

DASY4 Configuration:
- Probe: EX3DV4 - SN7506; ConvF(4.95, 4.95, 4.95) @ 5825 MHz; Calibrated: 2023/6/29
- Sensor-Surface: 1.4mm (Mechanical Surface Detection)
- Electronics: DAE4 Sn913; Calibrated: 2023/6/26
- Phantom: SAM 1; Type: QD 000 P40 CB; Serial: TP/1378
- Postprocessing SW: SEMCAD, V1.8 Build 186

Area Scan (81x101x1): Interpolated grid: dx=1.000 mm, dy=1.000 mm
Maximum value of SAR (interpolated) = 0.900 W/kg
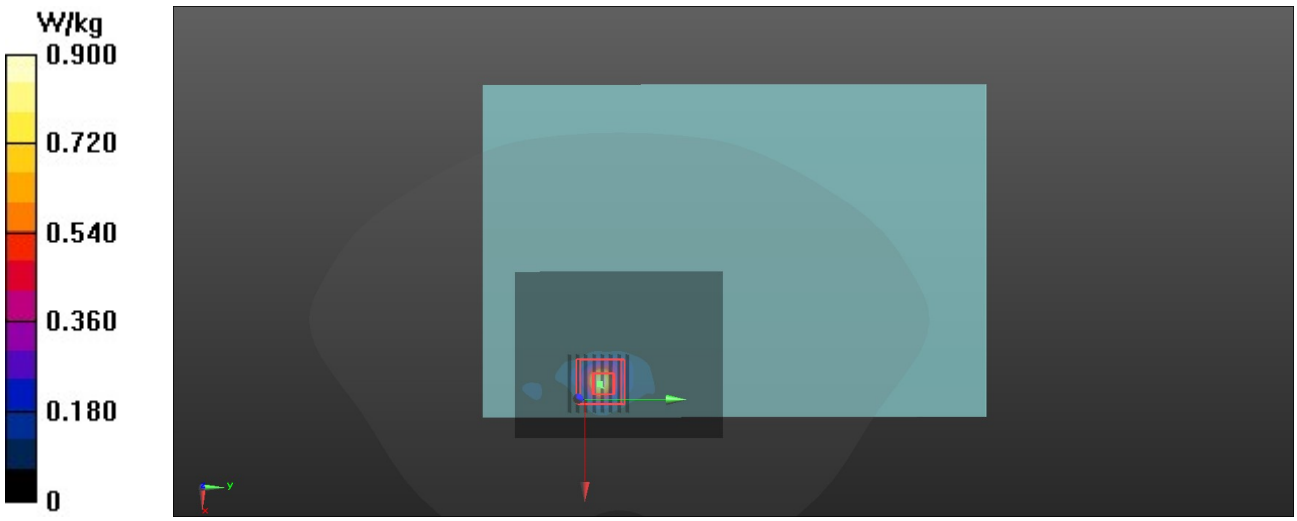
Zoom Scan (8x8x7)/Cube 0: Measurement grid: dx=4mm, dy=4mm, dz=1.4mm
Reference Value = 4.884 V/m; Power Drift = 0.07 dB
Peak SAR (extrapolated) = 2.65 W/kg
SAR(1 g) = 0.358 W/kg; SAR(10 g) = 0.081 W/kg
Smallest distance from peaks to all points 3 dB below = 4.3 mm
Ratio of SAR at M2 to SAR at M1 = 52.2%
Maximum value of SAR (measured) = 1.20 W/kg