System Check 750 MHz

Date: 2026/8/8
Communication System Band: D750 (750.0 MHz); Frequency: 750 MHz;Duty Cycle: 1:1
Medium parameters used: f = 750 MHz; σ = 0.872 S/m; ε_r = 42.341; ρ = 1000 kg/m^3
Phantom section: Flat Section

Ambient Temperature:22.4℃ Liquid Temperature:21.3℃

DASY5 Configuration:

- Probe: EX3DV4 - SN3748; ConvF(9.11, 9.11, 9.11); Calibrated: 2026/7/13
- Sensor-Surface: 1.4mm (Mechanical Surface Detection)
- Electronics: DAE4 Sn540; Calibrated: 2026/7/13
- Phantom: ELI V4.0 (20deg probe tilt); Type: QD OVA 001 Bx; Serial: 1086
- Measurement SW: DASY52, Version 52.10 (4); SEMCAD X Version 14.6.14 (7501)

CW750/Area Scan (61x131x1): Interpolated grid: dx=1.500 mm, dy=1.500 mm
Maximum value of SAR (interpolated) = 0.976 W/kg

CW750/Zoom Scan (5x5x7)/Cube 0: Measurement grid: dx=8mm, dy=8mm, dz=5mm
Reference Value = 30.24 V/m; Power Drift = -0.08 dB
Peak SAR (extrapolated) = 1.09 W/kg
SAR(1 g) = 0.781 W/kg; SAR(10 g) = 0.571 W/kg
Smallest distance from peaks to all points 3 dB below: Larger than measurement grid (> 16 mm)
Ratio of SAR at M2 to SAR at M1 = 73.1%
Maximum value of SAR (measured) = 0.980 W/kg

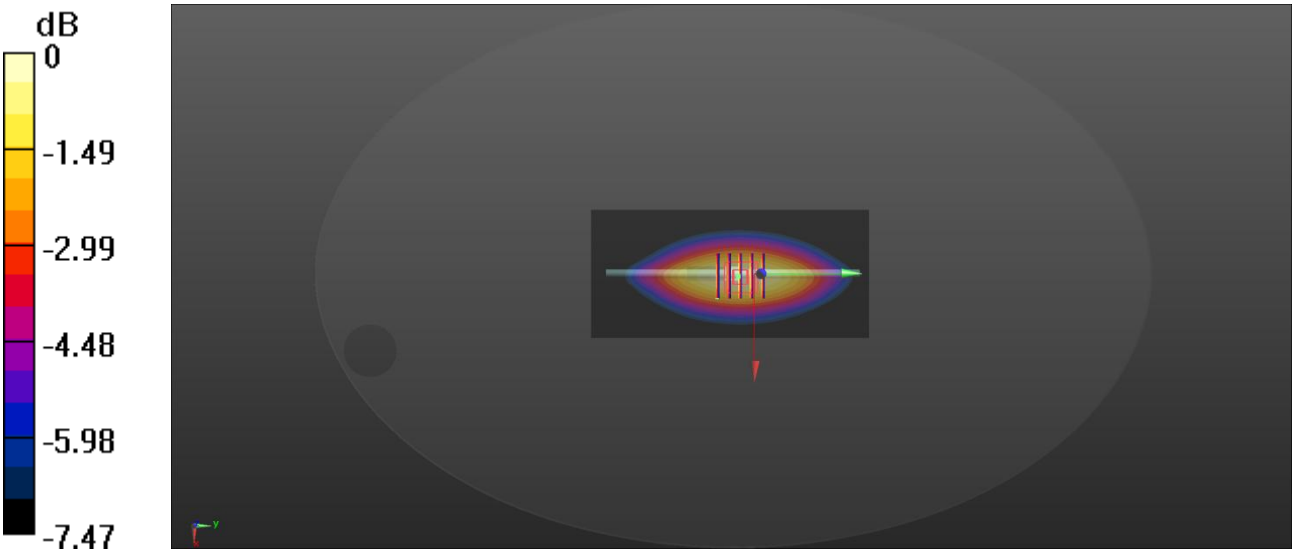

0 dB = 0.976 W/kg

System Check 750 MHz

Date: 2026/8/9
Communication System Band: D750 (750.0 MHz); Frequency: 750 MHz;Duty Cycle: 1:1
Medium parameters used: f = 750 MHz; σ = 0.896 S/m; ε_r = 43.363; ρ = 1000 kg/m^3
Phantom section: Flat Section

Ambient Temperature:22.1℃ Liquid Temperature:20.8℃

DASY5 Configuration:

- Probe: EX3DV4 - SN3748; ConvF(9.11, 9.11, 9.11); Calibrated: 2026/7/13
- Sensor-Surface: 1.4mm (Mechanical Surface Detection)
- Electronics: DAE4 Sn540; Calibrated: 2026/7/13
- Phantom: ELI V4.0 (20deg probe tilt); Type: QD OVA 001 Bx; Serial: 1086
- Measurement SW: DASY52, Version 52.10 (4); SEMCAD X Version 14.6.14 (7501)

CW750/Area Scan (61x131x1): Interpolated grid: dx=1.500 mm, dy=1.500 mm
Maximum value of SAR (interpolated) = 1.04 W/kg

CW750/Zoom Scan (5x5x7)/Cube 0: Measurement grid: dx=8mm, dy=8mm, dz=5mm
Reference Value = 30.78 V/m; Power Drift = -0.04 dB
Peak SAR (extrapolated) = 1.16 W/kg
SAR(1 g) = 0.836 W/kg; SAR(10 g) = 0.611 W/kg
Smallest distance from peaks to all points 3 dB below: Larger than measurement grid (> 16 mm)
Ratio of SAR at M2 to SAR at M1 = 72.8%
Maximum value of SAR (measured) = 1.05 W/kg

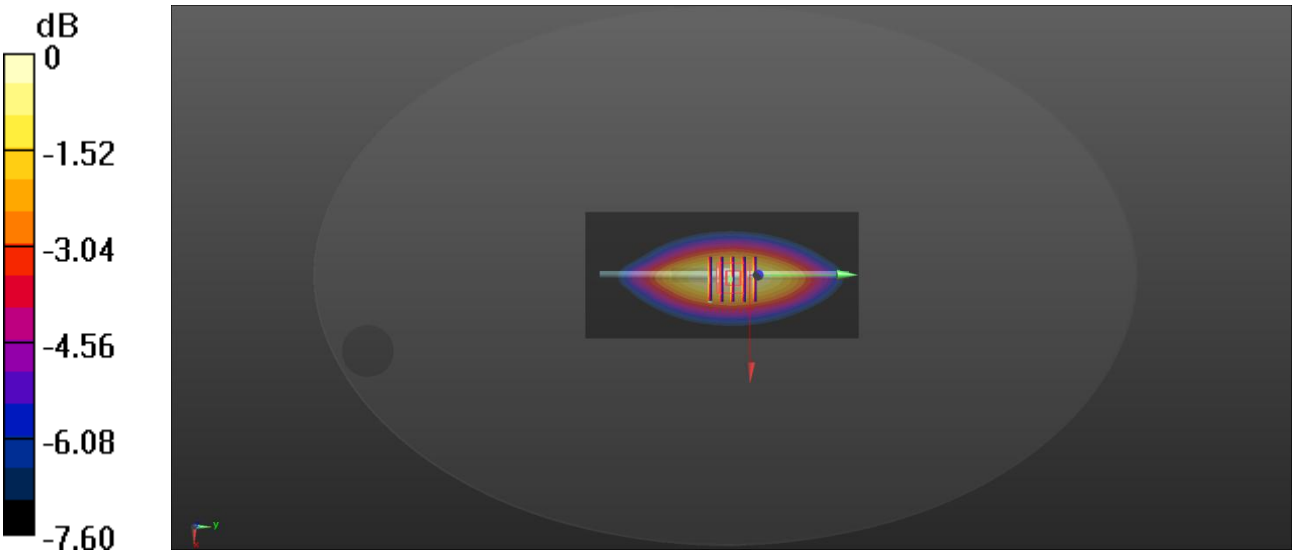

0 dB = 1.04 W/kg

System Check 835 MHz

Date: 2026/8/10
Communication System Band: D835 (835.0 MHz); Frequency: 835 MHz;Duty Cycle: 1:1
Medium parameters used: f = 835 MHz; σ = 0.922 S/m; ε_r = 43.413; ρ = 1000 kg/m^3
Phantom section: Flat Section

Ambient Temperature:22.3℃ Liquid Temperature:21.4℃

DASY5 Configuration:

- Probe: EX3DV4 - SN3748; ConvF(8.71, 8.71, 8.71); Calibrated: 2026/7/13
- Sensor-Surface: 1.4mm (Mechanical Surface Detection)
- Electronics: DAE4 Sn540; Calibrated: 2026/7/13
- Phantom: ELI V4.0 (20deg probe tilt); Type: QD OVA 001 Bx; Serial: 1086
- Measurement SW: DASY52, Version 52.10 (4); SEMCAD X Version 14.6.14 (7501)

Ch835/Area Scan (61x131x1): Interpolated grid: dx=1.500 mm, dy=1.500 mm
Maximum value of SAR (interpolated) = 1.19 W/kg

Ch835/Zoom Scan (5x5x7)/Cube 0: Measurement grid: dx=8mm, dy=8mm, dz=5mm
Reference Value = 32.26 V/m; Power Drift = -0.06 dB
Peak SAR (extrapolated) = 1.35 W/kg
SAR(1 g) = 0.947 W/kg; SAR(10 g) = 0.689 W/kg
Smallest distance from peaks to all points 3 dB below = 22.6 mm
Ratio of SAR at M2 to SAR at M1 = 71.9%
Maximum value of SAR (measured) = 1.21 W/kg



0 dB = 1.19 W/kg

System Check 835 MHz

Date: 2026/8/11
Communication System Band: D835 (835.0 MHz); Frequency: 835 MHz;Duty Cycle: 1:1
Medium parameters used: f = 835 MHz; σ = 0.904 S/m; ε_r = 42.435; ρ = 1000 kg/m^3
Phantom section: Flat Section

Ambient Temperature:22.7℃ Liquid Temperature:21.5℃

DASY5 Configuration:

- Probe: EX3DV4 - SN3748; ConvF(8.71, 8.71, 8.71); Calibrated: 2026/7/13
- Sensor-Surface: 1.4mm (Mechanical Surface Detection)
- Electronics: DAE4 Sn540; Calibrated: 2026/7/13
- Phantom: ELI V4.0 (20deg probe tilt); Type: QD OVA 001 Bx; Serial: 1086
- Measurement SW: DASY52, Version 52.10 (4); SEMCAD X Version 14.6.14 (7501)

Ch835/Area Scan (61x131x1): Interpolated grid: dx=1.500 mm, dy=1.500 mm
Maximum value of SAR (interpolated) = 1.12 W/kg

Ch835/Zoom Scan (5x5x7)/Cube 0: Measurement grid: dx=8mm, dy=8mm, dz=5mm
Reference Value = 29.86 V/m; Power Drift = -0.15 dB
Peak SAR (extrapolated) = 1.27 W/kg
SAR(1 g) = 0.895 W/kg; SAR(10 g) = 0.655 W/kg
Smallest distance from peaks to all points 3 dB below = 20.9 mm
Ratio of SAR at M2 to SAR at M1 = 71.4%
Maximum value of SAR (measured) = 1.13 W/kg

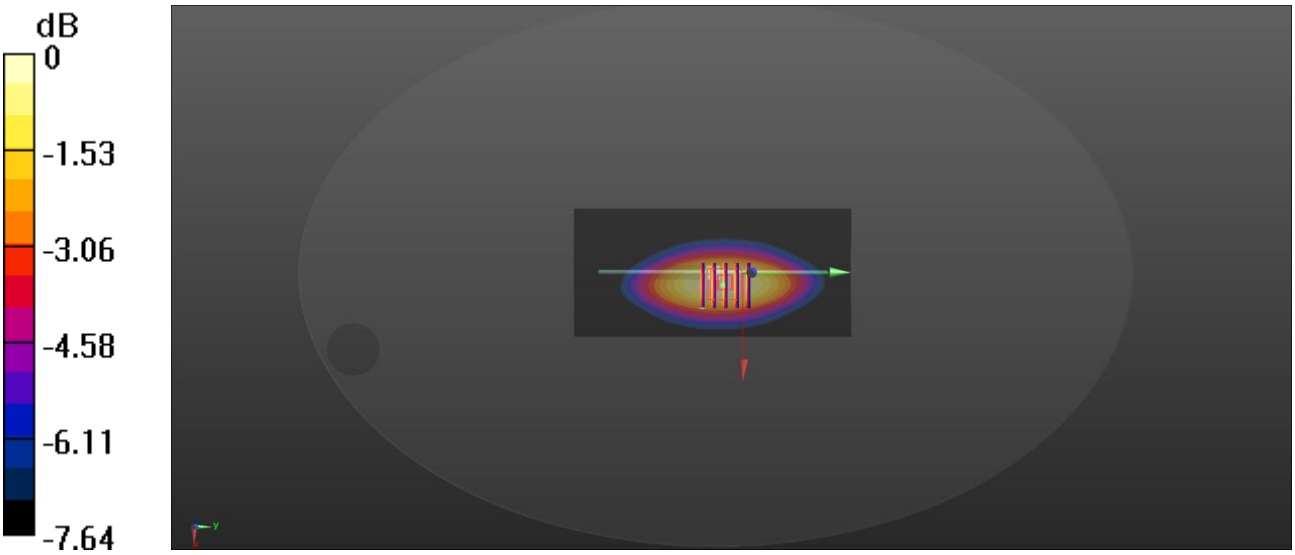

0 dB = 1.12 W/kg

System Check 1750 MHz

Date: 2026/8/12
Communication System Band: D1750 (1750.0 MHz); Frequency: 1750 MHz;Duty Cycle: 1:1
Medium parameters used: f = 1750 MHz; σ = 1.319 S/m; ε_r = 39.978; ρ = 1000 kg/m^3
Phantom section: Flat Section

Ambient Temperature:21.8℃ Liquid Temperature:21.0℃

DASY5 Configuration:

- Probe: EX3DV4 - SN3748; ConvF(7.65, 7.65, 7.65); Calibrated: 2026/7/13
- Sensor-Surface: 1.4mm (Mechanical Surface Detection)
- Electronics: DAE4 Sn540; Calibrated: 2026/7/13
- Phantom: ELI V4.0 (20deg probe tilt); Type: QD OVA 001 Bx; Serial: 1086
- Measurement SW: DASY52, Version 52.10 (4); SEMCAD X Version 14.6.14 (7501)

CW1750/Area Scan (51x101x1): Interpolated grid: dx=1.500 mm, dy=1.500 mm
Maximum value of SAR (interpolated) = 4.59 W/kg

CW1750/Zoom Scan (5x5x7)/Cube 0: Measurement grid: dx=8mm, dy=8mm, dz=5mm
Reference Value = 51.68 V/m; Power Drift = -0.18 dB
Peak SAR (extrapolated) = 5.27 W/kg
SAR(1 g) = 3.32 W/kg; SAR(10 g) = 2.03 W/kg
Smallest distance from peaks to all points 3 dB below = 11.2 mm
Ratio of SAR at M2 to SAR at M1 = 63.9%
Maximum value of SAR (measured) = 4.64 W/kg

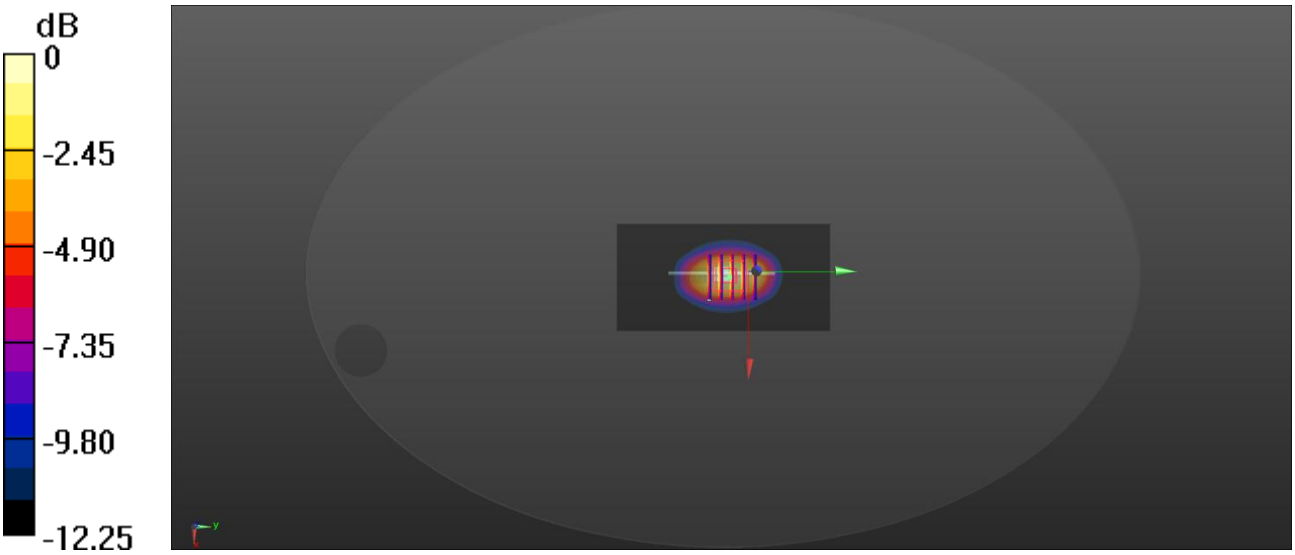

0 dB = 4.59 W/kg

System Check 1750 MHz

Date: 2026/8/14
Communication System Band: D1750 (1750.0 MHz); Frequency: 1750 MHz;Duty Cycle: 1:1
Medium parameters used: f = 1750 MHz; σ = 1.307 S/m; ε_r = 40.693; ρ = 1000 kg/m^3
Phantom section: Flat Section

Ambient Temperature:21.5℃ Liquid Temperature:20.7℃

DASY5 Configuration:

- Probe: EX3DV4 - SN3748; ConvF(7.65, 7.65, 7.65); Calibrated: 2026/7/13
- Sensor-Surface: 1.4mm (Mechanical Surface Detection)
- Electronics: DAE4 Sn540; Calibrated: 2026/7/13
- Phantom: ELI V4.0 (20deg probe tilt); Type: QD OVA 001 Bx; Serial: 1086
- Measurement SW: DASY52, Version 52.10 (4); SEMCAD X Version 14.6.14 (7501)

CW1750/Area Scan (51x101x1): Interpolated grid: dx=1.500 mm, dy=1.500 mm
Maximum value of SAR (interpolated) = 4.95 W/kg

CW1750/Zoom Scan (5x5x7)/Cube 0: Measurement grid: dx=8mm, dy=8mm, dz=5mm
Reference Value = 60.59 V/m; Power Drift = -0.17 dB
Peak SAR (extrapolated) = 5.92 W/kg
SAR(1 g) = 3.51 W/kg; SAR(10 g) = 2.07 W/kg
Smallest distance from peaks to all points 3 dB below = 11.2 mm
Ratio of SAR at M2 to SAR at M1 = 64.3%
Maximum value of SAR (measured) = 4.82 W/kg



0 dB = 4.82 W/kg

System Check 1900 MHz

Date: 2026/8/15
Communication System Band: D1900 (1900.0 MHz); Frequency: 1900 MHz;Duty Cycle: 1:1
Medium parameters used: f = 1900 MHz; σ = 1.423 S/m; ε_r = 41.334; ρ = 1000 kg/m^3
Phantom section: Flat Section

Ambient Temperature:22.2℃ Liquid Temperature:21.2℃

DASY5 Configuration:

- Probe: EX3DV4 - SN3748; ConvF(7.3, 7.3, 7.3); Calibrated: 2026/7/13
- Sensor-Surface: 1.4mm (Mechanical Surface Detection)
- Electronics: DAE4 Sn540; Calibrated: 2026/7/13
- Phantom: ELI V4.0 (20deg probe tilt); Type: QD OVA 001 Bx; Serial: 1086
- Measurement SW: DASY52, Version 52.10 (4); SEMCAD X Version 14.6.14 (7501)

CW1900/Area Scan (61x131x1): Interpolated grid: dx=1.500 mm, dy=1.500 mm
Maximum value of SAR (interpolated) = 5.35 W/kg

CW1900/Zoom Scan (5x5x7)/Cube 0: Measurement grid: dx=8mm, dy=8mm, dz=5mm
Reference Value = 52.62 V/m; Power Drift = -0.16 dB
Peak SAR (extrapolated) = 5.88 W/kg
SAR(1 g) = 3.71 W/kg; SAR(10 g) = 2.22 W/kg
Smallest distance from peaks to all points 3 dB below = 11.2 mm
Ratio of SAR at M2 to SAR at M1 = 63.9%
Maximum value of SAR (measured) = 5.17 W/kg



0 dB = 5.35 W/kg

System Check 1900 MHz

Date: 2026/8/16
Communication System Band: D1900 (1900.0 MHz); Frequency: 1900 MHz;Duty Cycle: 1:1
Medium parameters used: f = 1900 MHz; σ = 1.392 S/m; ε_r = 41.107; ρ = 1000 kg/m^3
Phantom section: Flat Section

Ambient Temperature:22.6℃ Liquid Temperature:21.5℃

DASY5 Configuration:

- Probe: EX3DV4 - SN3748; ConvF(7.3, 7.3, 7.3); Calibrated: 2026/7/13
- Sensor-Surface: 1.4mm (Mechanical Surface Detection)
- Electronics: DAE4 Sn540; Calibrated: 2026/7/13
- Phantom: ELI V4.0 (20deg probe tilt); Type: QD OVA 001 Bx; Serial: 1086
- Measurement SW: DASY52, Version 52.10 (4); SEMCAD X Version 14.6.14 (7501)

CW1900/Area Scan (61x131x1): Interpolated grid: dx=1.500 mm, dy=1.500 mm
Maximum value of SAR (interpolated) = 5.96 W/kg

CW1900/Zoom Scan (5x5x7)/Cube 0: Measurement grid: dx=8mm, dy=8mm, dz=5mm
Reference Value = 59.37 V/m; Power Drift = -0.09 dB
Peak SAR (extrapolated) = 6.41 W/kg
SAR(1 g) = 3.85 W/kg; SAR(10 g) = 2.28 W/kg
Smallest distance from peaks to all points 3 dB below = 10.7 mm
Ratio of SAR at M2 to SAR at M1 = 63.9%
Maximum value of SAR (measured) = 5.88 W/kg

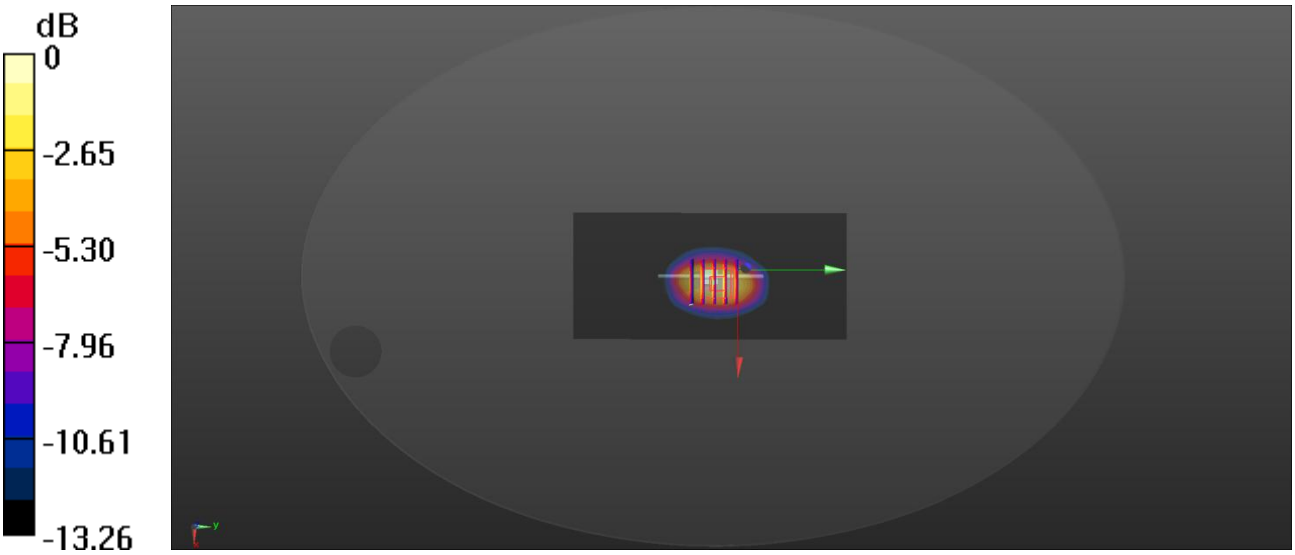

0 dB = 5.88 W/kg

System Check 2300 MHz

Date: 2026/8/17
Communication System Band: D2300 (2300.0 MHz); Frequency: 2300 MHz;Duty Cycle: 1:1
Medium parameters used: f = 2300 MHz; σ = 1.671 S/m; ε_r = 40.349; ρ = 1000 kg/m^3
Phantom section: Flat Section

Ambient Temperature:22.1℃ Liquid Temperature:20.9℃

DASY5 Configuration:

- Probe: EX3DV4 - SN3748; ConvF(7.2, 7.2, 7.2); Calibrated: 2026/7/13
- Sensor-Surface: 1.4mm (Mechanical Surface Detection)
- Electronics: DAE4 Sn540; Calibrated: 2026/7/13
- Phantom: ELI V4.0 (20deg probe tilt); Type: QD OVA 001 Bx; Serial: 1086
- Measurement SW: DASY52, Version 52.10 (4); SEMCAD X Version 14.6.14 (7501)

CW 2300/Area Scan (71x81x1): Interpolated grid: dx=1.200 mm, dy=1.200 mm
Maximum value of SAR (interpolated) = 9.32 W/kg

CW 2300/Zoom Scan (7x7x7)/Cube 0: Measurement grid: dx=5mm, dy=5mm, dz=5mm
Reference Value = 73.17 V/m; Power Drift = -0.02 dB
Peak SAR (extrapolated) = 9.95 W/kg
SAR(1 g) = 5.05 W/kg; SAR(10 g) = 2.48 W/kg
Smallest distance from peaks to all points 3 dB below = 9.5 mm
Ratio of SAR at M2 to SAR at M1 = 51.2%
Maximum value of SAR (measured) = 8.21 W/kg



0 dB = 8.21 W/kg

System Check 2450 MHz

Date: 2026/8/26
Communication System Band: D2450 (2450.0 MHz); Frequency: 2450 MHz;Duty Cycle: 1:1
Medium parameters used: f = 2450 MHz; σ = 1.784 S/m; ε_r = 40.168; ρ = 1000 kg/m^3
Phantom section: Flat Section

Ambient Temperature:22.5℃ Liquid Temperature:21.3℃

DASY5 Configuration:

- Probe: EX3DV4 - SN3748; ConvF(6.95, 6.95, 6.95); Calibrated: 2026/7/13
- Sensor-Surface: 1.4mm (Mechanical Surface Detection)
- Electronics: DAE4 Sn540; Calibrated: 2026/7/13
- Phantom: ELI V4.0 (20deg probe tilt); Type: QD OVA 001 Bx; Serial: 1086
- Measurement SW: DASY52, Version 52.10 (4); SEMCAD X Version 14.6.14 (7501)

CW2450/Area Scan (81x151x1): Interpolated grid: dx=1.200 mm, dy=1.200 mm
Maximum value of SAR (interpolated) = 9.41 W/kg

CW2450/Zoom Scan (7x7x7)/Cube 0: Measurement grid: dx=5mm, dy=5mm, dz=5mm
Reference Value = 58.06 V/m; Power Drift = -0.02 dB
Peak SAR (extrapolated) = 10.7 W/kg
SAR(1 g) = 5.15 W/kg; SAR(10 g) = 2.4 W/kg
Smallest distance from peaks to all points 3 dB below = 9 mm
Ratio of SAR at M2 to SAR at M1 = 48.8%
Maximum value of SAR (measured) = 8.58 W/kg



0 dB = 9.41 W/kg

System Check 2600 MHz

Date: 2026/8/17
Communication System Band: D2600 (2600.0 MHz); Frequency: 2600 MHz;Duty Cycle: 1:1
Medium parameters used: f = 2600 MHz; σ = 1.905 S/m; ε_r = 39.983; ρ = 1000 kg/m^3
Phantom section: Flat Section

Ambient Temperature:22.1℃ Liquid Temperature:20.9℃

DASY5 Configuration:

- Probe: EX3DV4 - SN3748; ConvF(6.8, 6.8, 6.8); Calibrated: 2026/7/13
- Sensor-Surface: 1.4mm (Mechanical Surface Detection)
- Electronics: DAE4 Sn540; Calibrated: 2026/7/13
- Phantom: ELI V4.0 (20deg probe tilt); Type: QD OVA 001 Bx; Serial: 1086
- Measurement SW: DASY52, Version 52.10 (4); SEMCAD X Version 14.6.14 (7501)

CW2600/Area Scan (81x151x1): Interpolated grid: dx=1.200 mm, dy=1.200 mm
Maximum value of SAR (interpolated) = 9.67 W/kg

CW2600/Zoom Scan (7x7x7)/Cube 0: Measurement grid: dx=5mm, dy=5mm, dz=5mm
Reference Value = 56.78 V/m; Power Drift = -0.02 dB
Peak SAR (extrapolated) = 11.7 W/kg
SAR(1 g) = 5.39 W/kg; SAR(10 g) = 2.41 W/kg
Smallest distance from peaks to all points 3 dB below = 9 mm
Ratio of SAR at M2 to SAR at M1 = 46.7%
Maximum value of SAR (measured) = 9.26 W/kg



0 dB = 9.67 W/kg

System Check 2600 MHz

Date: 2026/8/18
Communication System Band: D2600 (2600.0 MHz); Frequency: 2600 MHz;Duty Cycle: 1:1
Medium parameters used: f = 2600 MHz; σ = 1.899 S/m; ε_r = 39.712; ρ = 1000 kg/m^3
Phantom section: Flat Section

Ambient Temperature:21.6℃ Liquid Temperature:20.5℃

DASY5 Configuration:

- Probe: EX3DV4 - SN3748; ConvF(6.8, 6.8, 6.8); Calibrated: 2026/7/13
- Sensor-Surface: 1.4mm (Mechanical Surface Detection)
- Electronics: DAE4 Sn540; Calibrated: 2026/7/13
- Phantom: ELI V4.0 (20deg probe tilt); Type: QD OVA 001 Bx; Serial: 1086
- Measurement SW: DASY52, Version 52.10 (4); SEMCAD X Version 14.6.14 (7501)

CW2600/Area Scan (81x151x1): Interpolated grid: dx=1.200 mm, dy=1.200 mm
Maximum value of SAR (interpolated) = 10.0 W/kg

CW2600/Zoom Scan (7x7x7)/Cube 0: Measurement grid: dx=5mm, dy=5mm, dz=5mm
Reference Value = 56.97 V/m; Power Drift = -0.05 dB
Peak SAR (extrapolated) = 11.9 W/kg
SAR(1 g) = 5.49 W/kg; SAR(10 g) = 2.45 W/kg
Smallest distance from peaks to all points 3 dB below = 9 mm
Ratio of SAR at M2 to SAR at M1 = 46.6%
Maximum value of SAR (measured) = 9.48 W/kg



0 dB = 10.0 W/kg

System Check 2600 MHz

Date: 2026/8/19
Communication System Band: D2600 (2600.0 MHz); Frequency: 2600 MHz;Duty Cycle: 1:1
Medium parameters used: f = 2600 MHz; σ = 1.932 S/m; ε_r = 40.52; ρ = 1000 kg/m^3
Phantom section: Flat Section

Ambient Temperature:21.9℃ Liquid Temperature:21.0℃

DASY5 Configuration:

- Probe: EX3DV4 - SN3748; ConvF(6.8, 6.8, 6.8); Calibrated: 2026/7/13
- Sensor-Surface: 1.4mm (Mechanical Surface Detection)
- Electronics: DAE4 Sn540; Calibrated: 2026/7/13
- Phantom: ELI V4.0 (20deg probe tilt); Type: QD OVA 001 Bx; Serial: 1086
- Measurement SW: DASY52, Version 52.10 (4); SEMCAD X Version 14.6.14 (7501)

CW2600/Area Scan (81x151x1): Interpolated grid: dx=1.200 mm, dy=1.200 mm
Maximum value of SAR (interpolated) = 10.5 W/kg

CW2600/Zoom Scan (7x7x7)/Cube 0: Measurement grid: dx=5mm, dy=5mm, dz=5mm
Reference Value = 59.52 V/m; Power Drift = -0.11 dB
Peak SAR (extrapolated) = 12.4 W/kg
SAR(1 g) = 5.71 W/kg; SAR(10 g) = 2.56 W/kg
Smallest distance from peaks to all points 3 dB below = 9 mm
Ratio of SAR at M2 to SAR at M1 = 46.9%
Maximum value of SAR (measured) = 9.75 W/kg



0 dB = 10.5 W/kg

System Check 2600 MHz

Date: 2026/8/20
Communication System Band: D2600 (2600.0 MHz); Frequency: 2600 MHz;Duty Cycle: 1:1
Medium parameters used: f = 2600 MHz; σ = 1.894 S/m; ε_r = 40.922; ρ = 1000 kg/m^3
Phantom section: Flat Section

Ambient Temperature:22.5℃ Liquid Temperature:21.3℃

DASY5 Configuration:

- Probe: EX3DV4 - SN3748; ConvF(6.8, 6.8, 6.8); Calibrated: 2026/7/13
- Sensor-Surface: 1.4mm (Mechanical Surface Detection)
- Electronics: DAE4 Sn540; Calibrated: 2026/7/13
- Phantom: ELI V4.0 (20deg probe tilt); Type: QD OVA 001 Bx; Serial: 1086
- Measurement SW: DASY52, Version 52.10 (4); SEMCAD X Version 14.6.14 (7501)

CW2600/Area Scan (81x151x1): Interpolated grid: dx=1.200 mm, dy=1.200 mm
Maximum value of SAR (interpolated) = 10.2 W/kg

CW2600/Zoom Scan (7x7x7)/Cube 0: Measurement grid: dx=5mm, dy=5mm, dz=5mm
Reference Value = 56.81 V/m; Power Drift = -0.05 dB
Peak SAR (extrapolated) = 12.1 W/kg
SAR(1 g) = 5.6 W/kg; SAR(10 g) = 2.5 W/kg
Smallest distance from peaks to all points 3 dB below = 9 mm
Ratio of SAR at M2 to SAR at M1 = 46.8%
Maximum value of SAR (measured) = 9.57 W/kg



0 dB = 10.2 W/kg

System Check 3500 MHz

Date: 2026/8/25
Communication System Band: D3500 (3500.0 MHz); Frequency: 3500 MHz;Duty Cycle: 1:1
Medium parameters used: f = 3500 MHz; σ = 2.804 S/m; ε_r = 39.14; ρ = 1000 kg/m^3
Phantom section: Flat Section

Ambient Temperature:23.4℃ Liquid Temperature:22.2℃

DASY5 Configuration:

- Probe: EX3DV4 - SN3748; ConvF(6.3, 6.3, 6.3); Calibrated: 2026/7/13
- Sensor-Surface: 1.4mm (Mechanical Surface Detection)
- Electronics: DAE4 Sn540; Calibrated: 2026/7/13
- Phantom: ELI V4.0 (20deg probe tilt); Type: QD OVA 001 Bx; Serial: 1086
- Measurement SW: DASY52, Version 52.10 (4); SEMCAD X Version 14.6.14 (7501)

CW 3500/Area Scan (61x101x1): Interpolated grid: dx=1.200 mm, dy=1.200 mm
Maximum value of SAR (interpolated) = 13.1 W/kg

CW 3500/Zoom Scan (7x7x8)/Cube 0: Measurement grid: dx=5mm, dy=5mm, dz=4mm
Reference Value = 74.04 V/m; Power Drift = -0.08 dB
Peak SAR (extrapolated) = 16.7 W/kg
SAR(1 g) = 6.88 W/kg; SAR(10 g) = 2.72 W/kg
Smallest distance from peaks to all points 3 dB below = 8.2 mm
Ratio of SAR at M2 to SAR at M1 = 48.9%
Maximum value of SAR (measured) = 12.7 W/kg

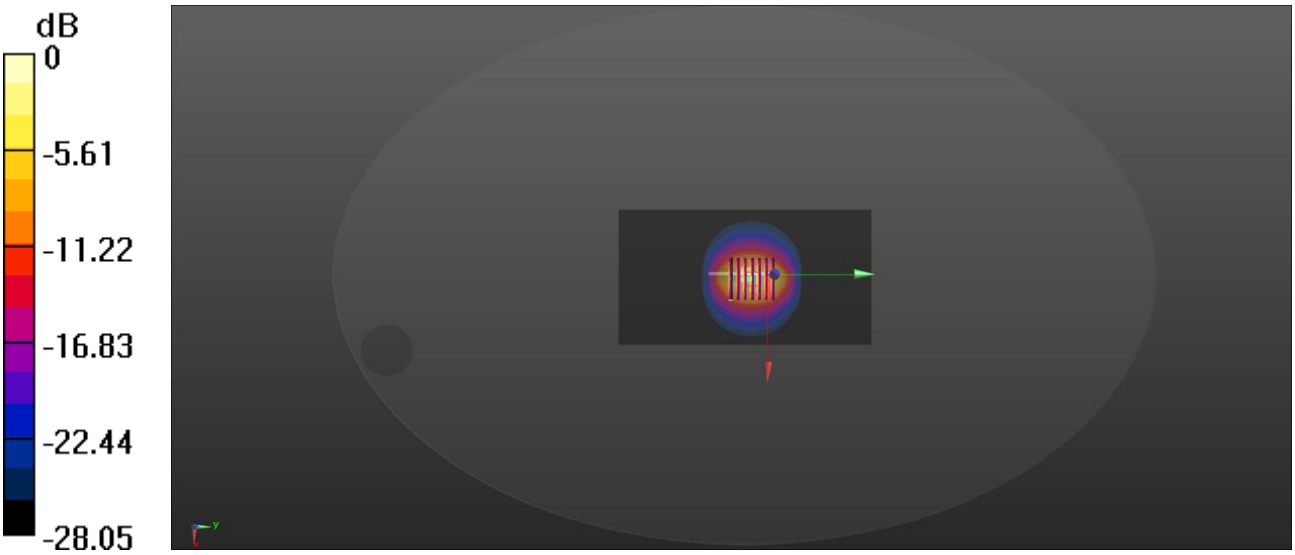

0 dB = 13.1 W/kg

System Check 3700 MHz

Date: 2026/8/21
Communication System Band: D3700 (3700.0 MHz); Frequency: 3700 MHz;Duty Cycle: 1:1
Medium parameters used: f = 3700 MHz; σ = 2.983 S/m; ε_r = 38.84; ρ = 1000 kg/m^3
Phantom section: Flat Section

Ambient Temperature:22.8℃ Liquid Temperature:21.9℃

DASY5 Configuration:

- Probe: EX3DV4 - SN3748; ConvF(6.1, 6.1, 6.1); Calibrated: 2026/7/13
- Sensor-Surface: 1.4mm (Mechanical Surface Detection)
- Electronics: DAE4 Sn540; Calibrated: 2026/7/13
- Phantom: ELI V4.0 (20deg probe tilt); Type: QD OVA 001 Bx; Serial: 1086
- Measurement SW: DASY52, Version 52.10 (4); SEMCAD X Version 14.6.14 (7501)

Ch3700/Area Scan (81x151x1): Interpolated grid: dx=1.200 mm, dy=1.200 mm
Maximum value of SAR (interpolated) = 14.0 W/kg

Ch3700/Zoom Scan (7x7x8)/Cube 0: Measurement grid: dx=5mm, dy=5mm, dz=4mm
Reference Value = 50.12 V/m; Power Drift = -0.14 dB
Peak SAR (extrapolated) = 17.9 W/kg
SAR(1 g) = 6.55 W/kg; SAR(10 g) = 2.41 W/kg
Smallest distance from peaks to all points 3 dB below = 8 mm
Ratio of SAR at M2 to SAR at M1 = 43.4%
Maximum value of SAR (measured) = 13.1 W/kg

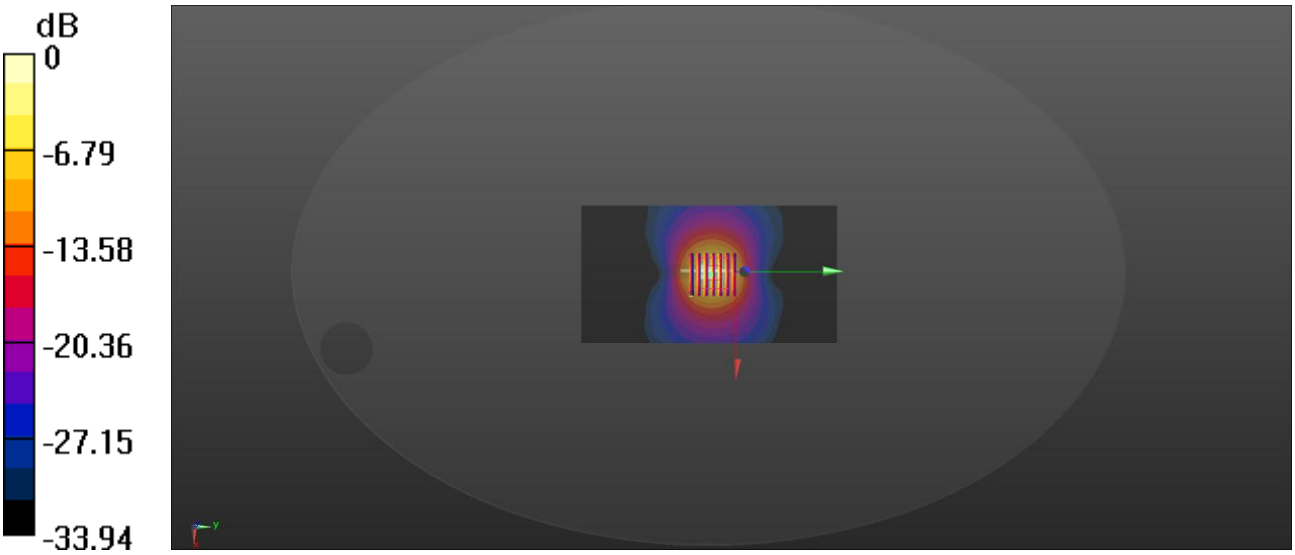

0 dB = 14.0 W/kg

System Check 3700 MHz

Date: 2026/8/22
Communication System Band: D3700 (3700.0 MHz); Frequency: 3700 MHz;Duty Cycle: 1:1
Medium parameters used: f = 3700 MHz; σ = 3.058 S/m; ε_r = 37.221; ρ = 1000 kg/m^3
Phantom section: Flat Section

Ambient Temperature:23.0℃ Liquid Temperature:22.1℃

DASY5 Configuration:

- Probe: EX3DV4 - SN3748; ConvF(6.1, 6.1, 6.1); Calibrated: 2026/7/13
- Sensor-Surface: 1.4mm (Mechanical Surface Detection)
- Electronics: DAE4 Sn540; Calibrated: 2026/7/13
- Phantom: ELI V4.0 (20deg probe tilt); Type: QD OVA 001 Bx; Serial: 1086
- Measurement SW: DASY52, Version 52.10 (4); SEMCAD X Version 14.6.14 (7501)

Ch3700/Area Scan (81x151x1): Interpolated grid: dx=1.200 mm, dy=1.200 mm
Maximum value of SAR (interpolated) = 14.4 W/kg

Ch3700/Zoom Scan (7x7x8)/Cube 0: Measurement grid: dx=5mm, dy=5mm, dz=4mm
Reference Value = 50.12 V/m; Power Drift = -0.14 dB
Peak SAR (extrapolated) = 18.4 W/kg
SAR(1 g) = 6.71 W/kg; SAR(10 g) = 2.47 W/kg
Smallest distance from peaks to all points 3 dB below = 8 mm
Ratio of SAR at M2 to SAR at M1 = 43.4%
Maximum value of SAR (measured) = 13.4 W/kg



0 dB = 14.4 W/kg

System Check 3700 MHz

Date: 2026/8/23
Communication System Band: D3700 (3700.0 MHz); Frequency: 3700 MHz;Duty Cycle: 1:1
Medium parameters used: f = 3700 MHz; σ = 3.169 S/m; ε_r = 36.487; ρ = 1000 kg/m^3
Phantom section: Flat Section

Ambient Temperature:22.4℃ Liquid Temperature:21.3℃

DASY5 Configuration:

- Probe: EX3DV4 - SN3748; ConvF(6.1, 6.1, 6.1); Calibrated: 2026/7/13
- Sensor-Surface: 1.4mm (Mechanical Surface Detection)
- Electronics: DAE4 Sn540; Calibrated: 2026/7/13
- Phantom: ELI V4.0 (20deg probe tilt); Type: QD OVA 001 Bx; Serial: 1086
- Measurement SW: DASY52, Version 52.10 (4); SEMCAD X Version 14.6.14 (7501)

Ch3700/Area Scan (81x151x1): Interpolated grid: dx=1.200 mm, dy=1.200 mm
Maximum value of SAR (interpolated) = 14.9 W/kg

Ch3700/Zoom Scan (7x7x8)/Cube 0: Measurement grid: dx=5mm, dy=5mm, dz=4mm
Reference Value = 50.12 V/m; Power Drift = -0.14 dB
Peak SAR (extrapolated) = 19.0 W/kg
SAR(1 g) = 6.96 W/kg; SAR(10 g) = 2.56 W/kg
Smallest distance from peaks to all points 3 dB below = 8 mm
Ratio of SAR at M2 to SAR at M1 = 43.4%
Maximum value of SAR (measured) = 13.9 W/kg

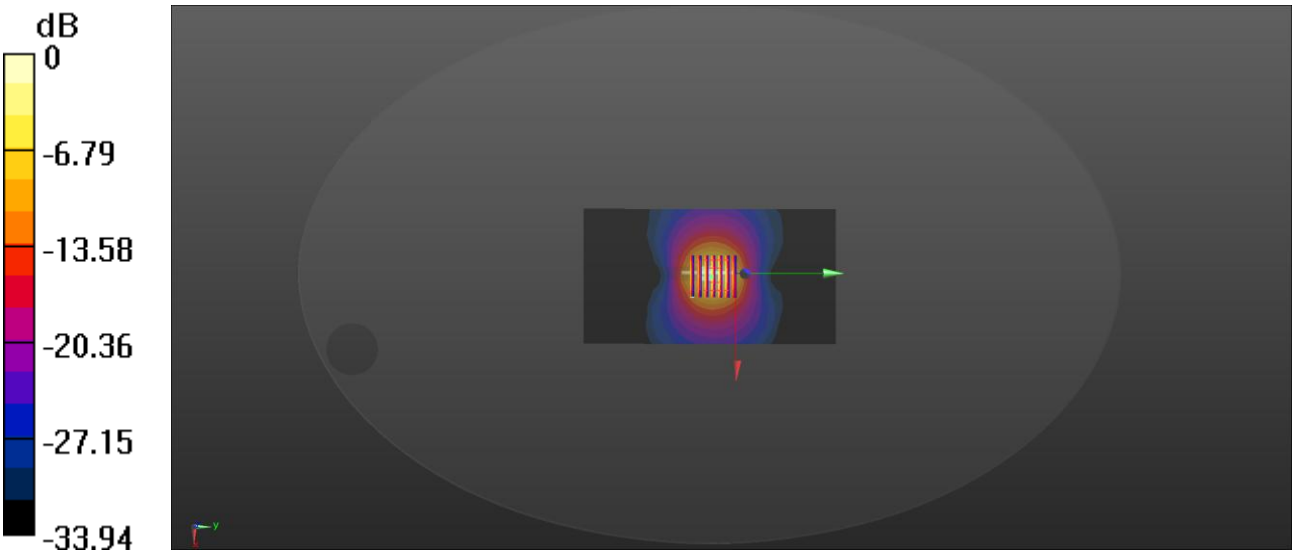

0 dB = 14.9 W/kg

System Check 3700 MHz

Date: 2026/8/24
Communication System Band: D3700 (3700.0 MHz); Frequency: 3700 MHz;Duty Cycle: 1:1
Medium parameters used: f = 3700 MHz; σ = 3.034 S/m; ε_r = 37.95; ρ = 1000 kg/m^3
Phantom section: Flat Section

Ambient Temperature:21.8℃ Liquid Temperature:20.6℃

DASY5 Configuration:

- Probe: EX3DV4 - SN3748; ConvF(6.1, 6.1, 6.1); Calibrated: 2026/7/13
- Sensor-Surface: 1.4mm (Mechanical Surface Detection)
- Electronics: DAE4 Sn540; Calibrated: 2026/7/13
- Phantom: ELI V4.0 (20deg probe tilt); Type: QD OVA 001 Bx; Serial: 1086
- Measurement SW: DASY52, Version 52.10 (4); SEMCAD X Version 14.6.14 (7501)

Ch3700/Area Scan (81x151x1): Interpolated grid: dx=1.200 mm, dy=1.200 mm
Maximum value of SAR (interpolated) = 14.3 W/kg

Ch3700/Zoom Scan (7x7x8)/Cube 0: Measurement grid: dx=5mm, dy=5mm, dz=4mm
Reference Value = 50.12 V/m; Power Drift = -0.14 dB
Peak SAR (extrapolated) = 18.2 W/kg
SAR(1 g) = 6.66 W/kg; SAR(10 g) = 2.45 W/kg
Smallest distance from peaks to all points 3 dB below = 8 mm
Ratio of SAR at M2 to SAR at M1 = 43.4%
Maximum value of SAR (measured) = 13.3 W/kg

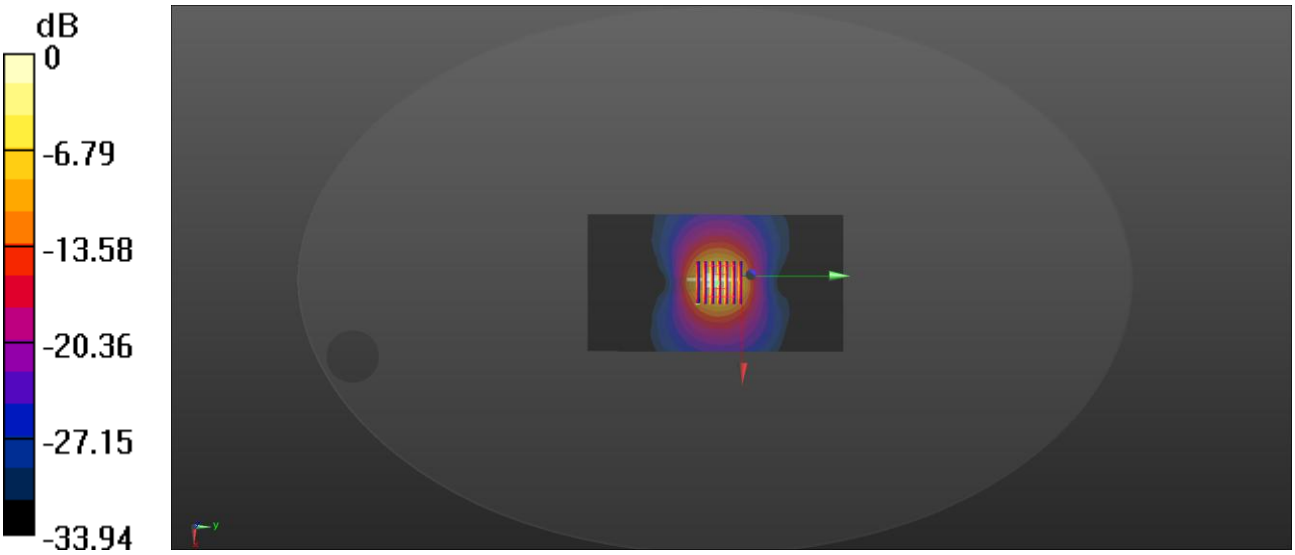

0 dB = 14.3 W/kg

System Check 3900 MHz

Date: 2026/8/24
Communication System Band: D3900 (3900.0 MHz); Frequency: 3900 MHz;Duty Cycle: 1:1
Medium parameters used: f = 3900 MHz; σ = 3.223 S/m; ε_r = 37.627; ρ = 1000 kg/m^3
Phantom section: Flat Section

Ambient Temperature:21.8℃ Liquid Temperature:20.6℃

DASY5 Configuration:

- Probe: EX3DV4 - SN3748; ConvF(6, 6, 6); Calibrated: 2026/7/13
- Sensor-Surface: 1.4mm (Mechanical Surface Detection)
- Electronics: DAE4 Sn540; Calibrated: 2026/7/13
- Phantom: ELI V4.0 (20deg probe tilt); Type: QD OVA 001 Bx; Serial: 1086
- Measurement SW: DASY52, Version 52.10 (4); SEMCAD X Version 14.6.14 (7501)

CW 3900/Area Scan (71x91x1): Interpolated grid: dx=1.000 mm, dy=1.000 mm
Maximum value of SAR (interpolated) = 8.15 W/kg

CW 3900/Zoom Scan (7x7x8)/Cube 0: Measurement grid: dx=5mm, dy=5mm, dz=4mm
Reference Value = 39.63 V/m; Power Drift = -0.17 dB
Peak SAR (extrapolated) = 18.6 W/kg
SAR(1 g) = 6.53 W/kg; SAR(10 g) = 2.29 W/kg
Smallest distance from peaks to all points 3 dB below = 8 mm
Ratio of SAR at M2 to SAR at M1 = 41.9%
Maximum value of SAR (measured) = 11.8 W/kg

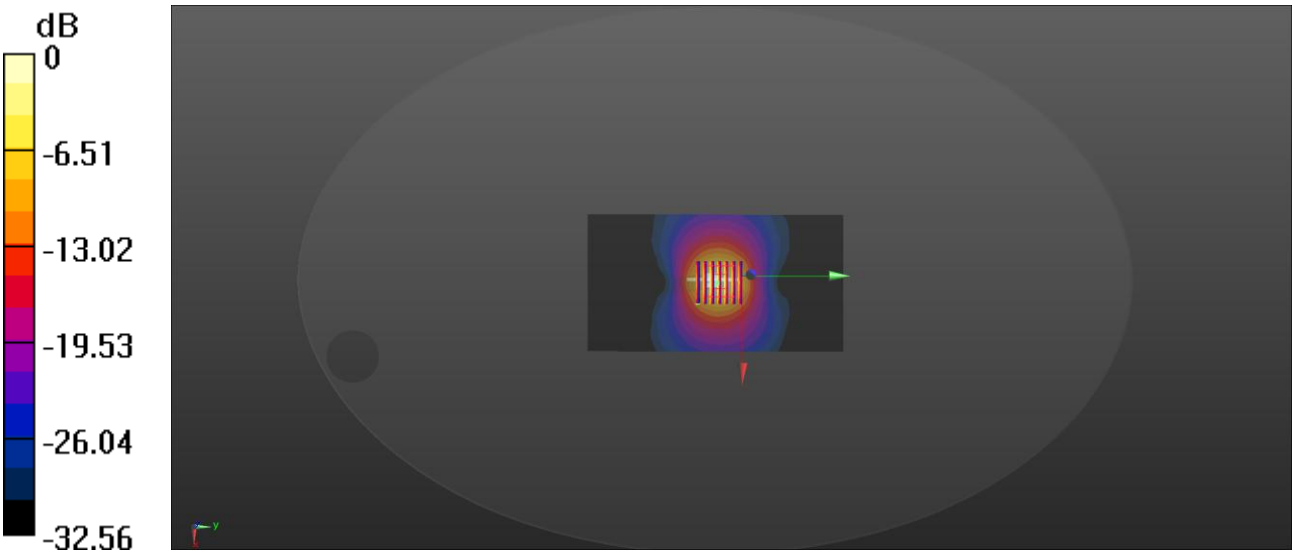

0 dB = 8.15 W/kg

System Check 5200 MHz

Date: 2026/8/27
Communication System Band: D5GHz; Frequency: 5200 MHz;Duty Cycle: 1:1
Medium parameters used: f = 5200 MHz; σ = 4.629 S/m; ε_r = 36.255; ρ = 1000 kg/m^3
Phantom section: Flat Section

Ambient Temperature:22.2℃ Liquid Temperature:21.0℃

DASY5 Configuration:

- Probe: EX3DV4 - SN3748; ConvF(4.9, 4.9, 4.9); Calibrated: 2026/7/13
- Sensor-Surface: 1.4mm (Mechanical Surface Detection)
- Electronics: DAE4 Sn540; Calibrated: 2026/7/13
- Phantom: ELI V4.0 (20deg probe tilt); Type: QD OVA 001 Bx; Serial: 1086
- Measurement SW: DASY52, Version 52.10 (4); SEMCAD X Version 14.6.14 (7501)

CW5200/Area Scan (61x81x1): Interpolated grid: dx=1.000 mm, dy=1.000 mm
Maximum value of SAR (interpolated) = 19.5 W/kg

CW5200/Zoom Scan (7x7x12)/Cube 0: Measurement grid: dx=4mm, dy=4mm, dz=2mm
Reference Value = 40.39 V/m; Power Drift = -0.10 dB
Peak SAR (extrapolated) = 30.7 W/kg
SAR(1 g) = 7.6 W/kg; SAR(10 g) = 2.17 W/kg
Smallest distance from peaks to all points 3 dB below = 7.2 mm
Ratio of SAR at M2 to SAR at M1 = 54.1%
Maximum value of SAR (measured) = 19.2 W/kg



0 dB = 19.5 W/kg

System Check 5600 MHz

Date: 2026/8/28
Communication System Band: D5GHz (5000.0 - 6000.0 MHz); Frequency: 5600 MHz;Duty Cycle: 1:1
Medium parameters used: f = 5600 MHz; σ = 5.246 S/m; ε_r = 35.386; ρ = 1000 kg/m^3
Phantom section: Flat Section

Ambient Temperature:22.4℃ Liquid Temperature:21.1℃

DASY5 Configuration:

- Probe: EX3DV4 - SN3748; ConvF(4.3, 4.3, 4.3); Calibrated: 2026/7/13
- Sensor-Surface: 1.4mm (Mechanical Surface Detection)
- Electronics: DAE4 Sn540; Calibrated: 2026/7/13
- Phantom: ELI V4.0 (20deg probe tilt); Type: QD OVA 001 Bx; Serial: 1086
- Measurement SW: DASY52, Version 52.10 (4); SEMCAD X Version 14.6.14 (7501)

CW5600/Area Scan (61x81x1): Interpolated grid: dx=1.000 mm, dy=1.000 mm
Maximum value of SAR (interpolated) = 27.0 W/kg

CW5600/Zoom Scan (7x7x12)/Cube 0: Measurement grid: dx=4mm, dy=4mm, dz=2mm
Reference Value = 39.83 V/m; Power Drift = -0.13 dB
Peak SAR (extrapolated) = 39.4 W/kg
SAR(1 g) = 8.91 W/kg; SAR(10 g) = 2.52 W/kg
Smallest distance from peaks to all points 3 dB below = 7.2 mm
Ratio of SAR at M2 to SAR at M1 = 51%
Maximum value of SAR (measured) = 23.3 W/kg

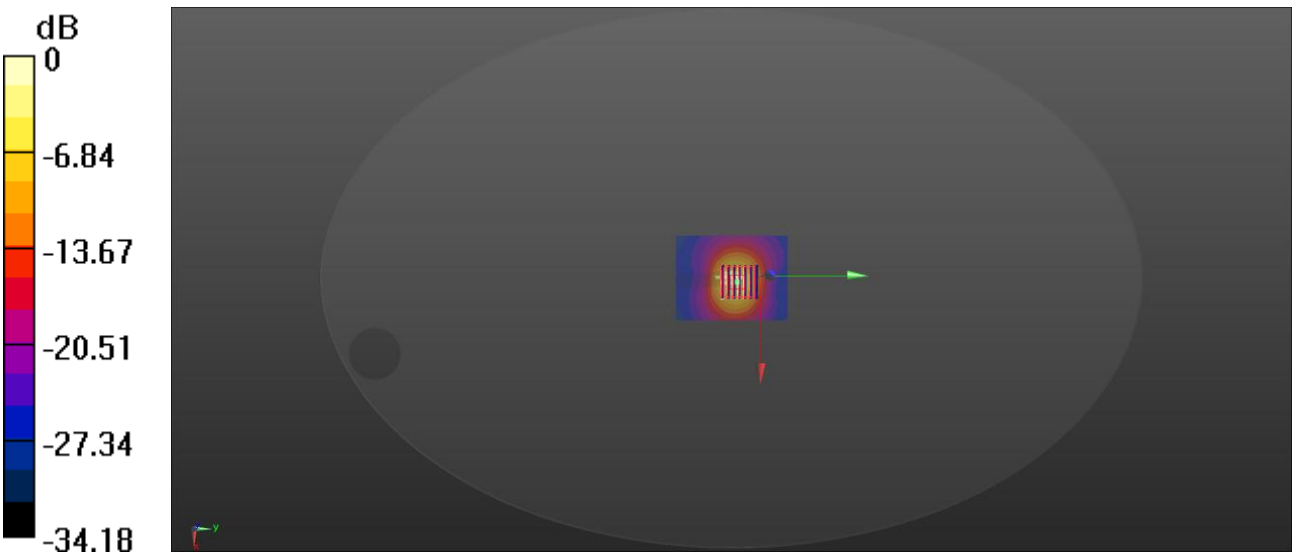

0 dB = 23.3 W/kg

System Check 5800 MHz

Date: 2026/8/29
Communication System Band: D5GHz (5000.0 - 6000.0 MHz); Frequency: 5800 MHz;Duty Cycle: 1:1
Medium parameters used: f = 5800 MHz; σ = 5.509 S/m; ε_r = 34.951; ρ = 1000 kg/m^3
Phantom section: Flat Section

Ambient Temperature:22.7℃ Liquid Temperature:21.4℃

DASY5 Configuration:

- Probe: EX3DV4 - SN3748; ConvF(4.45, 4.45, 4.45); Calibrated: 2026/7/13
- Sensor-Surface: 1.4mm (Mechanical Surface Detection)
- Electronics: DAE4 Sn540; Calibrated: 2026/7/13
- Phantom: ELI V4.0 (20deg probe tilt); Type: QD OVA 001 Bx; Serial: 1086
- Measurement SW: DASY52, Version 52.10 (4); SEMCAD X Version 14.6.14 (7501)

CW5800/Area Scan (61x81x1): Interpolated grid: dx=1.000 mm, dy=1.000 mm
Maximum value of SAR (interpolated) = 22.2 W/kg

CW5800/Zoom Scan (7x7x12)/Cube 0: Measurement grid: dx=4mm, dy=4mm, dz=2mm
Reference Value = 37.94 V/m; Power Drift = -0.10 dB
Peak SAR (extrapolated) = 38.7 W/kg
SAR(1 g) = 8.27 W/kg; SAR(10 g) = 2.33 W/kg
Smallest distance from peaks to all points 3 dB below = 7.2 mm
Ratio of SAR at M2 to SAR at M1 = 49%
Maximum value of SAR (measured) = 22.1 W/kg

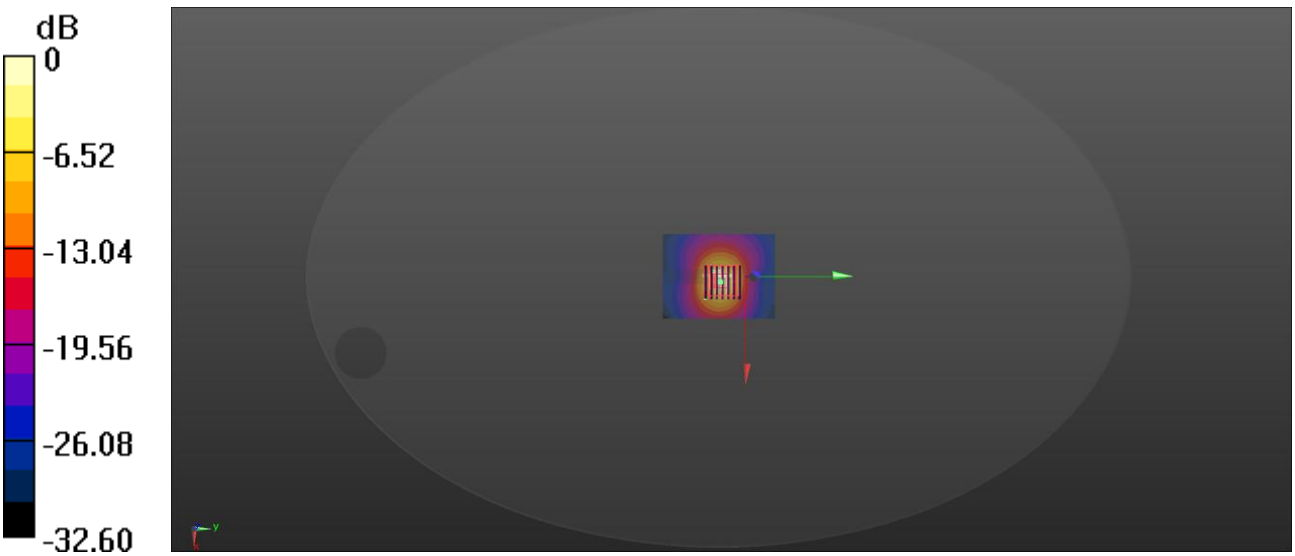

0 dB = 22.2 W/kg

System Check 6500MHz

Exposure Conditions

Phantom Section, TSL	Position, Test Distance [mm]	Band	Group, UID	Frequency [MHz], Channel Number	Conversion Factor	TSL Conductivity [S/m]	TSL Permittivity	Ambient Temperature [℃]	Liquid Temperature [℃]
Flat, HSL		Validation band	CW, 0--	6500.0, 6500	5.49	6.18	34.6	22.6	21.5

Hardware Setup

Phantom	TSL, Measured Date		Probe, Calibration Date	DAE, Calibration Date
ELI V8.0 (20deg probe tilt) - 2159	HBBL-600-10000	2026-08-30	EX3DV4 - SN7893, 2026-07-30	DAE4 Sn878, 2026-03-23

Scan Setup

	Area Scan	Zoom Scan
Grid Extents [mm]	85.0 x 85.0	22.0 x 22.0 x 22.0
Grid Steps [mm]	8.5 x 8.5	3.4 x 3.4 x 1.4
Sensor Surface [mm]	3.0	1.4
Graded Grid	Yes	Yes
Grading Ratio	1.5	1.4
MAIA	N/A	N/A
Surface Detection	All points	All points
Scan Method	Measured	Measured

Measurement Results

	Area Scan	Zoom Scan
Date	2026-08-30	2026-08-30
psSAR1g [W/kg]	29.7	29.4
psSAR10g [W/kg]	5.18	5.42
APD4cm^2 [W/m^2]		121
Power Drift [dB]	-0.07	0.06
Power Scaling	Disabled	Disabled
Scaling Factor [dB]		
TSL Correction	No correction	No correction
M2/M1 [%]		62.4
Dist 3dB Peak [mm]		8.5