Appendix Test Data

Report No.:	18220WC30258601	Test Sample No.:	1-2-2
Start Test Date:	2023.12.14	Finish Test Date:	2023.12.15
Test Engineer:	Hayman Chen	Auditor:	Rick Luo
Temperature:	26.0℃	Relative Humidity:	44%
Pressure:	101kPa		

Appendix A: DTS Bandwidth

Test Result

TestMode	Antenna	Frequency[MHz]	DTS BW [MHz]	FL[MHz]	FH[MHz]	Limit[MHz]	Verdict
2.4G	Ant1	2405	1.612	2404.220	2405.832	0.5	PASS
		2430	1.748	2429.124	2430.872	0.5	PASS
		2470	1.436	2469.296	2470.732	0.5	PASS

Test Graphs

2.4G_Ant1_2405

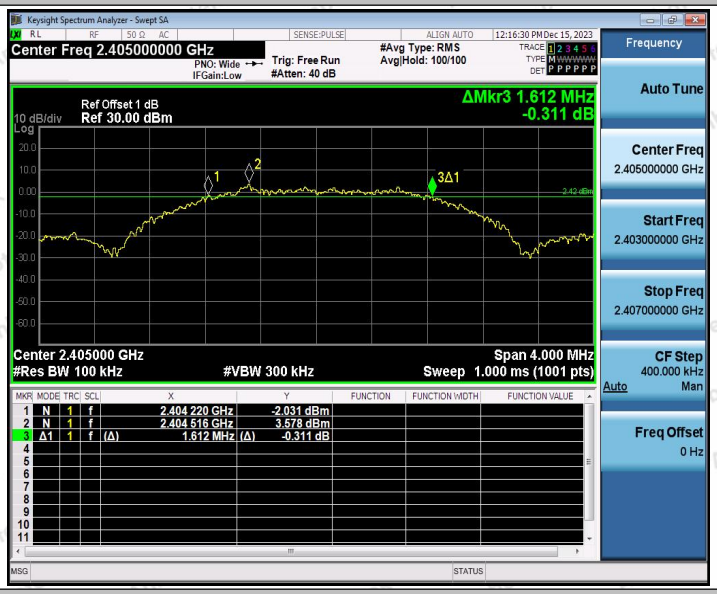

2.4G_Ant1_2430

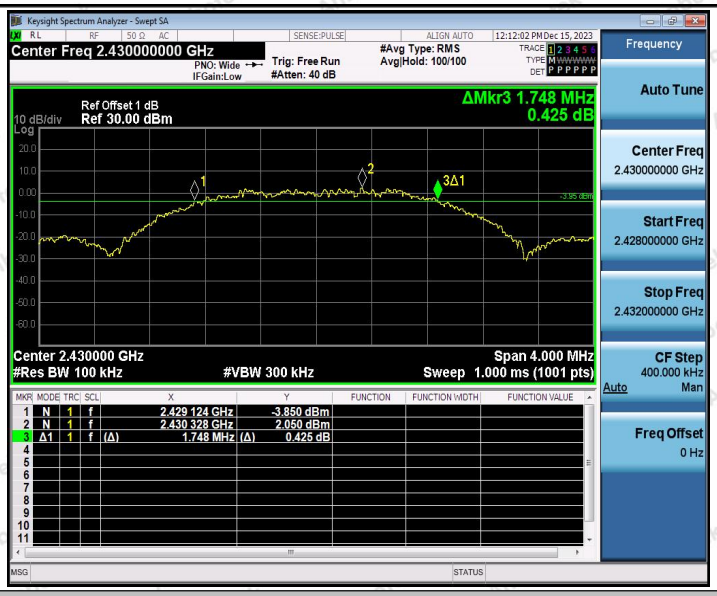

2.4G_Ant1_2470

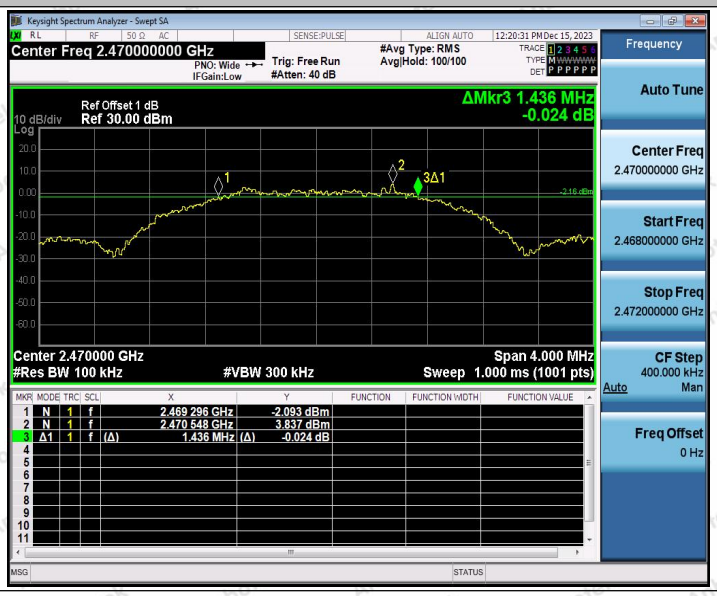

Appendix B: Occupied Channel Bandwidth

Test Result

TestMode	Antenna	Frequency[MHz]	OCB [MHz]	FL[MHz]	FH[MHz]
2.4G	Ant1	2405	2.3437	2403.8565	2406.2002
		2430	2.3805	2428.8332	2431.2137
		2470	2.3578	2468.8620	2471.2198

Test Graphs

2.4G_Ant1_2405

2.4G_Ant1_2430

2.4G_Ant1_2470

Keysight Spectrum Analyzer - Occupied BW
Center Freq 2.470000000 GHz
Center Freq: 2.470000000 GHz
Trig: Free Run
Avg|Hold: 100/100
#Atten: 40 dB
Radio Std: None
Radio Device: BTS
12:20:39 PM Dec 15, 2023
Frequency
Ref Offset 1 dB
10 dB/div
Ref 30.00 dBm
Mkr1 2.46954 GHz
0.64978 dBm
Center 2.47 GHz
#Res BW 43 kHz
#VBW 130 kHz
Span 4 MHz
Sweep 2.067 ms
Occupied Bandwidth
2.3578 MHz
Total Power 12.9 dBm
Transmit Freq Error 40.865 kHz
OBW Power 99.00 %
x dB Bandwidth 3.975 MHz
x dB -26.00 dB
Center Freq
2.470000000 GHz
CF Step
400.000 kHz
Auto Man
Freq Offset
0 Hz

Appendix C: Maximum conducted output power

Test Result Peak

TestMode	Antenna	Frequency[MHz]	Conducted Peak Power[dBm]	Conducted Limit[dBm]	Verdict
2.4G	Ant1	2405	5.62	≤30	PASS
		2430	5.46	≤30	PASS
		2470	5.23	≤30	PASS

Test Graphs Peak

2.4G_Ant1_2405

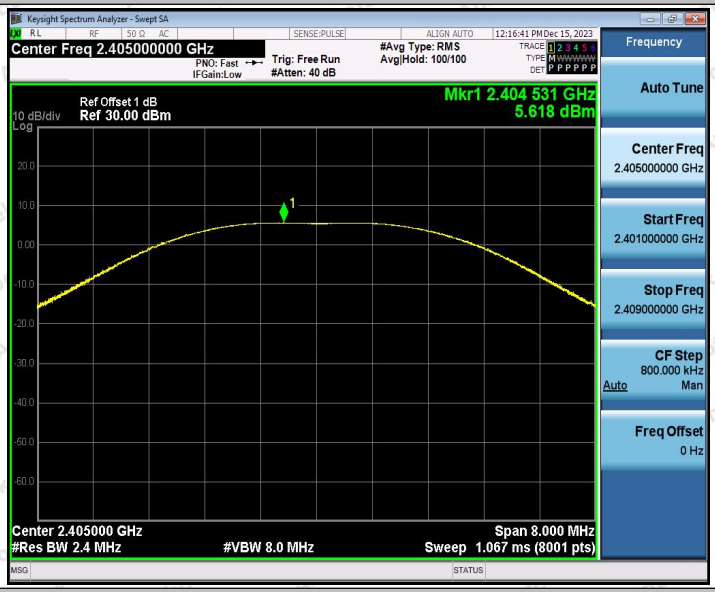

2.4G_Ant1_2430

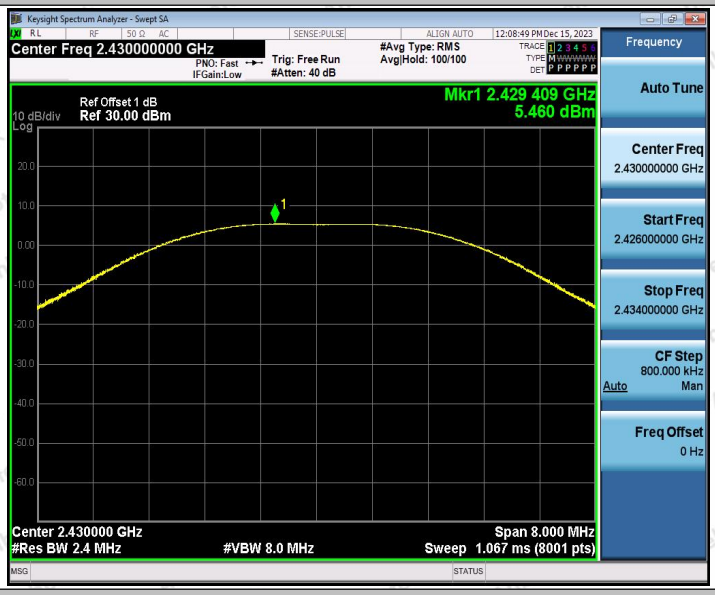

2.4G_Ant1_2470

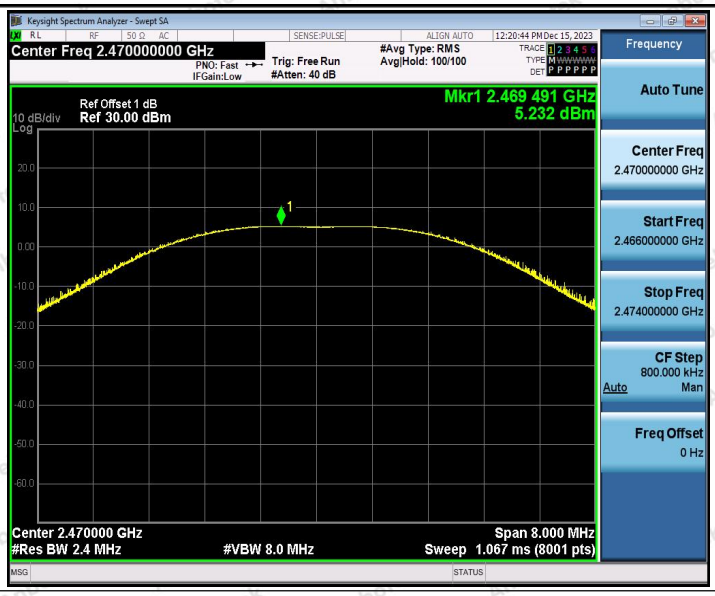
Keysight Spectrum Analyzer - Swept SA
Center Freq 2.470000000 GHz
PNO: Fast
IFGain:Low
Trig: Free Run
#Atten: 40 dB
#Avg Type: RMS
Avg|Hold: 100/100
12:20:44 PM Dec 15, 2023
Ref Offset 1 dB
10 dB/div
Ref 30.00 dBm
Log
Mkr1 2.469 491 GHz
5.232 dBm
Center 2.470000 GHz
#Res BW 2.4 MHz
#VBW 8.0 MHz
Span 8.000 MHz
Sweep 1.067 ms (8001 pts)
Frequency
Auto Tune
Center Freq
2.470000000 GHz
Start Freq
2.466000000 GHz
Stop Freq
2.474000000 GHz
CF Step
800.000 kHz
Auto
Man
Freq Offset
0 Hz

Appendix D: Maximum power spectral density

Test Result

TestMode	Antenna	Frequency[MHz]	Result[dBm/3kHz]	Limit[dBm/3kHz]	Verdict
2.4G	Ant1	2405	-2.00	≤8.00	PASS
		2430	-3.21	≤8.00	PASS
		2470	-2.01	≤8.00	PASS

Test Graphs

2.4G_Ant1_2405

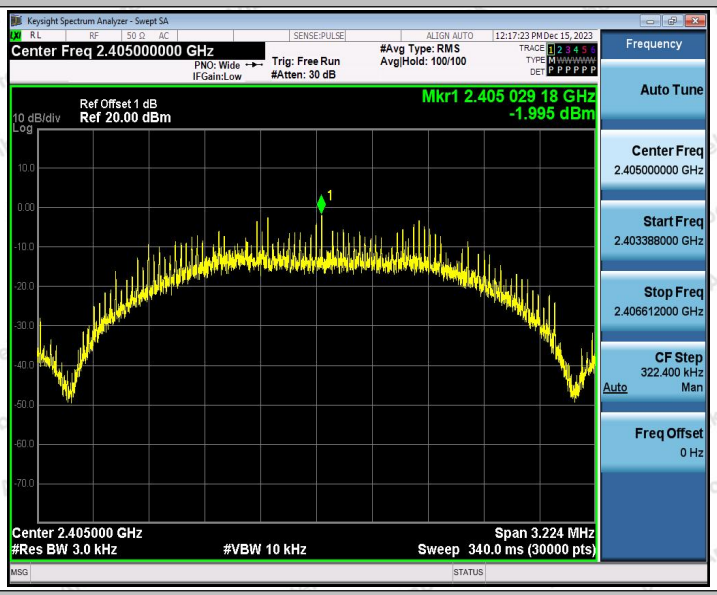

2.4G_Ant1_2430

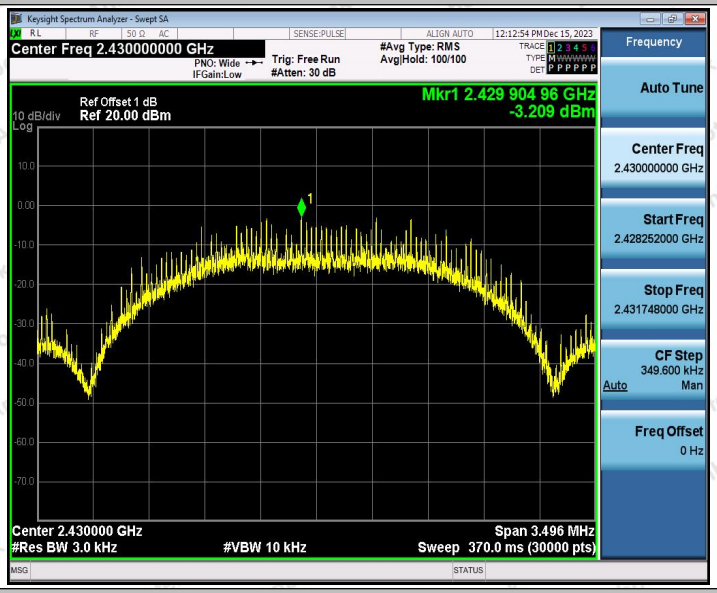

2.4G_Ant1_2470

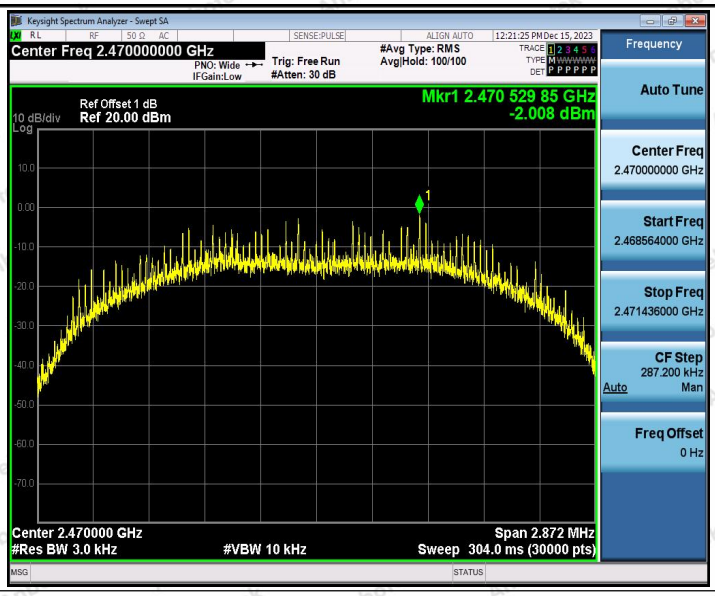
Keysight Spectrum Analyzer - Swept SA
Center Freq 2.470000000 GHz
PNO: Wide
IFGain:Low
Trig: Free Run
#Atten: 30 dB
#Avg Type: RMS
Avg|Hold: 100/100
12:21:25 PM Dec 15, 2023
Ref Offset 1 dB
10 dB/div
Ref 20.00 dBm
Log
Mkr1 2.470 529 85 GHz
-2.008 dBm
Center 2.470000 GHz
#Res BW 3.0 kHz
#VBW 10 kHz
Span 2.872 MHz
Sweep 304.0 ms (30000 pts)
Frequency
Auto Tune
Center Freq
2.470000000 GHz
Start Freq
2.468564000 GHz
Stop Freq
2.471436000 GHz
CF Step
287.200 kHz
Auto
Man
Freq Offset
0 Hz

Appendix E: Band edge measurements

Test Result

TestMode	Antenna	ChName	Frequency[MHz]	RefLevel[dBm]	Result[dBm]	Limit[dBm]	Verdict
2.4G	Ant1	Low	2405	3.01	-37.11	≤-16.99	PASS
		High	2470	1.62	-53.23	≤-18.38	PASS

Test Graphs

2.4G_Ant1_Low_2405

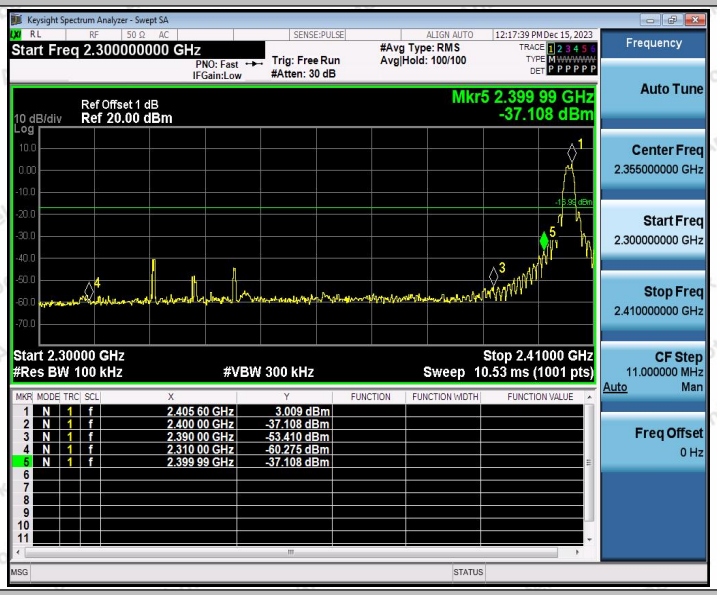

2.4G_Ant1_High_2470

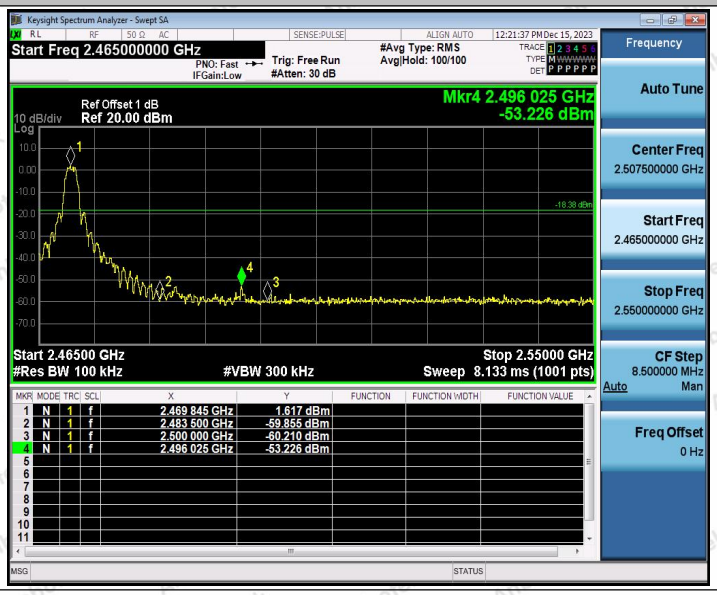

Appendix F: Conducted Spurious Emission

Test Result

TestMode	Antenna	Frequency[MHz]	FreqRange [MHz]	RefLevel [dBm]	Result[dBm]	Limit[dBm]	Verdict
2.4G	Ant1	2405	Reference	2.52	2.52	---	PASS
			30~1000	2.52	-56.06	≤-17.48	PASS
			1000~26500	2.52	-48.23	≤-17.48	PASS
		2430	Reference	3.29	3.29	---	PASS
			30~1000	3.29	-53.47	≤-16.71	PASS
			1000~26500	3.29	-47.88	≤-16.71	PASS
		2470	Reference	0.54	0.54	---	PASS
			30~1000	0.54	-57.07	≤-19.46	PASS
			1000~26500	0.54	-48.31	≤-19.46	PASS

Test Graphs

2.4G_Ant1_2405_0~Reference

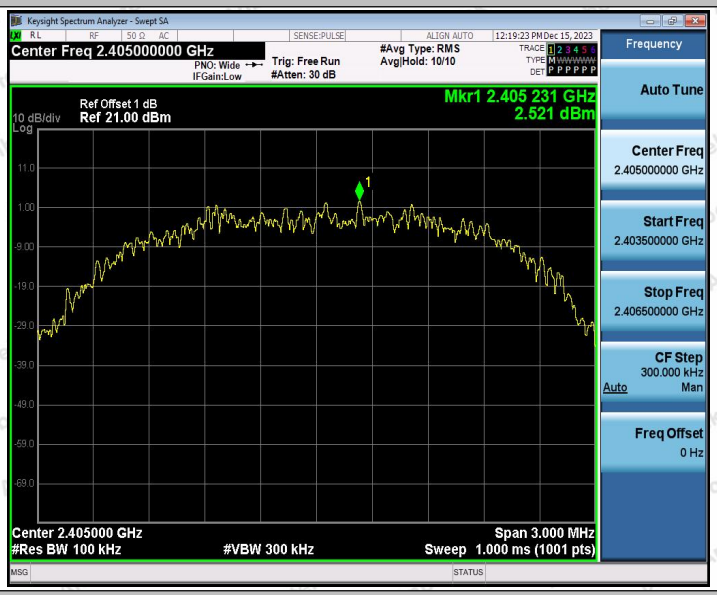

2.4G_Ant1_2405_30~1000

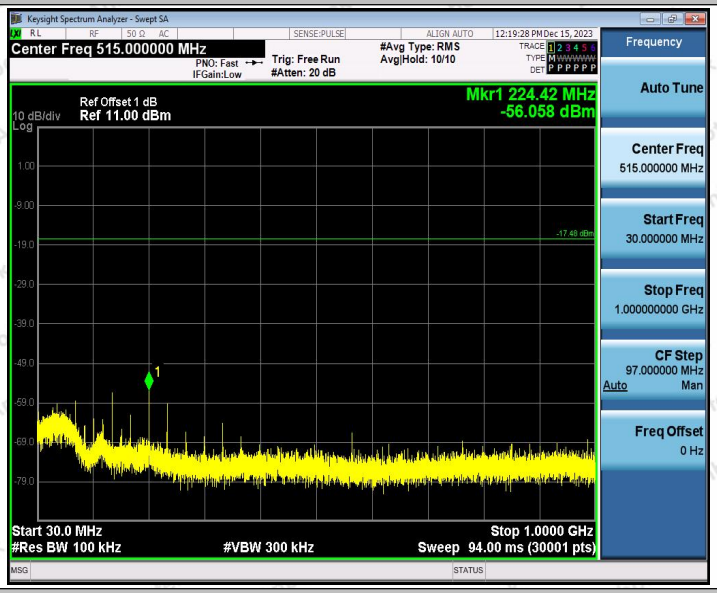

2.4G_Ant1_2405_1000~26500

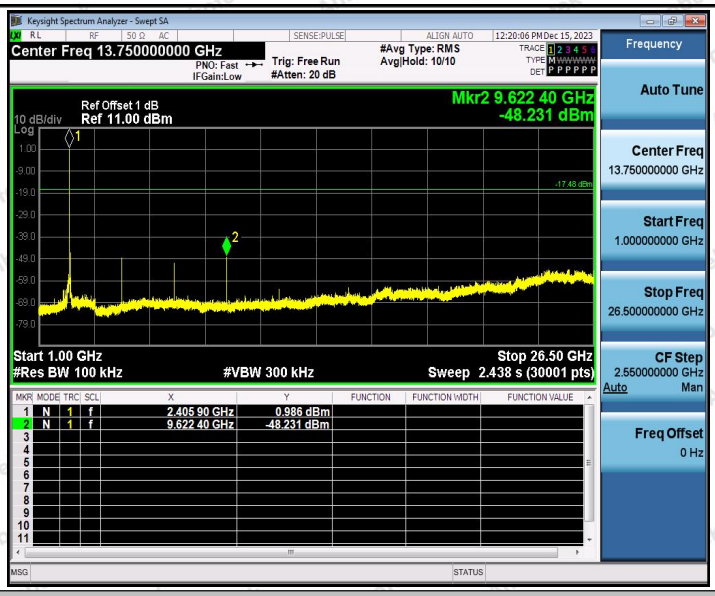

2.4G_Ant1_2430_0~Reference

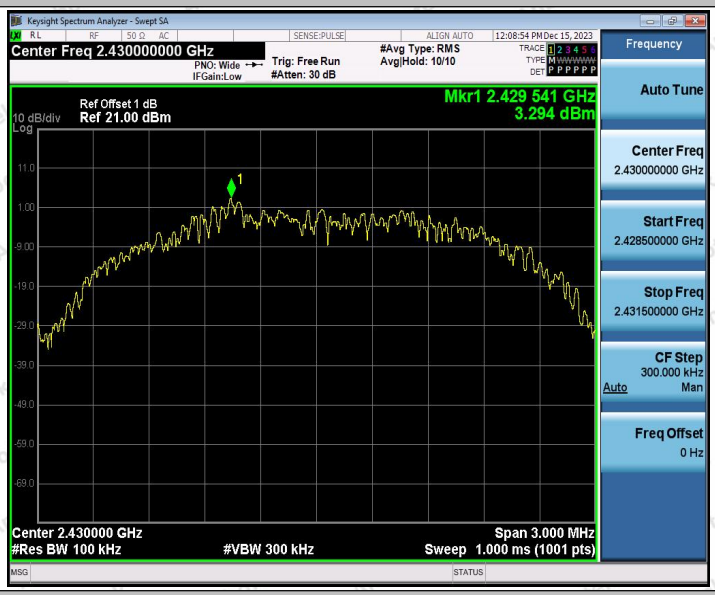

2.4G_Ant1_2430_30~1000

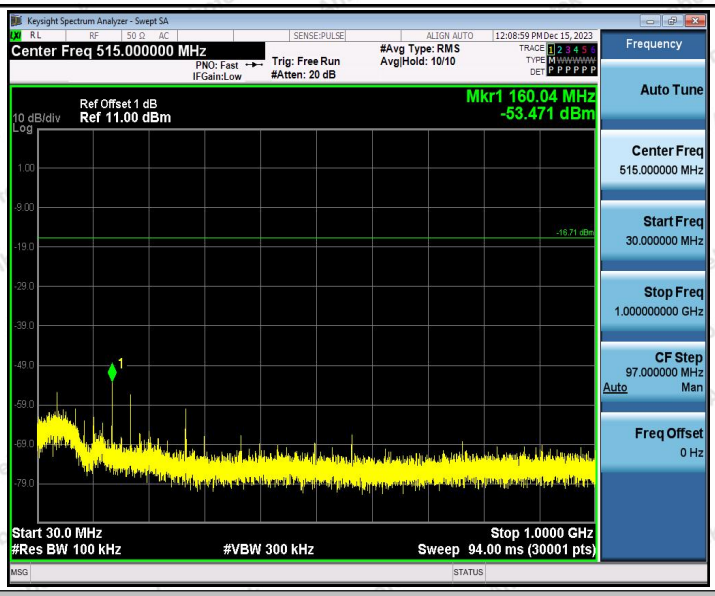

2.4G_Ant1_2430_1000~26500

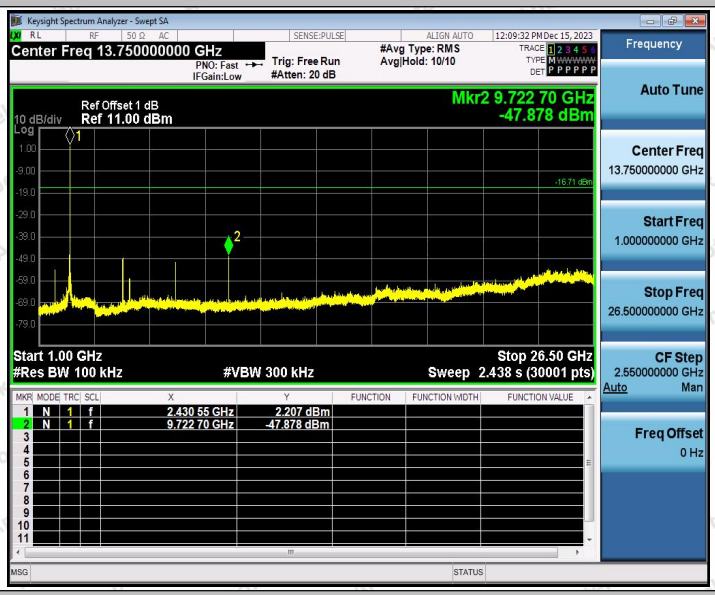

2.4G_Ant1_2470_0~Reference

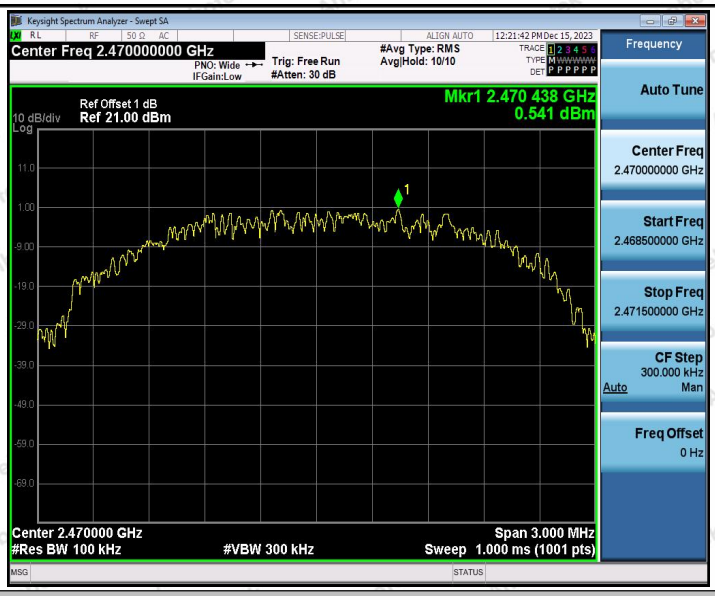

2.4G_Ant1_2470_30~1000

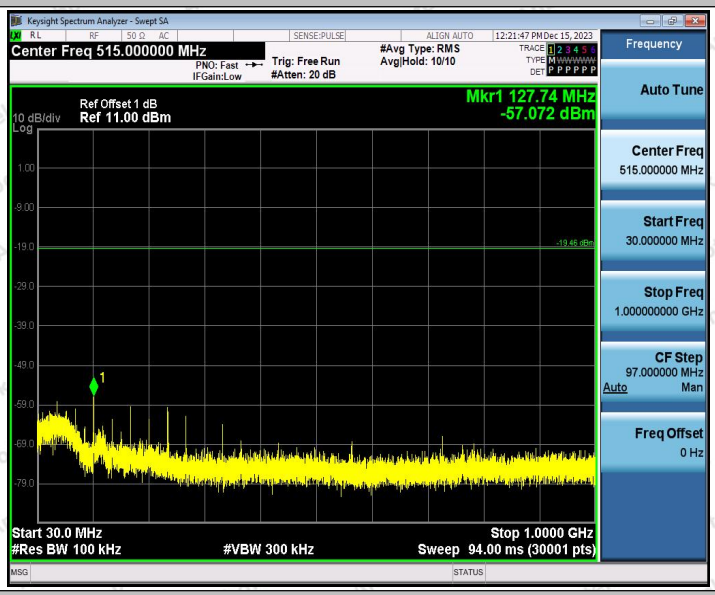

2.4G_Ant1_2470_1000~26500

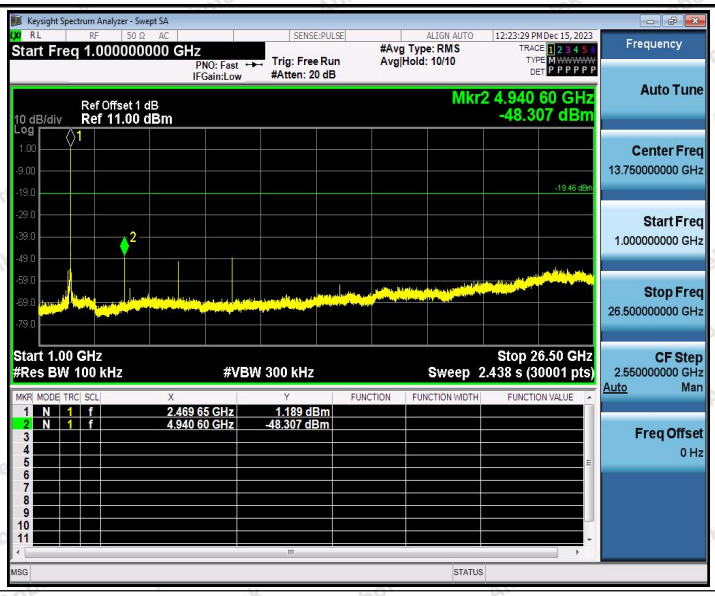
Keysight Spectrum Analyzer - Swept SA
Start Freq 1.000000000 GHz
PNO: Fast
IFGain:Low
Trig: Free Run
#Atten: 20 dB
#Avg Type: RMS
Avg|Hold: 10/10
12:23:29 PM Dec 15, 2023
Ref Offset 1 dB
10 dB/div
Ref 11.00 dBm
Mkr2 4.940 60 GHz
-48.307 dBm
Start 1.00 GHz
#Res BW 100 kHz
#VBW 300 kHz
Stop 26.50 GHz
Sweep 2.438 s (30001 pts)
1 N 1 f 2.469 65 GHz 1.189 dBm
2 N 1 f 4.940 60 GHz -48.307 dBm
Frequency
Auto Tune
Center Freq
13.750000000 GHz
Start Freq
1.000000000 GHz
Stop Freq
26.500000000 GHz
CF Step
2.550000000 GHz
Auto Man
Freq Offset
0 Hz

Appendix G: Duty Cycle

Test Result

TestMode	Antenna	Frequency[MHz]	ON Time [ms]	Period [ms]	Duty Cycle [%]	Duty Cycle Factor[dB]
2.4G	Ant1	2405	19.00	19.00	100	0.00
		2430	19.00	19.00	100	0.00
		2470	19.00	19.00	100	0.00

Test Graphs

2.4G_Ant1_2405

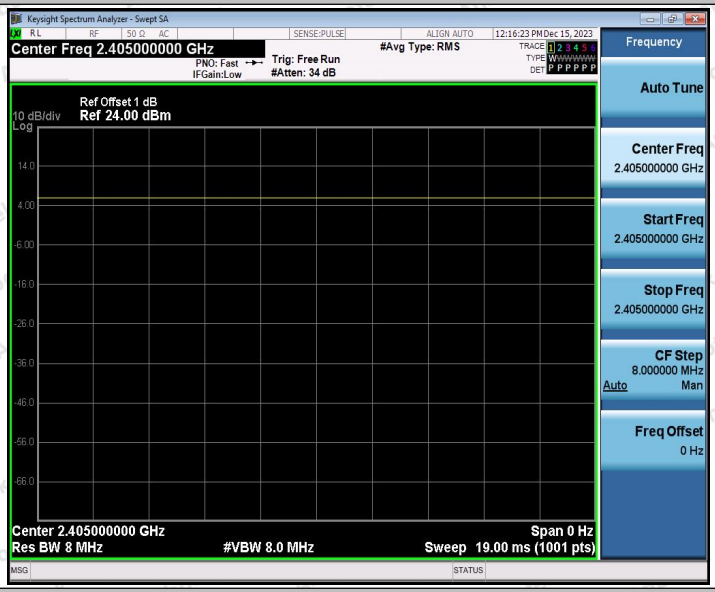

2.4G_Ant1_2430

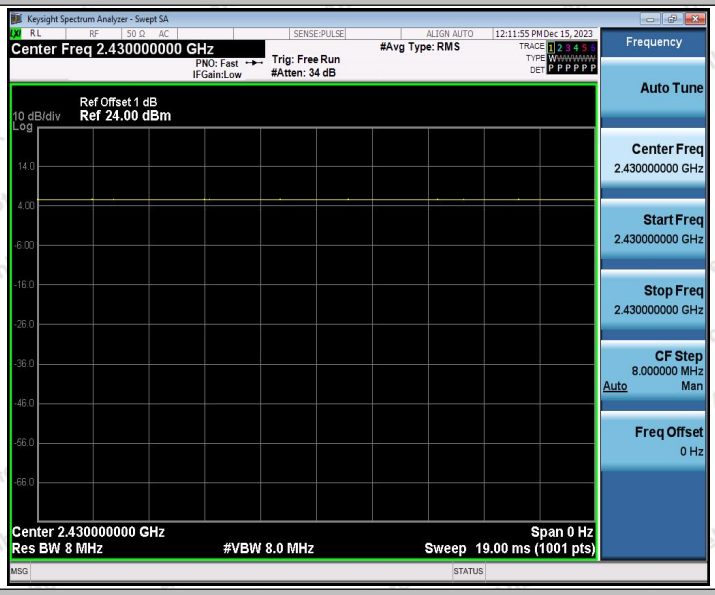

2.4G_Ant1_2470

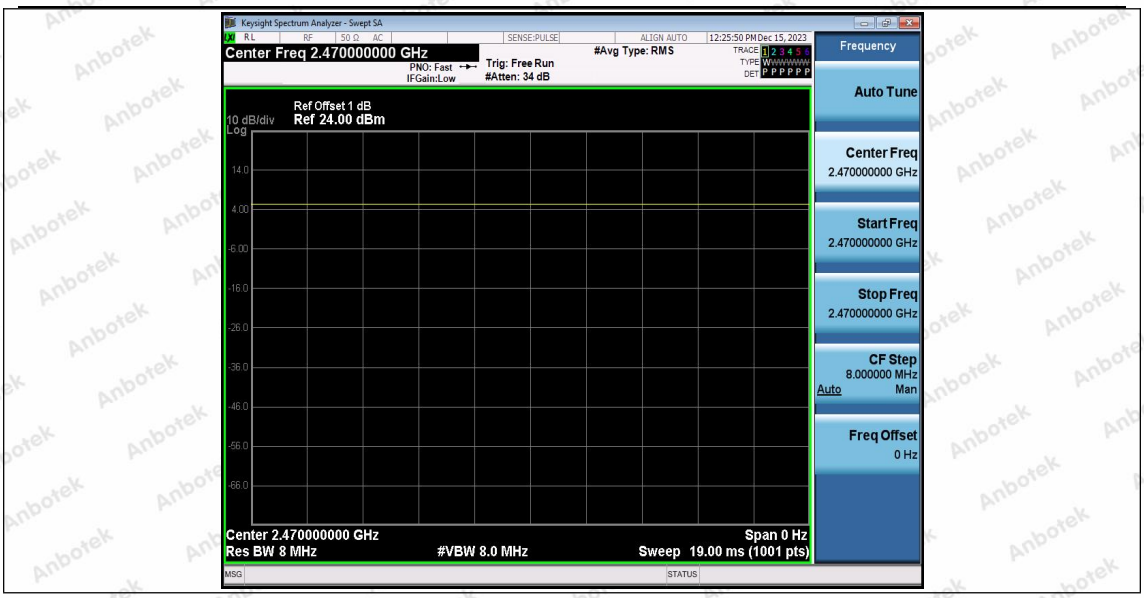
Keysight Spectrum Analyzer - Swept SA
Center Freq 2.470000000 GHz
PNO: Fast
IFGain:Low
Trig: Free Run
#Atten: 34 dB
#Avg Type: RMS
12:25:50 PM Dec 15, 2023
Frequency
Auto Tune
Center Freq
2.470000000 GHz
Start Freq
2.470000000 GHz
Stop Freq
2.470000000 GHz
CF Step
8.000000 MHz
Auto
Man
Freq Offset
0 Hz
Ref Offset 1 dB
10 dB/div
Ref 24.00 dBm
Log
Center 2.470000000 GHz
Res BW 8 MHz
#VBW 8.0 MHz
Span 0 Hz
Sweep 19.00 ms (1001 pts)

---End---