Appendix Test Data

Report No.:	182512C400308102	Test Sample No.:	1-2-2
Start Test Date:	2024.7.23	Finish Test Date:	2024.7.23
Test Engineer:	Joker Huang	Auditor:	Justin Feng
Temperature:	25.5℃	Relative Humidity:	47%
Pressure:	101kPa		

Appendix A: 20dB Bandwidth

Test Result

TestMode	Antenna	Frequency[MHz]	20db EBW[MHz]	FL[MHz]	FH[MHz]	Limit[MHz]	Verdict
2.4G	Ant1	2402	1.164	2401.514	2402.678	---	---
2.4G	Ant1	2440	1.092	2439.586	2440.678	---	---
2.4G	Ant1	2480	1.122	2479.559	2480.681	---	---

Test Graphs

2.4G-Ant1-2402

2.4G-Ant1-2440

2.4G-Ant1-2480

Appendix B: 99% Occupied Bandwidth

Test Result

TestMode	Antenna	Frequency[MHz]	OCB [MHz]	FL[MHz]	FH[MHz]	Limit[MHz]	Verdict
2.4G	Ant1	2402	1.0709	2401.5656	2402.6365	---	---
2.4G	Ant1	2440	1.0142	2439.6276	2440.6418	---	---
2.4G	Ant1	2480	1.0210	2479.6258	2480.6468	---	---

Test Graphs

2.4G-Ant1-2402

2.4G-Ant1-2440

2.4G-Ant1-2480

Appendix C: Maximum Conducted Output Power

Test Result Peak

Test Mode	Antenna	Frequency[MHz]	Conducted Peak Power[dBm]	Conducted Limit[dBm]	Verdict
2.4G	Ant1	2402	-2.19	≤20.97	PASS
2.4G	Ant1	2440	-2.17	≤20.97	PASS
2.4G	Ant1	2480	-1.98	≤20.97	PASS

Test Graphs

2.4G-Ant1-2402-PASS

2.4G-Ant1-2440-PASS

2.4G-Ant1-2480-PASS

Appendix D: Carrier frequency separation

Test Result

TestMode	Antenna	Frequency[MHz]	Result[MHz]	Limit[MHz]	Verdict
2.4G	Ant1	Hop	2.012	≥1.164	PASS

Test Graphs

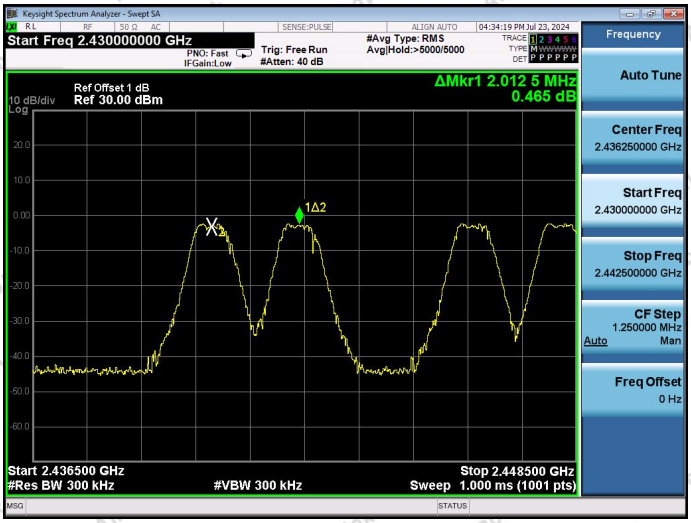

2.4G-Ant1-Hop-PASS

Appendix E: Dwell Time

Test Result

TestMode	Antenna	Frequency[MHz]	BurstWidth [ms]	TotalHops [Num]	Result[s]	Limit[s]	Verdict
2.4G	Ant1	Hop	0.106	100	0.011	≤0.4	PASS

Test Graphs

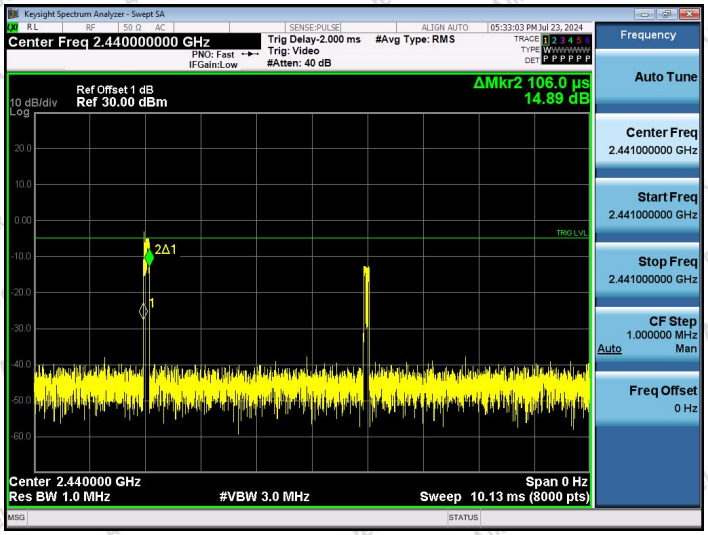

DH5-Ant1-Hop-PASS

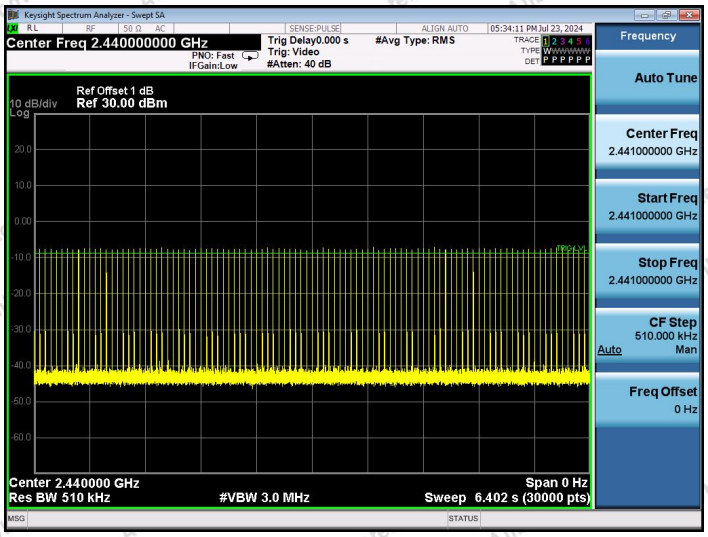

Appendix F: Number of Hopping Channel

Test Result

TestMode	Antenna	Frequency[MHz]	Result[Num]	Limit[Num]	Verdict
2.4G	Ant1	Hop	16	≥15	PASS

Test Graphs

2.4G-Ant1-Hop-PASS

Appendix G: Conducted Band edge

Test Result

TestMode	Antenna	ChName	Frequency[MHz]	RefLevel [dBm]	Result [dBm]	Limit [dBm]	Verdict
2.4G	Ant1	Low	2402	-3.76	-53.93	≤-23.76	PASS
2.4G	Ant1	High	2480	-3.88	-55.1	≤-23.88	PASS
2.4G	Ant1	Low	Hop_2402	-6.51	-55.53	≤-26.51	PASS
2.4G	Ant1	High	Hop_2480	-4.93	-55.86	≤-24.93	PASS

Test Graphs

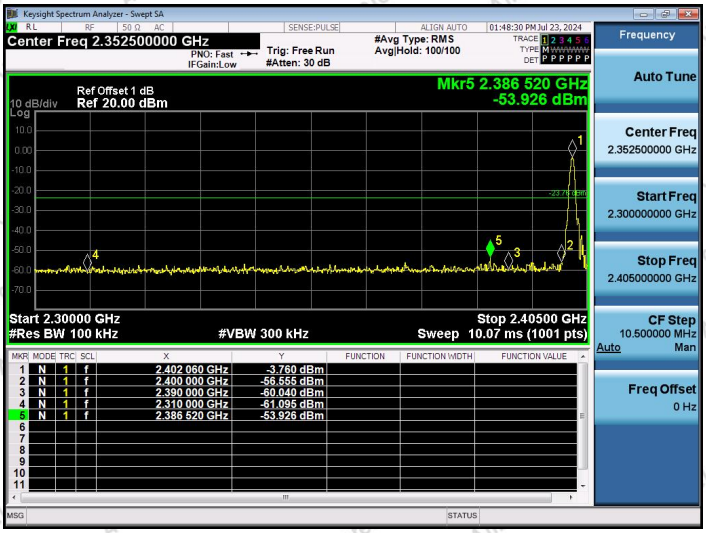

2.4G-Ant1-2402-PASS

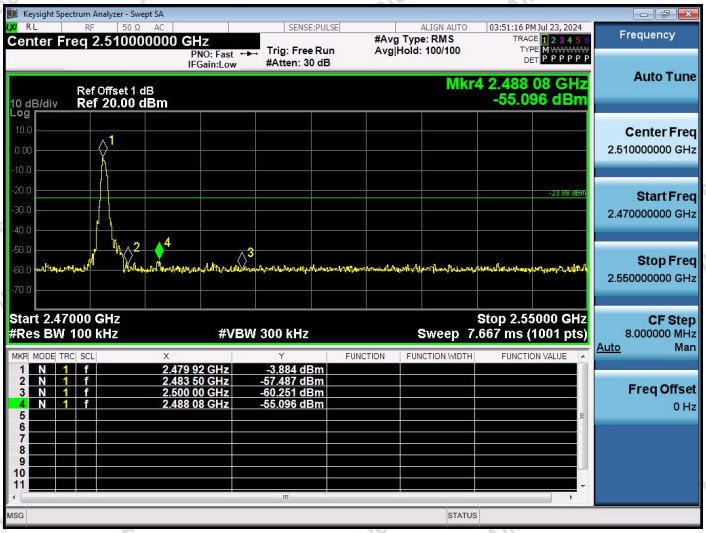

2.4G-Ant1-2480-PASS

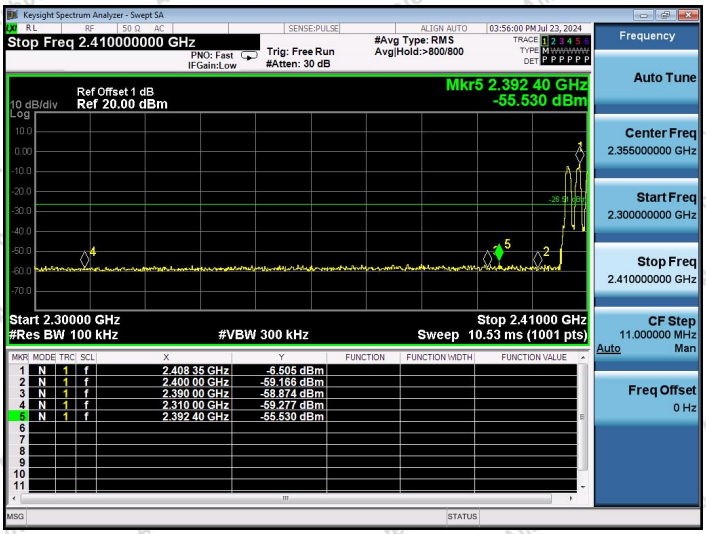

2.4G-Ant1-Hop_2402-PASS

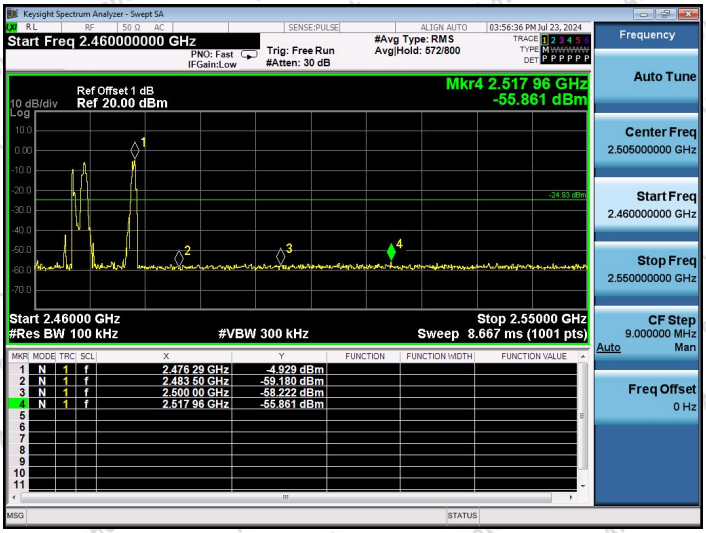

2.4G-Ant1-Hop_2480-PASS

Appendix H: Conducted Spurious Emission

Test Result

TestMode	Antenna	Frequency[MHz]	FreqRange [MHz]	RefLevel [dBm]	Result [dBm]	Limit [dBm]	Verdict
2.4G	Ant1	2402	0~Reference	-4.83	-4.83	---	PASS
2.4G	Ant1	2402	30~1000	-4.83	-64.45	≤-24.83	PASS
2.4G	Ant1	2402	1000~26500	-4.83	-50.26	≤-24.83	PASS
2.4G	Ant1	2440	0~Reference	-4.43	-4.43	---	PASS
2.4G	Ant1	2440	30~1000	-4.43	-63.34	≤-24.43	PASS
2.4G	Ant1	2440	1000~26500	-4.43	-53.89	≤-24.43	PASS
2.4G	Ant1	2480	0~Reference	-4.09	-4.09	---	PASS
2.4G	Ant1	2480	30~1000	-4.09	-68.96	≤-24.09	PASS
2.4G	Ant1	2480	1000~26500	-4.09	-53.25	≤-24.09	PASS

Test Graphs

2.4G-Ant1-2402-0~Reference-PASS

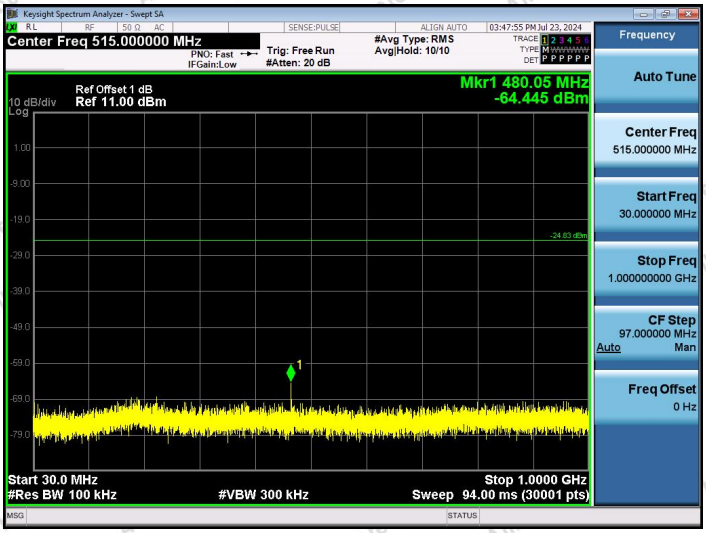

2.4G-Ant1-2402-30~1000-PASS

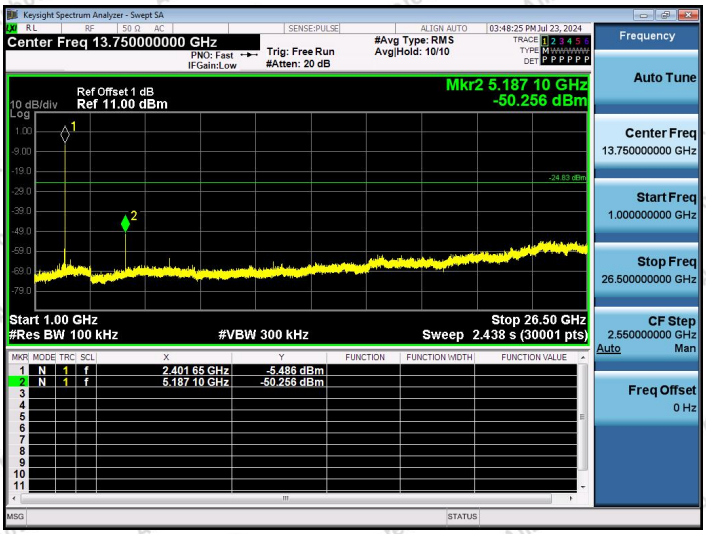

2.4G-Ant1-2402-1000~26500-PASS

2.4G-Ant1-2440-0~Reference-PASS

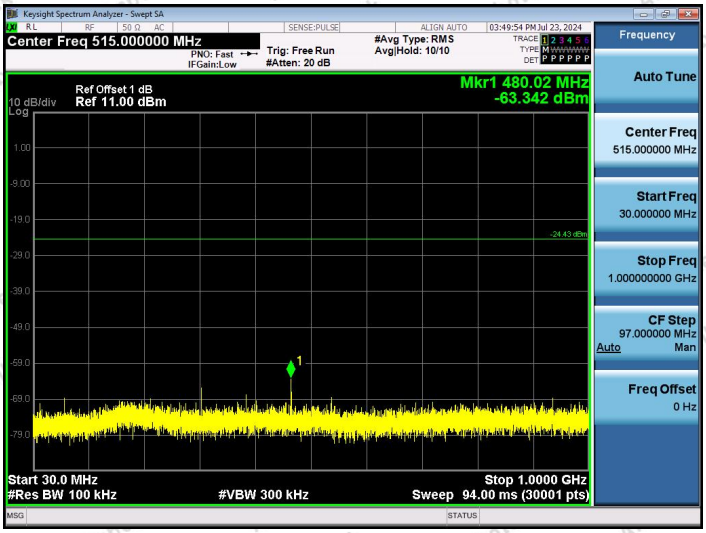

2.4G-Ant1-2440-30~1000-PASS

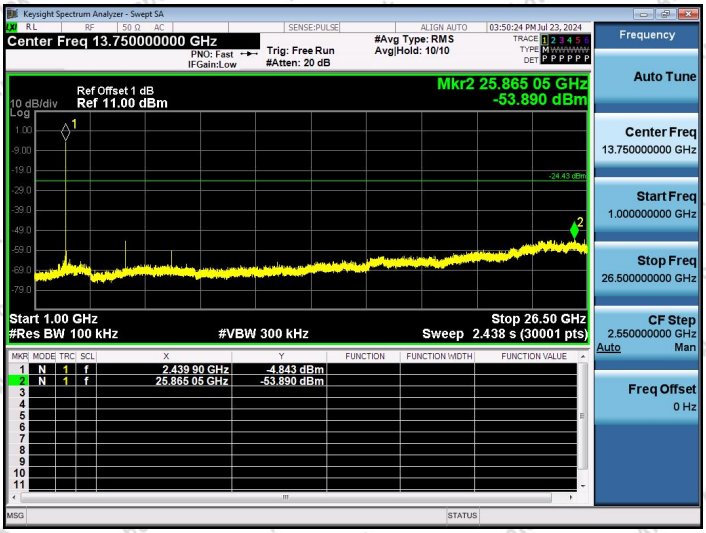

2.4G-Ant1-2440-1000~26500-PASS

2.4G-Ant1-2480-0~Reference-PASS

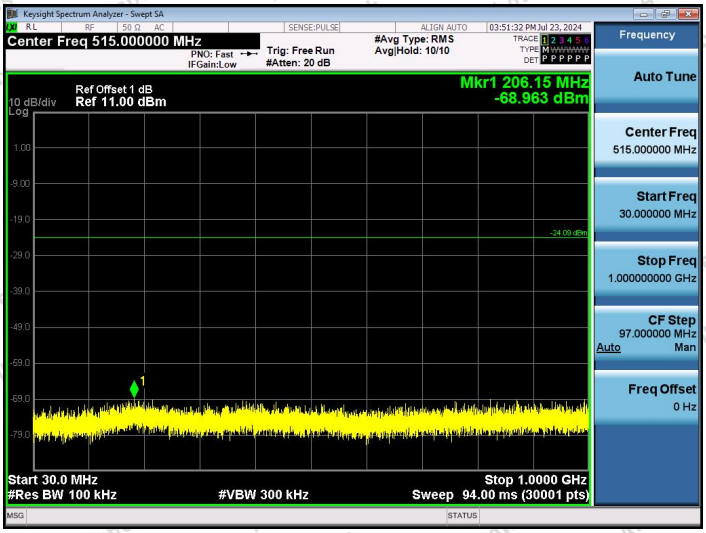

2.4G-Ant1-2480-30~1000-PASS

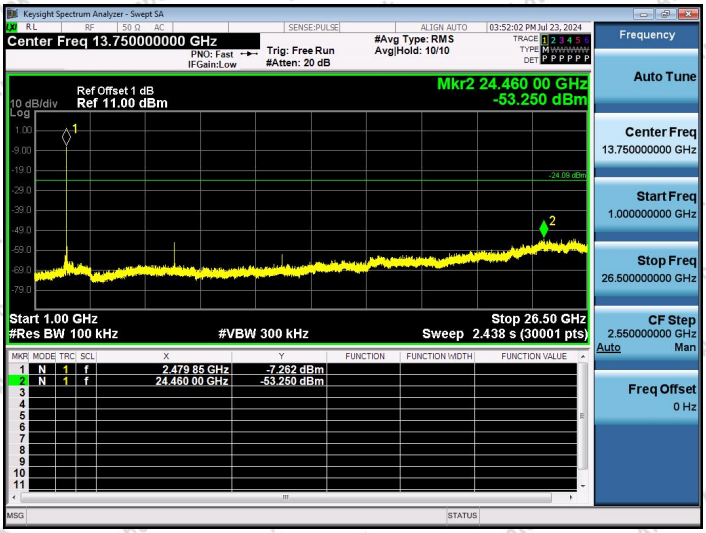

2.4G-Ant1-2480-1000~26500-PASS

Appendix I: Duty Cycle

Test Result

TestMode	Antenna	Frequency[MHz]	ON Time [ms]	Period [ms]	Duty Cycle [%]	Duty Cycle Factor[dB]
2.4G	Ant1	2402	0.11	0.63	17.46	7.58
2.4G	Ant1	2440	0.10	0.63	15.87	7.99
2.4G	Ant1	2480	0.10	0.63	15.87	7.99

Test Graphs

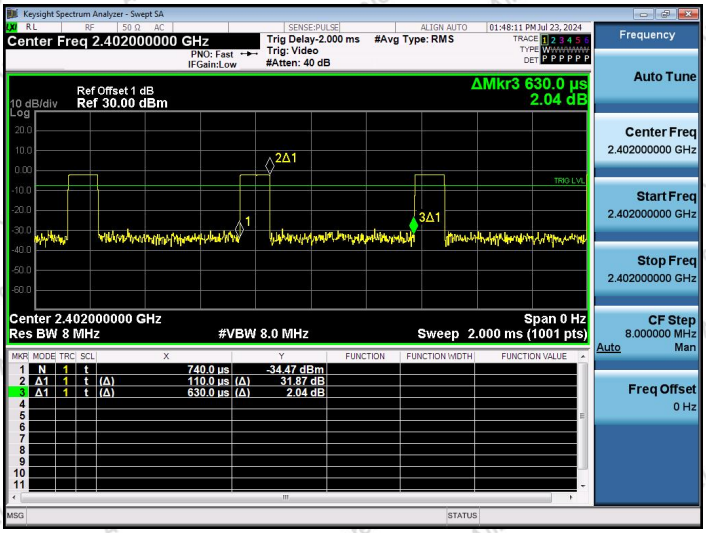

NTNV-2.4G-Ant1-2402

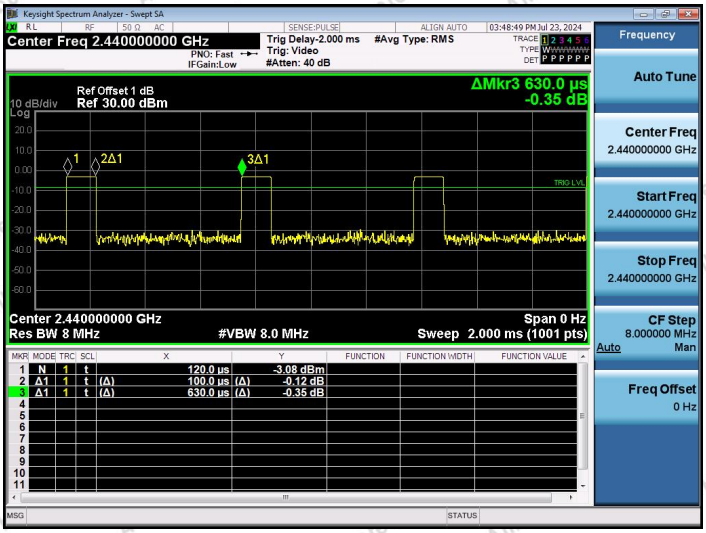

NTNV-2.4G-Ant1-2440

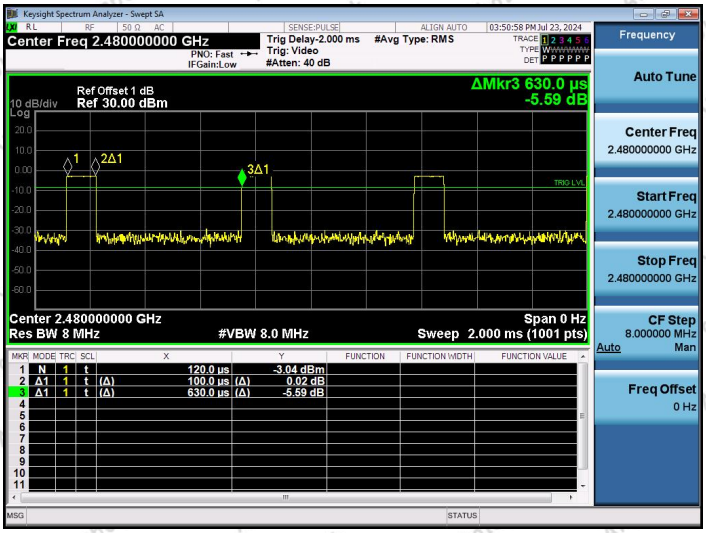

NTNV-2.4G-Ant1-2480

---End---