Appendix Test Data

Report No.:	18220WC271201	Test Sample No.:	1-2-2
Start Test Date:	2024.1.19	Finish Test Date:	2024.1.19
Test Engineer:	Hayman Chen	Auditor:	Rick Luo
Temperature:	25.3℃	Relative Humidity:	46%
Pressure:	101kPa		

Appendix A: DTS Bandwidth

Test Result

TestMode	Antenna	Frequency[MHz]	DTS BW [MHz]	FL[MHz]	FH[MHz]	Limit[MHz]	Verdict
2.4G	Ant1	2405	1.488	2404.336	2405.824	0.5	PASS
		2430	1.524	2429.332	2430.856	0.5	PASS
		2470	1.544	2469.308	2470.852	0.5	PASS

Test Graphs

2.4G_Ant1_2405

2.4G_Ant1_2430

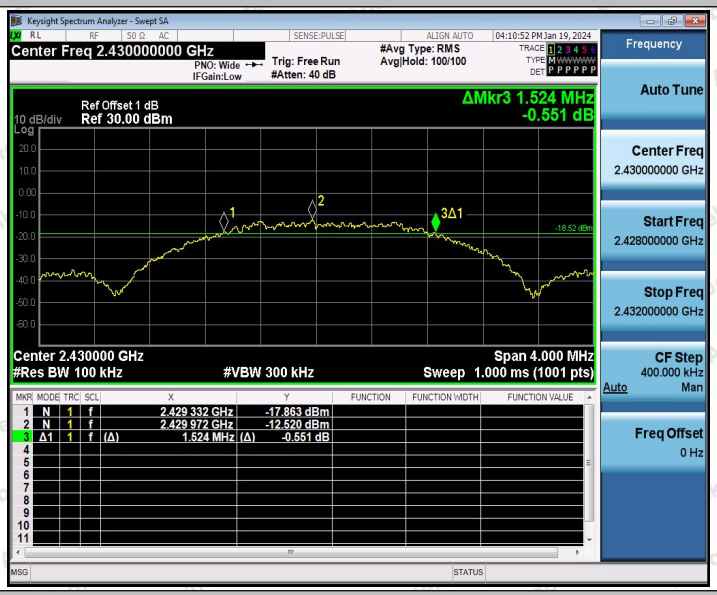

2.4G_Ant1_2470

Appendix B: Occupied Channel Bandwidth

Test Result

TestMode	Antenna	Frequency[MHz]	OCB [MHz]	FL[MHz]	FH[MHz]
2.4G	Ant1	2405	2.3013	2403.9087	2406.2100
		2430	2.2840	2428.9062	2431.1902
		2470	2.2964	2468.9028	2471.1992

Test Graphs

2.4G_Ant1_2405

2.4G_Ant1_2430

2.4G_Ant1_2470

Appendix C: Maximum conducted output power

Test Result Peak

TestMode	Antenna	Frequency[MHz]	Conducted Peak Power[dBm]	Conducted Limit[dBm]	Verdict
2.4G	Ant1	2405	-8.74	≤30	PASS
		2430	-9.33	≤30	PASS
		2470	-10.05	≤30	PASS

Test Graphs Peak

2.4G_Ant1_2405

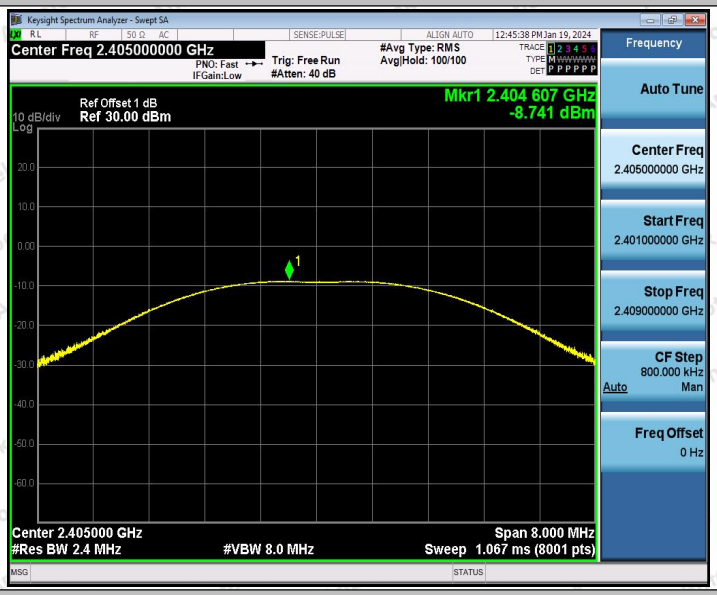

2.4G_Ant1_2430

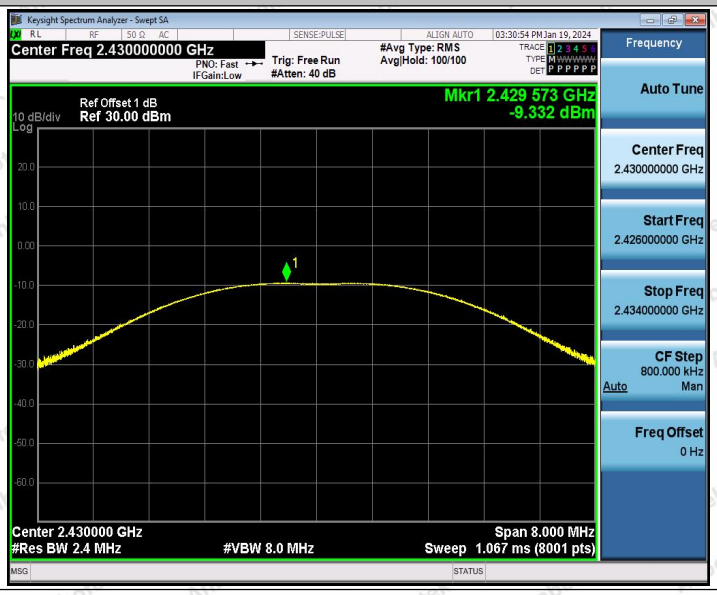

2.4G_Ant1_2470

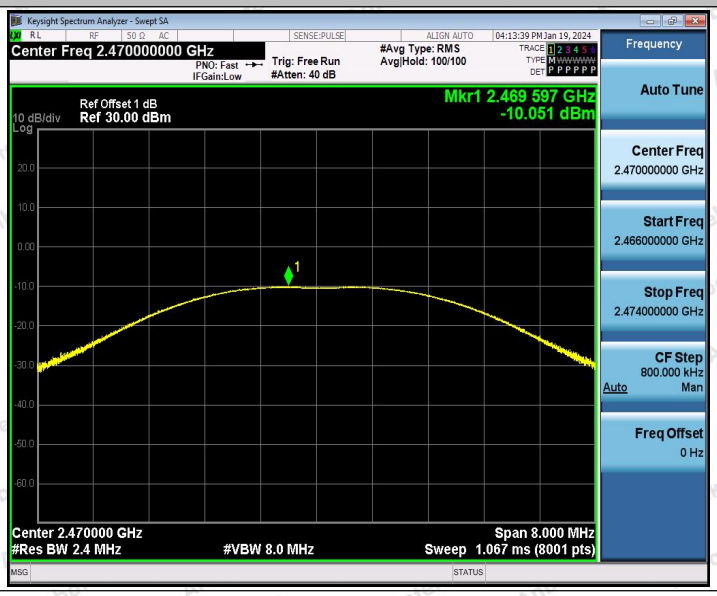

Appendix D: Maximum power spectral density

Test Result

TestMode	Antenna	Frequency[MHz]	Result[dBm/3kHz]	Limit[dBm/3kHz]	Verdict
2.4G	Ant1	2405	-22.24	≤8.00	PASS
		2430	-22.31	≤8.00	PASS
		2470	-24.31	≤8.00	PASS

Test Graphs

2.4G_Ant1_2405

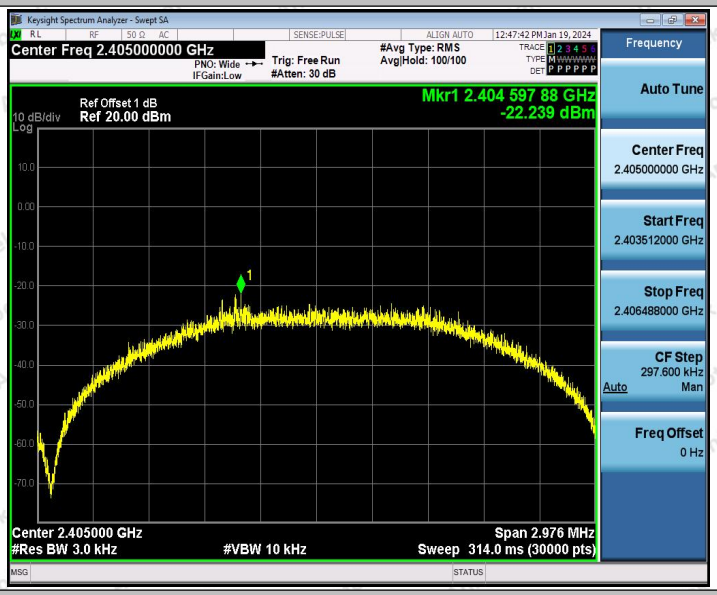

2.4G_Ant1_2430

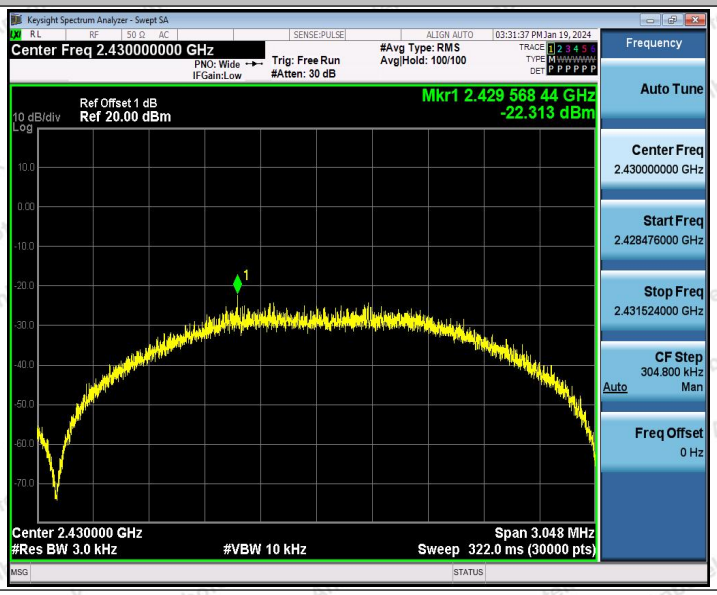

2.4G_Ant1_2470

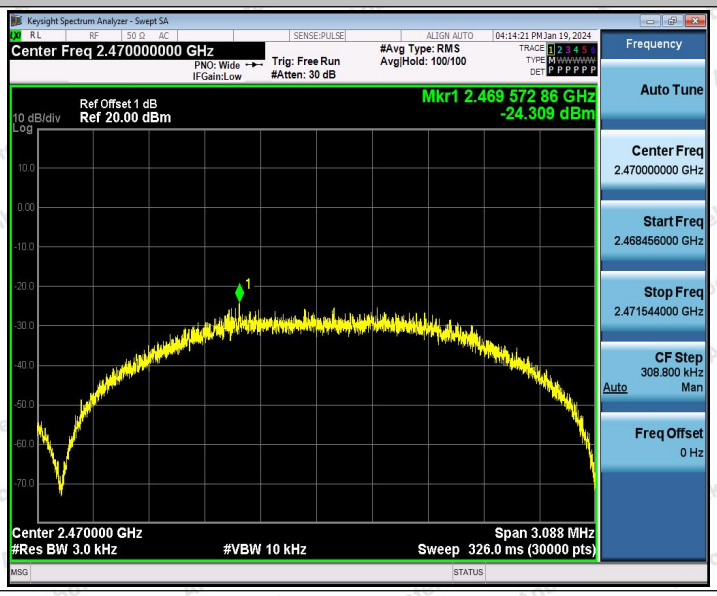

Appendix E: Band edge measurements

Test Result

TestMode	Antenna	ChName	Frequency[MHz]	RefLevel[dBm]	Result[dBm]	Limit[dBm]	Verdict
2.4G	Ant1	Low	2405	-12.33	-51.15	≤-32.33	PASS
		High	2470	-13.43	-56.77	≤-33.43	PASS

Test Graphs

2.4G_Ant1_Low_2405

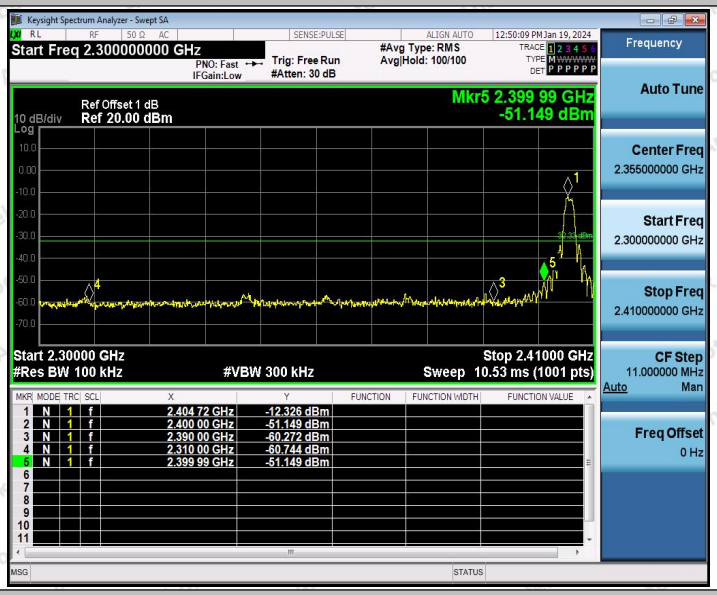

2.4G_Ant1_High_2470

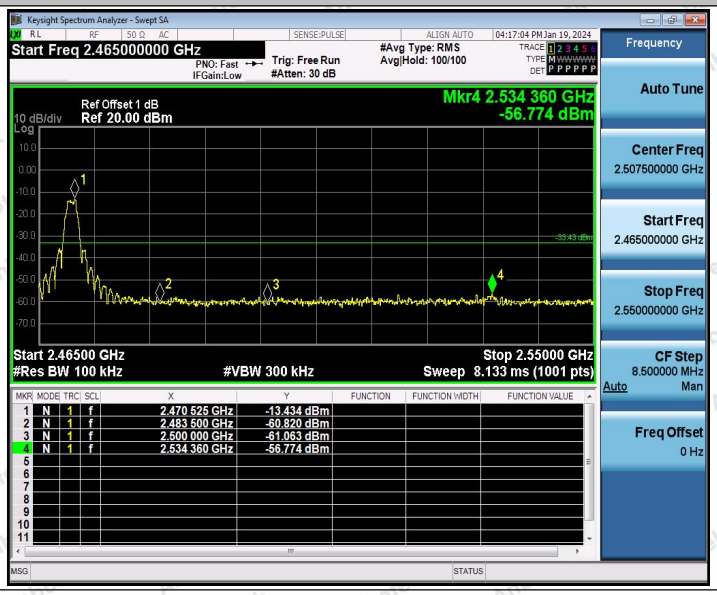

Appendix F: Conducted Spurious Emission

Test Result

TestMode	Antenna	Frequency[MHz]	FreqRange [MHz]	RefLevel [dBm]	Result[dBm]	Limit[dBm]	Verdict
2.4G	Ant1	2405	Reference	-11.99	-11.99	---	PASS
			30~1000	-11.99	-34.43	≤-31.99	PASS
			1000~26500	-11.99	-48.78	≤-31.99	PASS
		2430	Reference	-13.26	-13.26	---	PASS
			30~1000	-13.26	-67.86	≤-33.26	PASS
			1000~26500	-13.26	-50.03	≤-33.26	PASS
		2470	Reference	-14.19	-14.19	---	PASS
			30~1000	-14.19	-67.3	≤-34.19	PASS
			1000~26500	-14.19	-51.64	≤-34.19	PASS

Test Graphs

2.4G_Ant1_2405_0~Reference

2.4G_Ant1_2405_30~1000

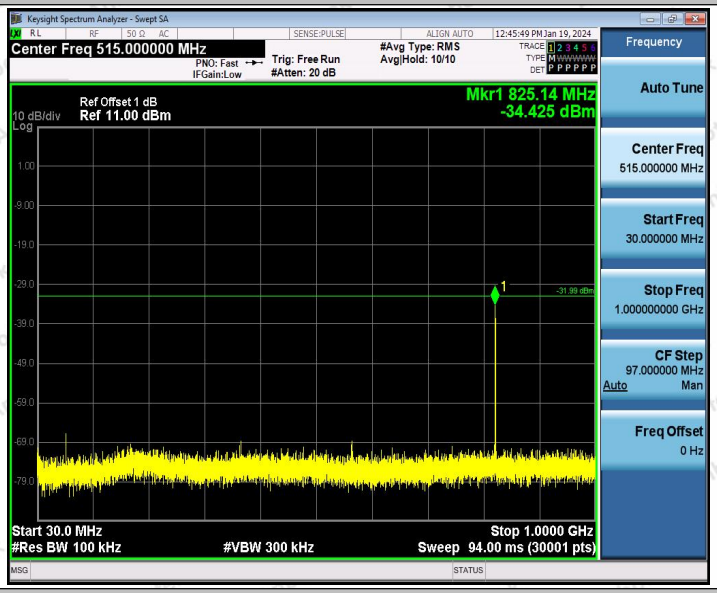

2.4G_Ant1_2405_1000~26500

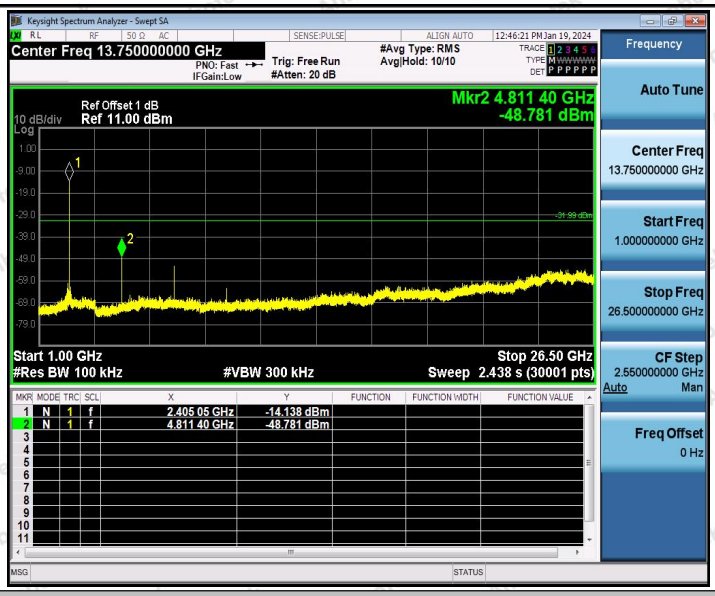

2.4G_Ant1_2430_0~Reference

2.4G_Ant1_2430_30~1000

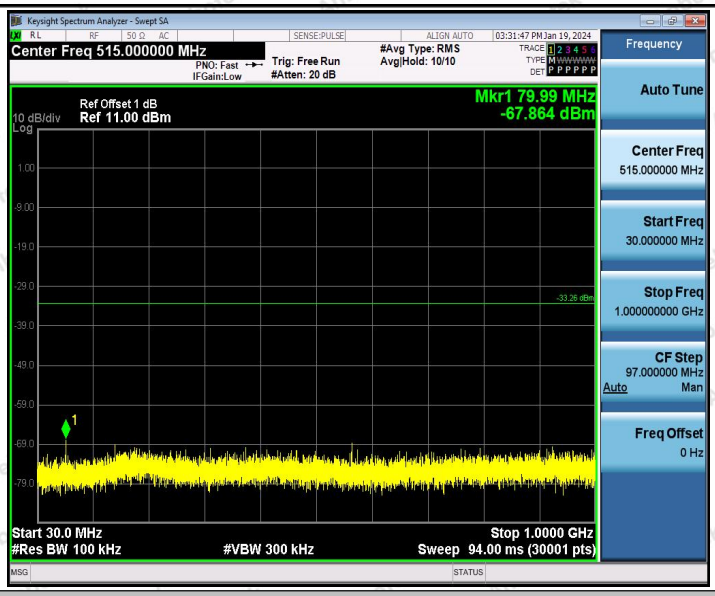

2.4G_Ant1_2430_1000~26500

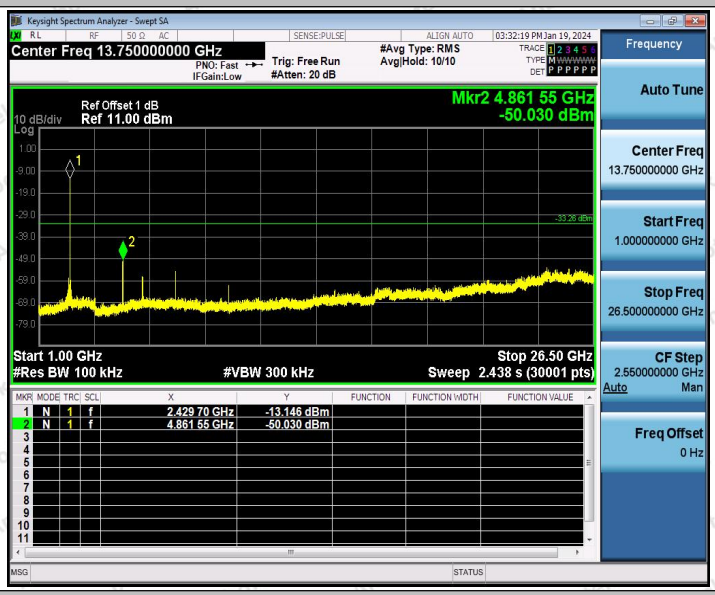

2.4G_Ant1_2470_0~Reference

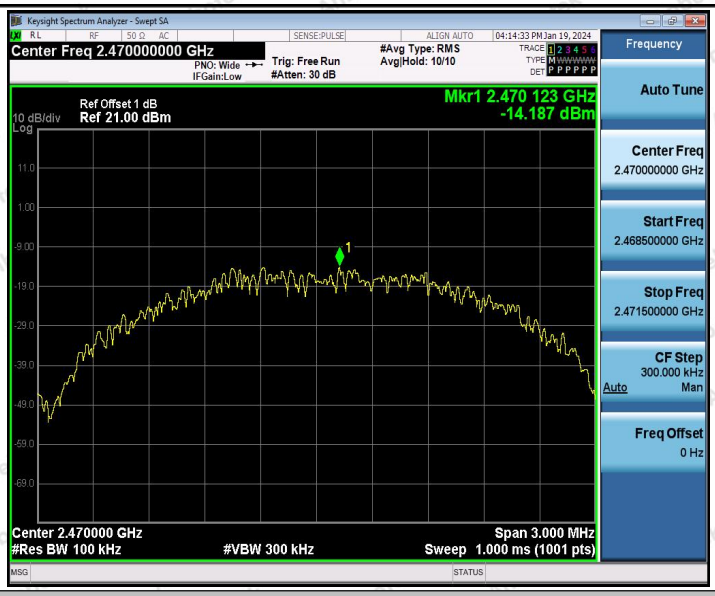

2.4G_Ant1_2470_30~1000

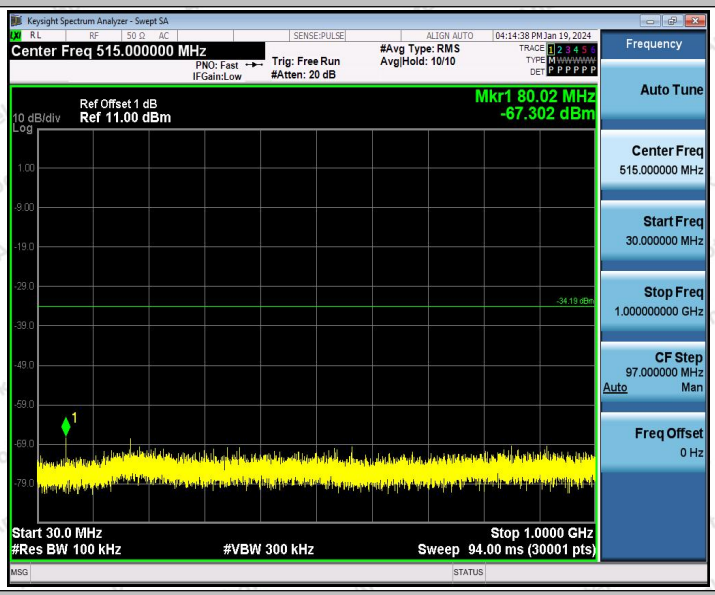

2.4G_Ant1_2470_1000~26500

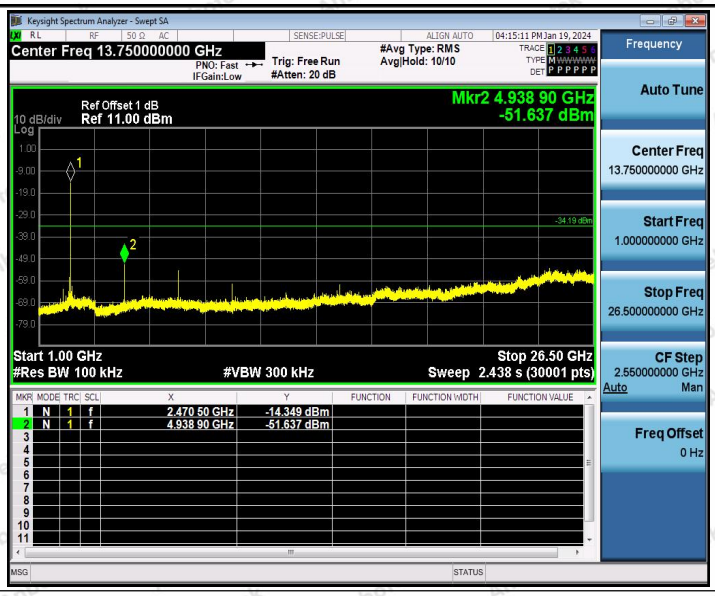
Keysight Spectrum Analyzer - Swept SA
Center Freq 13.750000000 GHz
PNO: Fast
IFGain:Low
Trig: Free Run
#Atten: 20 dB
#Avg Type: RMS
Avg|Hold: 10/10
04:15:11 PM Jan 19, 2024
Ref Offset 1 dB
10 dB/div
Ref 11.00 dBm
Mkr2 4.938 90 GHz
-51.637 dBm
Start 1.00 GHz
#Res BW 100 kHz
#VBW 300 kHz
Stop 26.50 GHz
Sweep 2.438 s (30001 pts)
1 N 1 f 2.470 50 GHz -14.349 dBm
2 N 1 f 4.938 90 GHz -51.637 dBm
Frequency
Auto Tune
Center Freq
13.750000000 GHz
Start Freq
1.000000000 GHz
Stop Freq
26.500000000 GHz
CF Step
2.550000000 GHz
Auto Man
Freq Offset
0 Hz

Appendix G: Duty Cycle

Test Result

TestMode	Antenna	Frequency[MHz]	ON Time [ms]	Period [ms]	Duty Cycle [%]	Duty Cycle Factor[dB]
2.4G	Ant1	2405	19.00	19.00	100	0.00
		2430	19.00	19.00	100	0.00
		2470	19.00	19.00	100	0.00

Test Graphs

2.4G_Ant1_2405

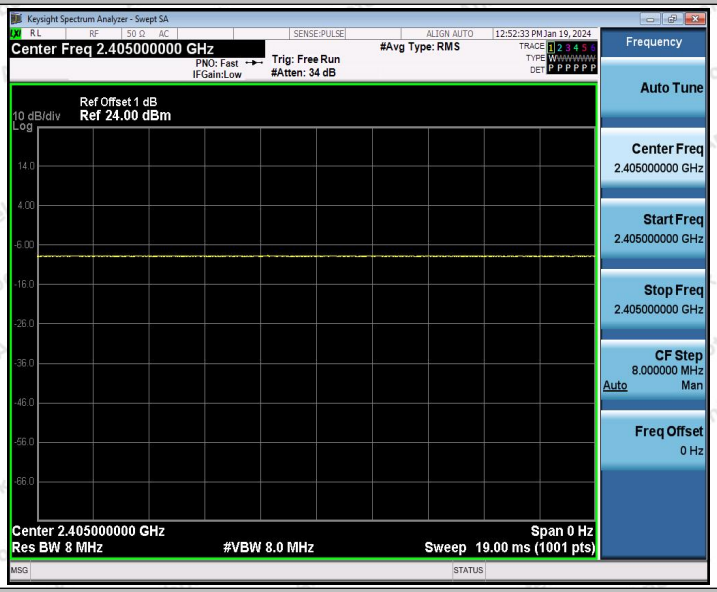

2.4G_Ant1_2430

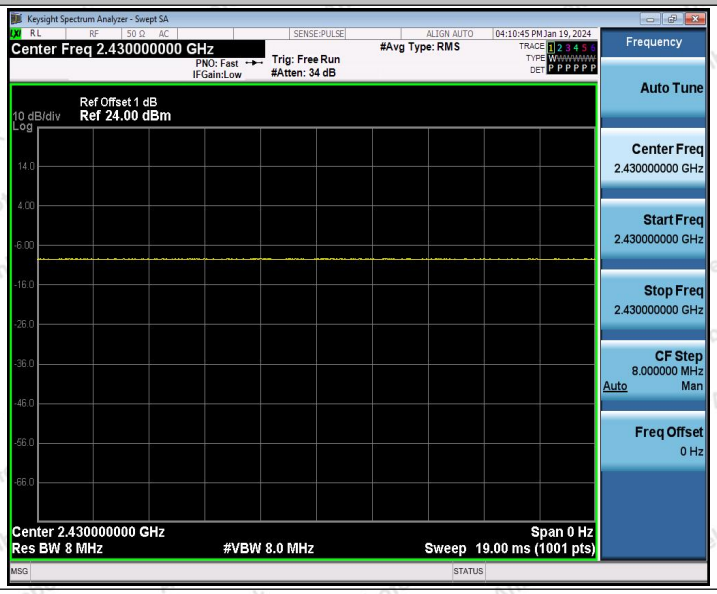

2.4G_Ant1_2470

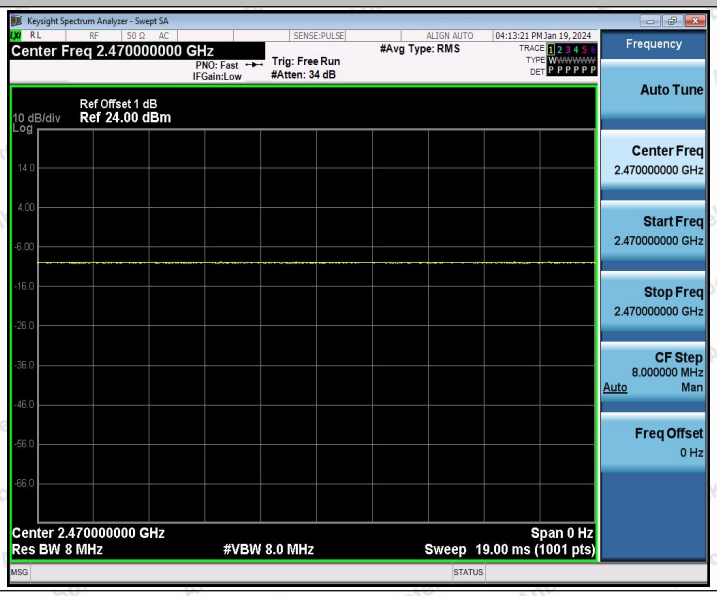

---END---