Internal Photos of the EUT

Fig. 1

Fig. 2


SW1
SW2
LED1
LED2
LED3
LED4
MQ-Y1959-VER1.1
2023-5-26
PET-DISPLAY-03
20230516
B1
D30
U1
U2
J13

Fig. 3


U3

Fig. 4



Fig. 5



Fig. 6

Fig. 7



Fig. 8


MQ-C1956-VER1.1
2023-5-26
PET-IR-02
20230423

Fig. 9


IR5
UVC2
IR4
IR3
IR2
IR1

Fig. 10



Fig. 11



Fig. 12



Fig. 13



Fig. 14


GND 5V WET
MQ-C1955-VER1.0
2023-5-26
PET-MCU-03
20230516

Fig. 15


Bluetooth/WIFI Antenna
WBR3
U6
C6

Fig. 16