说明书尺寸： 宽12cm 高16cm

双面印刷

12cm

16cm

TV REMOTE HANDING MANUAL

Thank you for choosing our remote control.Before using this product,please read this manual to ensure it is used correctly.

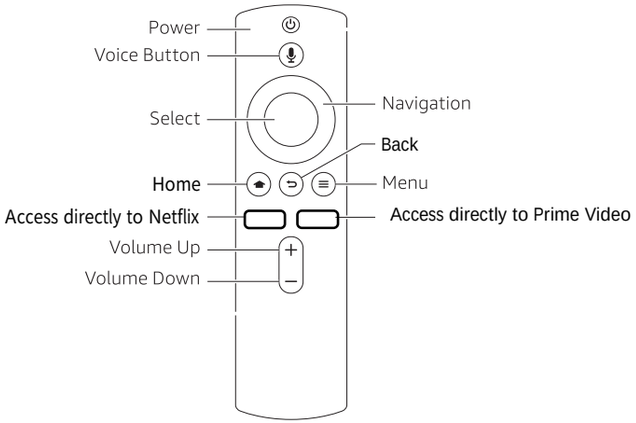

How to pair the remote with your Fire TV Device?

If you have the old remote and still can use,you'll need both remote for setup:

1.Turn on your TV and Fire TV Device.

2.Using your old remote navigate to Settings at the top of the screen, then select:**Controllers & Bluetooth Devices > Amazon Fire TV Remotes > Add new remote**. (If connected remote more then 6 limits,please delete some remote)

3.On the new remote,press and hold the button for 10-15 seconds to connect the new remote.

4.Your Fire TV device will search for remotes it can connect with,then display them in a list.

If you don't have the original remote that came with your Fire TV:

1.Turn on your TV.

2.Unplug your fire TV device from the power cable, and restart it back in.

3.Once the home screen for Fire TV appears, press and hold the button on the new remote for 10-15 seconds.

4.The indicator LED will slowly flash amber for 10 seconds,then flash faster when your remote is ready to connect.

⚠ Note: If fail in the pairing, please repeat again.

正面

12cm

16cm

Installing batteries into the remote

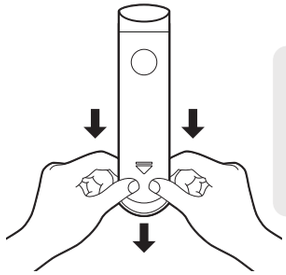

1.To install the batteries, push the rear cover open in the direction of the arrow at the bottom of the illustration.

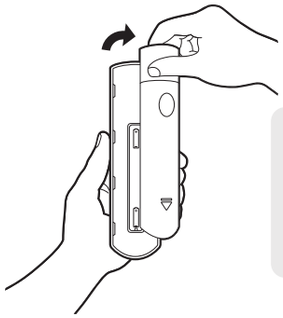

2.Insert the batteries as shown in the figure. Make sure that the positive and negative ends are facing in the correct direction.

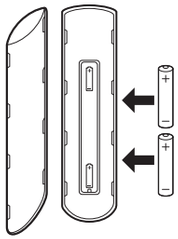

(AAA batteries)

3.Close the rear cover as shown.

反面

This device complies with part 15 of the FCC Rules. Operation is subject to the following two conditions: (1) This device may not cause harmful interference, and (2) this device must accept any interference received, including interference that may cause undesired operation.

Any Changes or modifications not expressly approved by the party responsible for compliance could void the user's authority to operate the equipment.

Note: This equipment has been tested and found to comply with the limits for a Class B digital device, pursuant to part 15 of the FCC Rules. These limits are designed to provide reasonable protection against harmful interference in a residential installation. This equipment generates uses and can radiate radio frequency energy and, if not installed and used in accordance with the instructions, may cause harmful interference to radio communications. However, there is no guarantee that interference will not occur in a particular installation. If this equipment does cause harmful interference to radio or television reception, which can be determined by turning the equipment off and on, the user is encouraged to try to correct the interference by one or more of the following measures:
-Reorient or relocate the receiving antenna.
-Increase the separation between the equipment and receiver.
-Connect the equipment into an outlet on a circuit different from that to which the receiver is connected.
-Consult the dealer or an experienced radio/TV technician for help.

RF warning for Portable device: The device has been evaluated to meet general RF exposure requirement. The device can be used in portable exposure condition without restriction.