Appendix A

Report No.:	CISRR240911100
FCC ID:	2BDZJ-K60
Product Name:	wireless headphone
Model No.:	K60
Test Engineer:	Lucas Huang
Supervised by:	Rory Huang

1) Conducted Output Power

Test Result

Mode	Channel	Peak Output Power (dBm)	Peak Output Power (mW)	Limit (dBm)	Result
BLE 1M	0	5.11	3.24	≤30	PASS
	19	4.74	2.98	≤30	PASS
	39	4.12	2.58	≤30	PASS
BLE 2M	0	5.16	3.28	≤30	PASS
	19	5.01	3.17	≤30	PASS
	39	4.42	2.76	≤30	PASS

Test Graphs

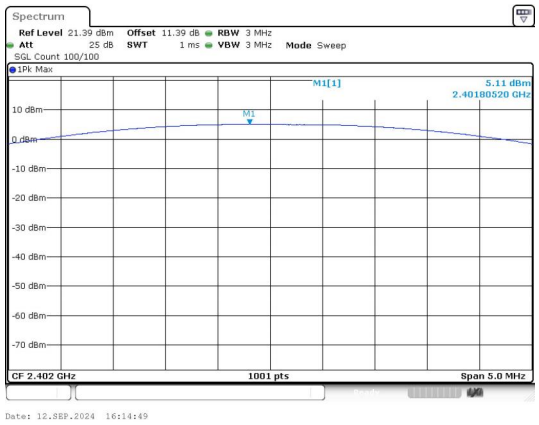

Peak Output Power

BLE 1M_Channel 0

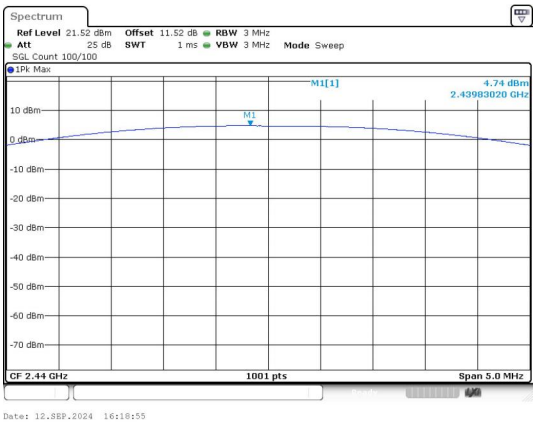

Peak Output Power

BLE 1M_Channel 19

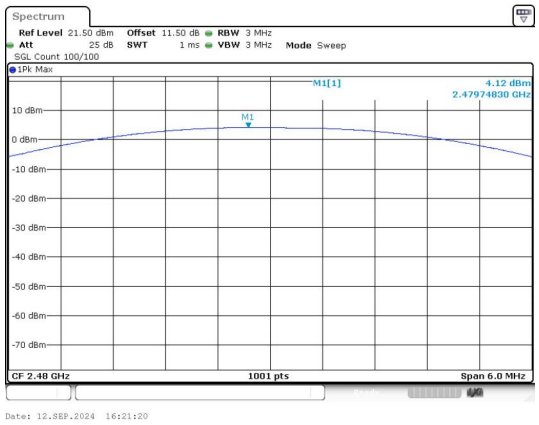

Peak Output Power

BLE 1M_Channel 39

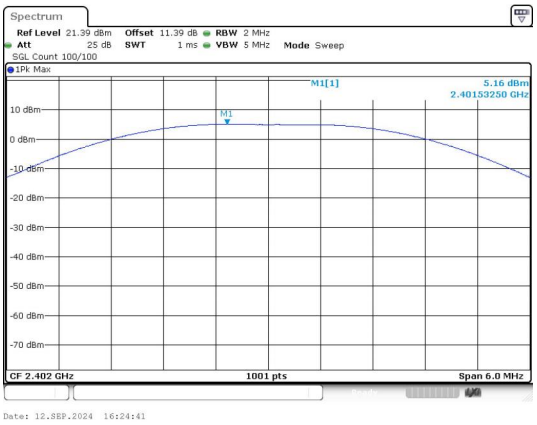

Peak Output Power

BLE 2M_Channel 0

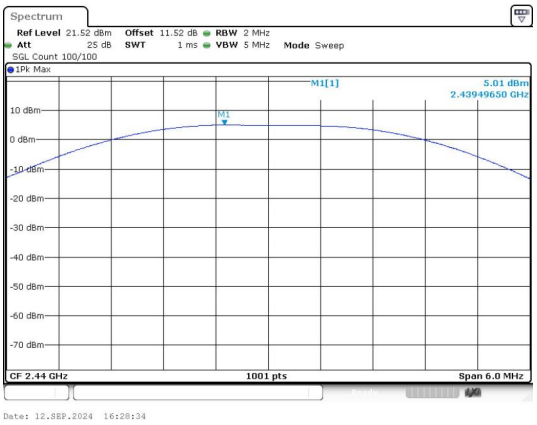

Peak Output Power

BLE 2M_Channel 19

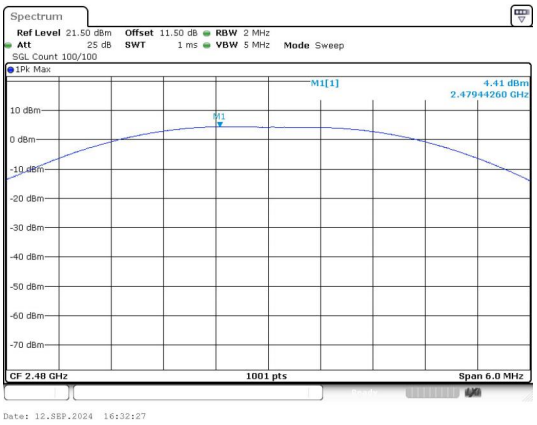

Peak Output Power

BLE 2M_Channel 39

2) 99% Bandwidth

Test Result

Mode	Channel	Center Frequency (MHz)	99% BW (MHz)
BLE 1M	0	2402	1.0306
BLE 1M	19	2440	1.0346
BLE 1M	39	2480	1.0314
BLE 2M	0	2402	2.0512
BLE 2M	19	2440	2.0552
BLE 2M	39	2480	2.0492

Test Graphs

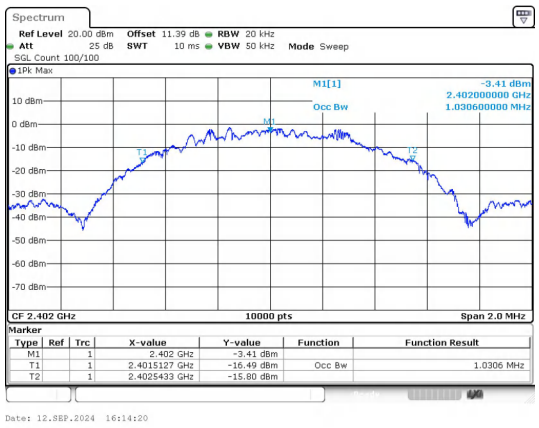

BLE 1M_Channel 0

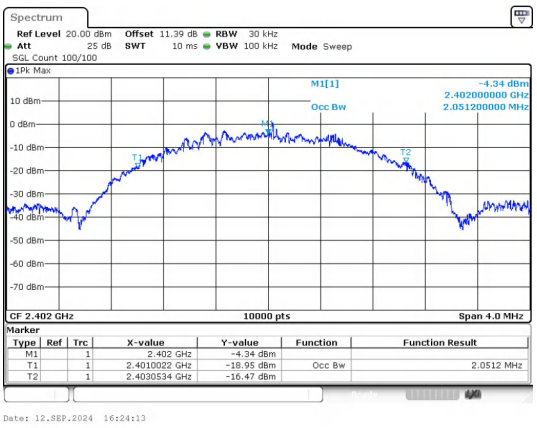

BLE 2M_Channel 0

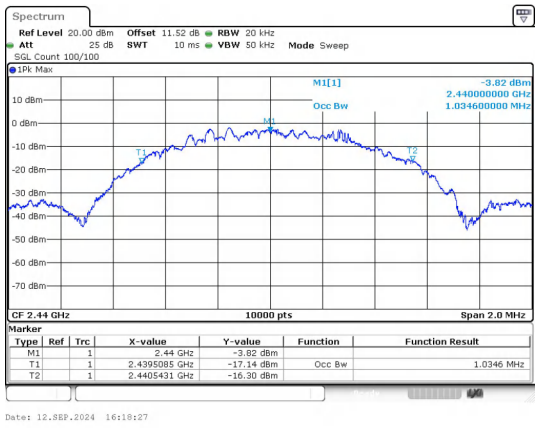

BLE 1M_Channel 19

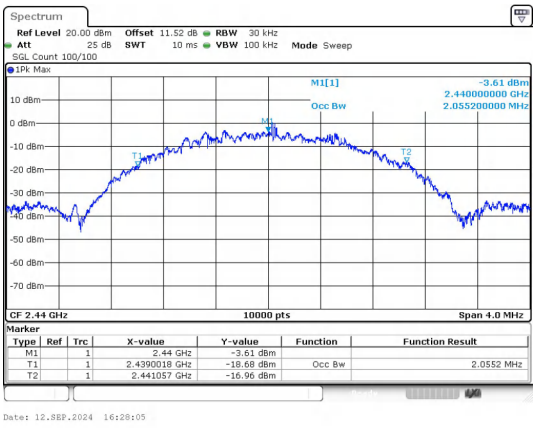

BLE 2M_Channel 19

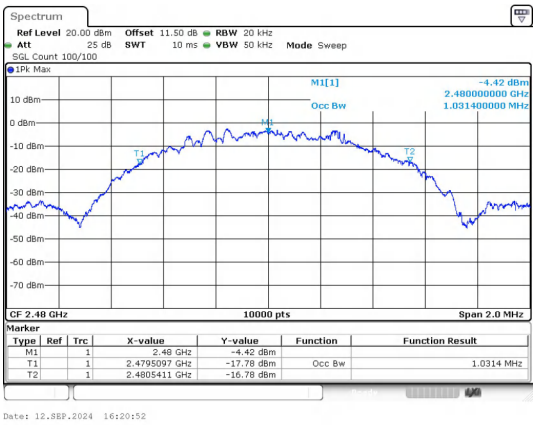

BLE 1M_Channel 39

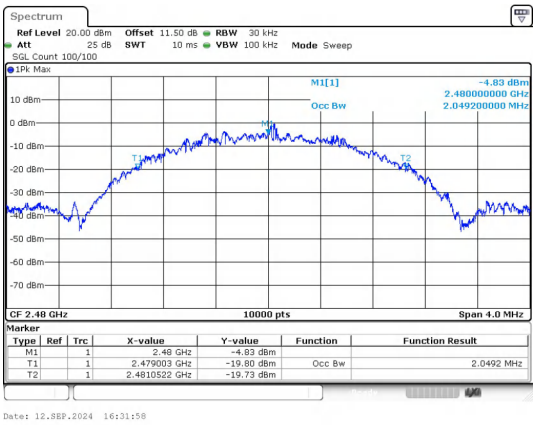

BLE 2M_Channel 39

3) 6dB Bandwidth

Test Result

Mode	Channel	Center Frequency (MHz)	6 dB Bandwidth (MHz)	Limit (MHz)	Result
BLE 1M	0	2402	0.6600	≥0.5	PASS
	19	2440	0.6600		PASS
	39	2480	0.6600		PASS
BLE 2M	0	2402	1.150		PASS
	19	2440	1.150		PASS
	39	2480	1.160		PASS

Test Graphs

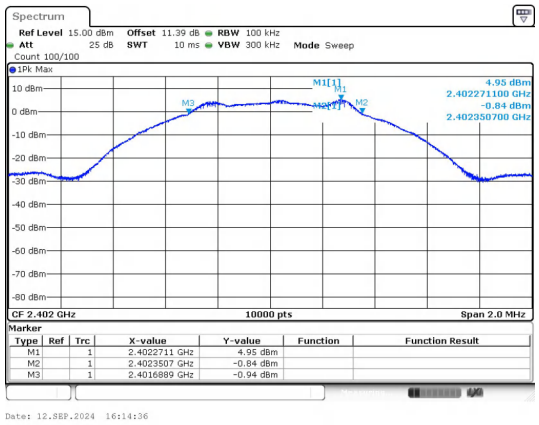

BLE 1M_Channel 0

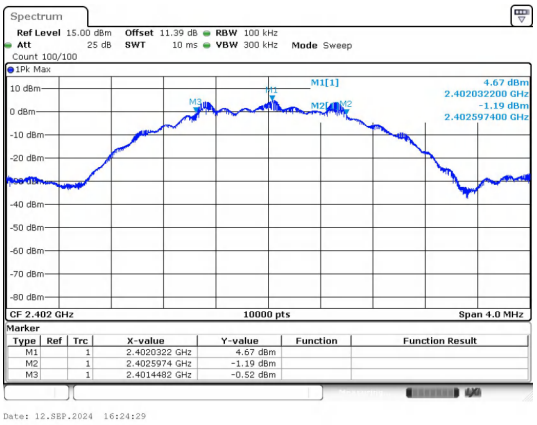

BLE 2M_Channel 0

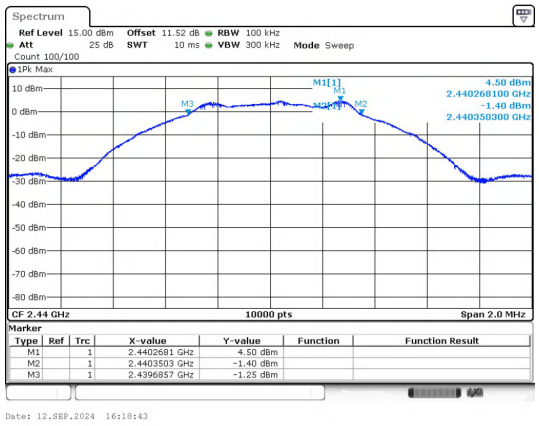

BLE 1M_Channel 19

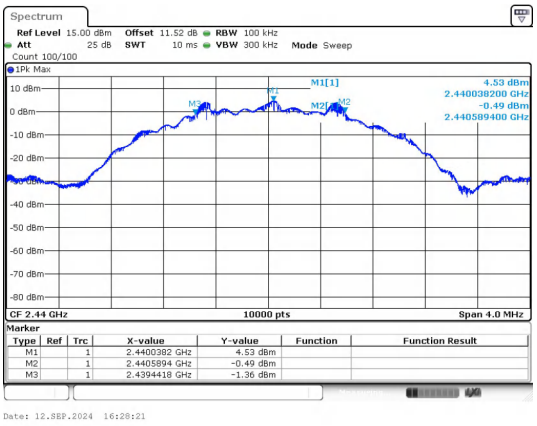

BLE 2M_Channel 19

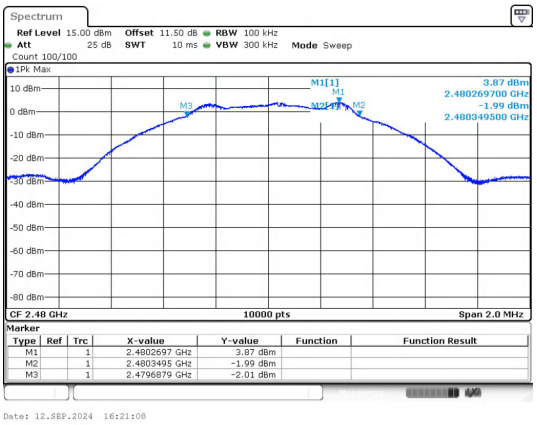

BLE 1M_Channel 39

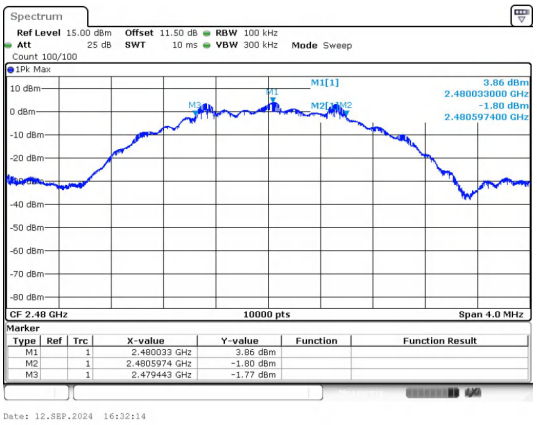

BLE 2M_Channel 39

4) Conducted Out Of Band Emission

Test Result

Mode	Channel	OOB Emission Frequency (MHz)	OOB Emission Level (dBm)	Limit (dBm)	Over Limit (dB)	Result
BLE 1M	0	2399.00	-39.027	-15.11	-23.917	PASS
		2400.00	-43.401	-15.11	-28.291	PASS
		7205.10	-37.081	-15.11	-21.971	PASS
	19	9753.73	-38.878	-15.48	-23.398	PASS
	39	2483.50	-44.787	-16.14	-28.647	PASS
		9914.37	-37.334	-16.14	-21.194	PASS
BLE 2M	0	2400.00	-30.226	-15.22	-15.006	PASS
		7204.30	-40.489	-15.22	-25.269	PASS
	19	9753.73	-38.927	-15.44	-23.487	PASS
	39	2483.50	-48.808	-16.01	-32.798	PASS
		9914.37	-36.930	-16.01	-20.920	PASS

Test Graphs

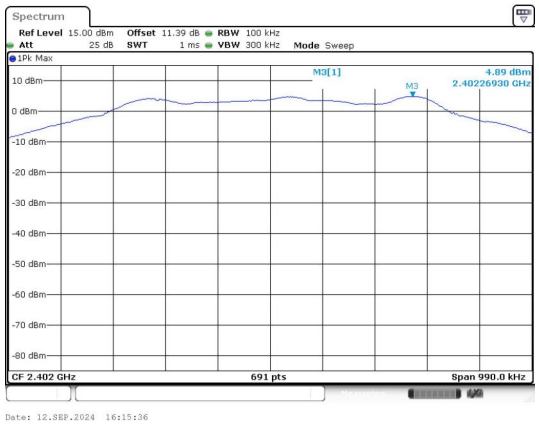

In-Band Reference Level
BLE 1M_Channel 0

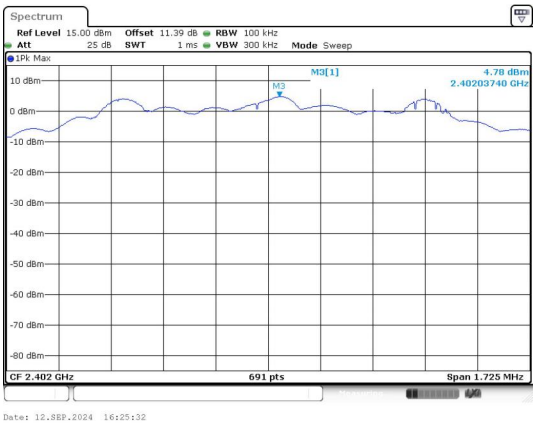

In-Band Reference Level
BLE 2M_Channel 0

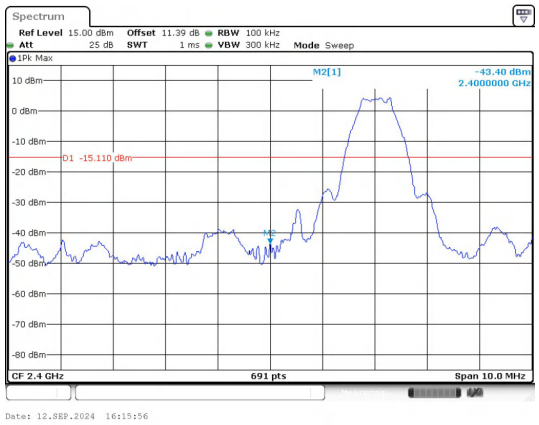

Out Of Band Emission

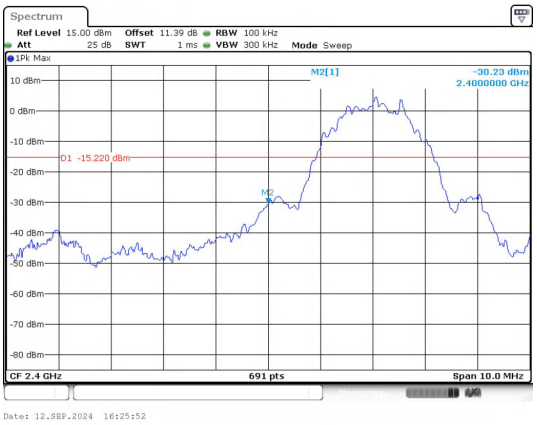

Out Of Band Emission

BLE 1M_Channel 0	BLE 2M_Channel 0
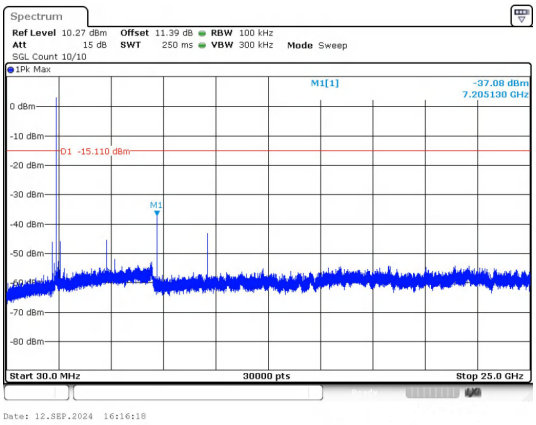	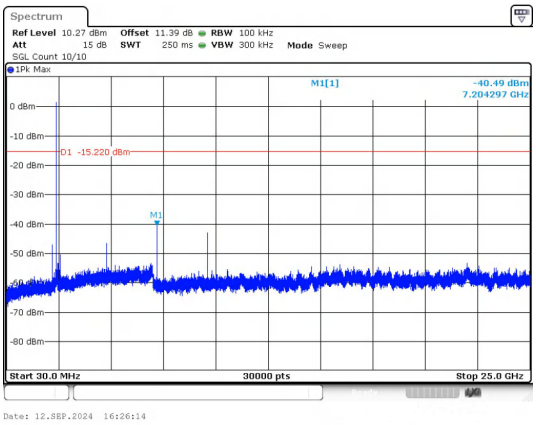
30.0 MHz - 25000.0 MHz BLE 1M_Channel 0	30.0 MHz - 25000.0 MHz BLE 2M_Channel 0
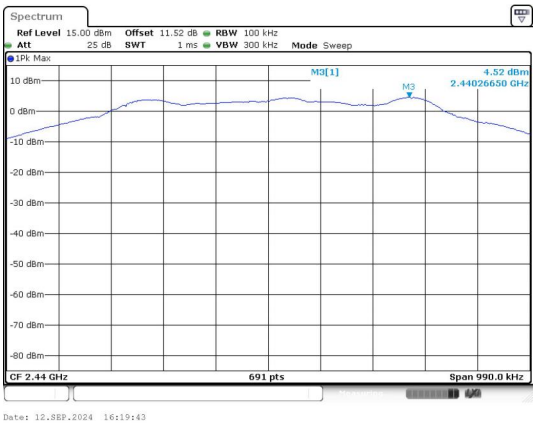	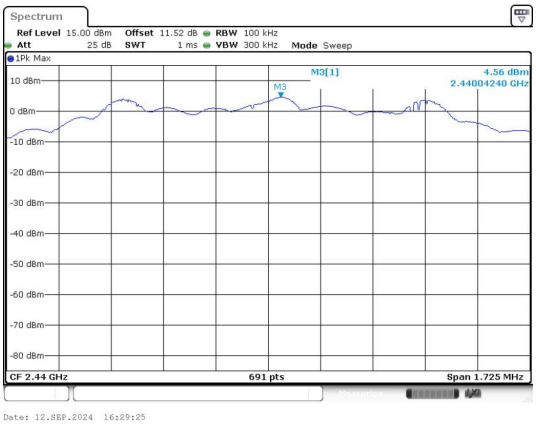
In-Band Reference Level BLE 1M_Channel 19	In-Band Reference Level BLE 2M_Channel 19
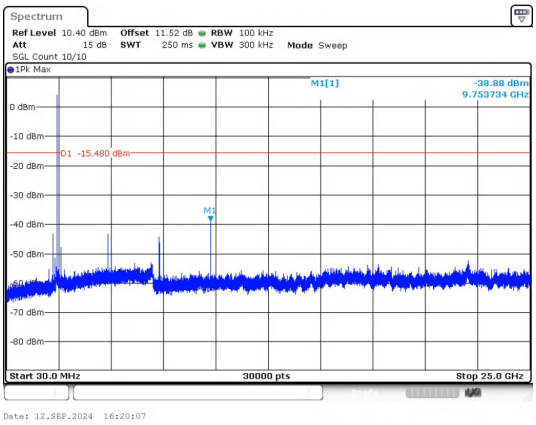	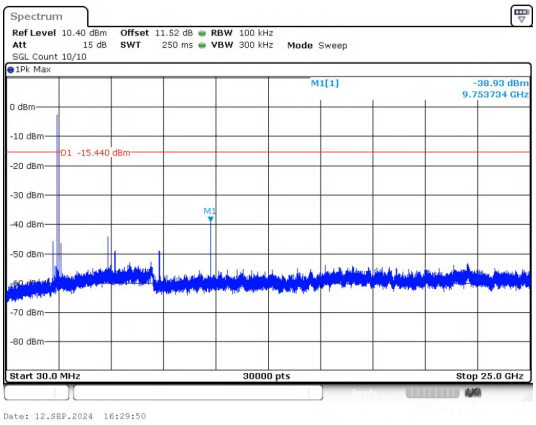
30.0 MHz - 25000.0 MHz BLE 1M_Channel 19	30.0 MHz - 25000.0 MHz BLE 2M_Channel 19

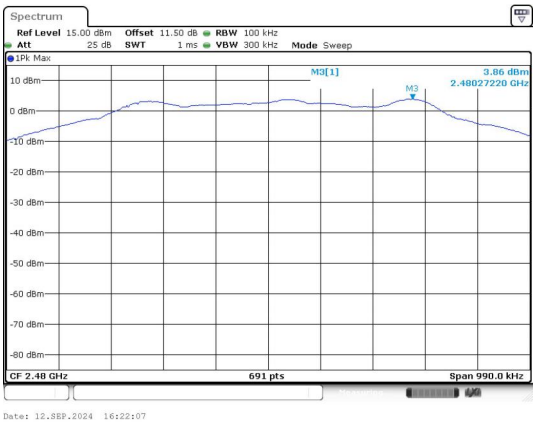

In-Band Reference Level

BLE 1M_Channel 39

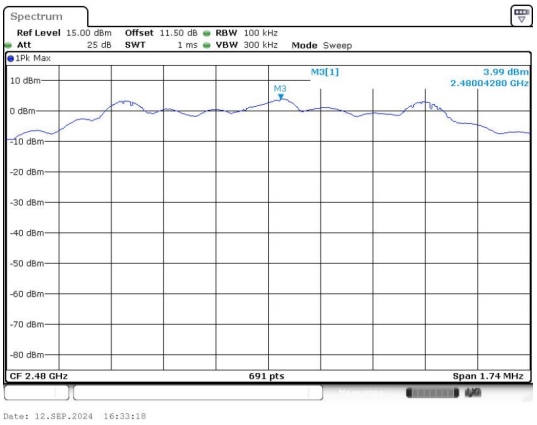

In-Band Reference Level

BLE 2M_Channel 39

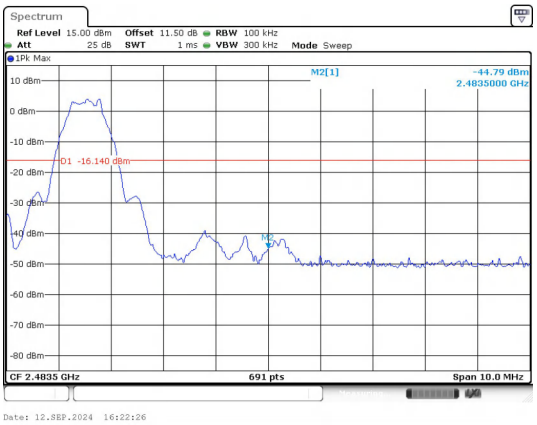

Out Of Band Emission

BLE 1M_Channel 39

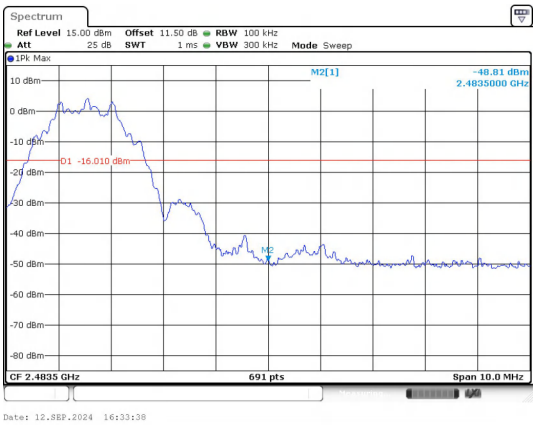

Out Of Band Emission

BLE 2M_Channel 39

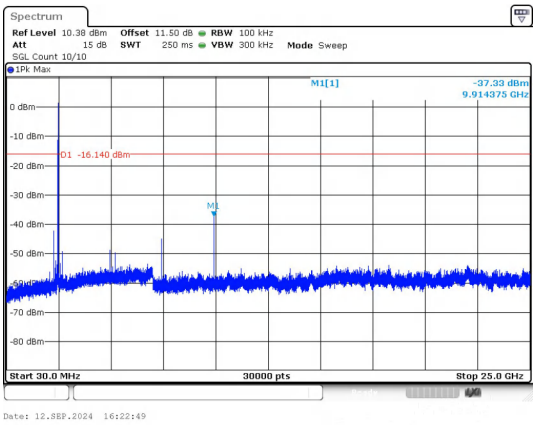

30.0 MHz - 25000.0 MHz

BLE 1M_Channel 39

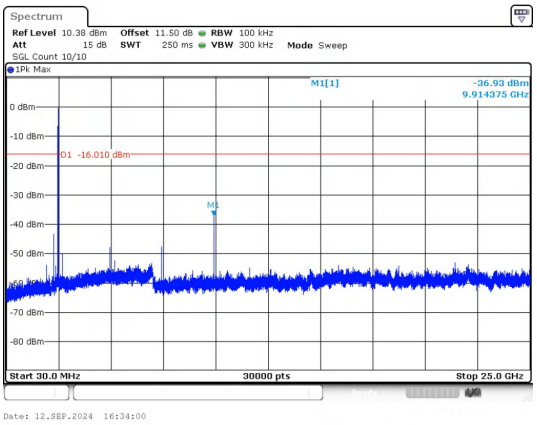

30.0 MHz - 25000.0 MHz

BLE 2M_Channel 39

5) Duty Cycle

Test Result

Mode	Channel	On Time (ms)	Period (ms)	Duty Cycle (%)	Duty Cycle (linear)	Duty Cycle Factor (dB)	1/T
BLE 1M	0	2.134	2.500	85.37	0.8537	0.6869	0.47
	19	2.134	2.499	85.41	0.8541	0.6849	0.47
	39	2.133	2.499	85.37	0.8537	0.6869	0.47
BLE 2M	0	1.082	2.500	43.29	0.4329	3.6361	0.92
	19	1.081	2.499	43.27	0.4327	3.6381	0.93
	39	1.081	2.499	43.27	0.4327	3.6381	0.93

Test Graphs

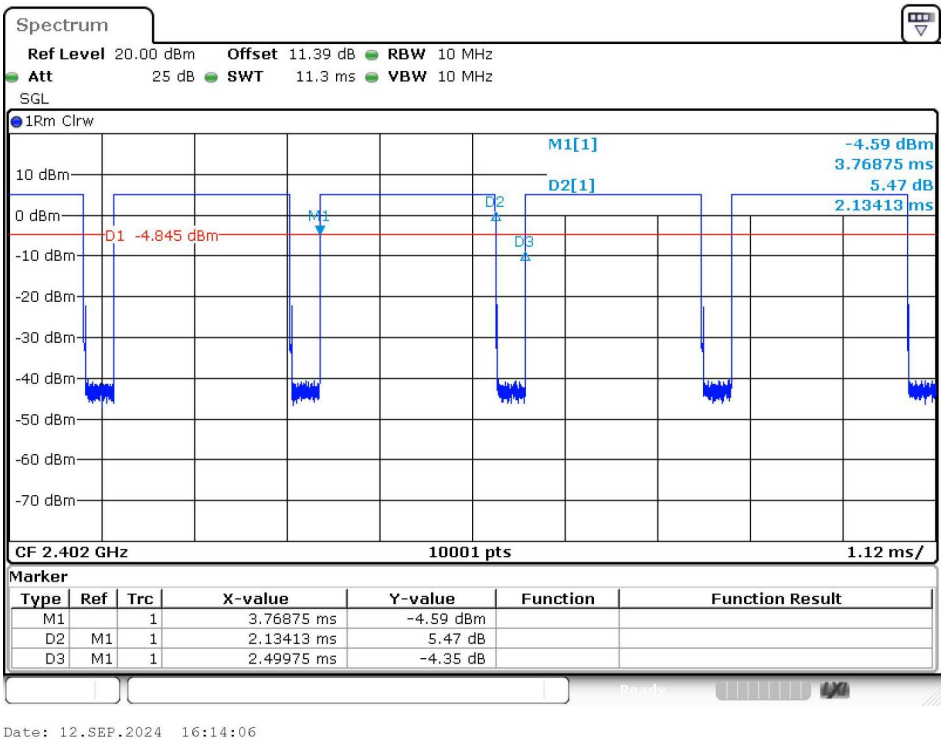

BLE 1M_Channel 0

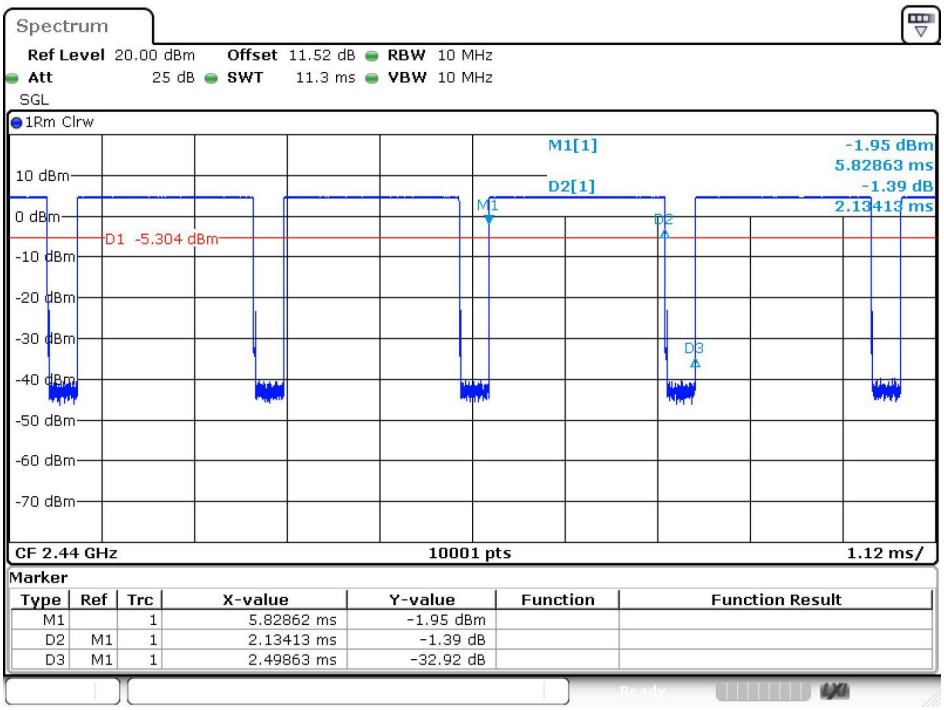

BLE 1M_Channel 19

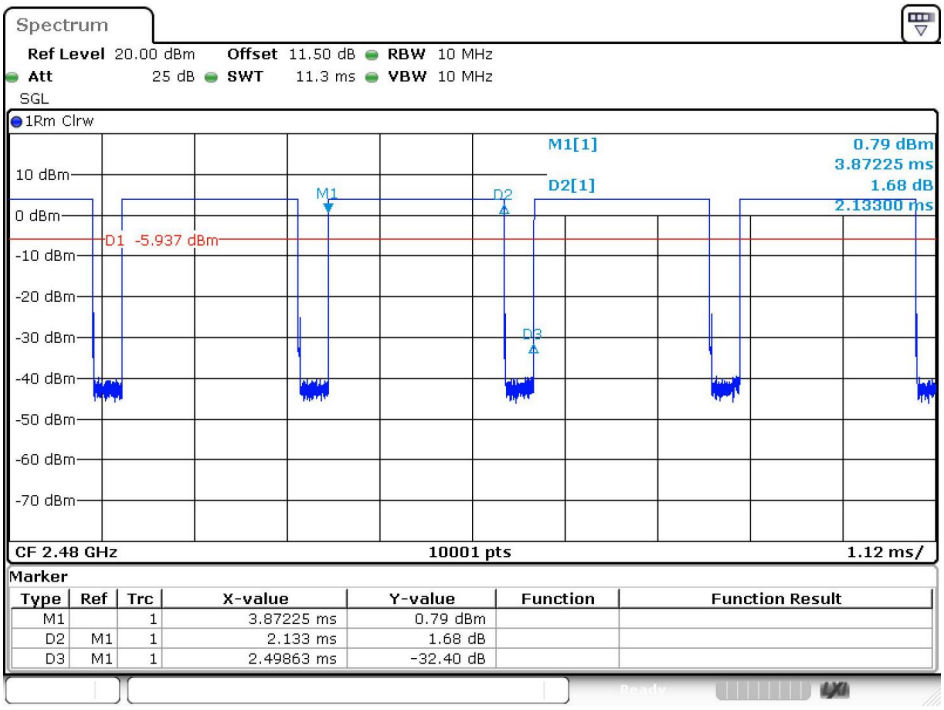

BLE 1M_Channel 39

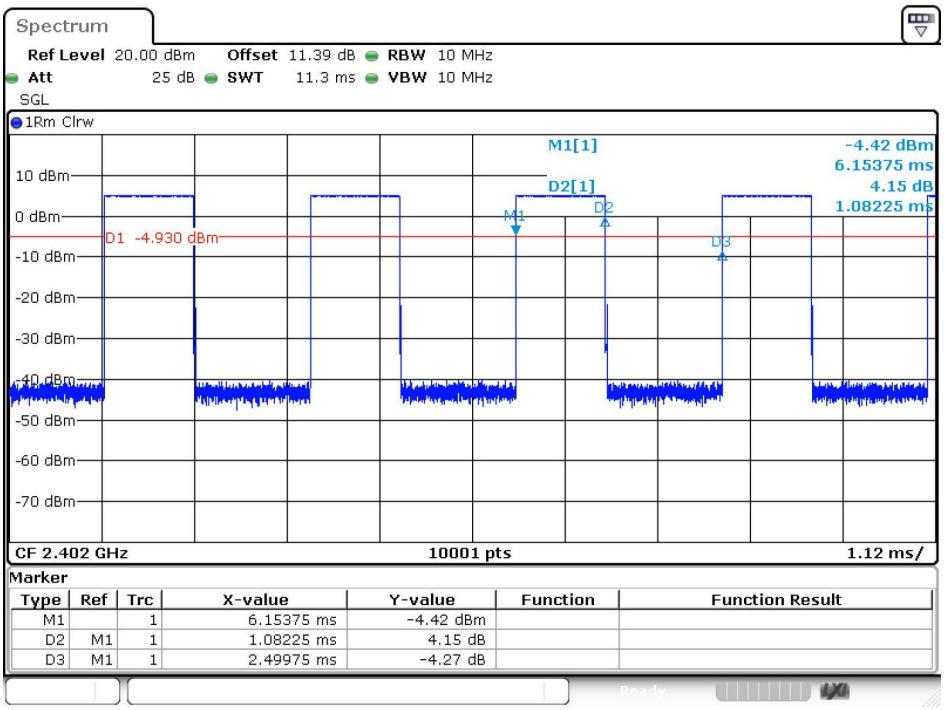

BLE 2M_Channel 0

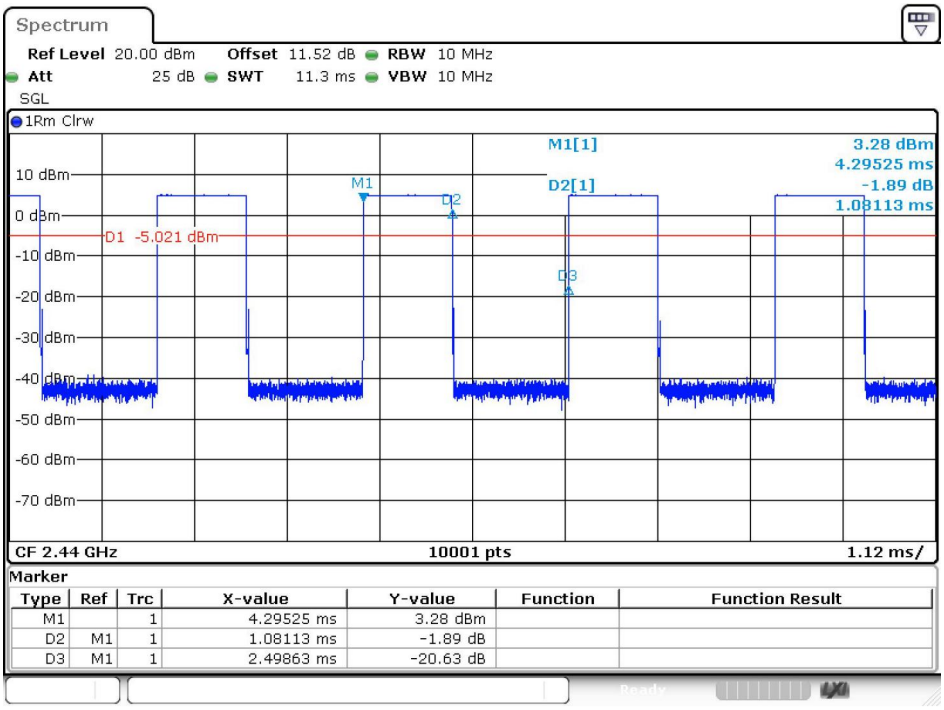

BLE 2M_Channel 19

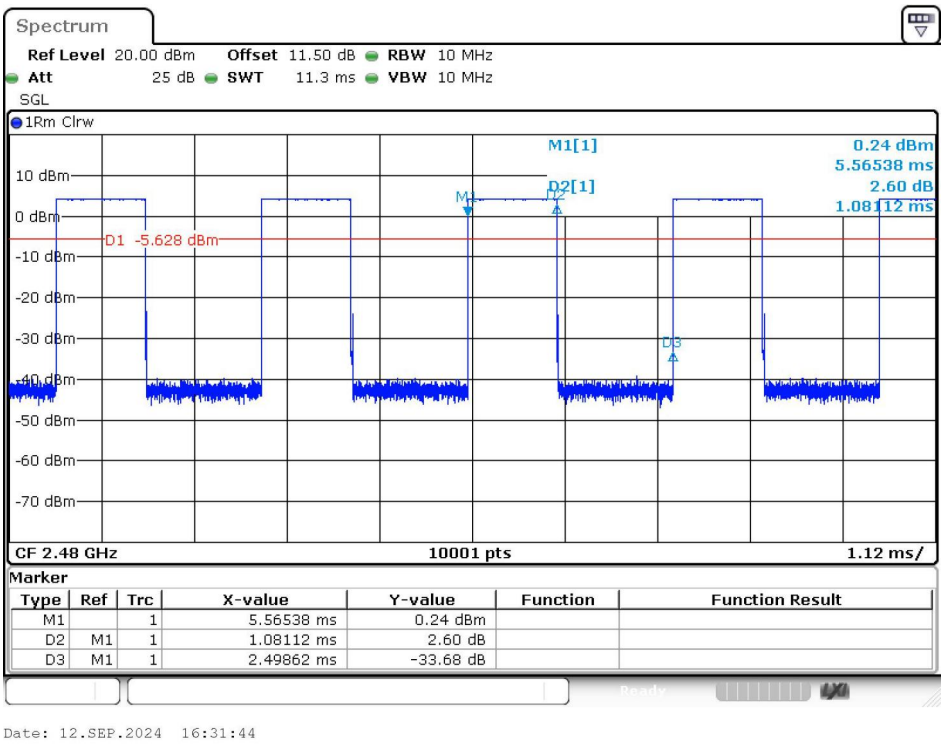

BLE 2M_Channel 39

6) Power Spectral Density

Test Result

Mode	Channel	PSD (dBm/3kHz)	Limit (dBm/3kHz)	Result
BLE 1M	0	-12.30	≤8	PASS
BLE 1M	19	-12.64	≤8	PASS
BLE 1M	39	-12.94	≤8	PASS
BLE 2M	0	-15.74	≤8	PASS
BLE 2M	19	-13.95	≤8	PASS
BLE 2M	39	-15.39	≤8	PASS

Test Graphs

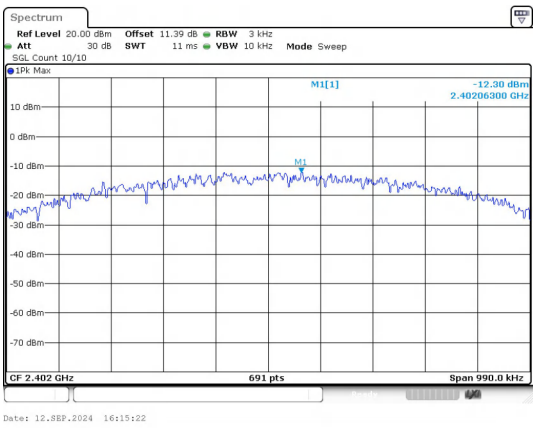

BLE 1M_Channel 0

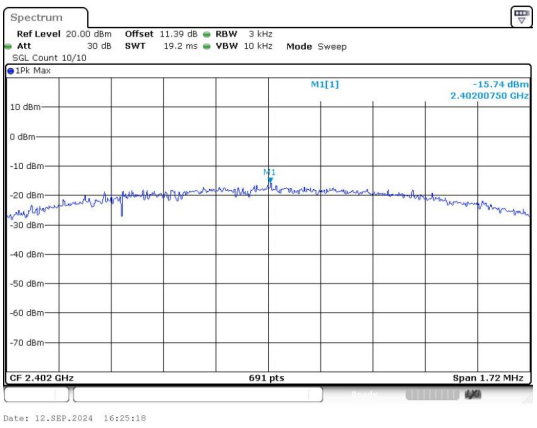

BLE 2M_Channel 0

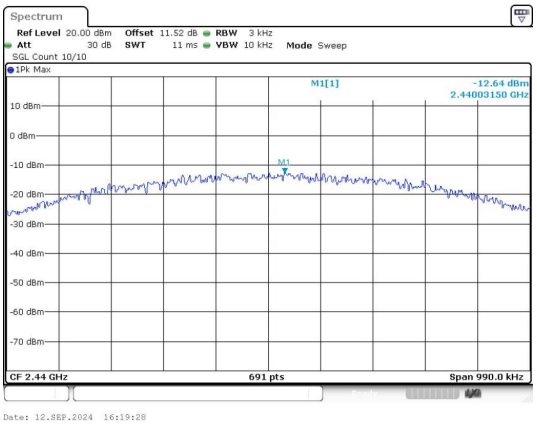

BLE 1M_Channel 19

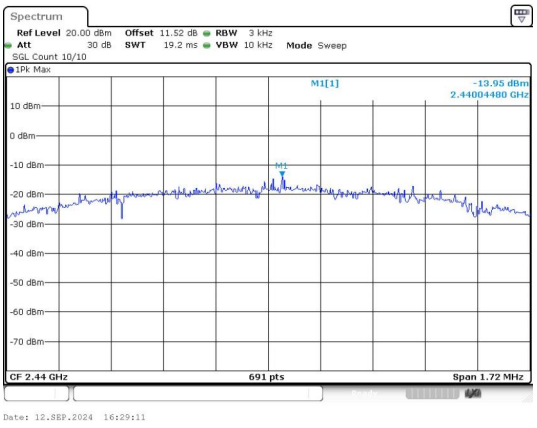

BLE 2M_Channel 19

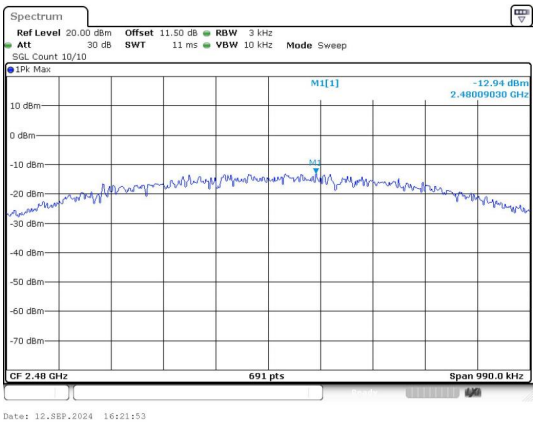

BLE 1M_Channel 39

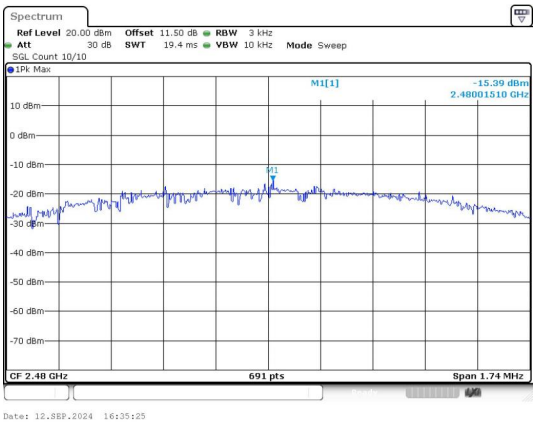

BLE 2M_Channel 39