Antenna test report

Customer Name: 1079
Project model: Halo96 V2
Date: 2025-7-18

Edition record

edition	content	Update reason	Date
1.0	Antenna test	Initial issue	2025-7-18

Directory:

1. Edition record……
2. Project situation……
3. Antenna and structure form……
4. Antenna network test pattern……
5. Antenna passive test data……
6. Antenna Test 2/3D Diagram……

Project situation

Customer Name	1079
Project name	Halo96 V2
Number of antennas	1
Antenna band	2400-2500 MHz
Structural form	PCB antenna

Antenna and structure form



Antenna network test pattern

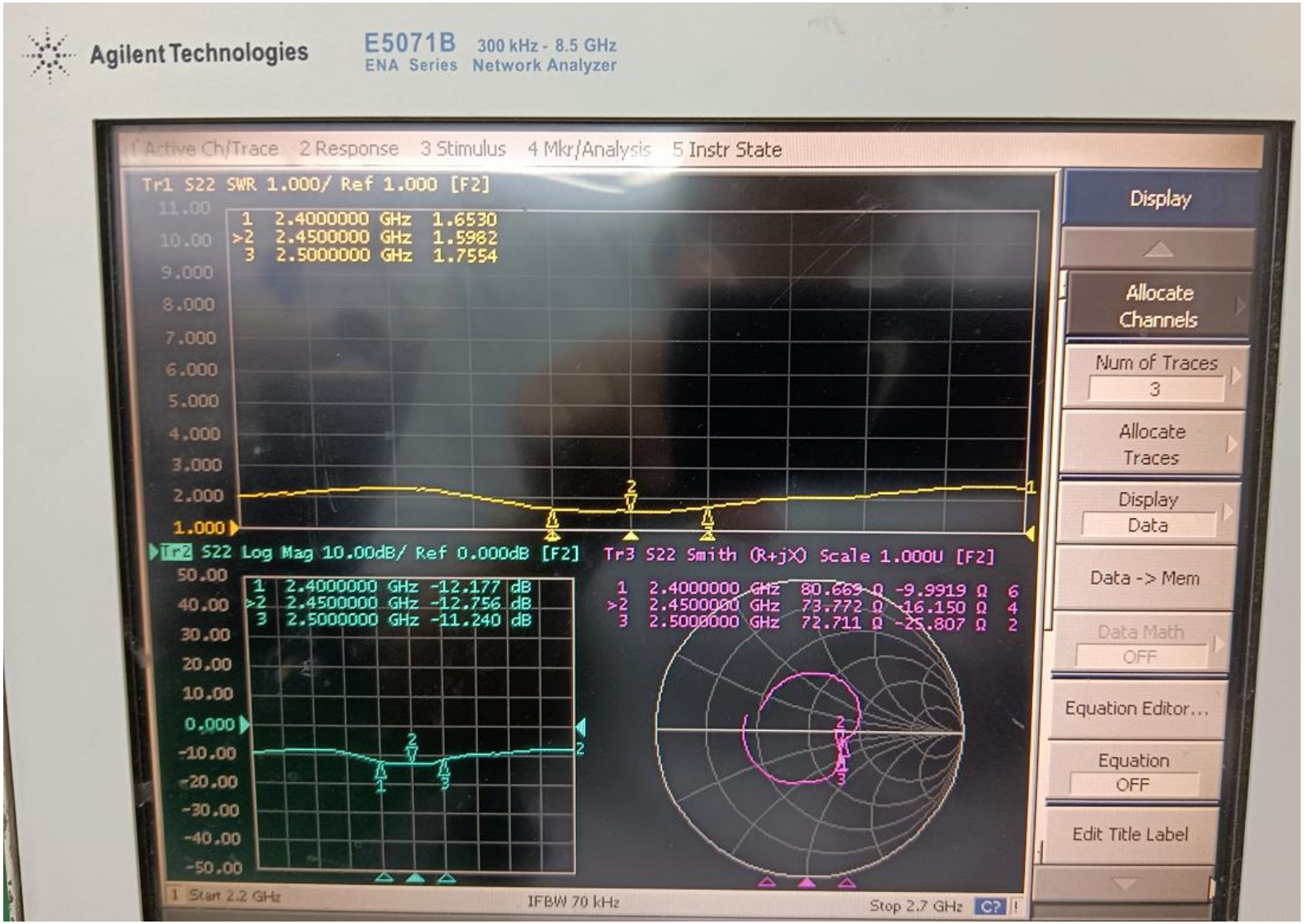

Antenna passive test data

Frequency / MHz	Efficiency / %	Gain/ dBi
2400	41.43	1.05
2410	42.44	1.09
2420	41.98	1.05
2430	40.12	1.07
2440	40.68	1.12
2450	46.72	1.22
2460	45.23	1.19
2470	42.05	1.12
2480	40.33	1.06
2490	41.41	1.09
2500	40.18	1.06

Antenna Test 2/3D Diagram

Phi 0 2D图

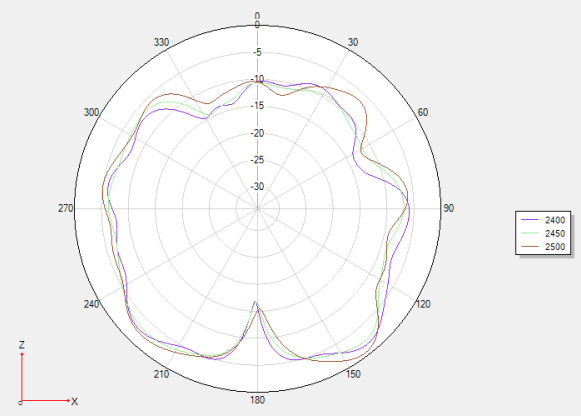

Phi 90 2D图

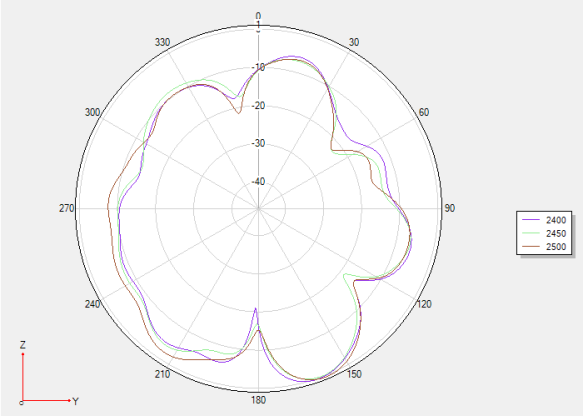

Theta 90 2D图

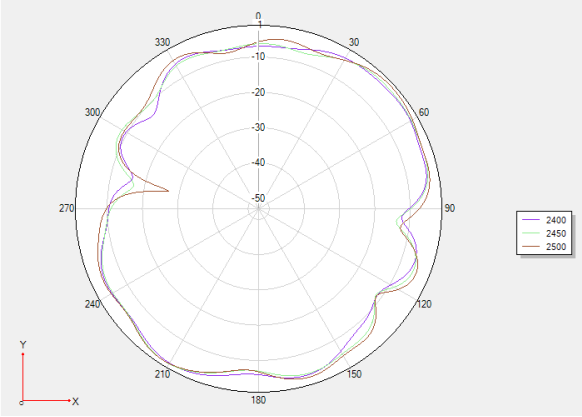

2400



2450



2500



请关注官网

Thank you!

Address: Building C, Hongyu Guangming Valley, No. 11, Youma Gang Road, Ma Tian Street, Guangming District, Shenzhen

Dongguan Branch: Yingjiachuang Industrial Park, No. 2 Yinhe 3rd Road, Shishuikou, Qiaotou Town, Dongguan City

Hangzhou R & D Center: 509, Building 1, Binrun Science and Technology Innovation Park, No.5 Zhiren Street, Binjiang District, Hangzhou

Mianyang R&D Center: No. 4F-34 Wanxiang High-tech International, 35 Mianxing East Road, High-tech Zone, Mianyang City, Sichuan Province

telephone：18926060339 http://www.szsyjc.com emal:yjc@szsyjc.com