FCC Radio Test Report

FCC ID	:	**2BE5ALIVAX3A**
Equipment	:	**Box PC**
Brand Name	:	**LIVA**
Model Name	:	**LIVA X3A**
Applicant	:	**ECS Industrial Computer Co., Ltd. 9F, No. 22,Sec. 3, Zhongshan N. Rd., Zhongshan Dist., Taipei City 104427 , Taiwan (R.O.C)**
Manufacturer	:	**ECS Industrial Computer Co., Ltd. 9F, No. 22,Sec. 3, Zhongshan N. Rd., Zhongshan Dist., Taipei City 104427 , Taiwan (R.O.C)**
Standard	:	**47 CFR FCC Part 15.407**

The product was received on Jan. 30, 2024, and testing was started from Mar. 02, 2024 and completed on Mar. 10, 2024. We, SPORTON INTERNATIONAL INC. Hsinhua Laboratory, would like to declare that the tested sample has been evaluated in accordance with the procedures given in ANSI C63.10-2013 and shown compliance with the applicable technical standards.

The test results in this report apply exclusively to the tested model / sample. Without written approval of SPORTON INTERNATIONAL INC. Hsinhua Laboratory, the test report shall not be reproduced except in full.

Approved by: Jackson Tsai

SPORTON INTERNATIONAL INC. Hsinhua Laboratory

No.52, Huaya 1st Rd., Guishan Dist., Taoyuan City 333411, Taiwan (R.O.C.)

Table of Contents

HISTORY OF THIS TEST REPORT 3

SUMMARY OF TEST RESULT 4

1 GENERAL DESCRIPTION 5

1.1 Information 5
1.2 Testing Applied Standards 8
1.3 Testing Location Information 8
1.4 Measurement Uncertainty 8

2 TEST CONFIGURATION OF EUT 9

2.1 Test Channel Mode 9
2.2 The Worst Case Measurement Configuration 11
2.3 Accessories 12
2.4 Support Equipment 12
2.5 Test Setup Diagram 13

3 TRANSMITTER TEST RESULT 14

3.1 AC Power-line Conducted Emissions 14
3.2 Emission Bandwidth 16
3.3 Maximum Conducted Output Power 17
3.4 Peak Power Spectral Density 19
3.5 Unwanted Emissions 21

4 TEST EQUIPMENT AND CALIBRATION DATA 25

APPENDIX A. TEST RESULTS OF AC POWER-LINE CONDUCTED EMISSIONS

APPENDIX B. TEST RESULTS OF EMISSION BANDWIDTH

APPENDIX C. TEST RESULTS OF MAXIMUM CONDUCTED OUTPUT POWER

APPENDIX D. TEST RESULTS OF PEAK POWER SPECTRAL DENSITY

APPENDIX E. TEST RESULTS OF UNWANTED EMISSIONS

APPENDIX F. TEST PHOTOS

PHOTOGRAPHS OF EUT V01

History of this test report

Report No.	Version	Description	Issued Date
FR412914AN	01	Initial issue of report	Apr. 19, 2024

Summary of Test Result

Report Clause	Ref. Std. Clause	Test Items	Result (PASS/FAIL)	Remark
1.1.2	15.203	Antenna Requirement	PASS	-
3.1	15.207	AC Power-line Conducted Emissions	PASS	-
3.2	15.407(a)	Emission Bandwidth	PASS	-
3.3	15.407(a)	Maximum Conducted Output Power	PASS	-
3.4	15.407(a)	Peak Power Spectral Density	PASS	-
3.5	15.407(b)	Unwanted Emissions	PASS	-

Declaration of Conformity:
The test results with all measurement uncertainty excluded are presented in accordance with the regulation limits or requirements declared by manufacturers.
Comments and explanations:
The EUT supports beamforming and CDD modes, and the CDD mode is the worst case. Therefore, all test items are evaluated in the report. The beamforming mode only evaluates the output power.

Reviewed by: Barry Hsiao

Report Producer: Ann Hou

1 General Description

1.1 Information

1.1.1 RF General Information

Frequency Range (MHz)	IEEE Std. 802.11	Ch. Frequency (MHz)	Channel Number
5150-5250	a, n (HT20), ac (VHT20), ax (HEW20)	5180-5240	36-48 [4]
5250-5350		5260-5320	52-64 [4]
5470-5725		5500-5700	100-140 [11]
5725-5850		5745-5825	149-165 [5]
5150-5250	n (HT40), ac (VHT40), ax (HEW40)	5190-5230	38-46 [2]
5250-5350		5270-5310	54-62 [2]
5470-5725		5510-5670	102-134 [5]
5725-5850		5755-5795	151-159 [2]
5150-5250	ac (VHT80), ax (HEW80)	5210	42 [1]
5250-5350		5290	58 [1]
5470-5725		5530-5610	106-122 [2]
5725-5850		5775	155 [1]

Non-Beamforming

Band	Mode	BWch (MHz)	Nant
5.15-5.25GHz	802.11a	20	2TX
5.25-5.35GHz	802.11a	20	2TX
5.47-5.725GHz	802.11a	20	2TX
5.725-5.85GHz	802.11a	20	2TX
5.15-5.25GHz	802.11ax HEW20	20	2TX
5.25-5.35GHz	802.11ax HEW20	20	2TX
5.47-5.725GHz	802.11ax HEW20	20	2TX
5.725-5.85GHz	802.11ax HEW20	20	2TX
5.15-5.25GHz	802.11ax HEW40	40	2TX
5.25-5.35GHz	802.11ax HEW40	40	2TX
5.47-5.725GHz	802.11ax HEW40	40	2TX
5.725-5.85GHz	802.11ax HEW40	40	2TX
5.15-5.25GHz	802.11ax HEW80	80	2TX
5.25-5.35GHz	802.11ax HEW80	80	2TX
5.47-5.725GHz	802.11ax HEW80	80	2TX
5.725-5.85GHz	802.11ax HEW80	80	2TX

Beamforming

Band	Mode	BWch (MHz)	Nant
5.15-5.25GHz	802.11ax HEW20-BF	20	2TX
5.25-5.35GHz	802.11ax HEW20-BF	20	2TX
5.47-5.725GHz	802.11ax HEW20-BF	20	2TX
5.725-5.85GHz	802.11ax HEW20-BF	20	2TX
5.15-5.25GHz	802.11ax HEW40-BF	40	2TX
5.25-5.35GHz	802.11ax HEW40-BF	40	2TX
5.47-5.725GHz	802.11ax HEW40-BF	40	2TX
5.725-5.85GHz	802.11ax HEW40-BF	40	2TX
5.15-5.25GHz	802.11ax HEW80-BF	80	2TX
5.25-5.35GHz	802.11ax HEW80-BF	80	2TX
5.47-5.725GHz	802.11ax HEW80-BF	80	2TX
5.725-5.85GHz	802.11ax HEW80-BF	80	2TX

Note:
- 11a, HT20 and HT40 use a combination of OFDM-BPSK, QPSK, 16QAM, 64QAM modulation.
- VHT20, VHT40, VHT80 use a combination of OFDM-BPSK, QPSK, 16QAM, 64QAM, 256QAM modulation.
- HEW20, HEW40, HEW80 use a combination of OFDMA-BPSK, QPSK, 16QAM, 64QAM, 256QAM, 1024QAM modulation.
- BWch is the nominal channel bandwidth.
- Evaluated HEW20/HEW40/HEW80 mode only due to the similar modulation. The power setting of HT20/HT40/VHT20/VHT40/VHT80 mode are the same or lower than HEW20/HEW40/HEW80.

1.1.2 Antenna Information

Ant.	Brand	Model Name	Antenna Type	Connector
1	VSO	JC1Q02078	Dipole	SMA FEMALE
2	VSO	JC1Q02078	Dipole	SMA FEMALE

Ant.	Port	Gain (dBi)					
		2.4G	UNII-1	UNII-2A	UNII-2C	UNII-3	BT
1	1	2	3.4	3.6	4.1	4.4	2
2	2	2	3.4	3.6	4.1	4.4	-

Note 1: The EUT has two antennas.

For 2.4GHz function:

For IEEE 802.11 b/g/n/VHT/ax mode (2TX/2RX)

Ant. 1 (port 1) and Ant. 2 (port 2) could transmit/receive simultaneously.

For BT function:

For IEEE 802.15.1 Bluetooth mode (1TX/1RX)

Ant. 1 (port 1) could transmit/receive.

For 5GHz function:

For IEEE 802.11 a/n/ac/ax mode (2TX/2RX)

Ant. 1 (port 1) and Ant. 2 (port 2) could transmit/receive simultaneously.

1.1.3 EUT Information

Operational Condition				
EUT Power Type	From AC Adapter			
EUT Function	☐	Outdoor AP	☐	Indoor AP
	☐	Fixed P2P AP	☒	Client
Beamforming Function	☒	With beamforming	☐	Without beamforming
TPC Function	☒	With TPC Function	☐	Without TPC Function
Weather Band	☒	With 5600~5650MHz	☐	Without 5600~5650MHz
Resource Unit(802.11ax)	☒	Full RU	☐	Partial RU

Type of EUT		
☒	Stand-alone	
☐	Combined (EUT where the radio part is fully integrated within another device)	
	Combined Equipment - Brand Name / Model No.:	…
☐	Plug-in radio (EUT intended for a variety of host systems)	
	Host System - Brand Name / Model No.:	
☐	Other:	

1.1.4 Mode Test Duty Cycle

Non-Beamforming

Mode	DC	DCF (dB)	T (s)	VBW (Hz)_1/T
802.11a_Nss1,(6Mbps)_2TX	0.935	0.29	1.398m	1k
802.11ax HEW20_Nss1,(MCS0)_2TX	0.912	0.4	1.022m	1k
802.11ax HEW40_Nss1,(MCS0)_2TX	0.846	0.73	541.875u	3k
802.11ax HEW80_Nss1,(MCS0)_2TX	0.746	1.27	291.562u	10k

Note. If DC < 0.98, the DCF was added while measuring Output power and PSD.

Beamforming

Mode	DC	DCF (dB)	T (s)	VBW (Hz)_1/T
802.11ax HEW20-BF_Nss1,(MCS0)_2TX	0.912	0.4	1.022m	1k
802.11ax HEW40-BF_Nss1,(MCS0)_2TX	0.846	0.73	541.875u	3k
802.11ax HEW80-BF_Nss1,(MCS0)_2TX	0.746	1.27	291.562u	10k

Note. If DC < 0.98, the DCF was added while measuring Output power and PSD.

1.2 Testing Applied Standards

According to the specifications of the manufacturer, the EUT must comply with the requirements of the following standards:

- 47 CFR FCC Part 15
- ANSI C63.10-2013
- KDB 789033 D02 v02r01

The following reference test guidance is not within the scope of accreditation of TAF:

- KDB 662911 D01 v02r01
- KDB 414788 D01 v01r01

1.3 Testing Location Information

Test Lab.：Sporton International Inc. Hsinhua Laboratory				
☒ Hsinhua (**TAF:** 3785)	**ADD:** No.52, Huaya 1st Rd., Guishan Dist., Taoyuan City 333411, Taiwan (R.O.C.)			
	TEL: 886-3-327-3456		**FAX:** 886-3-327-0973	
Test site Designation No. TW3785 with FCC.				
Test Condition	**Test Site No.**	**Test Engineer**	**Test Environment**	**Test Date**
AC Conduction	CO04-HY	Edward Wang	19.5~23.4°C / 50~54%	10/Mar/2024
RF Conducted	TH07-HY	Yuna Lin	22.4~23.7°C / 53~60%	04/Mar/2024~06/Mar/2024
Radiated	03CH03-HY	Edward Wang	19.5~23.4°C / 50~54%	02/Mar/2024~10/Mar/2024
☐ Wen 33rd.St. (**TAF:** 3785)	**ADD:** No.14-1, Ln. 19, Wen 33rd St., Guishan Dist., Taoyuan City 333010, Taiwan (R.O.C.)			
	TEL: 886-3-318-0787		**FAX:** 886-3-318-0287	
Test site Designation No. TW0008 with FCC.				

1.4 Measurement Uncertainty

ISO/IEC 17025 requires that an estimate of the measurement uncertainties associated with the emissions test results be included in the report. The measurement uncertainties given below are based on a 95% confidence level (based on a coverage factor (k=2)

Test Items	**Uncertainty**	**Remark**
AC Power-line Conducted Emissions	4.53 dB	Confidence levels of 95%
Emission Bandwidth	3 MHz	Confidence levels of 95%
Maximum Conducted Output Power	2 dB	Confidence levels of 95%
Power Spectral Density	2 dB	Confidence levels of 95%
Unwanted Emissions	4.8 dB	Confidence levels of 95%
Temperature	0.41 °C	Confidence levels of 95%
Humidity	3.4 %	Confidence levels of 95%

2 Test Configuration of EUT

2.1 Test Channel Mode

Test Software Version	Microsoft Windows V6.1

Non-Beamforming

Mode	Power Setting
802.11a_Nss1,(6Mbps)_2TX	-
5180MHz	56
5200MHz	56
5240MHz	56
5260MHz	58
5300MHz	57
5320MHz	56
5500MHz	48
5580MHz	53
5700MHz	52
5745MHz	51
5785MHz	51
5825MHz	51
802.11ax HEW20_Nss1,(MCS0)_2TX	-
5180MHz	53
5200MHz	54
5240MHz	54
5260MHz	55
5300MHz	55
5320MHz	53
5500MHz	40
5580MHz	51
5700MHz	46
5745MHz	49
5785MHz	49
5825MHz	49
802.11ax HEW40_Nss1,(MCS0)_2TX	-
5190MHz	41
5230MHz	56

Mode	Power Setting
5270MHz	56
5310MHz	47
5510MHz	35
5550MHz	55
5670MHz	51
5755MHz	51
5795MHz	50
802.11ax HEW80_Nss1,(MCS0)_2TX	-
5210MHz	38
5290MHz	41
5530MHz	34
5610MHz	54
5775MHz	50

Beamforming

Mode	Power Setting
802.11ax HEW20-BF_Nss1,(MCS0)_2TX	-
5180MHz	53
5200MHz	54
5240MHz	54
5260MHz	55
5300MHz	55
5320MHz	53
5500MHz	40
5580MHz	51
5700MHz	46
5745MHz	49
5785MHz	49
5825MHz	49
802.11ax HEW40-BF_Nss1,(MCS0)_2TX	-
5190MHz	41
5230MHz	56
5270MHz	56
5310MHz	47
5510MHz	35
5550MHz	55

Mode	Power Setting
5670MHz	51
5755MHz	51
5795MHz	50
802.11ax HEW80-BF_Nss1,(MCS0)_2TX	-
5210MHz	38
5290MHz	41
5530MHz	34
5610MHz	34
5775MHz	50

2.2 The Worst Case Measurement Configuration

The Worst Case Mode for Following Conformance Tests	
Tests Item	AC power-line conducted emissions
Condition	AC power-line conducted measurement for line and neutral Test Voltage: 120Vac / 60Hz
Operating Mode	CTX
1	Adapter mode

The Worst Case Mode for Following Conformance Tests	
Tests Item	Emission Bandwidth Maximum Conducted Output Power Peak Power Spectral Density
Test Condition	Conducted measurement at transmit chains

The Worst Case Mode for Following Conformance Tests			
Tests Item	Unwanted Emissions		
Test Condition	Radiated measurement If EUT consist of multiple antenna assembly (multiple antenna are used in EUT regardless of spatial multiplexing MIMO configuration), the radiated test should be performed with highest antenna gain of each antenna type.		
Operating Mode < 1GHz	CTX		
1	Adapter mode		
Operating Mode > 1GHz	CTX		
Orthogonal Planes of EUT	**X Plane**	**Y Plane**	**Z Plane**
Worst Planes of EUT		V	

2.3 Accessories

Accessories				
AC Adapter	**Brand Name**	FSP	**Model Name**	FSP045-RBBN3
	Power Rating	I/P: 100 - 240Vac, 1.5A, O/P: 19Vdc, 2.37A		
	DC Power Cord	1.2 meter, shielded cable, with ferrite core		
	AC Power cord	1.8 meter, non-shielded cable, w/o ferrite core		
mounting bracket	**Brand Name**	LIVA	**Model Name**	20-060-XR1031
DIN rail clip	**Brand Name**	LIVA	**Model Name**	20-060PXR1011
Optional Box 1 (PoE function)	**Brand Name**	LIVA	**Model Name**	RT7670
Optional Box 2 (LTE function) (without module)	**Brand Name**	LIVA	**Model Name**	LTE BOX

Reminder: Regarding to more detail and other information, please refer to user manual.

2.4 Support Equipment

Support Equipment – Conducted					
No.	**Equipment**	**Brand Name**	**Model Name**	**FCC ID**	**Remark**
1	Notebook	DELL	E5410	-	-
2	Adapter for NB	DELL	HA65NM130	-	-

2.5 Test Setup Diagram

Test Setup Diagram – AC Line Conducted Emission Test

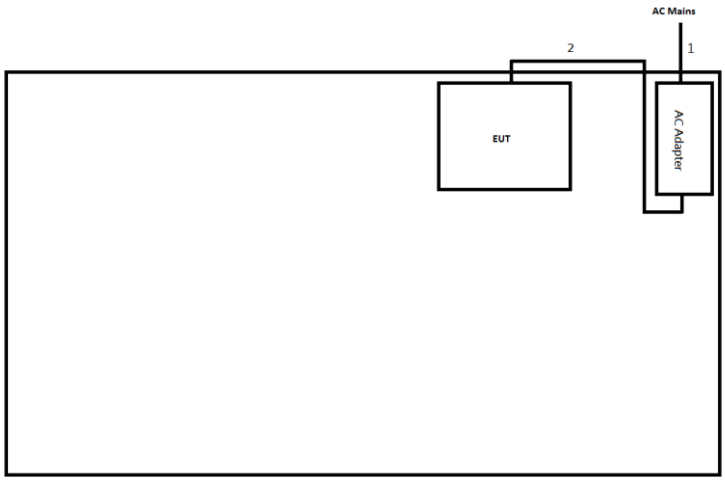

Item	Connection	Shielded	Length(m)
1	Power cord	No	1.8
2	DC Power Cable	Yes	1.2

Test Setup Diagram - Radiated Test

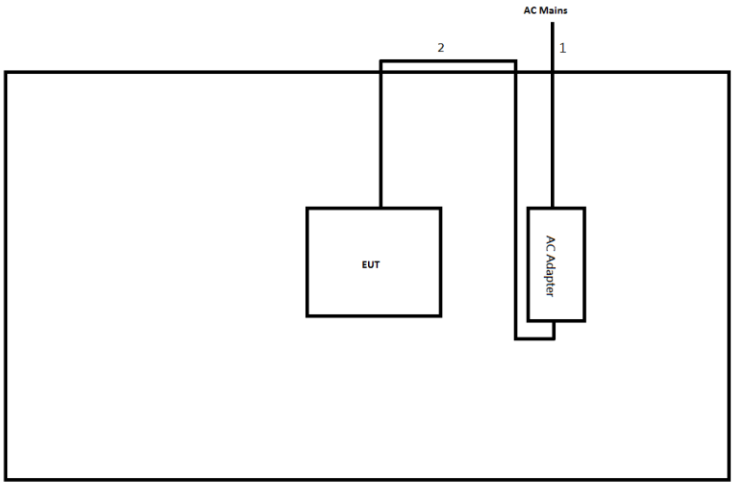

Item	Connection	Shielded	Length(m)
1	Power cord	No	1.8
2	DC Power Cable	Yes	1.2

3 Transmitter Test Result

3.1 AC Power-line Conducted Emissions

3.1.1 AC Power-line Conducted Emissions Limit

AC Power-line Conducted Emissions Limit		
Frequency Emission (MHz)	**Quasi-Peak**	**Average**
0.15-0.5	66 - 56 *	56 - 46 *
0.5-5	56	46
5-30	60	50
Note 1: * Decreases with the logarithm of the frequency.		

3.1.2 Measuring Instruments

Refer a test equipment and calibration data table in this test report.

3.1.3 Test Procedures

Test Method
☒ Refer as ANSI C63.10-2013, clause 6.2 for AC power-line conducted emissions.

3.1.4 Measurement Results Calculation

The measured Level is calculated using:
Corrected Reading: Raw(Read Level) +LISN(LISN Factor) + CL(Cable Loss) + AT(Attenuator).

3.1.5 Test Setup

AC Power-line Conducted Emissions

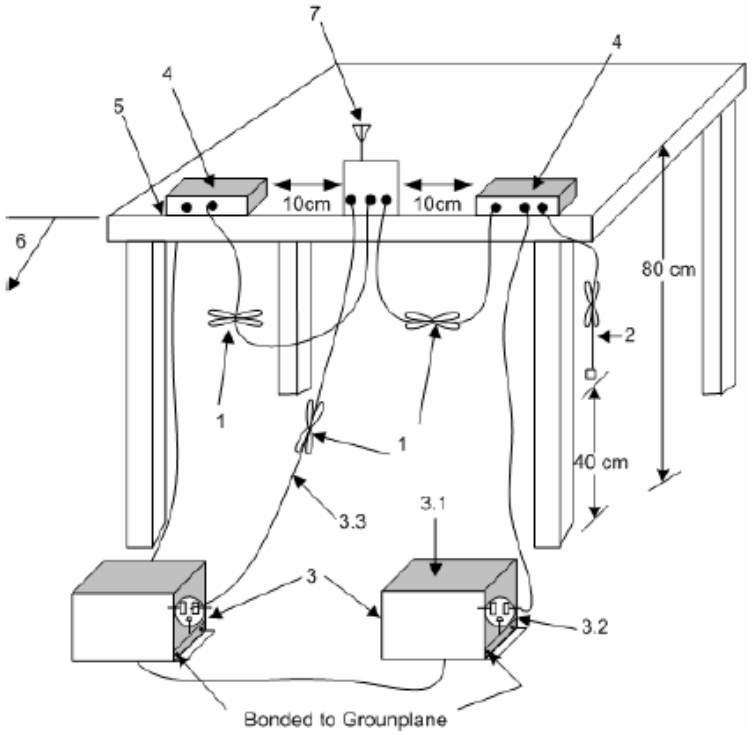

1—Interconnecting cables that hang closer than 40 cm to the ground plane shall be folded back and forth in the center forming a bundle 30 cm to 40 cm long.
2—The I/O cables that are not connected to an accessory shall be bundled in the center. The end of the cable may be terminated, if required, using the correct terminating impedance. The overall length shall not exceed 1 m.
3—EUT connected to one LISN. Unused LISN measuring port connectors shall be terminated in 50Ω loads. LISN may be placed on top of, or immediately beneath, reference ground plane.
3.1—All other equipment powered from additional LISN(s).
3.2—A multiple-outlet strip may be used for multiple power cords of non-EUT equipment.
3.3—LISN at least 80 cm from nearest part of EUT chassis.
4—Non-EUT components of EUT system being tested.
5—Rear of EUT, including peripherals, shall all be aligned and flush with edge of tabletop.
6—Edge of tabletop shall be 40 cm removed from a vertical conducting plane that is bonded to the ground plane.
7—Antenna can be integral or detachable. If detachable, then the antenna shall be attached for this test.

3.1.6 Test Result of AC Power-line Conducted Emissions

Refer as Appendix A

3.2 Emission Bandwidth

3.2.1 Emission Bandwidth Limit

Emission Bandwidth Limit
UNII Devices
☒ For the 5.15-5.25 GHz band, N/A
☒ For the 5.25-5.35 GHz band, N/A
☒ For the 5.47-5.725 GHz band, N/A
☒ For the 5.725-5.85 GHz band, 6 dB emission bandwidth ≥ 500kHz.

3.2.2 Measuring Instruments

Refer a test equipment and calibration data table in this test report.

3.2.3 Test Procedures

Test Method	
▪ For the emission bandwidth shall be measured using one of the options below:	
	☒ Refer as KDB 789033, clause C for EBW and clause D for OBW measurement.
	☐ Refer as ANSI C63.10, clause 6.9.3 for occupied bandwidth testing.
	☐ Refer as IC RSS-Gen, clause 6.7 for bandwidth testing.

3.2.4 Test Setup

Emission Bandwidth

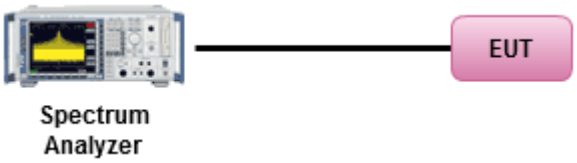

3.2.5 Test Result of Emission Bandwidth

Refer as Appendix B

3.3 Maximum Conducted Output Power

3.3.1 Maximum Conducted Output Power Limit

Maximum Conducted Output Power Limit	
UNII Devices	
☒	For the 5.15-5.25 GHz band:
	▪ Outdoor AP: the maximum conducted output power (P_{Out}) shall not exceed 1 W. If G_{TX} > 6 dBi, then P_{Out} = 30 – (G_{TX} – 6). e.i.r.p. at any elevation angle above 30 degrees ≤ 125mW [21dBm]
	▪ Indoor AP: the maximum conducted output power (P_{Out}) shall not exceed 1 W. If G_{TX} > 6 dBi, then P_{Out} = 30 – (G_{TX} – 6)
	▪ Point-to-point AP: the maximum conducted output power (P_{Out}) shall not exceed 1 W. If G_{TX} > 23 dBi, then P_{Out} = 30 – (G_{TX} – 23).
	▪ Mobile or Portable Client: the maximum conducted output power (P_{Out}) shall not exceed 250 mW. If G_{TX} > 6 dBi, then P_{Out} = 24 – (G_{TX} – 6).
☒	For the 5.25-5.35 GHz band, the maximum conducted output power (P_{Out}) shall not exceed 250 mW or 11 dBm + 10 log B, where B is the 26 dB emission bandwidth in MHz. If G_{TX} > 6 dBi, then P_{Out} = 24 – (G_{TX} – 6).
☒	For the 5.47-5.725 GHz band, the maximum conducted output power (P_{Out}) shall not exceed 250 mW or 11 dBm + 10 log B, where B is the 26 dB emission bandwidth in MHz. If G_{TX} > 6 dBi, then P_{Out} = 24 – (G_{TX} – 6).
☒	For the 5.725-5.85 GHz band:
	▪ Point-to-multipoint systems (P2M): the maximum conducted output power (P_{Out}) shall not exceed 1 W. If G_{TX} > 6 dBi, then P_{Out} = 30 – (G_{TX} – 6).
	▪ Point-to-point systems (P2P): the maximum conducted output power (P_{Out}) shall not exceed 1 W.
P_{Out} = maximum conducted output power in dBm, **G_{TX}** = the maximum transmitting antenna directional gain in dBi.	

3.3.2 Measuring Instruments

Refer a test equipment and calibration data table in this test report.

3.3.3 Test Procedures

Test Method	
▪ Maximum Conducted Output Power	
	Duty cycle ≥ 98%
	☐ Refer as KDB 789033, clause E Method SA-2 (spectral trace averaging).
	Duty cycle < 98%
	☐ Refer as KDB 789033, clause E Method SA-2 Alt. (RMS detection with slow sweep speed)
	Wideband RF power meter and average over on/off periods with duty factor
	☒ Refer as KDB 789033, clause E Method PM (using an RF average power meter).
▪ For conducted measurement.	
	▪ If the EUT supports multiple transmit chains using options given below: Refer as KDB 662911, In-band power measurements. Using the measure-and-sum approach, measured all transmit ports individually. Sum the power (in linear power units e.g., mW) of all ports for each individual sample and save them.
	▪ If multiple transmit chains, EIRP calculation could be following as methods: $P_{total} = P_1 + P_2 + \ldots + P_n$ (calculated in linear unit [mW] and transfer to log unit [dBm]) $EIRP_{total} = P_{total} + DG$

3.3.4 Test Setup

RF Output Power (Power Meter)
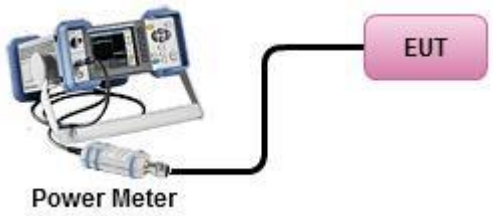

3.3.5 Test Result of Maximum Conducted Output Power

Refer as Appendix C

3.4 Peak Power Spectral Density

3.4.1 Peak Power Spectral Density Limit

Peak Power Spectral Density Limit	
UNII Devices	
☒	For the 5.15-5.25 GHz band:
	▪ Outdoor AP: the peak power spectral density (PPSD) shall not exceed 17dBm/MHz. If G_{TX} > 6 dBi, then P_{Out} = 17 – (G_{TX} – 6).
	▪ Indoor AP: the peak power spectral density (PPSD) shall not exceed 17dBm/MHz. If G_{TX} > 6 dBi, then P_{Out} = 17 – (G_{TX} – 6).
	▪ Point-to-point AP: the peak power spectral density (PPSD) shall not exceed 17dBm/MHz. If G_{TX} > 23 dBi, then P_{Out} = 17 – (G_{TX} – 23).
	▪ Mobile or Portable Client: the peak power spectral density (PPSD) ≤ 11 dBm/MHz. If G_{TX} > 6 dBi, then PPSD= 11 – (G_{TX} – 6)..
☒	For the 5.25-5.35 GHz band, the peak power spectral density (PPSD) ≤ 11 dBm/MHz. If G_{TX} > 6 dBi, then PPSD= 11 – (G_{TX} – 6).
☒	For the 5.47-5.725 GHz band, the peak power spectral density (PPSD) ≤ 11 dBm/MHz. If G_{TX} > 6 dBi, then PPSD= 11 – (G_{TX} – 6).
☒	For the 5.725-5.85 GHz band:
	▪ Point-to-multipoint systems (P2M): the peak power spectral density (PPSD) ≤ 30 dBm/500kHz. If G_{TX} > 6 dBi, then PPSD= 30 – (G_{TX} – 6).
	▪ Point-to-point systems (P2P): the peak power spectral density (PPSD) ≤ 30 dBm/500kHz.
PPSD = peak power spectral density that he same method as used to determine the conducted output power shall be used to determine the power spectral density. And power spectral density in dBm/MHz **G_{TX}** = the maximum transmitting antenna directional gain in dBi.	

3.4.2 Measuring Instruments

Refer a test equipment and calibration data table in this test report.

3.4.3 Test Procedures

Test Method		
▪ Peak power spectral density procedures that the same method as used to determine the conducted output power shall be used to determine the peak power spectral density and use the peak search function on the spectrum analyzer to find the peak of the spectrum. For the peak power spectral density shall be measured using below options:		
	☐ Refer as KDB 789033, F)5) power spectral density can be measured using resolution bandwidths < 1 MHz provided that the results are integrated over 1 MHz bandwidth	
	Duty cycle ≥ 98%	
	☐ Refer as KDB 789033, clause E Method SA-2 (spectral trace averaging).	
	Duty cycle < 98%	
	☒ Refer as KDB 789033, clause E Method SA-2 Alt. (RMS detection with slow sweep speed)	
▪ For conducted measurement.		
	▪ If the EUT supports multiple transmit chains using options given below:	
		▪ Measure and sum the spectra across the outputs. Refer as KDB 662911, In-band power spectral density (PSD). Sample all transmit ports simultaneously using a spectrum analyzer for each transmit port. Where the trace bin-by-bin of each transmit port summing can be performed. (i.e., in the first spectral bin of output 1 is summed with that in the first spectral bin of output 2 and that from the first spectral bin of output 3, and so on up to the NTX output to obtain the value for the first frequency bin of the summed spectrum.). Add up the amplitude (power) values for the different transmit chains and use this as the new data trace.
	▪	If multiple transmit chains, EIRP PPSD calculation could be following as methods: $PPSD_{total} = PPSD_1 + PPSD_2 + \ldots + PPSD_n$ (calculated in linear unit [mW] and transfer to log unit [dBm]) $EIRP_{total} = PPSD_{total} + DG$

3.4.4 Test Setup

Power Spectral Density
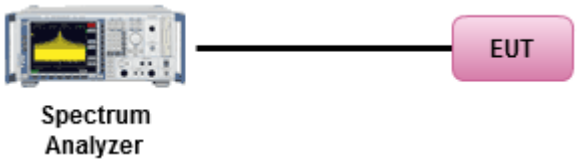

3.4.5 Test Result of Peak Power Spectral Density

Refer as Appendix D

3.5 Unwanted Emissions

3.5.1 Transmitter Radiated Unwanted Emissions Limit

Unwanted emissions below 1 GHz and restricted band emissions above 1GHz limit			
Frequency Range (MHz)	**Field Strength (uV/m)**	**Field Strength (dBuV/m)**	**Measure Distance (m)**
0.009~0.490	2400/F(kHz)	48.5 - 13.8	300
0.490~1.705	24000/F(kHz)	33.8 - 23	30
1.705~30.0	30	29	30
30~88	100	40	3
88~216	150	43.5	3
216~960	200	46	3
Above 960	500	54	3

Note 1: Test distance for frequencies at or above 30 MHz, measurements may be performed at a distance other than the limit distance provided they are not performed in the near field and the emissions to be measured can be detected by the measurement equipment. When performing measurements at a distance other than that specified, the results shall be extrapolated to the specified distance using an extrapolation factor of 20 dB/decade (inverse of linear distance for field-strength measurements, inverse of linear distance-squared for power-density measurements).

Note 2: Test distance for frequencies at below 30 MHz, measurements may be performed at a distance closer than the EUT limit distance; however, an attempt should be made to avoid making measurements in the near field. When performing measurements below 30 MHz at a closer distance than the limit distance, the results shall be extrapolated to the specified distance by either making measurements at a minimum of two or more distances on at least one radial to determine the proper extrapolation factor or by using the square of an inverse linear distance extrapolation factor (40 dB/decade). The test report shall specify the extrapolation method used to determine compliance of the EUT.

Note 3: Using the distance of 1m during the test for above 18 GHz, and the test value to correct for the distance factor at 3m.

Un-restricted band emissions above 1GHz Limit	
Operating Band	**Limit**
5.15 - 5.25 GHz	e.i.r.p. -27 dBm [68.2 dBuV/m@3m]
5.25 - 5.35 GHz	e.i.r.p. -27 dBm [68.2 dBuV/m@3m]
5.47 - 5.725 GHz	e.i.r.p. -27 dBm [68.2 dBuV/m@3m]
5.725 - 5.85 GHz	5.650-5700 GHz: e.i.r.p. -27 ~ 10 dBm [68.2 ~ 105.2 dBuV/m@3m] 5.700-5720 GHz: e.i.r.p. 10 ~ 15.6 dBm [105.2 ~ 110.8 dBuV/m@3m] 5.720-5725 GHz: e.i.r.p. 15.6 ~ 27 dBm [110.8 ~ 122.2 dBuV/m@3m] 5.850-5.855 GHz: e.i.r.p. 27 ~ 15.6 dBm [122.2 ~ 110.8 dBuV/m@3m] 5.855-5.875 GHz: e.i.r.p. 15.6 ~ 10 dBm [110.8 ~ 105.2 dBuV/m@3m] 5.875-5.925 GHz: e.i.r.p. 10 ~ -27 dBm [105.2 ~ 68.2dBuV/m@3m] Other un-restricted band: e.i.r.p. -27 dBm [68.2 dBuV/m@3m]

Note 1: Measurements may be performed at a distance other than the limit distance provided they are not performed in the near field and the emissions to be measured can be detected by the measurement equipment. When performing measurements at a distance other than that specified, the results shall be extrapolated to the specified distance using an extrapolation factor of 20 dB/decade (inverse of linear distance for field-strength measurements, inverse of linear distance-squared for power-density measurements).

3.5.2 Measuring Instruments

Refer a test equipment and calibration data table in this test report.

3.5.3 Test Procedures

Test Method		
▪ Measurements may be performed at a distance other than the limit distance provided they are not performed in the near field and the emissions to be measured can be detected by the measurement equipment. Measurements shall not be performed at a distance greater than 30 m for frequencies above 30 MHz, unless it can be further demonstrated that measurements at a distance of 30 m or less are impractical. When performing measurements at a distance other than that specified, the results shall be extrapolated to the specified distance using an extrapolation factor of 20 dB/decade (inverse of linear distance for field-strength measurements, inverse of linear distance-squared for power-density measurements).		
▪ The average emission levels shall be measured in [duty cycle ≥ 98 or duty factor].		
▪ For the transmitter unwanted emissions shall be measured using following options below:		
	▪ Refer as KDB 789033, clause G)2) for unwanted emissions into non-restricted bands.	
	▪ Refer as KDB 789033, clause G)1) for unwanted emissions into restricted bands.	
		☒ Refer as KDB 789033, G)6) Method VB (ANSI C63.10, clause 4.1.4.2.3), Reduced VBW.
		☒ Refer as KDB 789033, clause G)5) (ANSI C63.10, clause 4.1.4.2.2), measurement procedure peak limit.
▪ For radiated measurement.		
	▪ Refer as ANSI C63.10, clause 6.4 for radiated emissions below 30 MHz and test distance is 3m.	
	▪ Refer as ANSI C63.10, clause 6.5 for radiated emissions 30 MHz to 1 GHz and test distance is 3m.	
	▪ Refer as ANSI C63.10, clause 6.6 for radiated emissions above 1GHz.	
▪ The any unwanted emissions level shall not exceed the fundamental emission level.		
▪ All amplitude of spurious emissions that are attenuated by more than 20 dB below the permissible value has no need to be reported.		
▪ Use the following spectrum analyzer settings:		
	▪ Set RBW=100 kHz for f < 1 GHz; VBW=3 * RBW; Sweep = auto; Detector function = peak; Trace = max hold.	
	▪ Set RBW = 1 MHz, VBW= 3MHz for f ≥ 1 GHz for peak measurement. For average measurement, refer as 1.1.4.	
▪ KDB 414788 Open-Field Test Sites and Chamber Correlation Justification.		
	▪ Based on FCC 15.31(f)(2): measurements may be performed at a distance closer than that specified in regulations; however, an attempt should be made to avoid making measurements in the near field.	
	▪ Open-field site and chamber correlation testing had been performed and chamber measured test result is the worst case test result.	

3.5.4 Measurement Results Calculation

The measured Level is calculated using:
Corrected Reading: Raw(Read Level) + AF(Antenna Factor) + CL(Cable Loss) - PA(Preamp Factor)

3.5.5 Test Setup

Transmitter Radiated Unwanted Emissions

9kHz ~30MHz

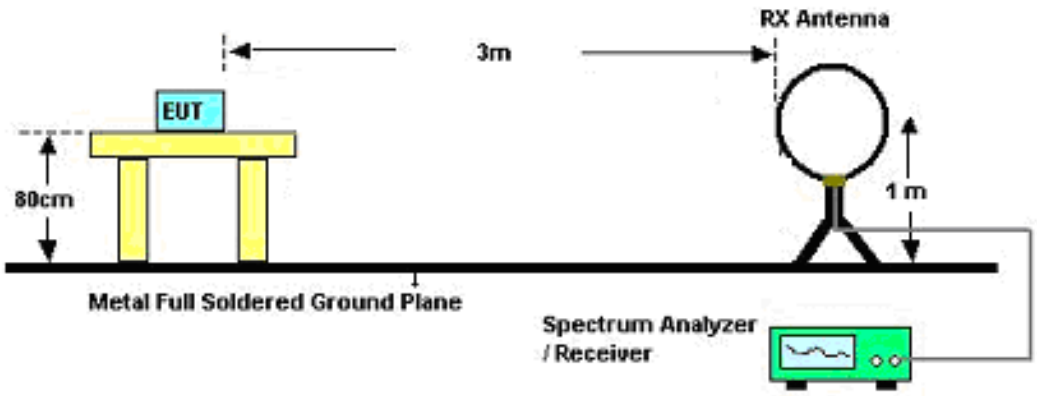

30MHz~1GHz

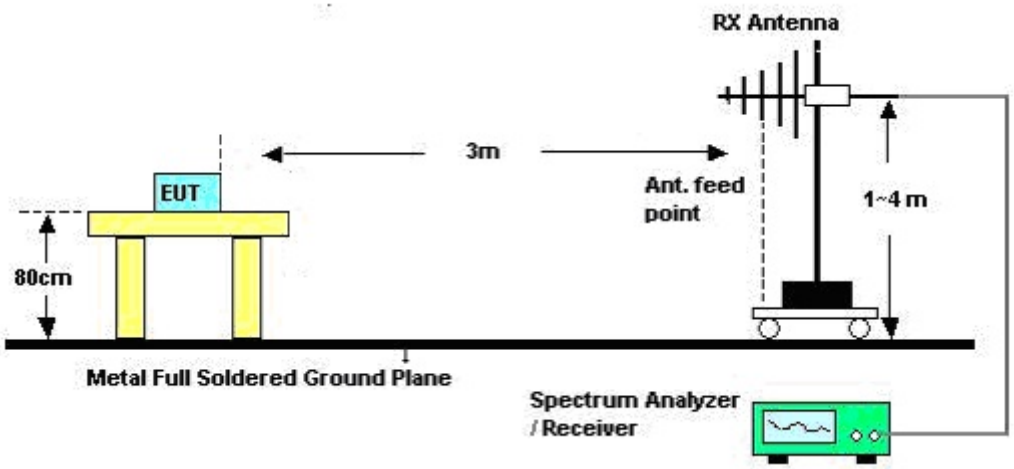

Above 1GHz

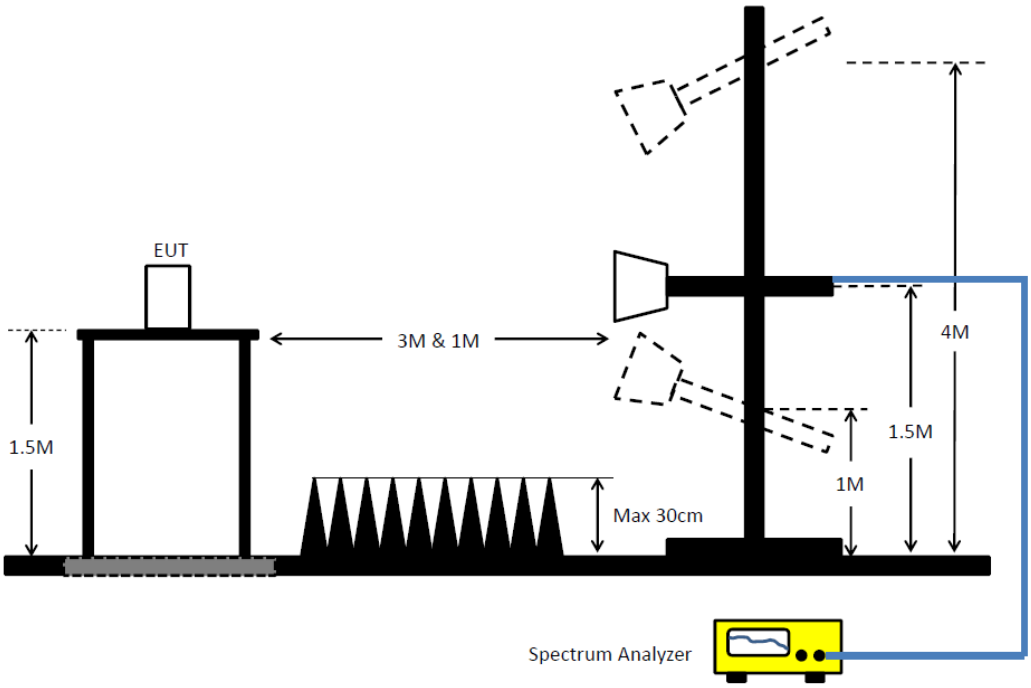

3.5.6 Transmitter Unwanted Emissions (Below 30MHz)

The amplitude of spurious emissions which are attenuated by more than 20dB below the permissible value has no need to be reported.

3.5.7 Test Result of Transmitter Unwanted Emissions

Refer as Appendix E

4 Test Equipment and Calibration Data

Instrument for AC Conduction

Instrument	Manufacturer /Brand	Model No.	Serial No.	Spec.	Calibration Date	Calibration Due Date
EMI Test Receiver	R&S	ESR	102051	9kHz ~ 3.6GHz	16/May/2023	15/May/2024
Two-Line V-Network	R&S	ENV 216	101295	9kHz ~ 30MHz	05/Feb/2024	04/Feb/2025
RF Cable 5m	TITAN	TITAN	CO04-cable-01	9kHz ~ 200MHz	27/Feb/2024	26/Feb/2025
Impuls Begrenzer Pulse Limiter	SCHWARZBECK	VTSD 9561-F	9561-F041	9kHz ~ 30MHz	18/Oct/2023	17/Oct/2024
Sporton	SENSE-EMI	V5.11.3	NA	NA	NA	NA

NCR: No Calibration Required

Instrument for Conducted Test

Instrument	Manufacturer /Brand	Model No.	Serial No.	Spec.	Calibration Date	Calibration Due Date
Signal Analyzer	R&S	FSV 40	101515	9kHz~40GHz	02/Feb/2024	01/Feb/2025
SMB100A Signal Generator	R&S	SMB100A	181147	100kHz~40GHz	20/Oct/2023	19/Oct/2024
Power Meter	Anritsu	ML2495A	1517010	300MHz~40GHz	15/Dec/2023	14/Dec/2024
Pulse Sensor	Anritsu	MA2411B	1339407	300MHz~40GHz	15/Dec/2023	14/Dec/2024
SENSE-15407_NII	Sporton	V5.11.16	N/A	N/A	N/A	N/A

Instrument for Radiated Test

Instrument	Manufacturer /Brand	Model No.	Serial No.	Spec.	Calibration Date	Calibration Due Date
3m Semi Anechoic Chamber	SIDT FRANKONIA	SAC-3M	03CH03-HY	1GHz~18GHz 3m	28/Jul/2023	27/Jul/2024
3m Semi Anechoic Chamber	SIDT FRANKONIA	SAC-3M	03CH03-HY	30MHz~1GHz 3m	30/Jul/2023	29/Jul/2024
EMI Test Receiver	R&S	ESR3	102051	9kHz~3.6GHz	16/May/2023	15/May/2024
Signal Analyzer	R&S	FSV40	101500	10Hz~40GHz	26/Oct/2023	25/Oct/2024
Loop Antenna	TESEQ	HLA 6120	31244	9kHz~30MHz	23/Mar/2023	22/Mar/2024
Bilog Antenna & 6dB Attenuator	SCHAFFNER / EMCI	CBL6112B / N-6-05	22237 / AT-N-0603	30MHz~1GHz	15/Oct/2023	14/Oct/2024
Double Ridged Guide Horn Antenna	SCHWARZBECK	BBHA 9120 D	02267	1GHz~18GHz	04/Oct/2023	03/Oct/2024
Broadband Horn Antenna	SCHWARZBECK	BBHA 9170	01248	18GHz ~ 40GHz	21/Aug/2023	20/Aug/2024
RF Cable-R03m	Jye Bao	RG142	CB021	9kHz~30MHz	13/Jun/2023	12/Jun/2024
RF Cable-R03m	Jye Bao	RG142	03CH03-cable-02	30MHz~1GHz	13/Jun/2023	12/Jun/2024
RF CABLE 5+8 m	HUBER+SUHNER	SUOFLEX 104	03CH03-cable-03	1GHz~40GHz	20/Feb/2024	19/Feb/2025
Amplifier	Aglient	8447D	2944A08033	100kHz~1.3GHz	14/Sep/2023	13/Sep/2024
Microwave Preamplifier	Agilent	8449B	3008A02326	1GHz~26.5GHz	26/Jul/2023	25/Jul/2024
Microwave Preamplifier	EMC INSTRUMENTS	EM18G40G	060604	18GHz ~ 40GHz	16/Mar/2023	15/Mar/2024
SENSE-15407_NII	Sporton	V5.11.16	N/A	N/A	N/A	N/A

Summary

Mode	Result	Type	Freq (Hz)	Level (dBuV)	Limit (dBuV)	Margin (dB)	Condition
Mode 1	Pass	AV	527.486k	38.07	46.00	-7.93	Neutral

\

Result

Mode	Result	Type	Freq (Hz)	Level (dBuV)	Limit (dBuV)	Margin (dB)	Condition
Mode 1	Pass	QP	159.893k	36.30	65.46	-29.16	Line
Mode 1	Pass	AV	159.893k	24.89	55.46	-30.57	Line
Mode 1	Pass	QP	192.124k	34.67	63.93	-29.26	Line
Mode 1	Pass	AV	192.124k	26.17	53.93	-27.76	Line
Mode 1	Pass	QP	535.976k	41.02	56.00	-14.98	Line
Mode 1	Pass	AV	535.976k	34.98	46.00	-11.02	Line
Mode 1	Pass	QP	1.575M	24.05	56.00	-31.95	Line
Mode 1	Pass	AV	1.575M	18.28	46.00	-27.72	Line
Mode 1	Pass	QP	12.257M	24.92	60.00	-35.08	Line
Mode 1	Pass	AV	12.257M	20.90	50.00	-29.10	Line
Mode 1	Pass	QP	22.756M	26.88	60.00	-33.12	Line
Mode 1	Pass	AV	22.756M	22.44	50.00	-27.56	Line
Mode 1	Pass	QP	151.807k	36.39	65.90	-29.51	Neutral
Mode 1	Pass	AV	151.807k	24.19	55.90	-31.71	Neutral
Mode 1	Pass	QP	166.406k	38.51	65.14	-26.63	Neutral
Mode 1	Pass	AV	166.406k	28.65	55.14	-26.49	Neutral
Mode 1	Pass	QP	527.486k	42.77	56.00	-13.23	Neutral
Mode 1	Pass	AV	527.486k	38.07	46.00	-7.93	Neutral
Mode 1	Pass	QP	1.544M	25.71	56.00	-30.29	Neutral
Mode 1	Pass	AV	1.544M	19.85	46.00	-26.15	Neutral
Mode 1	Pass	QP	3.851M	25.27	56.00	-30.73	Neutral
Mode 1	Pass	AV	3.851M	20.70	46.00	-25.30	Neutral
Mode 1	Pass	QP	22.041M	29.59	60.00	-30.41	Neutral
Mode 1	Pass	AV	22.041M	25.49	50.00	-24.51	Neutral

Conducted Emissions at Powerline_Mode 1

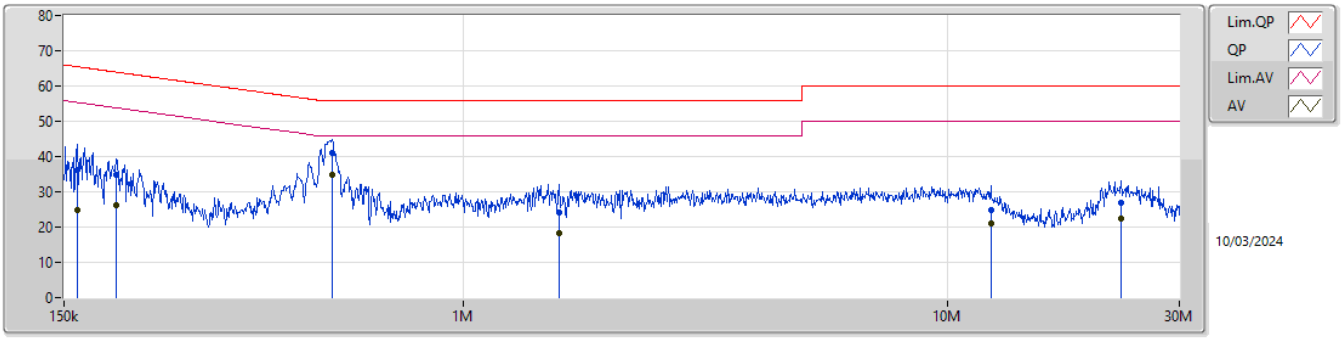

Type	Freq	Level	Limit	Margin	Factor	Condition	Comment	Raw	LISN	CL	AT
	(Hz)	(dBuV)	(dBuV)	(dB)	(dB)			(dBuV)	(dB)	(dB)	(dB)
QP	159.893k	36.30	65.46	-29.16	19.42	Line	-	16.88	9.61	0.07	9.74
AV	159.893k	24.89	55.46	-30.57	19.42	Line	-	5.47	9.61	0.07	9.74
QP	192.124k	34.67	63.93	-29.26	19.39	Line	-	15.28	9.61	0.09	9.69
AV	192.124k	26.17	53.93	-27.76	19.39	Line	-	6.78	9.61	0.09	9.69
QP	535.976k	41.02	56.00	-14.98	19.49	Line	-	21.53	9.61	0.11	9.77
AV	535.976k	34.98	46.00	-11.02	19.49	Line	-	15.49	9.61	0.11	9.77
QP	1.575M	24.05	56.00	-31.95	19.52	Line	-	4.53	9.62	0.10	9.80
AV	1.575M	18.28	46.00	-27.72	19.52	Line	-	-1.24	9.62	0.10	9.80
QP	12.257M	24.92	60.00	-35.08	19.52	Line	-	5.40	9.64	0.07	9.81
AV	12.257M	20.90	50.00	-29.10	19.52	Line	-	1.38	9.64	0.07	9.81
QP	22.756M	26.88	60.00	-33.12	19.52	Line	-	7.36	9.55	0.13	9.84
AV	22.756M	22.44	50.00	-27.56	19.52	Line	-	2.92	9.55	0.13	9.84

Conducted Emissions at Powerline_Mode 1

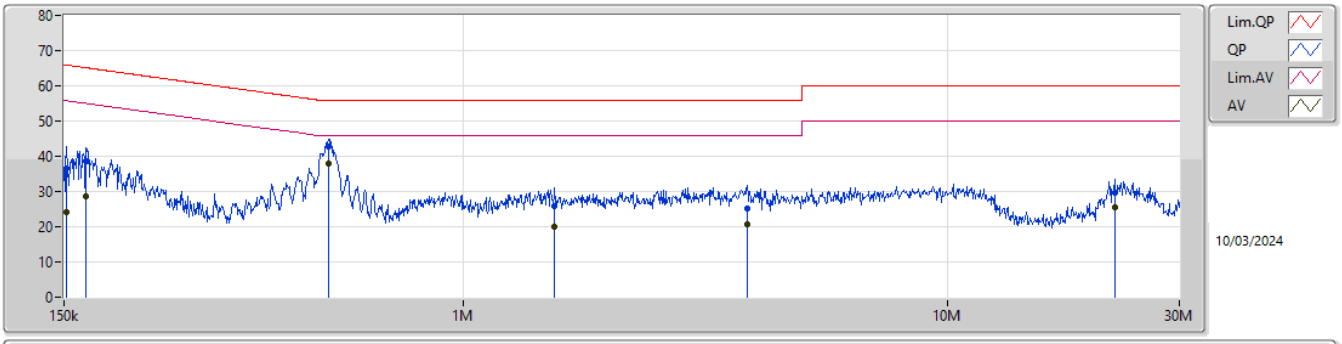

Type	Freq	Level	Limit	Margin	Factor	Condition	Comment	Raw	LISN	CL	AT
	(Hz)	(dBuV)	(dBuV)	(dB)	(dB)			(dBuV)	(dB)	(dB)	(dB)
QP	151.807k	36.39	65.90	-29.51	19.45	Neutral	-	16.94	9.62	0.07	9.76
AV	151.807k	24.19	55.90	-31.71	19.45	Neutral	-	4.74	9.62	0.07	9.76
QP	166.406k	38.51	65.14	-26.63	19.42	Neutral	-	19.09	9.62	0.07	9.73
AV	166.406k	28.65	55.14	-26.49	19.42	Neutral	-	9.23	9.62	0.07	9.73
QP	527.486k	42.77	56.00	-13.23	19.49	Neutral	-	23.28	9.61	0.11	9.77
AV	527.486k	38.07	46.00	-7.93	19.49	Neutral	-	18.58	9.61	0.11	9.77
QP	1.544M	25.71	56.00	-30.29	19.52	Neutral	-	6.19	9.62	0.10	9.80
AV	1.544M	19.85	46.00	-26.15	19.52	Neutral	-	0.33	9.62	0.10	9.80
QP	3.851M	25.27	56.00	-30.73	19.50	Neutral	-	5.77	9.64	0.07	9.79
AV	3.851M	20.70	46.00	-25.30	19.50	Neutral	-	1.20	9.64	0.07	9.79
QP	22.041M	29.59	60.00	-30.41	19.65	Neutral	-	9.94	9.69	0.12	9.84
AV	22.041M	25.49	50.00	-24.51	19.65	Neutral	-	5.84	9.69	0.12	9.84

Summary

Mode	Max-N dB (Hz)	Max-OBW (Hz)	ITU-Code	Min-N dB (Hz)	Min-OBW (Hz)
5.15-5.25GHz	-	-	-	-	-
802.11a_Nss1,(6Mbps)_2TX	21.89M	16.672M	16M7D1D	19.305M	16.261M
802.11ax HEW20_Nss1,(MCS0)_2TX	21.175M	18.929M	18M9D1D	20.625M	18.823M
802.11ax HEW40_Nss1,(MCS0)_2TX	40.7M	37.607M	37M6D1D	38.94M	37.555M
802.11ax HEW80_Nss1,(MCS0)_2TX	80.52M	76.846M	76M8D1D	79.86M	76.842M
5.25-5.35GHz	-	-	-	-	-
802.11a_Nss1,(6Mbps)_2TX	20.185M	16.617M	16M6D1D	18.755M	16.343M
802.11ax HEW20_Nss1,(MCS0)_2TX	22.825M	19.007M	19M0D1D	20.68M	18.76M
802.11ax HEW40_Nss1,(MCS0)_2TX	39.82M	37.691M	37M7D1D	39.16M	37.584M
802.11ax HEW80_Nss1,(MCS0)_2TX	80.96M	77.371M	77M4D1D	80.08M	76.938M
5.47-5.725GHz	-	-	-	-	-
802.11a_Nss1,(6Mbps)_2TX	27.885M	17.712M	17M7D1D	18.535M	16.372M
802.11ax HEW20_Nss1,(MCS0)_2TX	21.56M	19.07M	19M1D1D	20.13M	18.8M
802.11ax HEW40_Nss1,(MCS0)_2TX	56.98M	37.87M	37M9D1D	38.94M	37.49M
802.11ax HEW80_Nss1,(MCS0)_2TX	82.72M	77.217M	77M2D1D	80.52M	77.039M
5.725-5.85GHz	-	-	-	-	-
802.11a_Nss1,(6Mbps)_2TX	15.455M	16.503M	16M5D1D	12.595M	16.214M
802.11ax HEW20_Nss1,(MCS0)_2TX	18.975M	18.955M	19M0D1D	13.53M	18.84M
802.11ax HEW40_Nss1,(MCS0)_2TX	38.06M	38.027M	38M0D1D	36.74M	37.55M
802.11ax HEW80_Nss1,(MCS0)_2TX	77.22M	77.472M	77M5D1D	76.12M	76.972M

Max-N dB = Maximum 6dB down bandwidth for 5.725-5.85GHz band / Maximum 26dB down bandwidth for other band;
Max-OBW = Maximum 99% occupied bandwidth;
Min-N dB = Minimum 6dB down bandwidth for 5.725-5.85GHz band / Maximum 26dB down bandwidth for other band;
Min-OBW = Minimum 99% occupied bandwidth

Result

Mode	Result	Limit (Hz)	Port 1-N dB (Hz)	Port 1-OBW (Hz)	Port 2-N dB (Hz)	Port 2-OBW (Hz)
802.11a_Nss1,(6Mbps)_2TX	-	-	-	-	-	-
5180MHz	Pass	Inf	19.305M	16.353M	19.91M	16.462M
5200MHz	Pass	Inf	20.845M	16.485M	20.9M	16.261M
5240MHz	Pass	Inf	21.34M	16.672M	21.89M	16.663M
5260MHz	Pass	Inf	19.91M	16.514M	19.8M	16.46M
5300MHz	Pass	Inf	20.185M	16.343M	18.755M	16.382M
5320MHz	Pass	Inf	20.075M	16.482M	20.13M	16.617M
5500MHz	Pass	Inf	20.57M	16.387M	27.885M	17.712M
5580MHz	Pass	Inf	20.13M	16.407M	20.57M	16.428M
5700MHz	Pass	Inf	20.46M	16.401M	18.535M	16.372M
5745MHz	Pass	500k	15.015M	16.503M	12.595M	16.331M
5785MHz	Pass	500k	15.455M	16.214M	14.795M	16.437M
5825MHz	Pass	500k	12.815M	16.447M	14.41M	16.233M
802.11ax HEW20_Nss1,(MCS0)_2TX	-	-	-	-	-	-
5180MHz	Pass	Inf	20.625M	18.855M	21.175M	18.929M
5200MHz	Pass	Inf	20.845M	18.823M	20.845M	18.906M
5240MHz	Pass	Inf	20.79M	18.925M	21.175M	18.835M
5260MHz	Pass	Inf	22.77M	18.956M	22.825M	19.007M
5300MHz	Pass	Inf	21.01M	18.973M	21.065M	18.789M
5320MHz	Pass	Inf	20.68M	18.76M	21.065M	18.948M
5500MHz	Pass	Inf	20.57M	18.837M	20.13M	19.011M
5580MHz	Pass	Inf	20.185M	19.07M	21.56M	19.006M
5700MHz	Pass	Inf	20.845M	18.8M	20.625M	18.936M
5745MHz	Pass	500k	18.425M	18.84M	18.975M	18.955M
5785MHz	Pass	500k	15.4M	18.867M	13.53M	18.887M
5825MHz	Pass	500k	18.535M	18.891M	18.315M	18.848M
802.11ax HEW40_Nss1,(MCS0)_2TX	-	-	-	-	-	-
5190MHz	Pass	Inf	38.94M	37.607M	39.49M	37.555M
5230MHz	Pass	Inf	38.94M	37.601M	40.7M	37.555M
5270MHz	Pass	Inf	39.6M	37.608M	39.38M	37.584M
5310MHz	Pass	Inf	39.16M	37.691M	39.82M	37.66M
5510MHz	Pass	Inf	38.94M	37.555M	39.27M	37.69M
5550MHz	Pass	Inf	56.98M	37.583M	53.02M	37.87M
5670MHz	Pass	Inf	38.94M	37.714M	39.49M	37.49M
5755MHz	Pass	500k	37.73M	37.55M	38.06M	37.791M
5795MHz	Pass	500k	36.74M	38.027M	37.29M	37.701M
802.11ax HEW80_Nss1,(MCS0)_2TX	-	-	-	-	-	-
5210MHz	Pass	Inf	80.52M	76.846M	79.86M	76.842M
5290MHz	Pass	Inf	80.08M	76.938M	80.96M	77.371M
5530MHz	Pass	Inf	80.74M	77.043M	80.52M	77.039M
5610MHz	Pass	Inf	80.96M	77.217M	82.72M	77.064M
5775MHz	Pass	500k	77.22M	76.972M	76.12M	77.472M

Port X-N dB = Port X 6dB down bandwidth for 5.725-5.85GHz band / 26dB down bandwidth for other band
Port X-OBW = Port X 99% occupied bandwidth

5.15-5.25GHz_802.11a_Nss1,(6Mbps)_2TX **EBW**

5240MHz

04/03/2024

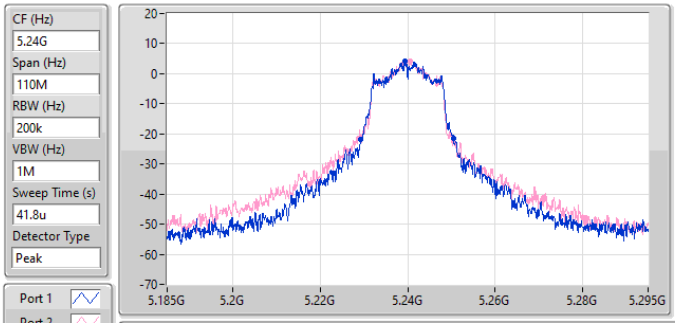

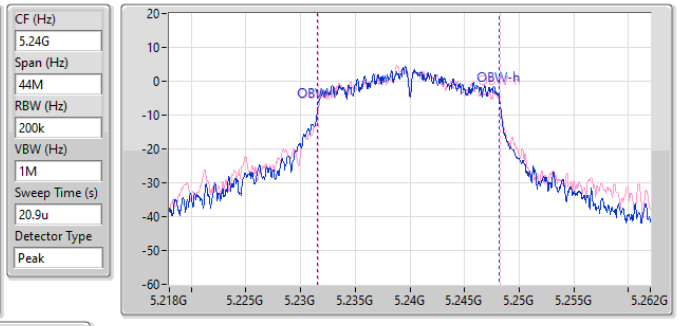

26dB(Hz)	Fl-26dB(Hz)	Fh-26dB(Hz)	OBW(Hz)	Fl-OBW(Hz)	Fh-OBW(Hz)	Limit(Hz)	Port
21.34M	5.22922G	5.25056G	16.672M	5.231503G	5.248175G	Inf	1
21.89M	5.22867G	5.25056G	16.663M	5.231591G	5.248254G	Inf	2

5.15-5.25GHz_802.11ax HEW20_Nss1,(MCS0)_2TX **EBW**

5180MHz

04/03/2024

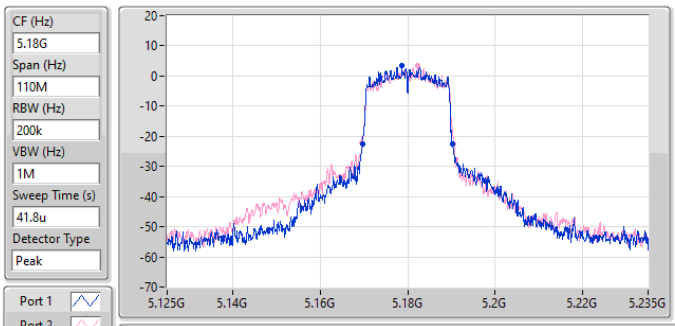

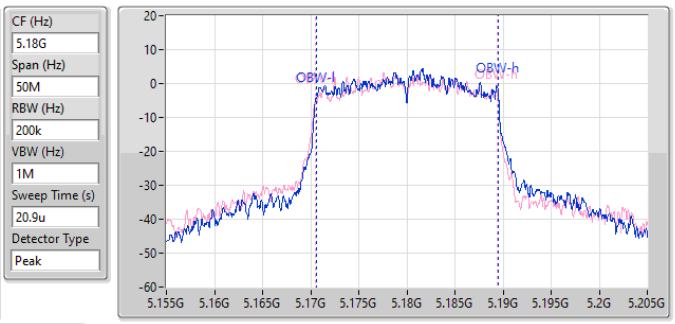

26dB(Hz)	Fl-26dB(Hz)	Fh-26dB(Hz)	OBW(Hz)	Fl-OBW(Hz)	Fh-OBW(Hz)	Limit(Hz)	Port
20.625M	5.169715G	5.19034G	18.855M	5.170612G	5.189468G	Inf	1
21.175M	5.16944G	5.190615G	18.929M	5.170502G	5.18943G	Inf	2

5.15-5.25GHz_802.11ax HEW40_Nss1,(MCS0)_2TX **EBW**

5230MHz

04/03/2024

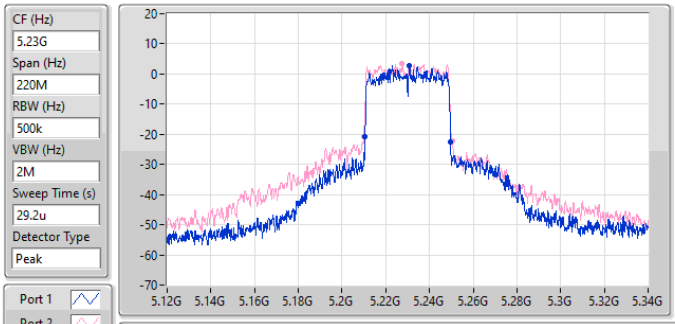

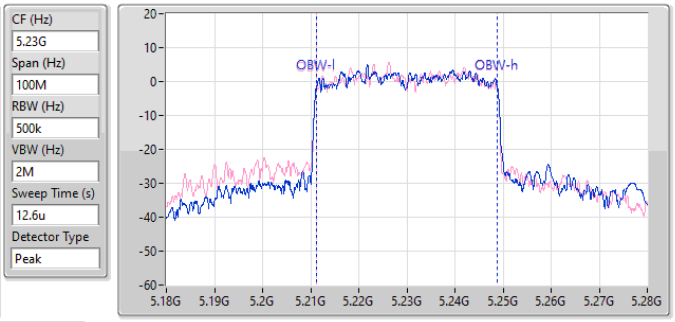

26dB(Hz)	Fl-26dB(Hz)	Fh-26dB(Hz)	OBW(Hz)	Fl-OBW(Hz)	Fh-OBW(Hz)	Limit(Hz)	Port
38.94M	5.21064G	5.24958G	37.601M	5.211218G	5.248819G	Inf	1
40.7M	5.20987G	5.25057G	37.555M	5.211212G	5.248767G	Inf	2

5.15-5.25GHz_802.11ax HEW80_Nss1,(MCS0)_2TX **EBW**

5210MHz

06/03/2024

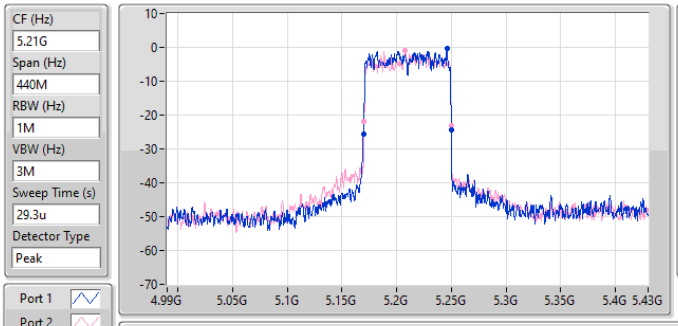

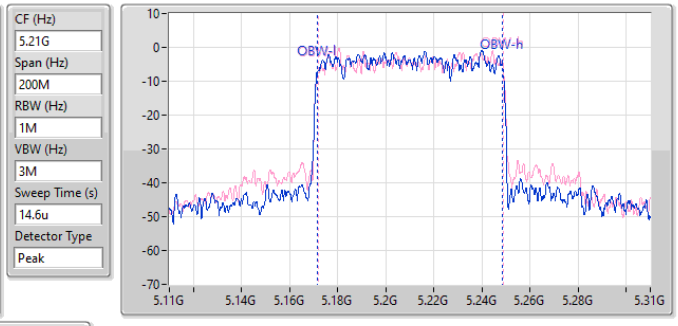

26dB(Hz)	Fl-26dB(Hz)	Fh-26dB(Hz)	OBW(Hz)	Fl-OBW(Hz)	Fh-OBW(Hz)	Limit(Hz)	Port
80.52M	5.16952G	5.25004G	76.846M	5.171701G	5.248547G	Inf	1
79.86M	5.17018G	5.25004G	76.842M	5.171881G	5.248723G	Inf	2

5.25-5.35GHz_802.11a_Nss1,(6Mbps)_2TX **EBW**

5300MHz

04/03/2024

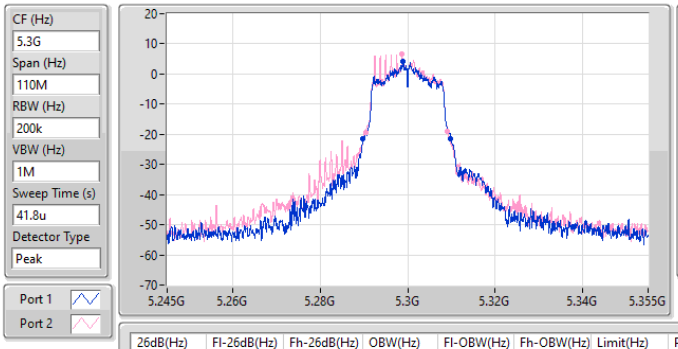

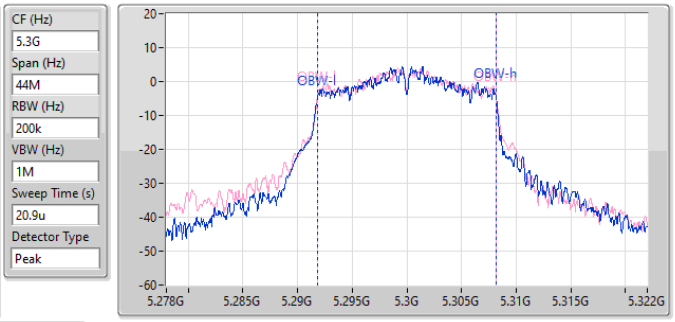

26dB(Hz)	Fl-26dB(Hz)	Fh-26dB(Hz)	OBW(Hz)	Fl-OBW(Hz)	Fh-OBW(Hz)	Limit(Hz)	Port
20.185M	5.289715G	5.3099G	16.343M	5.291792G	5.308135G	Inf	1
18.755M	5.290375G	5.30913G	16.382M	5.291804G	5.308187G	Inf	2

5.25-5.35GHz_802.11ax HEW20_Nss1,(MCS0)_2TX **EBW**

5260MHz

04/03/2024

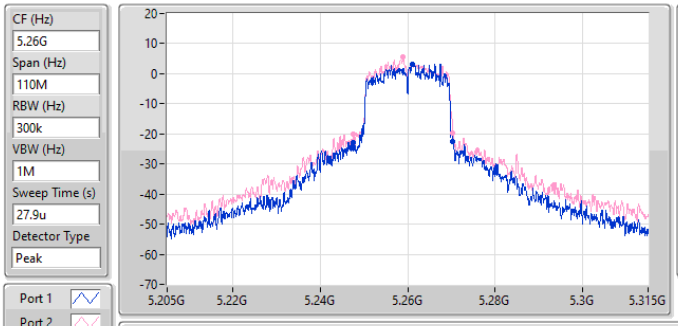

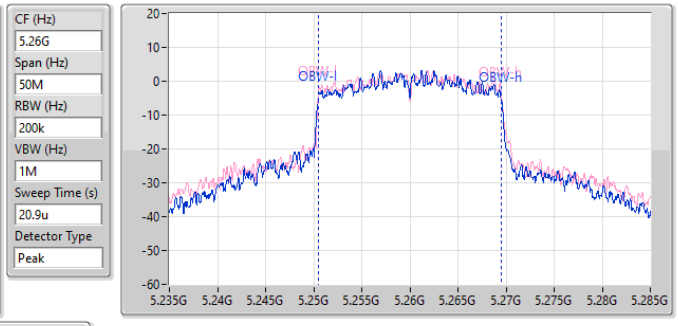

26dB(Hz)	Fl-26dB(Hz)	Fh-26dB(Hz)	OBW(Hz)	Fl-OBW(Hz)	Fh-OBW(Hz)	Limit(Hz)	Port
22.77M	5.24757G	5.27034G	18.956M	5.250503G	5.269459G	Inf	1
22.825M	5.24757G	5.270395G	19.007M	5.250508G	5.269516G	Inf	2

5.25-5.35GHz_802.11ax HEW40_Nss1,(MCS0)_2TX **EBW**

5310MHz

06/03/2024

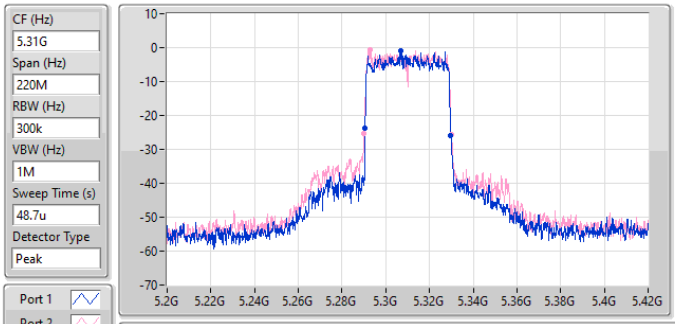

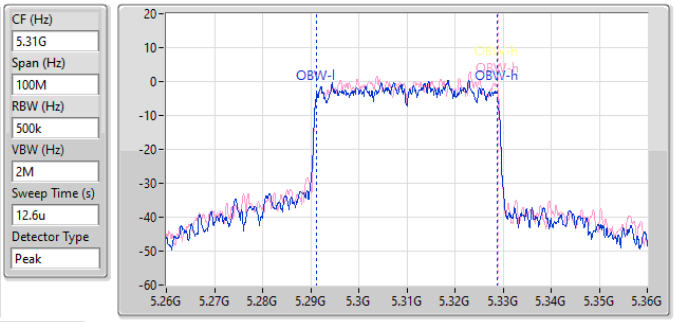

26dB(Hz)	Fl-26dB(Hz)	Fh-26dB(Hz)	OBW(Hz)	Fl-OBW(Hz)	Fh-OBW(Hz)	Limit(Hz)	Port
39.16M	5.29064G	5.3298G	37.691M	5.291152G	5.328843G	Inf	1
39.82M	5.29009G	5.32991G	37.66M	5.291273G	5.328933G	Inf	2

5.25-5.35GHz_802.11ax HEW80_Nss1,(MCS0)_2TX **EBW**

5290MHz

06/03/2024

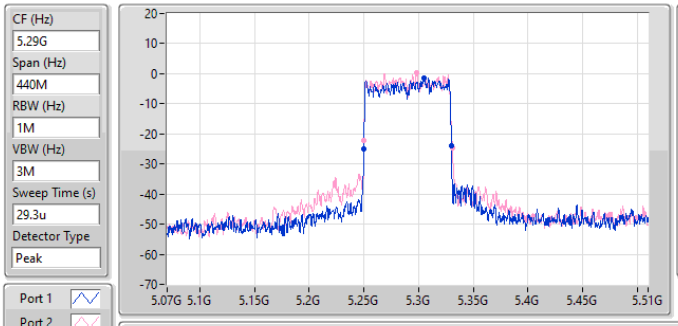

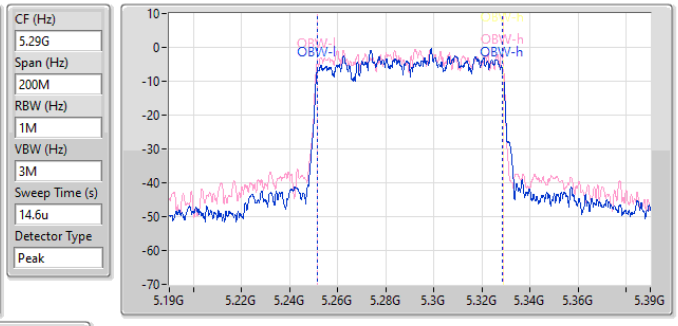

26dB(Hz)	Fl-26dB(Hz)	Fh-26dB(Hz)	OBW(Hz)	Fl-OBW(Hz)	Fh-OBW(Hz)	Limit(Hz)	Port
80.08M	5.24996G	5.33004G	76.938M	5.251557G	5.328495G	Inf	1
80.96M	5.24996G	5.33092G	77.371M	5.251348G	5.328719G	Inf	2

5.47-5.725GHz_802.11a_Nss1,(6Mbps)_2TX **EBW**

5500MHz

06/03/2024

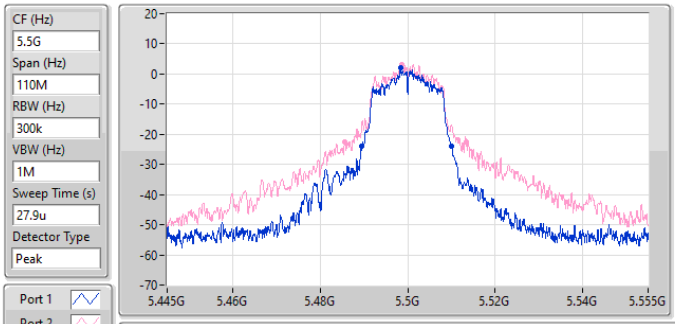

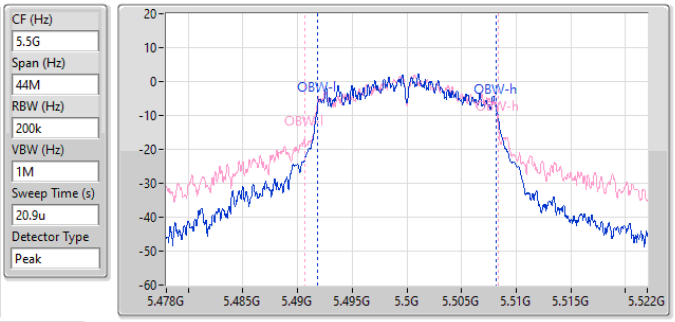

26dB(Hz)	Fl-26dB(Hz)	Fh-26dB(Hz)	OBW(Hz)	Fl-OBW(Hz)	Fh-OBW(Hz)	Limit(Hz)	Port
20.57M	5.48955G	5.51012G	16.387M	5.491826G	5.508213G	Inf	1
27.885M	5.48559G	5.513475G	17.712M	5.490672G	5.508384G	Inf	2

5.47-5.725GHz_802.11ax HEW20_Nss1,(MCS0)_2TX **EBW**

5580MHz

04/03/2024

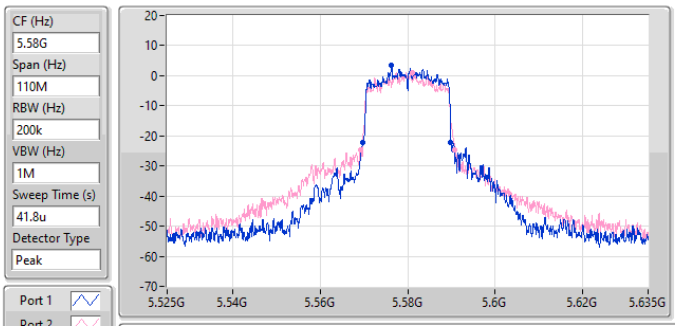

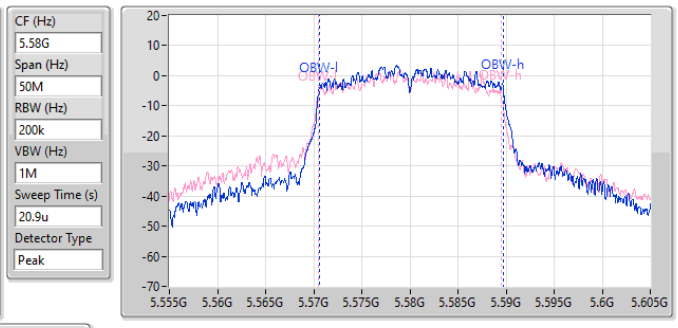

26dB(Hz)	Fl-26dB(Hz)	Fh-26dB(Hz)	OBW(Hz)	Fl-OBW(Hz)	Fh-OBW(Hz)	Limit(Hz)	Port
20.185M	5.569715G	5.5899G	19.07M	5.570612G	5.589682G	Inf	1
21.56M	5.56922G	5.59078G	19.006M	5.570473G	5.589479G	Inf	2

5.47-5.725GHz_802.11ax HEW40_Nss1,(MCS0)_2TX **EBW**

5550MHz

04/03/2024

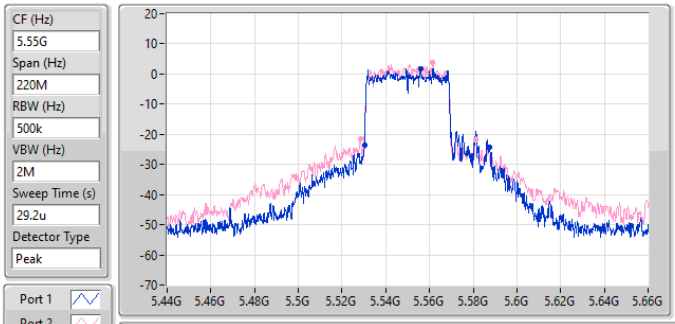

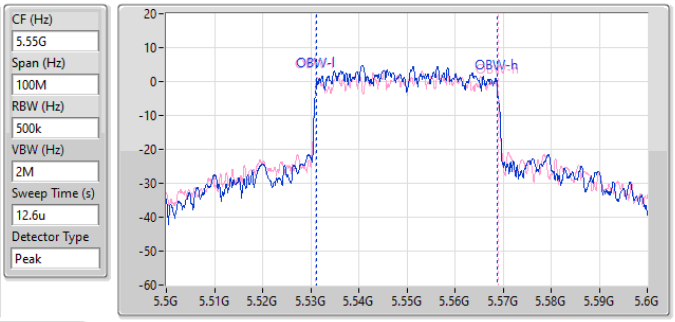

26dB(Hz)	Fl-26dB(Hz)	Fh-26dB(Hz)	OBW(Hz)	Fl-OBW(Hz)	Fh-OBW(Hz)	Limit(Hz)	Port
56.98M	5.53031G	5.58729G	37.583M	5.531176G	5.568759G	Inf	1
53.02M	5.52833G	5.58135G	37.87M	5.531044G	5.568914G	Inf	2

5.47-5.725GHz_802.11ax HEW80_Nss1,(MCS0)_2TX **EBW**

5610MHz

04/03/2024

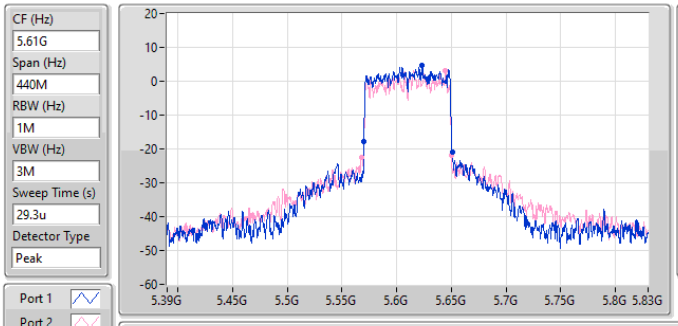

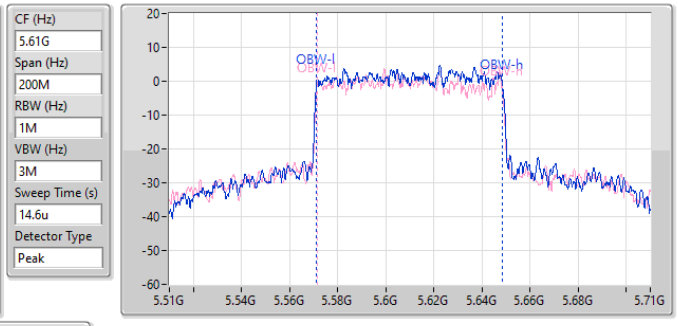

26dB(Hz)	Fl-26dB(Hz)	Fh-26dB(Hz)	OBW(Hz)	Fl-OBW(Hz)	Fh-OBW(Hz)	Limit(Hz)	Port
80.96M	5.56996G	5.65092G	77.217M	5.571281G	5.648498G	Inf	1
82.72M	5.56754G	5.65026G	77.064M	5.571341G	5.648405G	Inf	2

5.725-5.85GHz_802.11a_Nss1,(6Mbps)_2TX **EBW**

5785MHz

04/03/2024

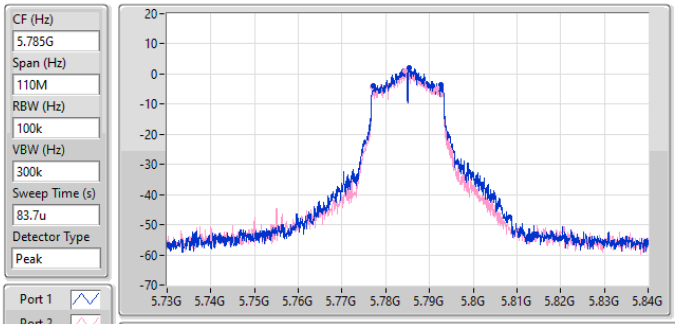

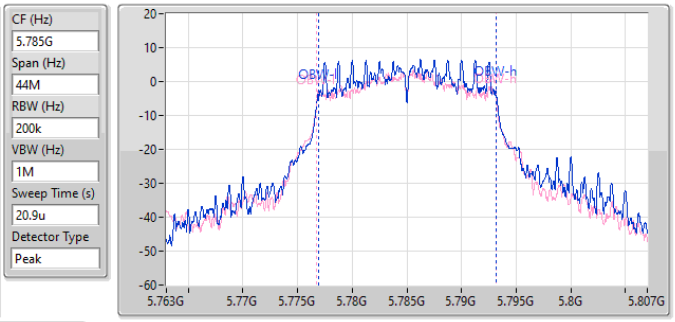

6dB(Hz)	Fl-6dB(Hz)	Fh-6dB(Hz)	OBW(Hz)	Fl-OBW(Hz)	Fh-OBW(Hz)	Limit(Hz)	Port
15.455M	5.77708G	5.792535G	16.214M	5.776934G	5.793147G	500k	1
14.795M	5.77686G	5.791655G	16.437M	5.776773G	5.793211G	500k	2

5.725-5.85GHz_802.11a_Nss1,(6Mbps)_2TX **EBW**

5785MHz

04/03/2024

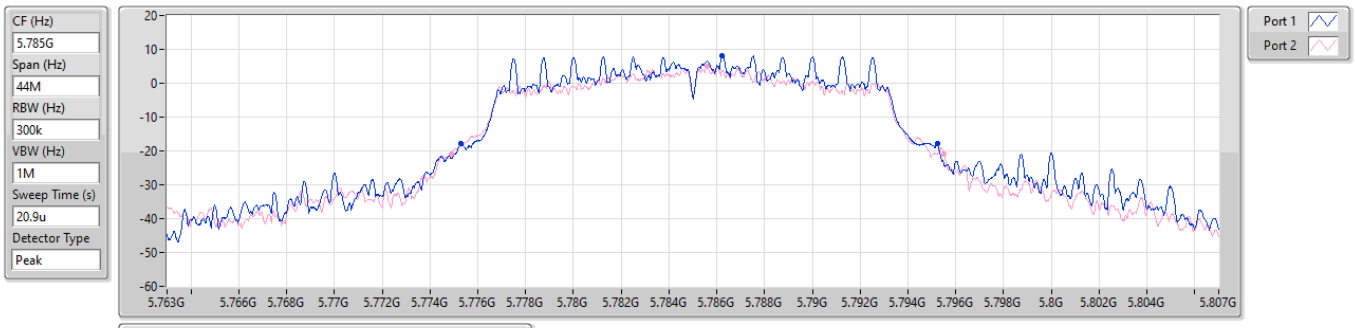

26dB(Hz)	Fl-26dB(Hz)	Fh-26dB(Hz)	Limit(Hz)	Port
19.954M	5.775276G	5.79523G	Inf	1
20.636M	5.77488G	5.795516G	Inf	2

5.725-5.85GHz_802.11ax HEW20_Nss1,(MCS0)_2TX **EBW**

5745MHz

04/03/2024

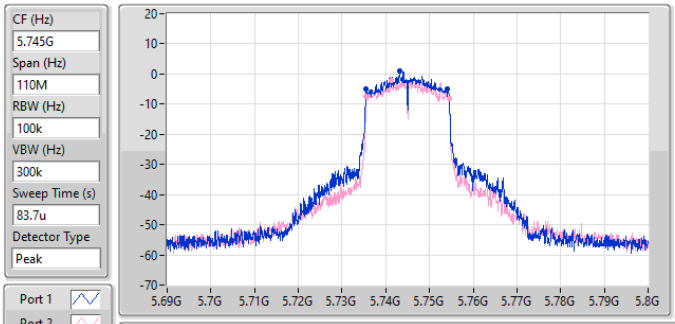

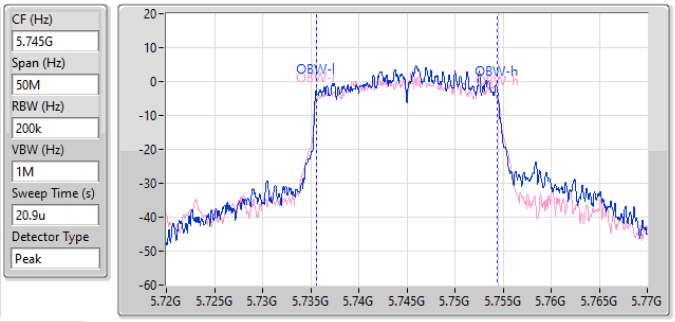

6dB(Hz)	Fl-6dB(Hz)	Fh-6dB(Hz)	OBW(Hz)	Fl-OBW(Hz)	Fh-OBW(Hz)	Limit(Hz)	Port
18.425M	5.73554G	5.753965G	18.84M	5.735596G	5.754436G	500k	1
18.975M	5.735485G	5.75446G	18.955M	5.735563G	5.754518G	500k	2

5.725-5.85GHz_802.11ax HEW20_Nss1,(MCS0)_2TX **EBW**

5745MHz

04/03/2024

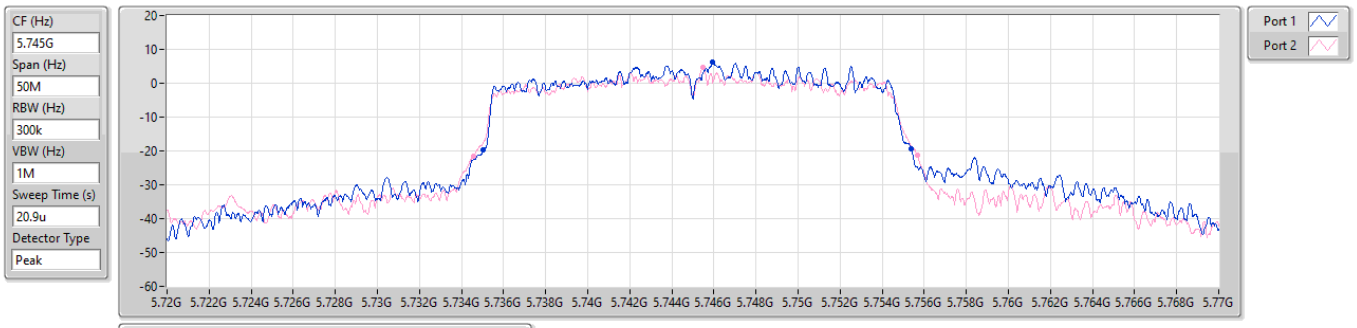

26dB(Hz)	Fl-26dB(Hz)	Fh-26dB(Hz)	Limit(Hz)	Port
20.35M	5.73505G	5.7554G	Inf	1
21.125M	5.73455G	5.755675G	Inf	2

5.725-5.85GHz_802.11ax HEW40_Nss1,(MCS0)_2TX **EBW**

5755MHz

04/03/2024

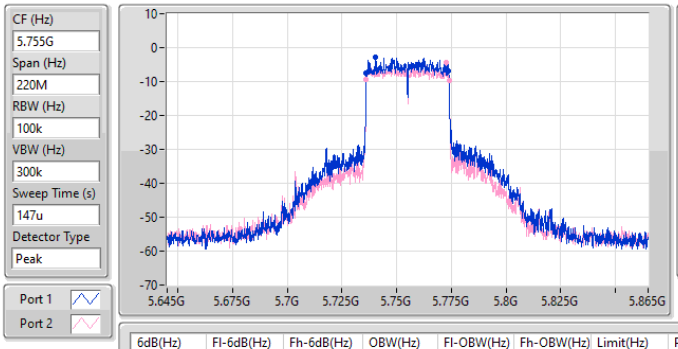

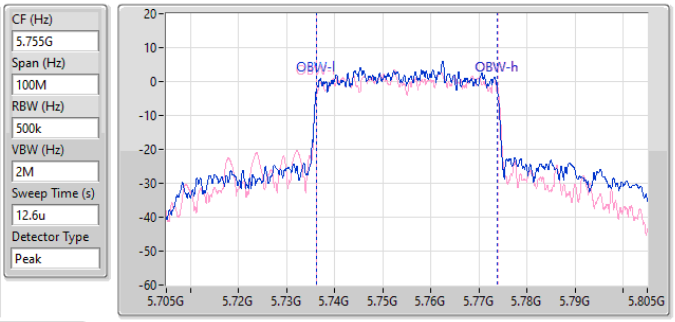

6dB(Hz)	Fl-6dB(Hz)	Fh-6dB(Hz)	OBW(Hz)	Fl-OBW(Hz)	Fh-OBW(Hz)	Limit(Hz)	Port
37.73M	5.73608G	5.77381G	37.55M	5.736251G	5.7738G	500k	1
38.06M	5.73597G	5.77403G	37.791M	5.736159G	5.77395G	500k	2

5.725-5.85GHz_802.11ax HEW40_Nss1,(MCS0)_2TX **EBW**

5755MHz

04/03/2024

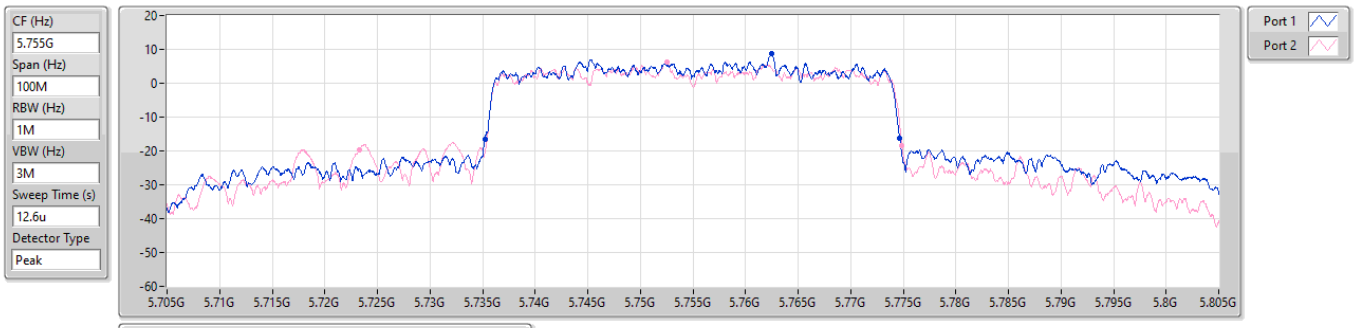

26dB(Hz)	Fl-26dB(Hz)	Fh-26dB(Hz)	Limit(Hz)	Port
39.4M	5.73525G	5.77465G	Inf	1
51.55M	5.7233G	5.77485G	Inf	2

5.725-5.85GHz_802.11ax HEW80_Nss1,(MCS0)_2TX **EBW**

5775MHz

06/03/2024

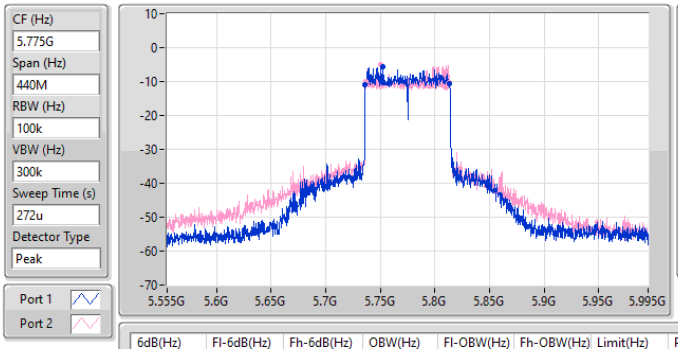

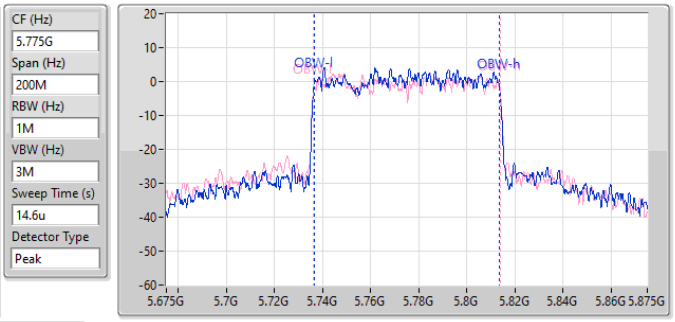

6dB(Hz)	Fl-6dB(Hz)	Fh-6dB(Hz)	OBW(Hz)	Fl-OBW(Hz)	Fh-OBW(Hz)	Limit(Hz)	Port
77.22M	5.73628G	5.8135G	76.972M	5.736432G	5.813404G	500k	1
76.12M	5.73672G	5.81284G	77.472M	5.736235G	5.813707G	500k	2

5.725-5.85GHz_802.11ax HEW80_Nss1,(MCS0)_2TX **EBW**

5775MHz

06/03/2024

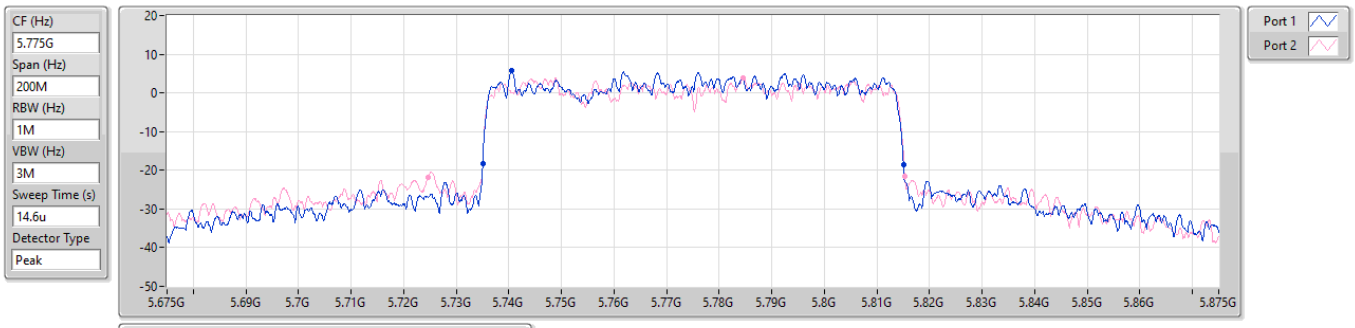

26dB(Hz)	Fl-26dB(Hz)	Fh-26dB(Hz)	Limit(Hz)	Port
80M	5.735G	5.815G	Inf	1
90.6M	5.7247G	5.8153G	Inf	2

Summary

Mode	Total Power (dBm)	Total Power (W)	EIRP (dBm)	EIRP (W)
5.15-5.25GHz	-	-	-	-
802.11a_Nss1,(6Mbps)_2TX	17.38	0.05470	21.78	0.15066
802.11ax HEW20_Nss1,(MCS0)_2TX	16.88	0.04875	21.28	0.13428
802.11ax HEW40_Nss1,(MCS0)_2TX	16.81	0.04797	21.21	0.13213
802.11ax HEW80_Nss1,(MCS0)_2TX	11.70	0.01479	16.10	0.04074
5.25-5.35GHz	-	-	-	-
802.11a_Nss1,(6Mbps)_2TX	17.32	0.05395	21.72	0.14859
802.11ax HEW20_Nss1,(MCS0)_2TX	16.72	0.04699	21.12	0.12942
802.11ax HEW40_Nss1,(MCS0)_2TX	16.68	0.04656	21.08	0.12823
802.11ax HEW80_Nss1,(MCS0)_2TX	12.09	0.01618	16.49	0.04457
5.47-5.725GHz	-	-	-	-
802.11a_Nss1,(6Mbps)_2TX	16.67	0.04645	21.07	0.12794
802.11ax HEW20_Nss1,(MCS0)_2TX	16.16	0.04130	20.56	0.11376
802.11ax HEW40_Nss1,(MCS0)_2TX	16.53	0.04498	20.93	0.12388
802.11ax HEW80_Nss1,(MCS0)_2TX	16.02	0.03999	20.42	0.11015
5.725-5.85GHz	-	-	-	-
802.11a_Nss1,(6Mbps)_2TX	17.20	0.05248	21.60	0.14454
802.11ax HEW20_Nss1,(MCS0)_2TX	16.76	0.04742	21.16	0.13062
802.11ax HEW40_Nss1,(MCS0)_2TX	16.49	0.04457	20.89	0.12274
802.11ax HEW80_Nss1,(MCS0)_2TX	15.79	0.03793	20.19	0.10447

Result

Mode	Result	DG (dBi)	Port 1 (dBm)	Port 2 (dBm)	Total Power (dBm)	Power Limit (dBm)	EIRP (dBm)	EIRP Limit (dBm)
802.11a_Nss1,(6Mbps)_2TX	-	-	-	-	-	-	-	-
5180MHz	Pass	4.40	14.46	13.89	17.19	23.98	21.59	30.00
5200MHz	Pass	4.40	14.31	14.12	17.23	23.98	21.63	30.00
5240MHz	Pass	4.40	14.25	14.49	17.38	23.98	21.78	30.00
5260MHz	Pass	4.40	14.20	14.41	17.32	23.97	21.72	29.97
5300MHz	Pass	4.40	13.96	14.40	17.20	23.73	21.60	29.73
5320MHz	Pass	4.40	13.27	14.38	16.87	23.98	21.27	30.00
5500MHz	Pass	4.40	12.10	11.99	15.06	23.98	19.46	30.00
5580MHz	Pass	4.40	14.48	12.66	16.67	23.98	21.07	30.00
5700MHz	Pass	4.40	14.46	12.33	16.53	23.68	20.93	29.68
5745MHz	Pass	4.40	14.41	13.18	16.85	30.00	21.25	36.00
5785MHz	Pass	4.40	14.46	13.58	17.05	30.00	21.45	36.00
5825MHz	Pass	4.40	14.40	13.96	17.20	30.00	21.60	36.00
802.11ax HEW20_Nss1,(MCS0)_2TX	-	-	-	-	-	-	-	-
5180MHz	Pass	4.40	13.98	13.36	16.69	23.98	21.09	30.00
5200MHz	Pass	4.40	13.92	13.72	16.83	23.98	21.23	30.00
5240MHz	Pass	4.40	13.75	13.97	16.88	23.98	21.28	30.00
5260MHz	Pass	4.40	13.48	13.93	16.72	23.98	21.12	30.00
5300MHz	Pass	4.40	13.38	13.97	16.70	23.98	21.10	30.00
5320MHz	Pass	4.40	12.50	13.86	16.24	23.98	20.64	30.00
5500MHz	Pass	4.40	10.26	10.47	13.38	23.98	17.78	30.00
5580MHz	Pass	4.40	13.95	12.16	16.16	23.98	20.56	30.00
5700MHz	Pass	4.40	12.86	10.94	15.01	23.98	19.41	30.00
5745MHz	Pass	4.40	13.96	12.81	16.43	30.00	20.83	36.00
5785MHz	Pass	4.40	13.96	13.29	16.65	30.00	21.05	36.00
5825MHz	Pass	4.40	13.91	13.58	16.76	30.00	21.16	36.00
802.11ax HEW40_Nss1,(MCS0)_2TX	-	-	-	-	-	-	-	-
5190MHz	Pass	4.40	10.40	9.60	13.03	23.98	17.43	30.00
5230MHz	Pass	4.40	13.87	13.72	16.81	23.98	21.21	30.00
5270MHz	Pass	4.40	13.34	13.96	16.68	23.98	21.08	30.00
5310MHz	Pass	4.40	10.49	11.36	13.96	23.98	18.36	30.00
5510MHz	Pass	4.40	8.67	8.11	11.41	23.98	15.81	30.00
5550MHz	Pass	4.40	13.94	13.04	16.53	23.98	20.93	30.00
5670MHz	Pass	4.40	13.70	11.70	15.82	23.98	20.22	30.00
5755MHz	Pass	4.40	13.98	12.90	16.49	30.00	20.89	36.00
5795MHz	Pass	4.40	13.81	12.94	16.41	30.00	20.81	36.00
802.11ax HEW80_Nss1,(MCS0)_2TX	-	-	-	-	-	-	-	-
5210MHz	Pass	4.40	8.93	8.45	11.70	23.98	16.10	30.00
5290MHz	Pass	4.40	8.76	9.38	12.09	23.98	16.49	30.00
5530MHz	Pass	4.40	8.12	7.18	10.68	23.98	15.08	30.00
5610MHz	Pass	4.40	13.88	11.91	16.02	23.98	20.42	30.00
5775MHz	Pass	4.40	13.24	12.27	15.79	30.00	20.19	36.00

DG = Directional Gain; Port X = Port X output power

Summary

Mode	Total Power (dBm)	Total Power (W)	EIRP (dBm)	EIRP (W)
5.15-5.25GHz	-	-	-	-
802.11ax HEW20-BF_Nss1,(MCS0)_2TX	16.77	0.04753	24.18	0.26182
802.11ax HEW40-BF_Nss1,(MCS0)_2TX	16.68	0.04656	24.09	0.25645
802.11ax HEW80-BF_Nss1,(MCS0)_2TX	11.58	0.01439	18.99	0.07925
5.25-5.35GHz	-	-	-	-
802.11ax HEW20-BF_Nss1,(MCS0)_2TX	16.60	0.04571	24.01	0.25177
802.11ax HEW40-BF_Nss1,(MCS0)_2TX	16.54	0.04508	23.95	0.24831
802.11ax HEW80-BF_Nss1,(MCS0)_2TX	11.96	0.01570	19.37	0.08650
5.47-5.725GHz	-	-	-	-
802.11ax HEW20-BF_Nss1,(MCS0)_2TX	16.03	0.04009	23.44	0.22080
802.11ax HEW40-BF_Nss1,(MCS0)_2TX	16.42	0.04385	23.83	0.24155
802.11ax HEW80-BF_Nss1,(MCS0)_2TX	15.87	0.03864	23.28	0.21281
5.725-5.85GHz	-	-	-	-
802.11ax HEW20-BF_Nss1,(MCS0)_2TX	16.65	0.04624	24.06	0.25468
802.11ax HEW40-BF_Nss1,(MCS0)_2TX	16.36	0.04325	23.77	0.23823
802.11ax HEW80-BF_Nss1,(MCS0)_2TX	15.68	0.03698	23.09	0.20370

Result

Mode	Result	DG (dBi)	Port 1 (dBm)	Port 2 (dBm)	Total Power (dBm)	Power Limit (dBm)	EIRP (dBm)	EIRP Limit (dBm)
802.11ax HEW20-BF_Nss1,(MCS0)_2TX	-	-	-	-	-	-	-	-
5180MHz	Pass	7.41	13.86	13.21	16.56	22.57	23.97	30.00
5200MHz	Pass	7.41	13.77	13.57	16.68	22.57	24.09	30.00
5240MHz	Pass	7.41	13.65	13.86	16.77	22.57	24.18	30.00
5260MHz	Pass	7.41	13.34	13.82	16.60	22.57	24.01	30.00
5300MHz	Pass	7.41	13.28	13.85	16.58	22.57	23.99	30.00
5320MHz	Pass	7.41	12.40	13.74	16.13	22.57	23.54	30.00
5500MHz	Pass	7.41	10.15	10.37	13.27	22.57	20.68	30.00
5580MHz	Pass	7.41	13.84	12.01	16.03	22.57	23.44	30.00
5700MHz	Pass	7.41	12.73	10.80	14.88	22.57	22.29	30.00
5745MHz	Pass	7.41	13.82	12.68	16.30	28.59	23.71	36.00
5785MHz	Pass	7.41	13.81	13.19	16.52	28.59	23.93	36.00
5825MHz	Pass	7.41	13.81	13.47	16.65	28.59	24.06	36.00
802.11ax HEW40-BF_Nss1,(MCS0)_2TX	-	-	-	-	-	-	-	-
5190MHz	Pass	7.41	10.29	9.47	12.91	22.57	20.32	30.00
5230MHz	Pass	7.41	13.75	13.58	16.68	22.57	24.09	30.00
5270MHz	Pass	7.41	13.23	13.81	16.54	22.57	23.95	30.00
5310MHz	Pass	7.41	10.35	11.22	13.82	22.57	21.23	30.00
5510MHz	Pass	7.41	8.55	8.00	11.29	22.57	18.70	30.00
5550MHz	Pass	7.41	13.83	12.94	16.42	22.57	23.83	30.00
5670MHz	Pass	7.41	13.60	11.56	15.71	22.57	23.12	30.00
5755MHz	Pass	7.41	13.86	12.76	16.36	28.59	23.77	36.00
5795MHz	Pass	7.41	13.69	12.83	16.29	28.59	23.70	36.00
802.11ax HEW80-BF_Nss1,(MCS0)_2TX	-	-	-	-	-	-	-	-
5210MHz	Pass	7.41	8.80	8.32	11.58	22.57	18.99	30.00
5290MHz	Pass	7.41	8.66	9.23	11.96	22.57	19.37	30.00
5530MHz	Pass	7.41	7.97	7.04	10.54	22.57	17.95	30.00
5610MHz	Pass	7.41	13.73	11.76	15.87	22.57	23.28	30.00
5775MHz	Pass	7.41	13.11	12.17	15.68	28.59	23.09	36.00

DG = Directional Gain; Port X = Port X output power

Summary

Mode	PD (dBm/RBW)	EIRP PD (dBm/RBW)
5.15-5.25GHz	-	-
802.11a_Nss1,(6Mbps)_2TX	7.61	15.02
802.11ax HEW20_Nss1,(MCS0)_2TX	5.21	12.62
802.11ax HEW40_Nss1,(MCS0)_2TX	0.85	8.26
802.11ax HEW80_Nss1,(MCS0)_2TX	-7.09	0.32
5.25-5.35GHz	-	-
802.11a_Nss1,(6Mbps)_2TX	7.58	14.99
802.11ax HEW20_Nss1,(MCS0)_2TX	5.13	12.54
802.11ax HEW40_Nss1,(MCS0)_2TX	0.62	8.03
802.11ax HEW80_Nss1,(MCS0)_2TX	-6.79	0.62
5.47-5.725GHz	-	-
802.11a_Nss1,(6Mbps)_2TX	6.89	14.30
802.11ax HEW20_Nss1,(MCS0)_2TX	4.39	11.80
802.11ax HEW40_Nss1,(MCS0)_2TX	0.60	8.01
802.11ax HEW80_Nss1,(MCS0)_2TX	-2.73	4.68
5.725-5.85GHz	-	-
802.11a_Nss1,(6Mbps)_2TX	6.02	13.43
802.11ax HEW20_Nss1,(MCS0)_2TX	3.54	10.95
802.11ax HEW40_Nss1,(MCS0)_2TX	-1.12	6.29
802.11ax HEW80_Nss1,(MCS0)_2TX	-4.46	2.95

RBW = 500kHz for 5.725-5.85GHz band / 1MHz for other band;

Result

Mode	Result	DG (dBi)	Port 1 (dBm/RBW)	Port 2 (dBm/RBW)	PD (dBm/RBW)	PD Limit (dBm/RBW)	EIRP PD (dBm/RBW)	EIRP PD Limit (dBm/RBW)
802.11a_Nss1,(6Mbps)_2TX	-	-	-	-	-	-	-	-
5180MHz	Pass	7.41	4.75	4.48	7.61	9.59	15.02	17.00
5200MHz	Pass	7.41	4.79	4.22	7.48	9.59	14.89	17.00
5240MHz	Pass	7.41	4.32	4.79	7.56	9.59	14.97	17.00
5260MHz	Pass	7.41	4.31	4.83	7.58	9.59	14.99	17.00
5300MHz	Pass	7.41	4.16	4.56	7.36	9.59	14.77	17.00
5320MHz	Pass	7.41	3.36	4.59	7.03	9.59	14.44	17.00
5500MHz	Pass	7.41	1.92	2.11	4.99	9.59	12.40	17.00
5580MHz	Pass	7.41	4.75	2.80	6.89	9.59	14.30	17.00
5700MHz	Pass	7.41	4.62	2.51	6.68	9.59	14.09	17.00
5745MHz	Pass	7.41	2.97	2.36	5.55	28.59	12.96	36.00
5785MHz	Pass	7.41	3.11	2.83	5.98	28.59	13.39	36.00
5825MHz	Pass	7.41	2.92	3.15	6.02	28.59	13.43	36.00
802.11ax HEW20_Nss1,(MCS0)_2TX	-	-	-	-	-	-	-	-
5180MHz	Pass	7.41	2.34	1.68	5.00	9.59	12.41	17.00
5200MHz	Pass	7.41	2.30	2.06	5.05	9.59	12.46	17.00
5240MHz	Pass	7.41	2.20	2.25	5.21	9.59	12.62	17.00
5260MHz	Pass	7.41	1.90	2.27	5.08	9.59	12.49	17.00
5300MHz	Pass	7.41	1.69	2.57	5.13	9.59	12.54	17.00
5320MHz	Pass	7.41	0.82	2.24	4.60	9.59	12.01	17.00
5500MHz	Pass	7.41	-1.58	-1.58	1.41	9.59	8.82	17.00
5580MHz	Pass	7.41	2.23	0.32	4.39	9.59	11.80	17.00
5700MHz	Pass	7.41	0.97	-0.89	3.15	9.59	10.56	17.00
5745MHz	Pass	7.41	0.37	-0.12	3.06	28.59	10.47	36.00
5785MHz	Pass	7.41	0.40	0.52	3.30	28.59	10.71	36.00
5825MHz	Pass	7.41	1.03	0.22	3.54	28.59	10.95	36.00
802.11ax HEW40_Nss1,(MCS0)_2TX	-	-	-	-	-	-	-	-
5190MHz	Pass	7.41	-5.86	-6.65	-3.25	9.59	4.16	17.00
5230MHz	Pass	7.41	-1.96	-2.22	0.85	9.59	8.26	17.00
5270MHz	Pass	7.41	-2.51	-1.96	0.62	9.59	8.03	17.00
5310MHz	Pass	7.41	-5.72	-4.69	-2.30	9.59	5.11	17.00
5510MHz	Pass	7.41	-7.73	-8.12	-5.10	9.59	2.31	17.00
5550MHz	Pass	7.41	-1.98	-2.83	0.60	9.59	8.01	17.00
5670MHz	Pass	7.41	-2.27	-4.21	-0.12	9.59	7.29	17.00
5755MHz	Pass	7.41	-3.63	-4.53	-1.21	28.59	6.20	36.00
5795MHz	Pass	7.41	-3.84	-4.08	-1.12	28.59	6.29	36.00
802.11ax HEW80_Nss1,(MCS0)_2TX	-	-	-	-	-	-	-	-
5210MHz	Pass	7.41	-9.83	-10.23	-7.09	9.59	0.32	17.00
5290MHz	Pass	7.41	-10.19	-9.31	-6.79	9.59	0.62	17.00
5530MHz	Pass	7.41	-10.91	-11.51	-8.40	9.59	-0.99	17.00
5610MHz	Pass	7.41	-4.88	-6.70	-2.73	9.59	4.68	17.00
5775MHz	Pass	7.41	-6.97	-7.95	-4.46	28.59	2.95	36.00

DG = Directional Gain; RBW = 500kHz for 5.725-5.85GHz band / 1MHz for other band;
PD = trace bin-by-bin of each transmits port summing can be performed maximum power density; Port X = Port X Power Density;

5.15-5.25GHz_802.11a_Nss1,(6Mbps)_2TX **PSD**

5180MHz

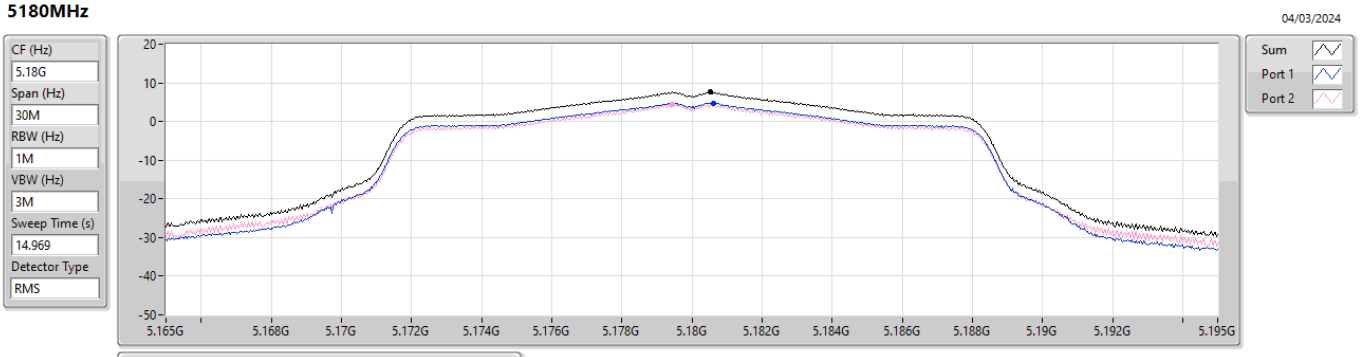

Sum	PD	Port 1	Port 2
(dBm/RBW)	(dBm/RBW)	(dBm/RBW)	(dBm/RBW)
7.61	7.61	4.75	4.48

5.15-5.25GHz_802.11ax HEW20_Nss1,(MCS0)_2TX **PSD**

5240MHz

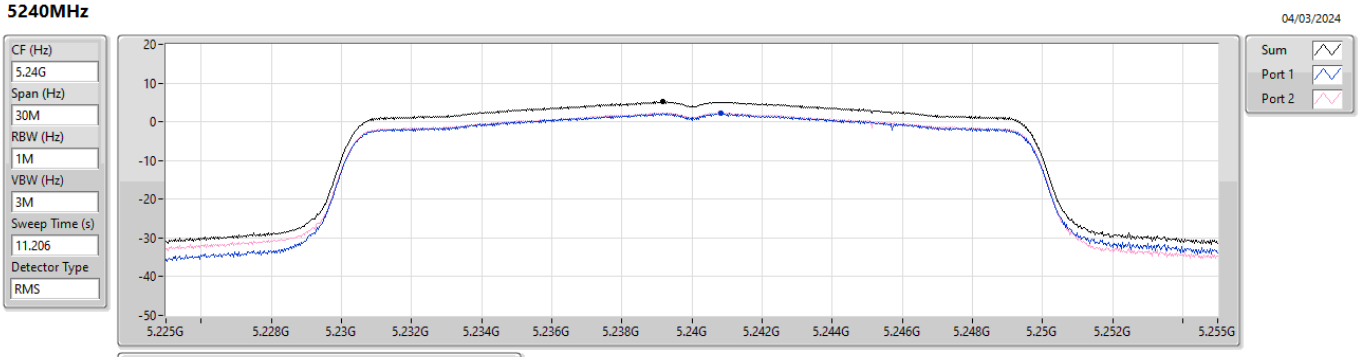

Sum	PD	Port 1	Port 2
(dBm/RBW)	(dBm/RBW)	(dBm/RBW)	(dBm/RBW)
5.21	5.21	2.20	2.25

5.15-5.25GHz_802.11ax HEW40_Nss1,(MCS0)_2TX **PSD**

5230MHz

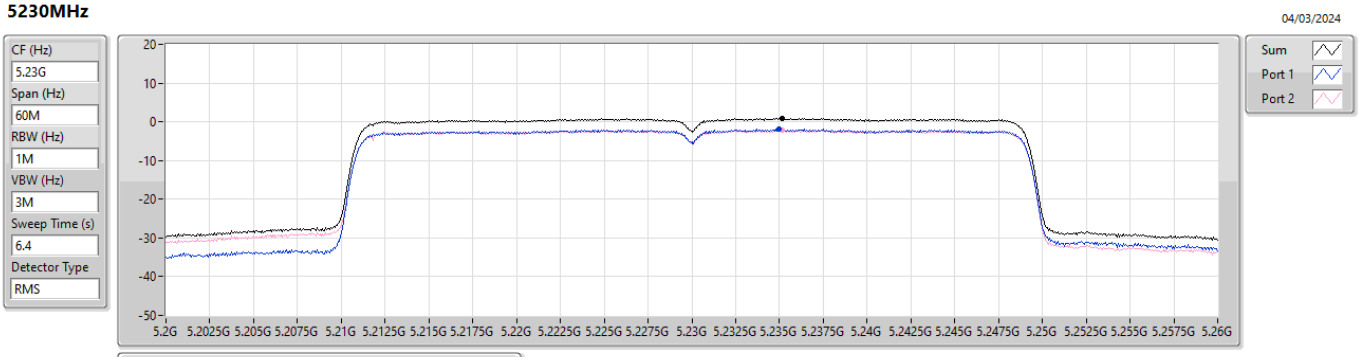

Sum	PD	Port 1	Port 2
(dBm/RBW)	(dBm/RBW)	(dBm/RBW)	(dBm/RBW)
0.85	0.85	-1.96	-2.22

5.15-5.25GHz_802.11ax HEW80_Nss1,(MCS0)_2TX **PSD**

5210MHz

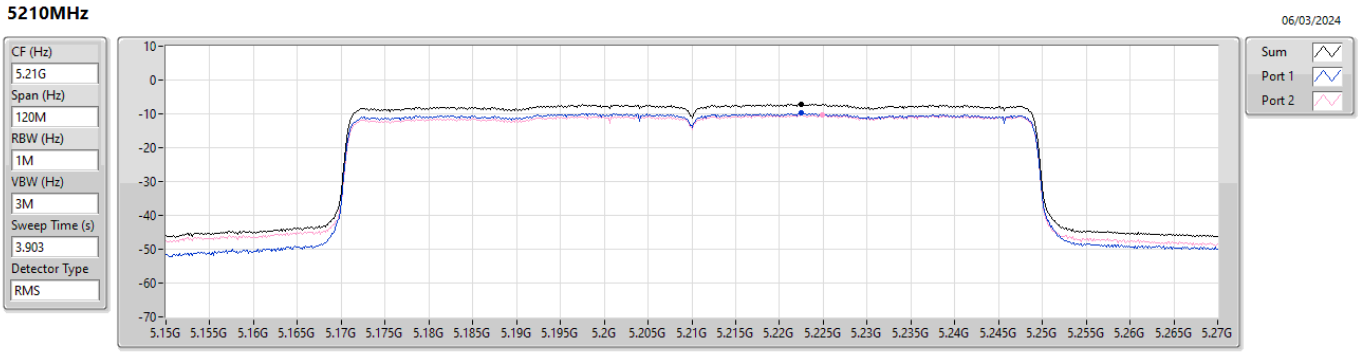

Sum	PD	Port 1	Port 2
(dBm/RBW)	(dBm/RBW)	(dBm/RBW)	(dBm/RBW)
-7.09	-7.09	-9.83	-10.23

5.25-5.35GHz_802.11a_Nss1,(6Mbps)_2TX **PSD**

5260MHz

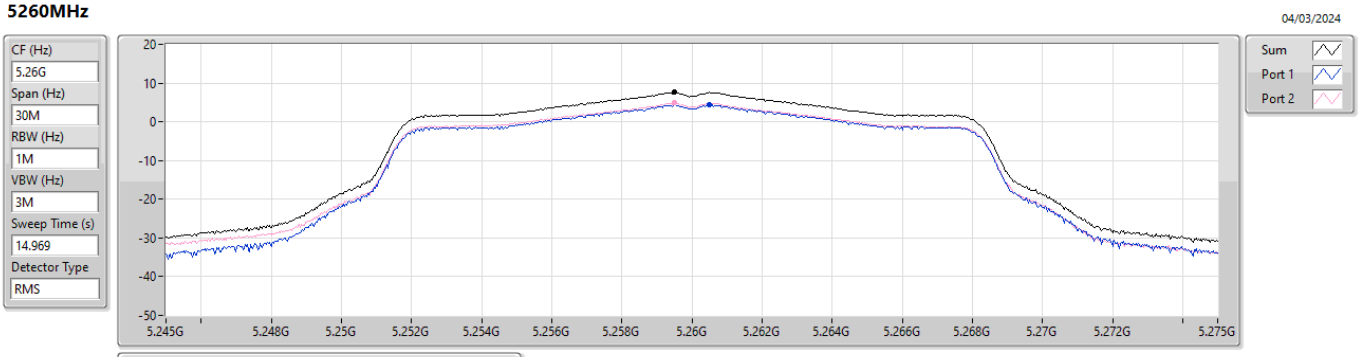

Sum	PD	Port 1	Port 2
(dBm/RBW)	(dBm/RBW)	(dBm/RBW)	(dBm/RBW)
7.58	7.58	4.31	4.83

5.25-5.35GHz_802.11ax HEW20_Nss1,(MCS0)_2TX **PSD**

5300MHz

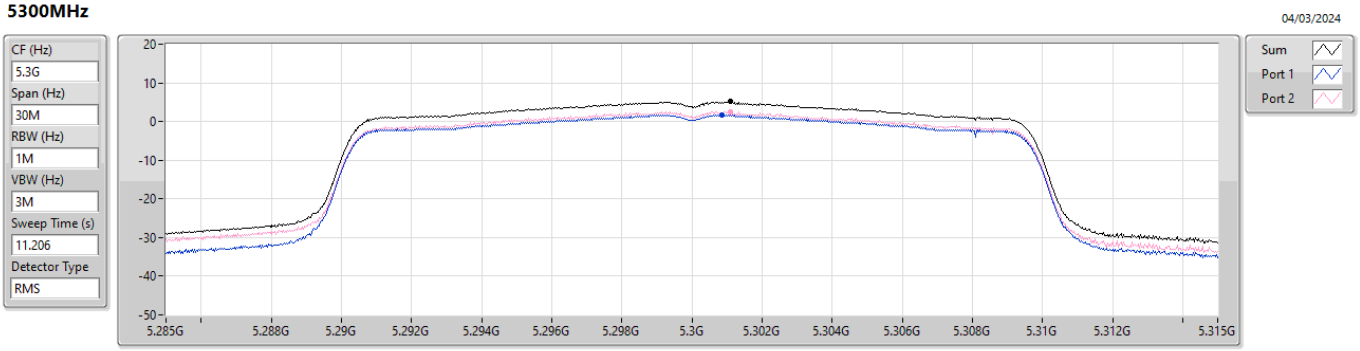

Sum	PD	Port 1	Port 2
(dBm/RBW)	(dBm/RBW)	(dBm/RBW)	(dBm/RBW)
5.13	5.13	1.69	2.57

5.25-5.35GHz_802.11ax HEW40_Nss1,(MCS0)_2TX **PSD**

5270MHz

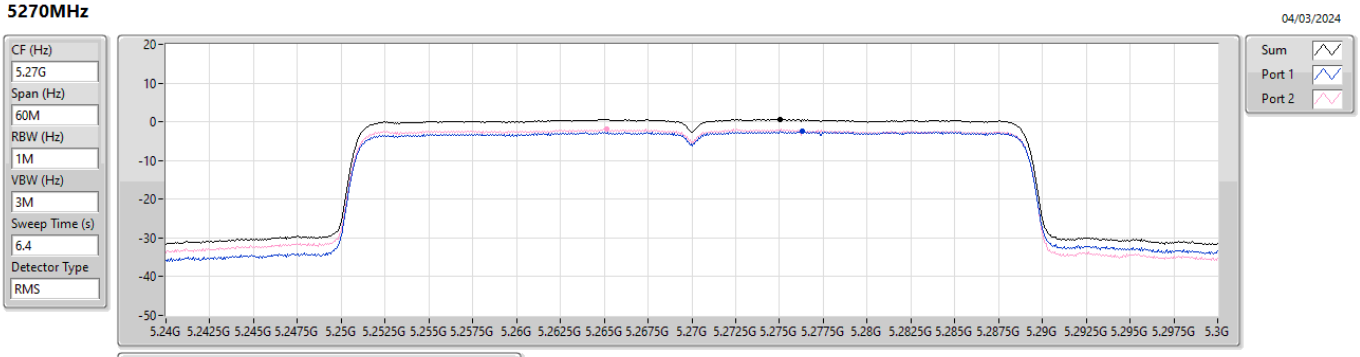

Sum	PD	Port 1	Port 2
(dBm/RBW)	(dBm/RBW)	(dBm/RBW)	(dBm/RBW)
0.62	0.62	-2.51	-1.96

5.25-5.35GHz_802.11ax HEW80_Nss1,(MCS0)_2TX **PSD**

5290MHz

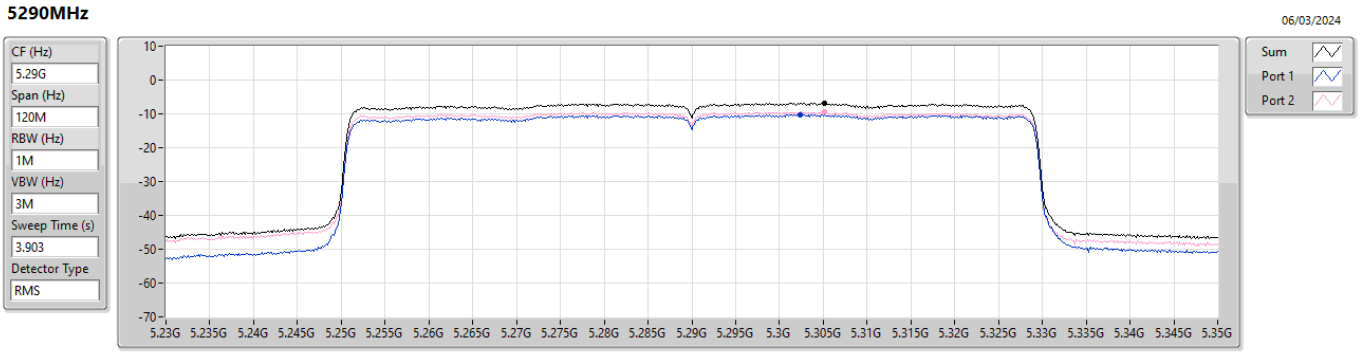

Sum	PD	Port 1	Port 2
(dBm/RBW)	(dBm/RBW)	(dBm/RBW)	(dBm/RBW)
-6.79	-6.79	-10.19	-9.31

5.47-5.725GHz_802.11a_Nss1,(6Mbps)_2TX **PSD**

5580MHz

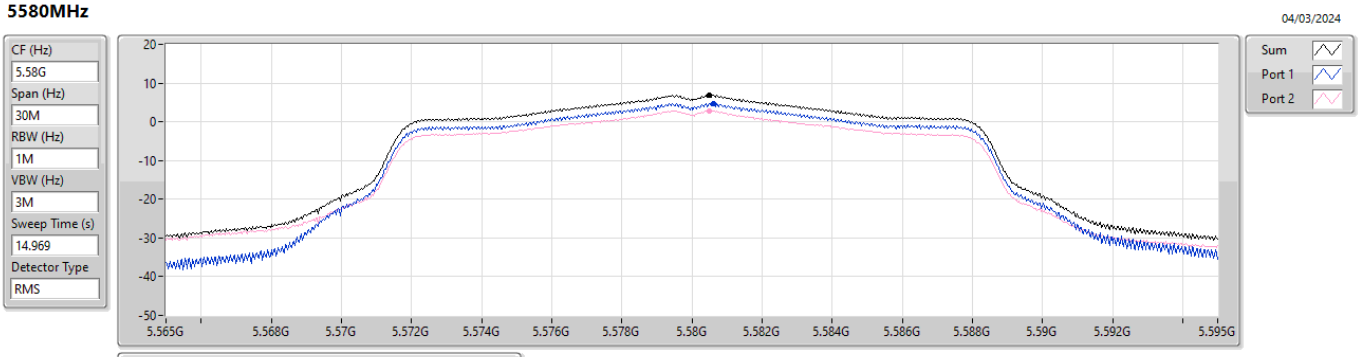

Sum	PD	Port 1	Port 2
(dBm/RBW)	(dBm/RBW)	(dBm/RBW)	(dBm/RBW)
6.89	6.89	4.75	2.80

5.47-5.725GHz_802.11ax HEW20_Nss1,(MCS0)_2TX **PSD**

5580MHz

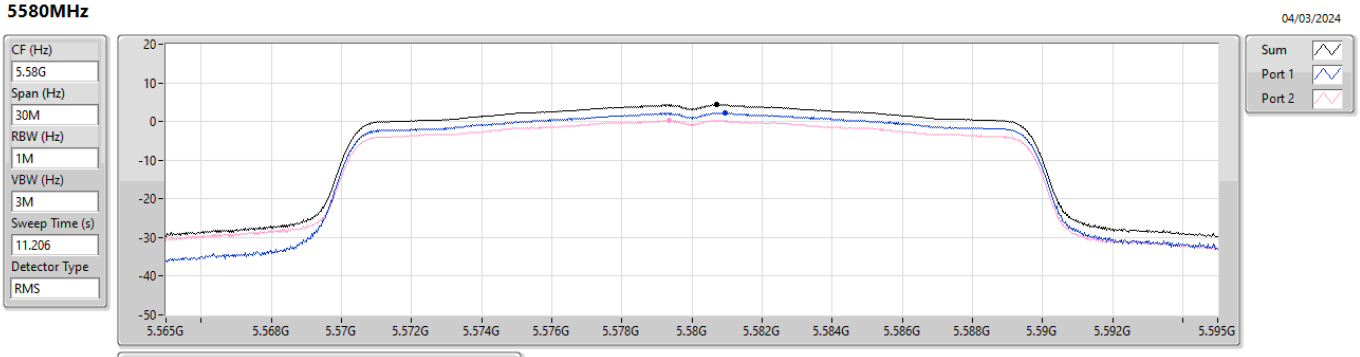

Sum	PD	Port 1	Port 2
(dBm/RBW)	(dBm/RBW)	(dBm/RBW)	(dBm/RBW)
4.39	4.39	2.23	0.32

5.47-5.725GHz_802.11ax HEW40_Nss1,(MCS0)_2TX **PSD**

5550MHz

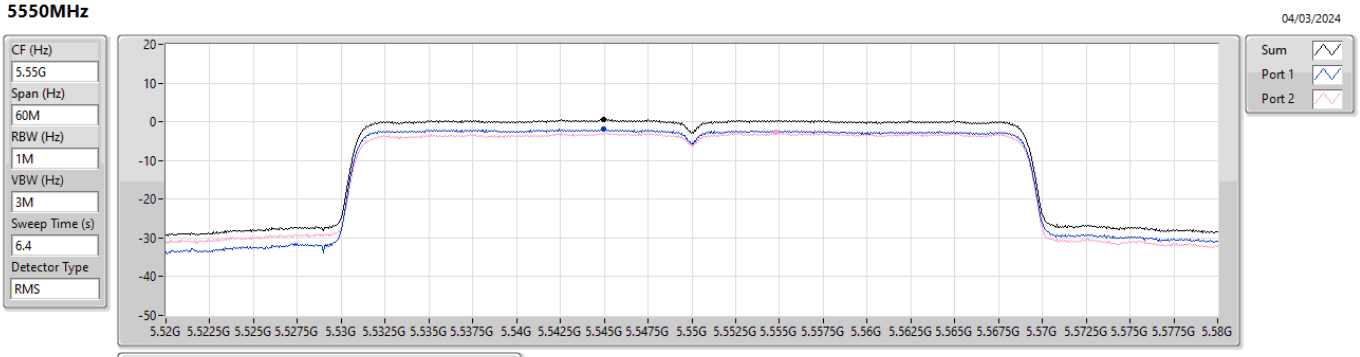

Sum	PD	Port 1	Port 2
(dBm/RBW)	(dBm/RBW)	(dBm/RBW)	(dBm/RBW)
0.60	0.60	-1.98	-2.83

5.47-5.725GHz_802.11ax HEW80_Nss1,(MCS0)_2TX **PSD**

5610MHz

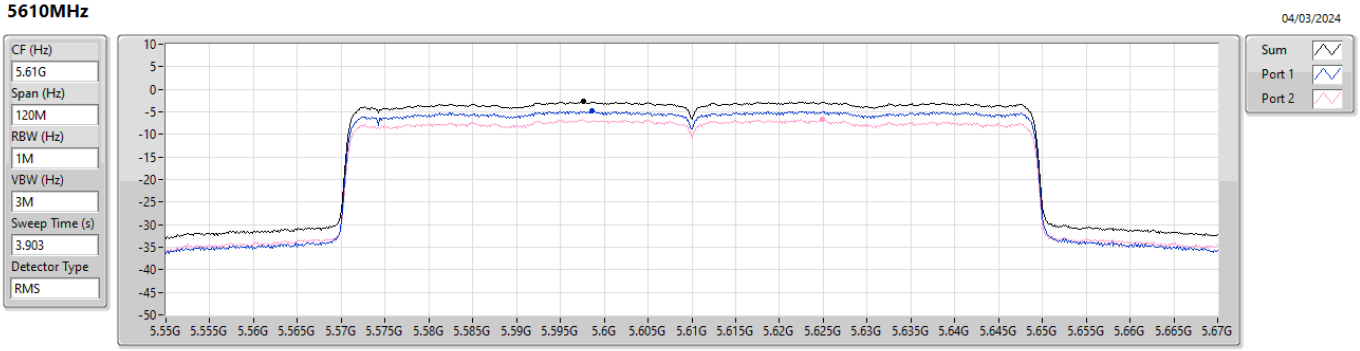

Sum	PD	Port 1	Port 2
(dBm/RBW)	(dBm/RBW)	(dBm/RBW)	(dBm/RBW)
-2.73	-2.73	-4.88	-6.70

5.725-5.85GHz_802.11a_Nss1,(6Mbps)_2TX **PSD**

5825MHz

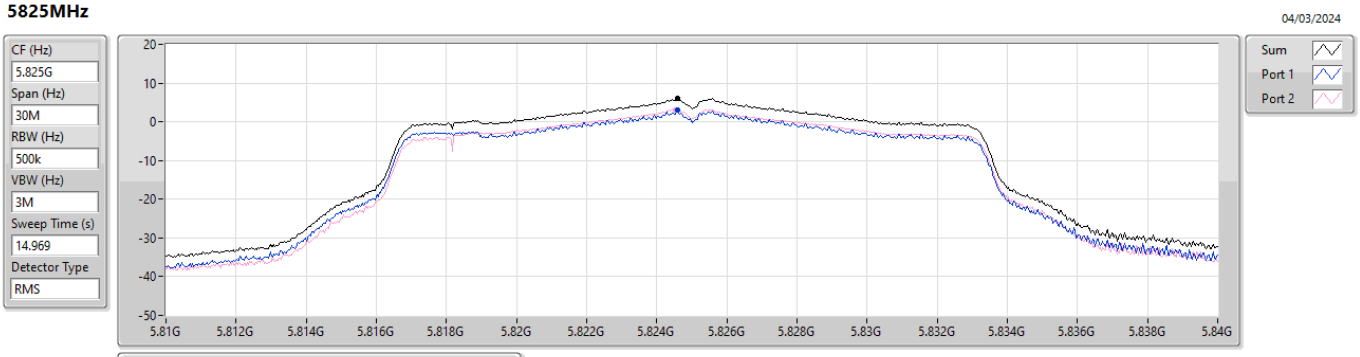

Sum	PD	Port 1	Port 2
(dBm/RBW)	(dBm/RBW)	(dBm/RBW)	(dBm/RBW)
6.02	6.02	2.92	3.15

5.725-5.85GHz_802.11ax HEW20_Nss1,(MCS0)_2TX **PSD**

5825MHz

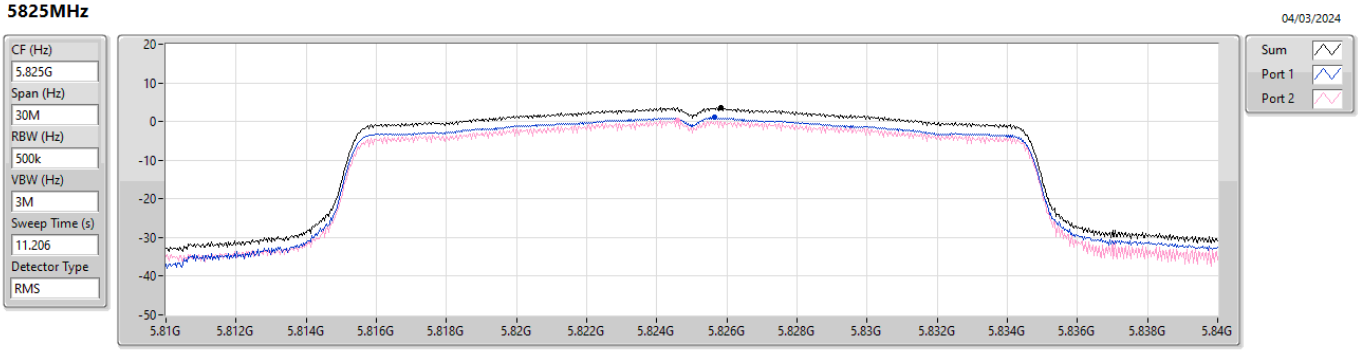

Sum	PD	Port 1	Port 2
(dBm/RBW)	(dBm/RBW)	(dBm/RBW)	(dBm/RBW)
3.54	3.54	1.03	0.22

5.725-5.85GHz_802.11ax HEW40_Nss1,(MCS0)_2TX **PSD**

5795MHz

04/03/2024

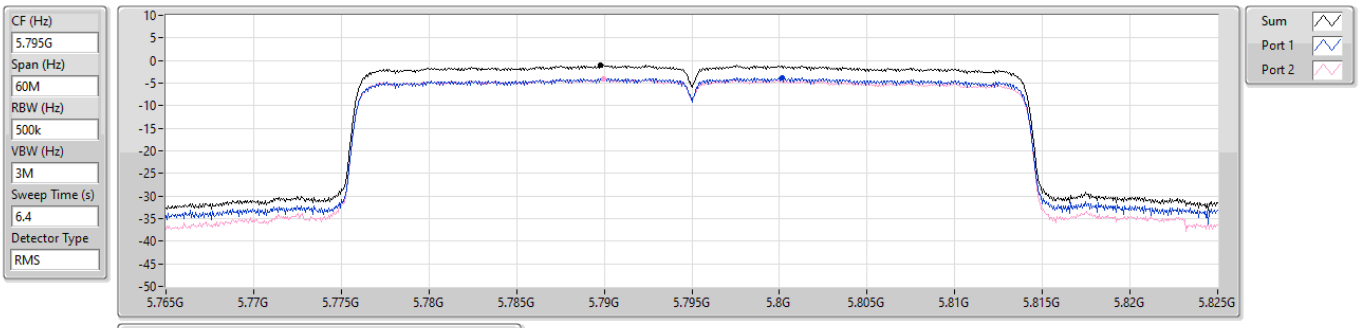

Sum	PD	Port 1	Port 2
(dBm/RBW)	(dBm/RBW)	(dBm/RBW)	(dBm/RBW)
-1.12	-1.12	-3.84	-4.08

5.725-5.85GHz_802.11ax HEW80_Nss1,(MCS0)_2TX **PSD**

5775MHz

06/03/2024

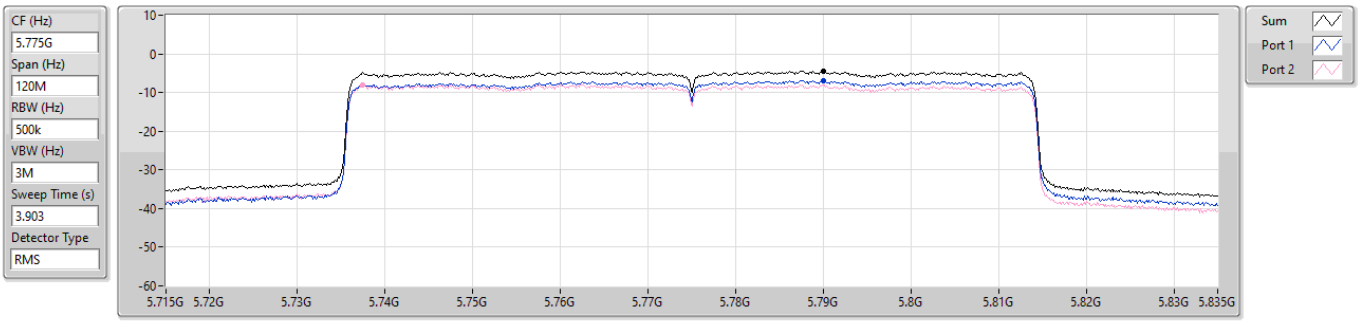

Sum	PD	Port 1	Port 2
(dBm/RBW)	(dBm/RBW)	(dBm/RBW)	(dBm/RBW)
-4.46	-4.46	-6.97	-7.95

Summary

Mode	Result	Type	Freq (Hz)	Level (dBuV/m)	Limit (dBuV/m)	Margin (dB)	Dist (m)	Condition	Azimuth (°)	Height (m)
5.725-5.85GHz	-	-	-	-	-	-	-	-	-	-
802.11ax HEW80_Nss1,(MCS0)_2TX	Pass	PK	31.94M	33.28	40.00	-6.72	3	Vertical	0	1.00

Result

Mode	Result	Type	Freq (Hz)	Level (dBuV/m)	Limit (dBuV/m)	Margin (dB)	Dist (m)	Condition	Azimuth (°)	Height (m)
802.11ax HEW80_Nss1,(MCS0)_2TX	-	-	-	-	-	-	-	-	-	-
5775MHz	Pass	PK	31.94M	33.28	40.00	-6.72	3	Vertical	0	1.00
5775MHz	Pass	PK	90.14M	25.05	43.50	-18.45	3	Vertical	0	1.00
5775MHz	Pass	PK	152.22M	24.22	43.50	-19.28	3	Vertical	0	1.00
5775MHz	Pass	PK	224M	24.92	46.00	-21.08	3	Vertical	0	1.00
5775MHz	Pass	PK	328.76M	25.63	46.00	-20.37	3	Vertical	0	1.00
5775MHz	Pass	PK	536.34M	30.63	46.00	-15.37	3	Vertical	0	1.00
5775MHz	Pass	PK	43.58M	31.32	40.00	-8.68	3	Horizontal	360	1.00
5775MHz	Pass	PK	152.22M	21.18	43.50	-22.32	3	Horizontal	360	1.00
5775MHz	Pass	PK	225.94M	31.01	46.00	-14.99	3	Horizontal	360	1.00
5775MHz	Pass	PK	326.82M	30.48	46.00	-15.52	3	Horizontal	360	1.00
5775MHz	Pass	PK	392.78M	28.95	46.00	-17.05	3	Horizontal	360	1.00
5775MHz	Pass	PK	544.1M	30.08	46.00	-15.92	3	Horizontal	360	1.00

5.725-5.85GHz_802.11ax HEW80_Nss1,(MCS0)_2TX

5775MHz_Adapter

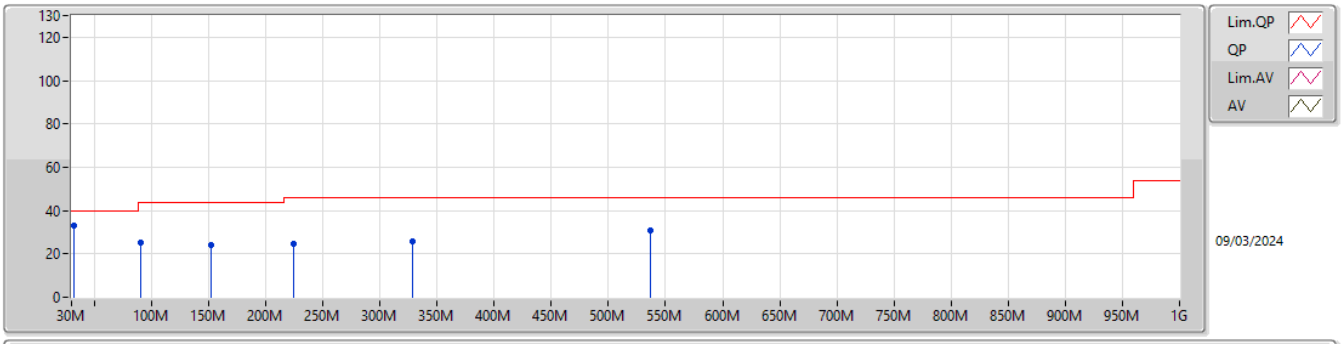

Type	Freq	Level	Limit	Margin	Factor	Dist	Condition	Azimuth	Height	Raw	AF	CL	PA
	(Hz)	(dBuV/m)	(dBuV/m)	(dB)	(dB)	(m)		(°)	(m)	(dBuV)	(dB)	(dB)	(dB)
PK	31.94M	33.28	40.00	-6.72	-4.03	3	Vertical	0	1.00	37.31	22.60	0.95	27.58
PK	90.14M	25.05	43.50	-18.45	-11.54	3	Vertical	0	1.00	36.59	14.35	1.56	27.45
PK	152.22M	24.22	43.50	-19.28	-9.85	3	Vertical	0	1.00	34.07	15.36	2.04	27.25
PK	224M	24.92	46.00	-21.08	-9.91	3	Vertical	0	1.00	34.83	14.68	2.49	27.08
PK	328.76M	25.63	46.00	-20.37	-5.06	3	Vertical	0	1.00	30.69	18.91	3.06	27.03
PK	536.34M	30.63	46.00	-15.37	0.07	3	Vertical	0	1.00	30.56	24.30	3.95	28.18

5.725-5.85GHz_802.11ax HEW80_Nss1,(MCS0)_2TX

5775MHz_Adapter

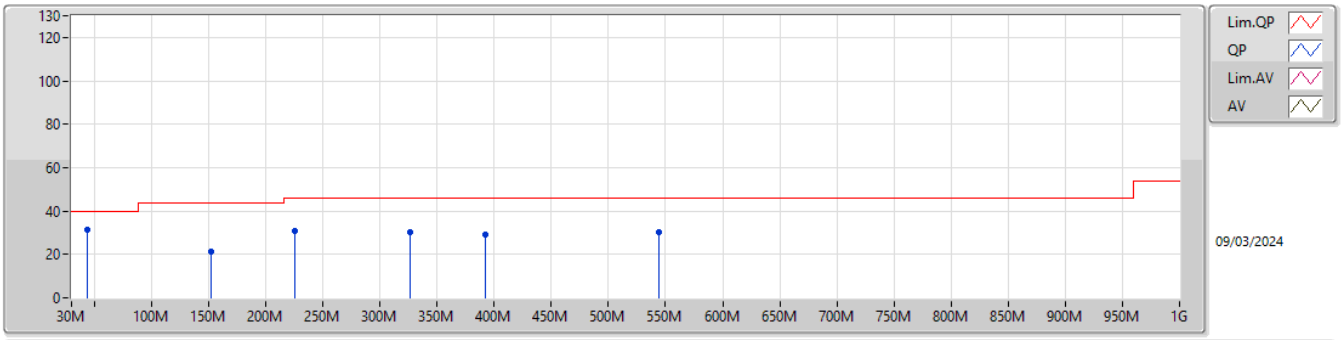

Type	Freq	Level	Limit	Margin	Factor	Dist	Condition	Azimuth	Height	Raw	AF	CL	PA
	(Hz)	(dBuV/m)	(dBuV/m)	(dB)	(dB)	(m)		(°)	(m)	(dBuV)	(dB)	(dB)	(dB)
PK	43.58M	31.32	40.00	-8.68	-10.32	3	Horizontal	360	1.00	41.64	16.18	1.07	27.57
PK	152.22M	21.18	43.50	-22.32	-9.85	3	Horizontal	360	1.00	31.03	15.36	2.04	27.25
PK	225.94M	31.01	46.00	-14.99	-9.72	3	Horizontal	360	1.00	40.73	14.85	2.50	27.07
PK	326.82M	30.48	46.00	-15.52	-5.12	3	Horizontal	360	1.00	35.60	18.86	3.05	27.03
PK	392.78M	28.95	46.00	-17.05	-3.40	3	Horizontal	360	1.00	32.35	20.62	3.34	27.36
PK	544.1M	30.08	46.00	-15.92	0.47	3	Horizontal	360	1.00	29.61	24.73	3.97	28.23

Summary

Mode	Result	Type	Freq (Hz)	Level (dBuV/m)	Limit (dBuV/m)	Margin (dB)	Dist (m)	Condition	Azimuth (°)	Height (m)
5.15-5.25GHz	-	-	-	-	-	-	-	-	-	-
802.11a_Nss1,(6Mbps)_2TX	Pass	AV	5.1496G	49.36	54.00	-4.64	3	Vertical	32	1.81
802.11ax HEW20_Nss1,(MCS0)_2TX	Pass	PK	5.1482G	69.64	74.00	-4.36	3	Vertical	360	1.79
802.11ax HEW40_Nss1,(MCS0)_2TX	Pass	AV	5.15G	52.58	54.00	-1.42	3	Vertical	12	1.77
802.11ax HEW80_Nss1,(MCS0)_2TX	Pass	AV	5.15G	52.79	54.00	-1.21	3	Vertical	11	2.07
5.25-5.35GHz	-	-	-	-	-	-	-	-	-	-
802.11a_Nss1,(6Mbps)_2TX	Pass	AV	5.3508G	51.37	54.00	-2.63	3	Vertical	258	2.16
802.11ax HEW20_Nss1,(MCS0)_2TX	Pass	AV	5.351G	50.29	54.00	-3.71	3	Vertical	360	1.81
802.11ax HEW40_Nss1,(MCS0)_2TX	Pass	AV	5.35G	52.34	54.00	-1.66	3	Vertical	9	1.72
802.11ax HEW80_Nss1,(MCS0)_2TX	Pass	AV	5.351G	52.07	54.00	-1.93	3	Vertical	3	1.84
5.47-5.725GHz	-	-	-	-	-	-	-	-	-	-
802.11a_Nss1,(6Mbps)_2TX	Pass	PK	5.47G	67.12	68.20	-1.08	3	Vertical	10	1.79
802.11ax HEW20_Nss1,(MCS0)_2TX	Pass	PK	5.7252G	67.12	68.20	-1.08	3	Vertical	13	1.50
802.11ax HEW40_Nss1,(MCS0)_2TX	Pass	PK	5.4644G	66.95	68.20	-1.25	3	Vertical	10	1.82
802.11ax HEW80_Nss1,(MCS0)_2TX	Pass	AV	5.455G	52.48	54.00	-1.52	3	Vertical	11	1.66
5.725-5.85GHz	-	-	-	-	-	-	-	-	-	-
802.11a_Nss1,(6Mbps)_2TX	Pass	PK	6.0718G	61.65	68.20	-6.55	3	Vertical	162	1.71
802.11ax HEW20_Nss1,(MCS0)_2TX	Pass	PK	6.0646G	61.85	68.20	-6.35	3	Horizontal	175	2.72
802.11ax HEW40_Nss1,(MCS0)_2TX	Pass	PK	5.9554G	61.87	68.20	-6.33	3	Vertical	12	1.50
802.11ax HEW80_Nss1,(MCS0)_2TX	Pass	PK	5.6442G	64.96	68.20	-3.24	3	Vertical	10	1.55

Result

Mode	Result	Type	Freq (Hz)	Level (dBuV/m)	Limit (dBuV/m)	Margin (dB)	Dist (m)	Condition	Azimuth (°)	Height (m)
802.11a_Nss1,(6Mbps)_2TX	-	-	-	-	-	-	-	-	-	-
5180MHz	Pass	AV	5.1496G	49.36	54.00	-4.64	3	Vertical	32	1.81
5180MHz	Pass	AV	5.1794G	105.14	Inf	-Inf	3	Vertical	32	1.81
5180MHz	Pass	PK	5.149G	68.81	74.00	-5.19	3	Vertical	32	1.81
5180MHz	Pass	PK	5.1792G	113.74	Inf	-Inf	3	Vertical	32	1.81
5180MHz	Pass	AV	5.15G	46.46	54.00	-7.54	3	Horizontal	314	2.14
5180MHz	Pass	AV	5.1806G	96.49	Inf	-Inf	3	Horizontal	314	2.14
5180MHz	Pass	PK	5.15G	61.17	74.00	-12.83	3	Horizontal	314	2.14
5180MHz	Pass	PK	5.1808G	104.63	Inf	-Inf	3	Horizontal	314	2.14
5180MHz	Pass	AV	15.55068G	41.27	54.00	-12.73	3	Vertical	312	2.28
5180MHz	Pass	PK	10.37338G	50.53	68.20	-17.67	3	Vertical	241	1.01
5180MHz	Pass	PK	15.54834G	53.99	74.00	-20.01	3	Vertical	312	2.28
5180MHz	Pass	AV	15.55206G	41.13	54.00	-12.87	3	Horizontal	319	1.06
5180MHz	Pass	PK	10.35748G	49.27	68.20	-18.93	3	Horizontal	65	1.50
5180MHz	Pass	PK	15.5532G	53.80	74.00	-20.20	3	Horizontal	319	1.06
5200MHz	Pass	AV	5.1436G	47.15	54.00	-6.85	3	Vertical	10	1.77
5200MHz	Pass	AV	5.1996G	105.41	Inf	-Inf	3	Vertical	10	1.77
5200MHz	Pass	PK	5.1488G	59.64	74.00	-14.36	3	Vertical	10	1.77
5200MHz	Pass	PK	5.1992G	115.32	Inf	-Inf	3	Vertical	10	1.77
5200MHz	Pass	AV	5.132G	46.16	54.00	-7.84	3	Horizontal	312	2.28
5200MHz	Pass	AV	5.2008G	95.45	Inf	-Inf	3	Horizontal	312	2.28
5200MHz	Pass	PK	5.1244G	59.03	74.00	-14.97	3	Horizontal	312	2.28
5200MHz	Pass	PK	5.2008G	104.84	Inf	-Inf	3	Horizontal	312	2.28
5200MHz	Pass	AV	15.60102G	41.52	54.00	-12.48	3	Vertical	310	1.16
5200MHz	Pass	PK	10.39112G	49.89	68.20	-18.31	3	Vertical	121	1.50
5200MHz	Pass	PK	15.61116G	54.94	74.00	-19.06	3	Vertical	310	1.16
5200MHz	Pass	AV	15.60606G	41.51	54.00	-12.49	3	Horizontal	149	1.50
5200MHz	Pass	PK	10.38512G	50.38	68.20	-17.82	3	Horizontal	180	1.78
5200MHz	Pass	PK	15.6141G	53.65	74.00	-20.35	3	Horizontal	149	1.50
5240MHz	Pass	AV	5.15G	46.31	54.00	-7.69	3	Vertical	11	1.50
5240MHz	Pass	AV	5.2394G	103.23	Inf	-Inf	3	Vertical	11	1.50
5240MHz	Pass	AV	5.3528G	46.39	54.00	-7.61	3	Vertical	11	1.50
5240MHz	Pass	PK	5.147G	59.69	74.00	-14.31	3	Vertical	11	1.50
5240MHz	Pass	PK	5.2394G	111.80	Inf	-Inf	3	Vertical	11	1.50
5240MHz	Pass	PK	5.3612G	58.83	74.00	-15.17	3	Vertical	11	1.50
5240MHz	Pass	AV	5.1356G	45.96	54.00	-8.04	3	Horizontal	314	1.94
5240MHz	Pass	AV	5.2406G	94.59	Inf	-Inf	3	Horizontal	314	1.94
5240MHz	Pass	AV	5.3504G	46.06	54.00	-7.94	3	Horizontal	314	1.94
5240MHz	Pass	PK	5.1272G	58.51	74.00	-15.49	3	Horizontal	314	1.94
5240MHz	Pass	PK	5.2406G	103.26	Inf	-Inf	3	Horizontal	314	1.94
5240MHz	Pass	PK	5.36G	58.60	74.00	-15.40	3	Horizontal	314	1.94
5240MHz	Pass	AV	15.72432G	41.65	54.00	-12.35	3	Vertical	176	1.50
5240MHz	Pass	PK	10.47424G	50.38	68.20	-17.82	3	Vertical	260	3.00
5240MHz	Pass	PK	15.73032G	54.24	74.00	-19.76	3	Vertical	176	1.50
5240MHz	Pass	AV	15.72588G	41.84	54.00	-12.16	3	Horizontal	140	1.50
5240MHz	Pass	PK	10.46896G	49.70	68.20	-18.50	3	Horizontal	314	1.97
5240MHz	Pass	PK	15.73104G	54.58	74.00	-19.42	3	Horizontal	140	1.50
5260MHz	Pass	AV	5.143G	46.14	54.00	-7.86	3	Vertical	27	1.75
5260MHz	Pass	AV	5.2606G	105.28	Inf	-Inf	3	Vertical	27	1.75
5260MHz	Pass	AV	5.3662G	46.78	54.00	-7.22	3	Vertical	27	1.75
5260MHz	Pass	PK	5.1478G	59.19	74.00	-14.81	3	Vertical	27	1.75
5260MHz	Pass	PK	5.2606G	114.38	Inf	-Inf	3	Vertical	27	1.75
5260MHz	Pass	PK	5.3554G	59.35	74.00	-14.65	3	Vertical	27	1.75
5260MHz	Pass	AV	5.1406G	46.10	54.00	-7.90	3	Horizontal	314	1.91
5260MHz	Pass	AV	5.2606G	95.59	Inf	-Inf	3	Horizontal	314	1.91
5260MHz	Pass	AV	5.3566G	46.05	54.00	-7.95	3	Horizontal	314	1.91
5260MHz	Pass	PK	5.1478G	59.15	74.00	-14.85	3	Horizontal	314	1.91
5260MHz	Pass	PK	5.2606G	104.11	Inf	-Inf	3	Horizontal	314	1.91
5260MHz	Pass	PK	5.3776G	59.08	74.00	-14.92	3	Horizontal	314	1.91
5260MHz	Pass	AV	15.78684G	41.94	54.00	-12.06	3	Vertical	335	2.56
5260MHz	Pass	PK	10.50896G	49.68	68.20	-18.52	3	Vertical	94	2.45

Mode	Result	Type	Freq (Hz)	Level (dBuV/m)	Limit (dBuV/m)	Margin (dB)	Dist (m)	Condition	Azimuth (°)	Height (m)
5260MHz	Pass	PK	15.76542G	54.23	74.00	-19.77	3	Vertical	335	2.56
5260MHz	Pass	AV	15.77352G	41.96	54.00	-12.04	3	Horizontal	187	1.50
5260MHz	Pass	PK	10.5191G	50.29	68.20	-17.91	3	Horizontal	74	1.50
5260MHz	Pass	PK	15.79152G	54.43	74.00	-19.57	3	Horizontal	187	1.50
5300MHz	Pass	AV	5.3008G	104.41	Inf	-Inf	3	Vertical	28	1.63
5300MHz	Pass	AV	5.3508G	48.23	54.00	-5.77	3	Vertical	28	1.63
5300MHz	Pass	PK	5.3004G	113.34	Inf	-Inf	3	Vertical	28	1.63
5300MHz	Pass	PK	5.3552G	61.90	74.00	-12.10	3	Vertical	28	1.63
5300MHz	Pass	AV	5.3008G	94.97	Inf	-Inf	3	Horizontal	314	1.87
5300MHz	Pass	AV	5.3508G	46.18	54.00	-7.82	3	Horizontal	314	1.87
5300MHz	Pass	PK	5.3012G	103.14	Inf	-Inf	3	Horizontal	314	1.87
5300MHz	Pass	PK	5.3576G	58.68	74.00	-15.32	3	Horizontal	314	1.87
5300MHz	Pass	AV	10.60876G	37.27	54.00	-16.73	3	Vertical	100	1.50
5300MHz	Pass	AV	15.90888G	41.07	54.00	-12.93	3	Vertical	38	1.50
5300MHz	Pass	PK	10.61026G	49.66	74.00	-24.34	3	Vertical	100	1.50
5300MHz	Pass	PK	15.90498G	52.94	74.00	-21.06	3	Vertical	38	1.50
5300MHz	Pass	AV	10.61332G	37.31	54.00	-16.69	3	Horizontal	197	1.25
5300MHz	Pass	AV	15.90972G	41.01	54.00	-12.99	3	Horizontal	357	1.50
5300MHz	Pass	PK	10.59256G	50.72	68.20	-17.48	3	Horizontal	197	1.25
5300MHz	Pass	PK	15.88854G	53.66	74.00	-20.34	3	Horizontal	357	1.50
5320MHz	Pass	AV	5.3204G	107.04	Inf	-Inf	3	Vertical	258	2.16
5320MHz	Pass	AV	5.3508G	51.37	54.00	-2.63	3	Vertical	258	2.16
5320MHz	Pass	PK	5.3206G	115.11	Inf	-Inf	3	Vertical	258	2.16
5320MHz	Pass	PK	5.3502G	70.44	74.00	-3.56	3	Vertical	258	2.16
5320MHz	Pass	AV	5.3204G	94.60	Inf	-Inf	3	Horizontal	281	1.91
5320MHz	Pass	AV	5.3502G	46.54	54.00	-7.46	3	Horizontal	281	1.91
5320MHz	Pass	PK	5.3206G	102.96	Inf	-Inf	3	Horizontal	281	1.91
5320MHz	Pass	PK	5.3516G	60.43	74.00	-13.57	3	Horizontal	281	1.91
5320MHz	Pass	AV	10.65356G	37.39	54.00	-16.61	3	Vertical	112	1.50
5320MHz	Pass	AV	15.95538G	41.52	54.00	-12.48	3	Vertical	237	1.50
5320MHz	Pass	PK	10.64528G	50.61	74.00	-23.39	3	Vertical	112	1.50
5320MHz	Pass	PK	15.9657G	54.21	74.00	-19.79	3	Vertical	237	1.50
5320MHz	Pass	AV	10.6532G	37.55	54.00	-16.45	3	Horizontal	342	2.53
5320MHz	Pass	AV	15.95988G	41.43	54.00	-12.57	3	Horizontal	141	2.82
5320MHz	Pass	PK	10.64384G	50.45	74.00	-23.55	3	Horizontal	342	2.53
5320MHz	Pass	PK	15.96924G	54.04	74.00	-19.96	3	Horizontal	141	2.82
5500MHz	Pass	AV	5.4594G	47.83	54.00	-6.17	3	Vertical	10	1.79
5500MHz	Pass	AV	5.4994G	104.58	Inf	-Inf	3	Vertical	10	1.79
5500MHz	Pass	PK	5.4566G	62.46	74.00	-11.54	3	Vertical	10	1.79
5500MHz	Pass	PK	5.47G	67.12	68.20	-1.08	3	Vertical	10	1.79
5500MHz	Pass	PK	5.499G	113.91	Inf	-Inf	3	Vertical	10	1.79
5500MHz	Pass	AV	5.4566G	45.91	54.00	-8.09	3	Horizontal	184	1.50
5500MHz	Pass	AV	5.4992G	91.92	Inf	-Inf	3	Horizontal	184	1.50
5500MHz	Pass	PK	5.4546G	58.30	74.00	-15.70	3	Horizontal	184	1.50
5500MHz	Pass	PK	5.47G	61.40	68.20	-6.80	3	Horizontal	184	1.50
5500MHz	Pass	PK	5.4994G	100.86	Inf	-Inf	3	Horizontal	184	1.50
5500MHz	Pass	AV	11.01392G	37.38	54.00	-16.62	3	Vertical	0	1.05
5500MHz	Pass	PK	11.00864G	49.95	74.00	-24.05	3	Vertical	0	1.05
5500MHz	Pass	PK	16.49262G	53.72	68.20	-14.48	3	Vertical	43	1.00
5500MHz	Pass	AV	11.00816G	37.46	54.00	-16.54	3	Horizontal	36	2.16
5500MHz	Pass	PK	11.00702G	49.76	74.00	-24.24	3	Horizontal	36	2.16
5500MHz	Pass	PK	16.50816G	53.90	68.20	-14.30	3	Horizontal	202	1.60
5580MHz	Pass	AV	5.4576G	46.16	54.00	-7.84	3	Vertical	9	1.66
5580MHz	Pass	AV	5.5794G	105.29	Inf	-Inf	3	Vertical	9	1.66
5580MHz	Pass	PK	5.4396G	58.79	74.00	-15.21	3	Vertical	9	1.66
5580MHz	Pass	PK	5.466G	58.90	68.20	-9.30	3	Vertical	9	1.66
5580MHz	Pass	PK	5.5806G	114.33	Inf	-Inf	3	Vertical	9	1.66
5580MHz	Pass	PK	5.7276G	58.99	68.20	-9.21	3	Vertical	9	1.66
5580MHz	Pass	AV	5.454G	45.79	54.00	-8.21	3	Horizontal	340	1.50
5580MHz	Pass	AV	5.5806G	92.67	Inf	-Inf	3	Horizontal	340	1.50
5580MHz	Pass	PK	5.4468G	58.12	74.00	-15.88	3	Horizontal	340	1.50
5580MHz	Pass	PK	5.4624G	57.52	68.20	-10.68	3	Horizontal	340	1.50

Mode	Result	Type	Freq (Hz)	Level (dBuV/m)	Limit (dBuV/m)	Margin (dB)	Dist (m)	Condition	Azimuth (°)	Height (m)
5580MHz	Pass	PK	5.5806G	102.18	Inf	-Inf	3	Horizontal	340	1.50
5580MHz	Pass	PK	5.7276G	58.32	68.20	-9.88	3	Horizontal	340	1.50
5580MHz	Pass	AV	11.15874G	37.50	54.00	-16.50	3	Vertical	123	1.01
5580MHz	Pass	PK	11.1513G	49.98	74.00	-24.02	3	Vertical	123	1.01
5580MHz	Pass	PK	16.7418G	54.90	68.20	-13.30	3	Vertical	70	1.45
5580MHz	Pass	AV	11.15676G	37.63	54.00	-16.37	3	Horizontal	163	2.13
5580MHz	Pass	PK	11.16312G	50.04	74.00	-23.96	3	Horizontal	163	2.13
5580MHz	Pass	PK	16.74954G	54.94	68.20	-13.26	3	Horizontal	357	1.00
5700MHz	Pass	AV	5.7004G	104.79	Inf	-Inf	3	Vertical	6	1.50
5700MHz	Pass	PK	5.7004G	113.55	Inf	-Inf	3	Vertical	6	1.50
5700MHz	Pass	PK	5.7268G	66.02	68.20	-2.18	3	Vertical	6	1.50
5700MHz	Pass	AV	5.7012G	92.50	Inf	-Inf	3	Horizontal	174	1.50
5700MHz	Pass	PK	5.7012G	101.61	Inf	-Inf	3	Horizontal	174	1.50
5700MHz	Pass	PK	5.7696G	60.09	68.20	-8.11	3	Horizontal	174	1.50
5700MHz	Pass	AV	11.41188G	38.97	54.00	-15.03	3	Vertical	141	1.50
5700MHz	Pass	PK	11.39232G	51.22	74.00	-22.78	3	Vertical	141	1.50
5700MHz	Pass	PK	17.08608G	54.13	68.20	-14.07	3	Vertical	147	1.50
5700MHz	Pass	AV	11.39826G	39.15	54.00	-14.85	3	Horizontal	127	2.28
5700MHz	Pass	PK	11.40972G	51.58	74.00	-22.42	3	Horizontal	127	2.28
5700MHz	Pass	PK	17.0877G	53.63	68.20	-14.57	3	Horizontal	310	1.50
5745MHz	Pass	AV	5.4546G	45.87	54.00	-8.13	3	Vertical	0	1.50
5745MHz	Pass	AV	5.7462G	101.87	Inf	-Inf	3	Vertical	0	1.50
5745MHz	Pass	PK	5.649G	59.06	68.20	-9.14	3	Vertical	0	1.50
5745MHz	Pass	PK	5.7462G	111.50	Inf	-Inf	3	Vertical	0	1.50
5745MHz	Pass	PK	5.9502G	60.67	68.20	-7.53	3	Vertical	0	1.50
5745MHz	Pass	AV	5.457G	46.04	54.00	-7.96	3	Horizontal	173	1.69
5745MHz	Pass	AV	5.745G	93.98	Inf	-Inf	3	Horizontal	173	1.69
5745MHz	Pass	PK	5.5662G	59.72	68.20	-8.48	3	Horizontal	173	1.69
5745MHz	Pass	PK	5.7462G	103.55	Inf	-Inf	3	Horizontal	173	1.69
5745MHz	Pass	PK	6.0282G	61.61	68.20	-6.59	3	Horizontal	173	1.69
5745MHz	Pass	AV	11.50302G	37.92	54.00	-16.08	3	Vertical	157	1.75
5745MHz	Pass	PK	11.48628G	50.25	74.00	-23.75	3	Vertical	157	1.75
5745MHz	Pass	PK	17.2284G	53.10	68.20	-15.10	3	Vertical	39	1.00
5745MHz	Pass	AV	11.49492G	37.82	54.00	-16.18	3	Horizontal	228	2.41
5745MHz	Pass	PK	11.47662G	51.18	74.00	-22.82	3	Horizontal	228	2.41
5745MHz	Pass	PK	17.24784G	53.50	68.20	-14.70	3	Horizontal	264	2.93
5785MHz	Pass	AV	5.785G	105.77	Inf	-Inf	3	Vertical	162	1.71
5785MHz	Pass	PK	5.5522G	59.33	68.20	-8.87	3	Vertical	162	1.71
5785MHz	Pass	PK	5.785G	114.64	Inf	-Inf	3	Vertical	162	1.71
5785MHz	Pass	PK	6.0718G	61.65	68.20	-6.55	3	Vertical	162	1.71
5785MHz	Pass	AV	5.785G	94.26	Inf	-Inf	3	Horizontal	174	1.57
5785MHz	Pass	PK	5.575G	59.41	68.20	-8.79	3	Horizontal	174	1.57
5785MHz	Pass	PK	5.7862G	103.33	Inf	-Inf	3	Horizontal	174	1.57
5785MHz	Pass	PK	5.9614G	61.16	68.20	-7.04	3	Horizontal	174	1.57
5785MHz	Pass	AV	11.56598G	37.47	54.00	-16.53	3	Vertical	239	1.50
5785MHz	Pass	PK	11.5706G	50.16	74.00	-23.84	3	Vertical	239	1.50
5785MHz	Pass	PK	17.36796G	55.54	68.20	-12.66	3	Vertical	291	2.05
5785MHz	Pass	AV	11.57162G	37.31	54.00	-16.69	3	Horizontal	18	1.50
5785MHz	Pass	PK	11.58146G	50.09	74.00	-23.91	3	Horizontal	18	1.50
5785MHz	Pass	PK	17.34558G	55.32	68.20	-12.88	3	Horizontal	52	2.32
5825MHz	Pass	AV	5.8262G	102.56	Inf	-Inf	3	Vertical	358	1.50
5825MHz	Pass	PK	5.5346G	58.74	68.20	-9.46	3	Vertical	358	1.50
5825MHz	Pass	PK	5.8262G	111.77	Inf	-Inf	3	Vertical	358	1.50
5825MHz	Pass	PK	6.0638G	61.57	68.20	-6.63	3	Vertical	358	1.50
5825MHz	Pass	AV	5.825G	94.39	Inf	-Inf	3	Horizontal	300	1.85
5825MHz	Pass	PK	5.525G	59.25	68.20	-8.95	3	Horizontal	300	1.85
5825MHz	Pass	PK	5.825G	102.71	Inf	-Inf	3	Horizontal	300	1.85
5825MHz	Pass	PK	6.0878G	61.03	68.20	-7.17	3	Horizontal	300	1.85
5825MHz	Pass	AV	11.6539G	38.00	54.00	-16.00	3	Vertical	236	1.50
5825MHz	Pass	PK	11.64544G	50.80	74.00	-23.20	3	Vertical	236	1.50
5825MHz	Pass	PK	17.48046G	54.99	68.20	-13.21	3	Vertical	171	1.50
5825MHz	Pass	AV	11.6527G	38.00	54.00	-16.00	3	Horizontal	145	1.50

Mode	Result	Type	Freq (Hz)	Level (dBuV/m)	Limit (dBuV/m)	Margin (dB)	Dist (m)	Condition	Azimuth (°)	Height (m)
5825MHz	Pass	PK	11.6551G	50.64	74.00	-23.36	3	Horizontal	145	1.50
5825MHz	Pass	PK	17.48178G	55.15	68.20	-13.05	3	Horizontal	72	1.01
802.11ax HEW20_Nss1,(MCS0)_2TX	-	-	-	-	-	-	-	-	-	-
5180MHz	Pass	AV	5.1486G	48.41	54.00	-5.59	3	Vertical	360	1.79
5180MHz	Pass	AV	5.1808G	102.72	Inf	-Inf	3	Vertical	360	1.79
5180MHz	Pass	PK	5.1482G	69.64	74.00	-4.36	3	Vertical	360	1.79
5180MHz	Pass	PK	5.1786G	115.84	Inf	-Inf	3	Vertical	360	1.79
5180MHz	Pass	AV	5.1484G	46.15	54.00	-7.85	3	Horizontal	312	2.29
5180MHz	Pass	AV	5.1806G	93.64	Inf	-Inf	3	Horizontal	312	2.29
5180MHz	Pass	PK	5.1454G	60.33	74.00	-13.67	3	Horizontal	312	2.29
5180MHz	Pass	PK	5.178G	106.19	Inf	-Inf	3	Horizontal	312	2.29
5180MHz	Pass	AV	15.53694G	41.21	54.00	-12.79	3	Vertical	274	1.50
5180MHz	Pass	PK	10.36204G	50.68	68.20	-17.52	3	Vertical	332	1.69
5180MHz	Pass	PK	15.53154G	53.91	74.00	-20.09	3	Vertical	274	1.50
5180MHz	Pass	AV	15.55332G	41.29	54.00	-12.71	3	Horizontal	132	1.18
5180MHz	Pass	PK	10.36372G	49.60	68.20	-18.60	3	Horizontal	112	1.83
5180MHz	Pass	PK	15.5508G	54.04	74.00	-19.96	3	Horizontal	132	1.18
5200MHz	Pass	AV	5.1496G	46.93	54.00	-7.07	3	Vertical	14	1.79
5200MHz	Pass	AV	5.1992G	102.67	Inf	-Inf	3	Vertical	14	1.79
5200MHz	Pass	PK	5.1492G	61.51	74.00	-12.49	3	Vertical	14	1.79
5200MHz	Pass	PK	5.1996G	114.96	Inf	-Inf	3	Vertical	14	1.79
5200MHz	Pass	AV	5.1316G	46.18	54.00	-7.82	3	Horizontal	312	2.25
5200MHz	Pass	AV	5.2008G	93.55	Inf	-Inf	3	Horizontal	312	2.25
5200MHz	Pass	PK	5.1328G	59.67	74.00	-14.33	3	Horizontal	312	2.25
5200MHz	Pass	PK	5.2028G	105.54	Inf	-Inf	3	Horizontal	312	2.25
5200MHz	Pass	AV	15.58572G	41.49	54.00	-12.51	3	Vertical	154	2.83
5200MHz	Pass	PK	10.39568G	50.01	68.20	-18.19	3	Vertical	196	1.50
5200MHz	Pass	PK	15.5955G	54.68	74.00	-19.32	3	Vertical	154	2.83
5200MHz	Pass	AV	15.58806G	41.54	54.00	-12.46	3	Horizontal	0	3.00
5200MHz	Pass	PK	10.4015G	49.86	68.20	-18.34	3	Horizontal	237	3.00
5200MHz	Pass	PK	15.61398G	53.97	74.00	-20.03	3	Horizontal	0	3.00
5240MHz	Pass	AV	5.141G	46.52	54.00	-7.48	3	Vertical	12	1.84
5240MHz	Pass	AV	5.2394G	101.09	Inf	-Inf	3	Vertical	12	1.84
5240MHz	Pass	AV	5.3714G	46.71	54.00	-7.29	3	Vertical	12	1.84
5240MHz	Pass	PK	5.1278G	59.46	74.00	-14.54	3	Vertical	12	1.84
5240MHz	Pass	PK	5.2418G	113.18	Inf	-Inf	3	Vertical	12	1.84
5240MHz	Pass	PK	5.35G	60.31	74.00	-13.69	3	Vertical	12	1.84
5240MHz	Pass	AV	5.1308G	46.06	54.00	-7.94	3	Horizontal	314	2.15
5240MHz	Pass	AV	5.2406G	91.99	Inf	-Inf	3	Horizontal	314	2.15
5240MHz	Pass	AV	5.35G	46.08	54.00	-7.92	3	Horizontal	314	2.15
5240MHz	Pass	PK	5.129G	60.14	74.00	-13.86	3	Horizontal	314	2.15
5240MHz	Pass	PK	5.2382G	103.89	Inf	-Inf	3	Horizontal	314	2.15
5240MHz	Pass	PK	5.3522G	59.08	74.00	-14.92	3	Horizontal	314	2.15
5240MHz	Pass	AV	15.72756G	41.59	54.00	-12.41	3	Vertical	261	1.50
5240MHz	Pass	PK	10.47886G	49.80	68.20	-18.40	3	Vertical	72	1.50
5240MHz	Pass	PK	15.7269G	54.76	74.00	-19.24	3	Vertical	261	1.50
5240MHz	Pass	AV	15.72276G	41.73	54.00	-12.27	3	Horizontal	107	1.56
5240MHz	Pass	PK	10.47124G	49.36	68.20	-18.84	3	Horizontal	130	2.31
5240MHz	Pass	PK	15.71046G	54.34	74.00	-19.66	3	Horizontal	107	1.56
5260MHz	Pass	AV	5.1406G	46.26	54.00	-7.74	3	Vertical	360	1.66
5260MHz	Pass	AV	5.2606G	102.35	Inf	-Inf	3	Vertical	360	1.66
5260MHz	Pass	AV	5.35G	46.96	54.00	-7.04	3	Vertical	360	1.66
5260MHz	Pass	PK	5.14G	59.14	74.00	-14.86	3	Vertical	360	1.66
5260MHz	Pass	PK	5.2606G	115.52	Inf	-Inf	3	Vertical	360	1.66
5260MHz	Pass	PK	5.3872G	60.27	74.00	-13.73	3	Vertical	360	1.66
5260MHz	Pass	AV	5.1334G	45.97	54.00	-8.03	3	Horizontal	313	1.98
5260MHz	Pass	AV	5.2606G	92.85	Inf	-Inf	3	Horizontal	313	1.98
5260MHz	Pass	AV	5.3662G	46.18	54.00	-7.82	3	Horizontal	313	1.98
5260MHz	Pass	PK	5.1322G	59.21	74.00	-14.79	3	Horizontal	313	1.98
5260MHz	Pass	PK	5.26G	105.55	Inf	-Inf	3	Horizontal	313	1.98
5260MHz	Pass	PK	5.4088G	59.67	74.00	-14.33	3	Horizontal	313	1.98
5260MHz	Pass	AV	15.76914G	42.09	54.00	-11.91	3	Vertical	50	1.50

Mode	Result	Type	Freq (Hz)	Level (dBuV/m)	Limit (dBuV/m)	Margin (dB)	Dist (m)	Condition	Azimuth (°)	Height (m)
5260MHz	Pass	PK	10.53368G	49.20	68.20	-19.00	3	Vertical	341	1.65
5260MHz	Pass	PK	15.76758G	54.82	74.00	-19.18	3	Vertical	50	1.50
5260MHz	Pass	AV	15.76968G	42.21	54.00	-11.79	3	Horizontal	149	1.50
5260MHz	Pass	PK	10.50872G	49.28	68.20	-18.92	3	Horizontal	272	1.97
5260MHz	Pass	PK	15.76866G	54.28	74.00	-19.72	3	Horizontal	149	1.50
5300MHz	Pass	AV	5.3008G	102.22	Inf	-Inf	3	Vertical	342	1.85
5300MHz	Pass	AV	5.3804G	47.81	54.00	-6.19	3	Vertical	342	1.85
5300MHz	Pass	PK	5.3028G	113.86	Inf	-Inf	3	Vertical	342	1.85
5300MHz	Pass	PK	5.3528G	62.66	74.00	-11.34	3	Vertical	342	1.85
5300MHz	Pass	AV	5.3008G	91.96	Inf	-Inf	3	Horizontal	312	2.16
5300MHz	Pass	AV	5.35G	46.21	54.00	-7.79	3	Horizontal	312	2.16
5300MHz	Pass	PK	5.3008G	104.16	Inf	-Inf	3	Horizontal	312	2.16
5300MHz	Pass	PK	5.3528G	60.00	74.00	-14.00	3	Horizontal	312	2.16
5300MHz	Pass	AV	10.6144G	37.34	54.00	-16.66	3	Vertical	249	1.50
5300MHz	Pass	AV	15.90798G	40.95	54.00	-13.05	3	Vertical	50	1.50
5300MHz	Pass	PK	10.612G	50.71	74.00	-23.29	3	Vertical	249	1.50
5300MHz	Pass	PK	15.89784G	53.00	74.00	-21.00	3	Vertical	50	1.50
5300MHz	Pass	AV	10.60954G	37.40	54.00	-16.60	3	Horizontal	299	1.50
5300MHz	Pass	AV	15.9102G	40.96	54.00	-13.04	3	Horizontal	322	2.04
5300MHz	Pass	PK	10.60018G	49.22	74.00	-24.78	3	Horizontal	299	1.50
5300MHz	Pass	PK	15.8883G	53.14	74.00	-20.86	3	Horizontal	322	2.04
5320MHz	Pass	AV	5.3208G	101.56	Inf	-Inf	3	Vertical	360	1.81
5320MHz	Pass	AV	5.351G	50.29	54.00	-3.71	3	Vertical	360	1.81
5320MHz	Pass	PK	5.3208G	113.88	Inf	-Inf	3	Vertical	360	1.81
5320MHz	Pass	PK	5.3506G	67.86	74.00	-6.14	3	Vertical	360	1.81
5320MHz	Pass	AV	5.3206G	91.85	Inf	-Inf	3	Horizontal	314	2.10
5320MHz	Pass	AV	5.3502G	46.68	54.00	-7.32	3	Horizontal	314	2.10
5320MHz	Pass	PK	5.318G	104.21	Inf	-Inf	3	Horizontal	314	2.10
5320MHz	Pass	PK	5.351G	60.03	74.00	-13.97	3	Horizontal	314	2.10
5320MHz	Pass	AV	10.64007G	37.35	54.00	-16.65	3	Vertical	73	1.30
5320MHz	Pass	AV	15.95869G	41.26	54.00	-12.74	3	Vertical	228	1.50
5320MHz	Pass	PK	10.63957G	49.75	74.00	-24.25	3	Vertical	73	1.30
5320MHz	Pass	PK	15.96181G	53.80	74.00	-20.20	3	Vertical	228	1.50
5320MHz	Pass	AV	10.64035G	37.25	54.00	-16.75	3	Horizontal	4	1.50
5320MHz	Pass	AV	15.96119G	41.29	54.00	-12.71	3	Horizontal	356	1.94
5320MHz	Pass	PK	10.63755G	51.46	74.00	-22.54	3	Horizontal	4	1.50
5320MHz	Pass	PK	15.95916G	53.68	74.00	-20.32	3	Horizontal	356	1.94
5500MHz	Pass	AV	5.4572G	46.92	54.00	-7.08	3	Vertical	12	1.70
5500MHz	Pass	AV	5.4994G	99.99	Inf	-Inf	3	Vertical	12	1.70
5500MHz	Pass	PK	5.4598G	62.90	74.00	-11.10	3	Vertical	12	1.70
5500MHz	Pass	PK	5.4688G	66.46	68.20	-1.74	3	Vertical	12	1.70
5500MHz	Pass	PK	5.4992G	112.21	Inf	-Inf	3	Vertical	12	1.70
5500MHz	Pass	AV	5.4578G	46.04	54.00	-7.96	3	Horizontal	314	1.75
5500MHz	Pass	AV	5.5006G	89.83	Inf	-Inf	3	Horizontal	314	1.75
5500MHz	Pass	PK	5.4504G	58.63	74.00	-15.37	3	Horizontal	314	1.75
5500MHz	Pass	PK	5.4678G	58.58	68.20	-9.62	3	Horizontal	314	1.75
5500MHz	Pass	PK	5.5008G	102.23	Inf	-Inf	3	Horizontal	314	1.75
5500MHz	Pass	AV	10.99999G	37.48	54.00	-16.52	3	Vertical	293	1.58
5500MHz	Pass	PK	10.99754G	50.15	74.00	-23.85	3	Vertical	293	1.58
5500MHz	Pass	PK	16.49858G	54.00	68.20	-14.20	3	Vertical	202	1.50
5500MHz	Pass	AV	11.00018G	37.54	54.00	-16.46	3	Horizontal	332	1.50
5500MHz	Pass	PK	10.99785G	50.44	74.00	-23.56	3	Horizontal	332	1.50
5500MHz	Pass	PK	16.50062G	54.03	68.20	-14.17	3	Horizontal	172	1.00
5580MHz	Pass	AV	5.4528G	46.30	54.00	-7.70	3	Vertical	12	1.50
5580MHz	Pass	AV	5.5794G	101.86	Inf	-Inf	3	Vertical	12	1.50
5580MHz	Pass	PK	5.4414G	59.56	74.00	-14.44	3	Vertical	12	1.50
5580MHz	Pass	PK	5.466G	59.80	68.20	-8.40	3	Vertical	12	1.50
5580MHz	Pass	PK	5.5818G	114.38	Inf	-Inf	3	Vertical	12	1.50
5580MHz	Pass	PK	5.7252G	59.73	68.20	-8.47	3	Vertical	12	1.50
5580MHz	Pass	AV	5.4384G	45.85	54.00	-8.15	3	Horizontal	0	1.16
5580MHz	Pass	AV	5.5794G	90.28	Inf	-Inf	3	Horizontal	0	1.16
5580MHz	Pass	PK	5.4456G	58.96	74.00	-15.04	3	Horizontal	0	1.16

Mode	Result	Type	Freq (Hz)	Level (dBuV/m)	Limit (dBuV/m)	Margin (dB)	Dist (m)	Condition	Azimuth (°)	Height (m)
5580MHz	Pass	PK	5.4648G	58.58	68.20	-9.62	3	Horizontal	0	1.16
5580MHz	Pass	PK	5.5794G	101.76	Inf	-Inf	3	Horizontal	0	1.16
5580MHz	Pass	PK	5.7264G	59.14	68.20	-9.06	3	Horizontal	0	1.16
5580MHz	Pass	AV	11.1621G	37.79	54.00	-16.21	3	Vertical	292	1.50
5580MHz	Pass	PK	11.16082G	51.19	74.00	-22.81	3	Vertical	292	1.50
5580MHz	Pass	PK	16.73991G	55.55	68.20	-12.65	3	Vertical	112	1.00
5580MHz	Pass	AV	11.16191G	37.81	54.00	-16.19	3	Horizontal	360	1.50
5580MHz	Pass	PK	11.15852G	50.34	74.00	-23.66	3	Horizontal	360	1.50
5580MHz	Pass	PK	16.73886G	55.87	68.20	-12.33	3	Horizontal	20	1.26
5700MHz	Pass	AV	5.6992G	101.17	Inf	-Inf	3	Vertical	13	1.50
5700MHz	Pass	PK	5.7016G	113.83	Inf	-Inf	3	Vertical	13	1.50
5700MHz	Pass	PK	5.7252G	67.12	68.20	-1.08	3	Vertical	13	1.50
5700MHz	Pass	AV	5.7008G	90.15	Inf	-Inf	3	Horizontal	174	1.48
5700MHz	Pass	PK	5.7008G	102.24	Inf	-Inf	3	Horizontal	174	1.48
5700MHz	Pass	PK	5.7252G	60.33	68.20	-7.87	3	Horizontal	174	1.48
5700MHz	Pass	AV	11.39829G	39.30	54.00	-14.70	3	Vertical	360	1.50
5700MHz	Pass	PK	11.39977G	51.80	74.00	-22.20	3	Vertical	360	1.50
5700MHz	Pass	PK	17.09941G	53.97	68.20	-14.23	3	Vertical	94	2.61
5700MHz	Pass	AV	11.39914G	39.18	54.00	-14.82	3	Horizontal	237	2.70
5700MHz	Pass	PK	11.40096G	52.41	74.00	-21.59	3	Horizontal	237	2.70
5700MHz	Pass	PK	17.09831G	54.09	68.20	-14.11	3	Horizontal	44	1.50
5745MHz	Pass	AV	5.4582G	45.74	54.00	-8.26	3	Vertical	12	1.56
5745MHz	Pass	AV	5.7438G	102.37	Inf	-Inf	3	Vertical	12	1.56
5745MHz	Pass	PK	5.5446G	59.50	68.20	-8.70	3	Vertical	12	1.56
5745MHz	Pass	PK	5.7462G	113.72	Inf	-Inf	3	Vertical	12	1.56
5745MHz	Pass	PK	6.0402G	61.46	68.20	-6.74	3	Vertical	12	1.56
5745MHz	Pass	AV	5.4522G	45.78	54.00	-8.22	3	Horizontal	174	1.49
5745MHz	Pass	AV	5.7462G	91.14	Inf	-Inf	3	Horizontal	174	1.49
5745MHz	Pass	PK	5.6166G	58.96	68.20	-9.24	3	Horizontal	174	1.49
5745MHz	Pass	PK	5.745G	103.36	Inf	-Inf	3	Horizontal	174	1.49
5745MHz	Pass	PK	5.9574G	60.86	68.20	-7.34	3	Horizontal	174	1.49
5745MHz	Pass	AV	11.49162G	38.24	54.00	-15.76	3	Vertical	360	1.50
5745MHz	Pass	PK	11.49056G	50.62	74.00	-23.38	3	Vertical	360	1.50
5745MHz	Pass	PK	17.23555G	54.05	68.20	-14.15	3	Vertical	275	1.79
5745MHz	Pass	AV	11.49214G	38.18	54.00	-15.82	3	Horizontal	0	1.50
5745MHz	Pass	PK	11.48935G	50.68	74.00	-23.32	3	Horizontal	0	1.50
5745MHz	Pass	PK	17.234G	54.82	68.20	-13.38	3	Horizontal	311	1.50
5785MHz	Pass	AV	5.7838G	102.69	Inf	-Inf	3	Vertical	12	1.66
5785MHz	Pass	PK	5.5966G	59.97	68.20	-8.23	3	Vertical	12	1.66
5785MHz	Pass	PK	5.7838G	114.16	Inf	-Inf	3	Vertical	12	1.66
5785MHz	Pass	PK	5.941G	61.03	68.20	-7.17	3	Vertical	12	1.66
5785MHz	Pass	AV	5.7862G	91.61	Inf	-Inf	3	Horizontal	175	2.72
5785MHz	Pass	PK	5.5102G	59.80	68.20	-8.40	3	Horizontal	175	2.72
5785MHz	Pass	PK	5.7826G	103.20	Inf	-Inf	3	Horizontal	175	2.72
5785MHz	Pass	PK	6.0646G	61.85	68.20	-6.35	3	Horizontal	175	2.72
5785MHz	Pass	AV	11.57234G	37.56	54.00	-16.44	3	Vertical	360	1.70
5785MHz	Pass	PK	11.5682G	50.78	74.00	-23.22	3	Vertical	360	1.70
5785MHz	Pass	PK	17.35438G	55.79	68.20	-12.41	3	Vertical	279	2.99
5785MHz	Pass	AV	11.57204G	37.66	54.00	-16.34	3	Horizontal	150	1.45
5785MHz	Pass	PK	11.56902G	50.24	74.00	-23.76	3	Horizontal	150	1.45
5785MHz	Pass	PK	17.35395G	55.66	68.20	-12.54	3	Horizontal	356	1.50
5825MHz	Pass	AV	5.8238G	102.62	Inf	-Inf	3	Vertical	355	1.50
5825MHz	Pass	PK	5.567G	59.16	68.20	-9.04	3	Vertical	355	1.50
5825MHz	Pass	PK	5.8238G	114.99	Inf	-Inf	3	Vertical	355	1.50
5825MHz	Pass	PK	6.0374G	61.42	68.20	-6.78	3	Vertical	355	1.50
5825MHz	Pass	AV	5.8238G	91.00	Inf	-Inf	3	Horizontal	302	1.68
5825MHz	Pass	PK	5.6234G	59.70	68.20	-8.50	3	Horizontal	302	1.68
5825MHz	Pass	PK	5.8226G	102.03	Inf	-Inf	3	Horizontal	302	1.68
5825MHz	Pass	PK	5.9966G	61.15	68.20	-7.05	3	Horizontal	302	1.68
5825MHz	Pass	AV	11.65088G	38.31	54.00	-15.69	3	Vertical	115	1.72
5825MHz	Pass	PK	11.6497G	51.27	74.00	-22.73	3	Vertical	115	1.72
5825MHz	Pass	PK	17.47469G	55.27	68.20	-12.93	3	Vertical	92	1.50

Mode	Result	Type	Freq (Hz)	Level (dBuV/m)	Limit (dBuV/m)	Margin (dB)	Dist (m)	Condition	Azimuth (°)	Height (m)
5825MHz	Pass	AV	11.65195G	38.25	54.00	-15.75	3	Horizontal	339	2.76
5825MHz	Pass	PK	11.65169G	51.28	74.00	-22.72	3	Horizontal	339	2.76
5825MHz	Pass	PK	17.4752G	55.41	68.20	-12.79	3	Horizontal	179	1.50
802.11ax HEW40_Nss1,(MCS0)_2TX	-	-	-	-	-	-	-	-	-	-
5190MHz	Pass	AV	5.15G	52.58	54.00	-1.42	3	Vertical	12	1.77
5190MHz	Pass	AV	5.1944G	93.61	Inf	-Inf	3	Vertical	12	1.77
5190MHz	Pass	PK	5.1476G	69.36	74.00	-4.64	3	Vertical	12	1.77
5190MHz	Pass	PK	5.1968G	107.95	Inf	-Inf	3	Vertical	12	1.77
5190MHz	Pass	AV	5.15G	46.80	54.00	-7.20	3	Horizontal	312	2.12
5190MHz	Pass	AV	5.1828G	84.39	Inf	-Inf	3	Horizontal	312	2.12
5190MHz	Pass	PK	5.1484G	60.83	74.00	-13.17	3	Horizontal	312	2.12
5190MHz	Pass	PK	5.198G	98.74	Inf	-Inf	3	Horizontal	312	2.12
5190MHz	Pass	AV	15.56811G	41.59	54.00	-12.41	3	Vertical	265	2.96
5190MHz	Pass	PK	10.37937G	50.44	68.20	-17.76	3	Vertical	52	2.45
5190MHz	Pass	PK	15.57032G	55.01	74.00	-18.99	3	Vertical	265	2.96
5190MHz	Pass	AV	15.56885G	41.79	54.00	-12.21	3	Horizontal	308	2.53
5190MHz	Pass	PK	10.38241G	50.79	68.20	-17.41	3	Horizontal	40	1.50
5190MHz	Pass	PK	15.57111G	54.31	74.00	-19.69	3	Horizontal	308	2.53
5230MHz	Pass	AV	5.1484G	47.78	54.00	-6.22	3	Vertical	28	1.88
5230MHz	Pass	AV	5.2252G	96.83	Inf	-Inf	3	Vertical	28	1.88
5230MHz	Pass	PK	5.15G	63.82	74.00	-10.18	3	Vertical	28	1.88
5230MHz	Pass	PK	5.2272G	110.62	Inf	-Inf	3	Vertical	28	1.88
5230MHz	Pass	AV	5.1372G	46.05	54.00	-7.95	3	Horizontal	314	2.00
5230MHz	Pass	AV	5.2232G	87.90	Inf	-Inf	3	Horizontal	314	2.00
5230MHz	Pass	PK	5.1356G	60.08	74.00	-13.92	3	Horizontal	314	2.00
5230MHz	Pass	PK	5.2152G	101.15	Inf	-Inf	3	Horizontal	314	2.00
5230MHz	Pass	AV	15.68874G	41.46	54.00	-12.54	3	Vertical	252	1.50
5230MHz	Pass	PK	10.46017G	50.41	68.20	-17.79	3	Vertical	4	1.50
5230MHz	Pass	PK	15.68781G	53.74	74.00	-20.26	3	Vertical	252	1.50
5230MHz	Pass	AV	15.6878G	41.46	54.00	-12.54	3	Horizontal	259	1.50
5230MHz	Pass	PK	10.46233G	51.62	68.20	-16.58	3	Horizontal	254	1.00
5230MHz	Pass	PK	15.68762G	54.57	74.00	-19.43	3	Horizontal	259	1.50
5270MHz	Pass	AV	5.2656G	97.01	Inf	-Inf	3	Vertical	0	1.84
5270MHz	Pass	AV	5.3524G	47.90	54.00	-6.10	3	Vertical	0	1.84
5270MHz	Pass	PK	5.2708G	110.42	Inf	-Inf	3	Vertical	0	1.84
5270MHz	Pass	PK	5.356G	63.71	74.00	-10.29	3	Vertical	0	1.84
5270MHz	Pass	AV	5.278G	87.87	Inf	-Inf	3	Horizontal	313	2.01
5270MHz	Pass	AV	5.3552G	46.23	54.00	-7.77	3	Horizontal	313	2.01
5270MHz	Pass	PK	5.278G	101.00	Inf	-Inf	3	Horizontal	313	2.01
5270MHz	Pass	PK	5.3504G	59.13	74.00	-14.87	3	Horizontal	313	2.01
5270MHz	Pass	AV	15.80764G	41.89	54.00	-12.11	3	Vertical	81	2.61
5270MHz	Pass	PK	10.54013G	50.62	68.20	-17.58	3	Vertical	333	2.16
5270MHz	Pass	PK	15.81019G	54.91	74.00	-19.09	3	Vertical	81	2.61
5270MHz	Pass	AV	15.80928G	41.86	54.00	-12.14	3	Horizontal	207	2.02
5270MHz	Pass	PK	10.54219G	50.31	68.20	-17.89	3	Horizontal	169	1.50
5270MHz	Pass	PK	15.81113G	55.00	74.00	-19.00	3	Horizontal	207	2.02
5310MHz	Pass	AV	5.3248G	94.45	Inf	-Inf	3	Vertical	9	1.72
5310MHz	Pass	AV	5.35G	52.34	54.00	-1.66	3	Vertical	9	1.72
5310MHz	Pass	PK	5.3272G	108.54	Inf	-Inf	3	Vertical	9	1.72
5310MHz	Pass	PK	5.3524G	69.34	74.00	-4.66	3	Vertical	9	1.72
5310MHz	Pass	AV	5.3232G	84.38	Inf	-Inf	3	Horizontal	313	2.10
5310MHz	Pass	AV	5.3532G	47.34	54.00	-6.66	3	Horizontal	313	2.10
5310MHz	Pass	PK	5.3232G	98.79	Inf	-Inf	3	Horizontal	313	2.10
5310MHz	Pass	PK	5.3508G	61.79	74.00	-12.21	3	Horizontal	313	2.10
5310MHz	Pass	AV	10.6223G	37.70	54.00	-16.30	3	Vertical	279	1.50
5310MHz	Pass	AV	15.93234G	41.84	54.00	-12.16	3	Vertical	146	2.59
5310MHz	Pass	PK	10.61988G	50.63	74.00	-23.37	3	Vertical	279	1.50
5310MHz	Pass	PK	15.93205G	54.42	74.00	-19.58	3	Vertical	146	2.59
5310MHz	Pass	AV	10.62096G	37.86	54.00	-16.14	3	Horizontal	237	2.40
5310MHz	Pass	AV	15.93163G	41.91	54.00	-12.09	3	Horizontal	175	2.00
5310MHz	Pass	PK	10.62097G	50.02	74.00	-23.98	3	Horizontal	237	2.40
5310MHz	Pass	PK	15.93028G	54.82	74.00	-19.18	3	Horizontal	175	2.00

Mode	Result	Type	Freq (Hz)	Level (dBuV/m)	Limit (dBuV/m)	Margin (dB)	Dist (m)	Condition	Azimuth (°)	Height (m)
5510MHz	Pass	AV	5.4596G	47.55	54.00	-6.45	3	Vertical	10	1.82
5510MHz	Pass	AV	5.5048G	92.79	Inf	-Inf	3	Vertical	10	1.82
5510MHz	Pass	PK	5.4592G	64.07	74.00	-9.93	3	Vertical	10	1.82
5510MHz	Pass	PK	5.4644G	66.95	68.20	-1.25	3	Vertical	10	1.82
5510MHz	Pass	PK	5.5024G	106.20	Inf	-Inf	3	Vertical	10	1.82
5510MHz	Pass	AV	5.458G	46.15	54.00	-7.85	3	Horizontal	313	1.90
5510MHz	Pass	AV	5.5008G	82.92	Inf	-Inf	3	Horizontal	313	1.90
5510MHz	Pass	PK	5.4328G	58.99	74.00	-15.01	3	Horizontal	313	1.90
5510MHz	Pass	PK	5.466G	61.31	68.20	-6.89	3	Horizontal	313	1.90
5510MHz	Pass	PK	5.4956G	96.83	Inf	-Inf	3	Horizontal	313	1.90
5510MHz	Pass	AV	11.02034G	37.93	54.00	-16.07	3	Vertical	347	1.00
5510MHz	Pass	PK	11.022G	50.70	74.00	-23.30	3	Vertical	347	1.00
5510MHz	Pass	PK	16.53043G	55.18	68.20	-13.02	3	Vertical	66	2.68
5510MHz	Pass	AV	11.02019G	37.81	54.00	-16.19	3	Horizontal	360	2.54
5510MHz	Pass	PK	11.01895G	51.67	74.00	-22.33	3	Horizontal	360	2.54
5510MHz	Pass	PK	16.52899G	54.24	68.20	-13.96	3	Horizontal	73	1.97
5550MHz	Pass	AV	5.4596G	48.59	54.00	-5.41	3	Vertical	11	1.77
5550MHz	Pass	AV	5.552G	97.26	Inf	-Inf	3	Vertical	11	1.77
5550MHz	Pass	PK	5.45G	66.00	74.00	-8.00	3	Vertical	11	1.77
5550MHz	Pass	PK	5.4696G	66.55	68.20	-1.65	3	Vertical	11	1.77
5550MHz	Pass	PK	5.5444G	111.14	Inf	-Inf	3	Vertical	11	1.77
5550MHz	Pass	AV	5.4556G	46.09	54.00	-7.91	3	Horizontal	314	1.83
5550MHz	Pass	AV	5.5656G	86.75	Inf	-Inf	3	Horizontal	314	1.83
5550MHz	Pass	PK	5.4584G	59.72	74.00	-14.28	3	Horizontal	314	1.83
5550MHz	Pass	PK	5.4616G	60.61	68.20	-7.59	3	Horizontal	314	1.83
5550MHz	Pass	PK	5.5632G	100.38	Inf	-Inf	3	Horizontal	314	1.83
5550MHz	Pass	AV	11.102G	38.33	54.00	-15.67	3	Vertical	173	1.03
5550MHz	Pass	PK	11.10035G	51.30	74.00	-22.70	3	Vertical	173	1.03
5550MHz	Pass	PK	16.65182G	55.51	68.20	-12.69	3	Vertical	34	2.14
5550MHz	Pass	AV	11.09915G	38.48	54.00	-15.52	3	Horizontal	190	1.70
5550MHz	Pass	PK	11.09831G	51.31	74.00	-22.69	3	Horizontal	190	1.70
5550MHz	Pass	PK	16.65031G	54.53	68.20	-13.67	3	Horizontal	79	1.88
5670MHz	Pass	AV	5.6838G	96.97	Inf	-Inf	3	Vertical	11	1.50
5670MHz	Pass	PK	5.6838G	110.15	Inf	-Inf	3	Vertical	11	1.50
5670MHz	Pass	PK	5.727G	66.66	68.20	-1.54	3	Vertical	11	1.50
5670MHz	Pass	AV	5.6658G	85.57	Inf	-Inf	3	Horizontal	173	1.63
5670MHz	Pass	PK	5.673G	98.86	Inf	-Inf	3	Horizontal	173	1.63
5670MHz	Pass	PK	5.7684G	60.69	68.20	-7.51	3	Horizontal	173	1.63
5670MHz	Pass	AV	11.33773G	38.49	54.00	-15.51	3	Vertical	79	2.61
5670MHz	Pass	PK	11.33889G	51.77	74.00	-22.23	3	Vertical	79	2.61
5670MHz	Pass	PK	17.00878G	55.06	68.20	-13.14	3	Vertical	79	1.50
5670MHz	Pass	AV	11.33821G	38.54	54.00	-15.46	3	Horizontal	79	1.22
5670MHz	Pass	PK	11.33954G	51.66	74.00	-22.34	3	Horizontal	79	1.22
5670MHz	Pass	PK	17.01066G	54.75	68.20	-13.45	3	Horizontal	61	1.00
5755MHz	Pass	AV	5.455G	46.07	54.00	-7.93	3	Vertical	12	1.50
5755MHz	Pass	AV	5.761G	97.59	Inf	-Inf	3	Vertical	12	1.50
5755MHz	Pass	PK	5.6158G	60.91	68.20	-7.29	3	Vertical	12	1.50
5755MHz	Pass	PK	5.7646G	111.02	Inf	-Inf	3	Vertical	12	1.50
5755MHz	Pass	PK	5.9554G	61.87	68.20	-6.33	3	Vertical	12	1.50
5755MHz	Pass	AV	5.4598G	45.89	54.00	-8.11	3	Horizontal	173	1.69
5755MHz	Pass	AV	5.7502G	86.38	Inf	-Inf	3	Horizontal	173	1.69
5755MHz	Pass	PK	5.6386G	59.46	68.20	-8.74	3	Horizontal	173	1.69
5755MHz	Pass	PK	5.7598G	99.45	Inf	-Inf	3	Horizontal	173	1.69
5755MHz	Pass	PK	5.9506G	61.05	68.20	-7.15	3	Horizontal	173	1.69
5755MHz	Pass	AV	11.50865G	38.23	54.00	-15.77	3	Vertical	231	2.21
5755MHz	Pass	PK	11.50834G	50.82	74.00	-23.18	3	Vertical	231	2.21
5755MHz	Pass	PK	17.26537G	55.34	68.20	-12.86	3	Vertical	190	1.50
5755MHz	Pass	AV	11.5111G	38.13	54.00	-15.87	3	Horizontal	30	1.50
5755MHz	Pass	PK	11.50835G	51.00	74.00	-23.00	3	Horizontal	30	1.50
5755MHz	Pass	PK	17.26716G	54.27	68.20	-13.93	3	Horizontal	288	1.50
5795MHz	Pass	AV	5.789G	98.22	Inf	-Inf	3	Vertical	355	1.74
5795MHz	Pass	PK	5.6294G	59.63	68.20	-8.57	3	Vertical	355	1.74

Mode	Result	Type	Freq (Hz)	Level (dBuV/m)	Limit (dBuV/m)	Margin (dB)	Dist (m)	Condition	Azimuth (°)	Height (m)
5795MHz	Pass	PK	5.7914G	110.80	Inf	-Inf	3	Vertical	355	1.74
5795MHz	Pass	PK	5.9666G	61.12	68.20	-7.08	3	Vertical	355	1.74
5795MHz	Pass	AV	5.7902G	86.88	Inf	-Inf	3	Horizontal	302	1.78
5795MHz	Pass	PK	5.6162G	59.12	68.20	-9.08	3	Horizontal	302	1.78
5795MHz	Pass	PK	5.789G	99.72	Inf	-Inf	3	Horizontal	302	1.78
5795MHz	Pass	PK	6.0758G	61.16	68.20	-7.04	3	Horizontal	302	1.78
5795MHz	Pass	AV	11.58917G	37.52	54.00	-16.48	3	Vertical	78	1.50
5795MHz	Pass	PK	11.58827G	49.98	74.00	-24.02	3	Vertical	78	1.50
5795MHz	Pass	PK	17.38392G	55.80	68.20	-12.40	3	Vertical	210	1.50
5795MHz	Pass	AV	11.59199G	37.63	54.00	-16.37	3	Horizontal	334	1.00
5795MHz	Pass	PK	11.59009G	50.32	74.00	-23.68	3	Horizontal	334	1.00
5795MHz	Pass	PK	17.38505G	55.96	68.20	-12.24	3	Horizontal	155	1.07
802.11ax HEW80_Nss1,(MCS0)_2TX	-	-	-	-	-	-	-	-	-	-
5210MHz	Pass	AV	5.15G	52.79	54.00	-1.21	3	Vertical	11	2.07
5210MHz	Pass	AV	5.222G	92.03	Inf	-Inf	3	Vertical	11	2.07
5210MHz	Pass	AV	5.403G	49.29	54.00	-4.71	3	Vertical	11	2.07
5210MHz	Pass	PK	5.148G	65.17	74.00	-8.83	3	Vertical	11	2.07
5210MHz	Pass	PK	5.197G	103.60	Inf	-Inf	3	Vertical	11	2.07
5210MHz	Pass	PK	5.366G	60.06	74.00	-13.94	3	Vertical	11	2.07
5210MHz	Pass	AV	5.016G	49.10	54.00	-4.90	3	Horizontal	315	2.00
5210MHz	Pass	AV	5.22G	82.86	Inf	-Inf	3	Horizontal	315	2.00
5210MHz	Pass	AV	5.438G	48.54	54.00	-5.46	3	Horizontal	315	2.00
5210MHz	Pass	PK	5.043G	59.84	74.00	-14.16	3	Horizontal	315	2.00
5210MHz	Pass	PK	5.223G	94.45	Inf	-Inf	3	Horizontal	315	2.00
5210MHz	Pass	PK	5.457G	58.87	74.00	-15.13	3	Horizontal	315	2.00
5210MHz	Pass	AV	15.62881G	44.16	54.00	-9.84	3	Vertical	224	1.50
5210MHz	Pass	PK	10.42165G	51.33	68.20	-16.87	3	Vertical	273	1.29
5210MHz	Pass	PK	15.62785G	54.63	74.00	-19.37	3	Vertical	224	1.50
5210MHz	Pass	AV	15.62756G	43.96	54.00	-10.04	3	Horizontal	213	2.87
5210MHz	Pass	PK	10.42055G	50.95	68.20	-17.25	3	Horizontal	22	1.50
5210MHz	Pass	PK	15.62952G	54.68	74.00	-19.32	3	Horizontal	213	2.87
5290MHz	Pass	AV	5.112G	48.72	54.00	-5.28	3	Vertical	3	1.84
5290MHz	Pass	AV	5.303G	91.67	Inf	-Inf	3	Vertical	3	1.84
5290MHz	Pass	AV	5.351G	52.07	54.00	-1.93	3	Vertical	3	1.84
5290MHz	Pass	PK	5.044G	59.18	74.00	-14.82	3	Vertical	3	1.84
5290MHz	Pass	PK	5.288G	101.92	Inf	-Inf	3	Vertical	3	1.84
5290MHz	Pass	PK	5.352G	63.04	74.00	-10.96	3	Vertical	3	1.84
5290MHz	Pass	PK	5.483G	59.87	68.20	-8.33	3	Vertical	3	1.84
5290MHz	Pass	AV	5.146G	48.50	54.00	-5.50	3	Horizontal	314	2.04
5290MHz	Pass	AV	5.278G	82.47	Inf	-Inf	3	Horizontal	314	2.04
5290MHz	Pass	AV	5.353G	49.03	54.00	-4.97	3	Horizontal	314	2.04
5290MHz	Pass	PK	5.135G	59.01	74.00	-14.99	3	Horizontal	314	2.04
5290MHz	Pass	PK	5.278G	94.10	Inf	-Inf	3	Horizontal	314	2.04
5290MHz	Pass	PK	5.429G	59.32	74.00	-14.68	3	Horizontal	314	2.04
5290MHz	Pass	PK	5.482G	58.75	68.20	-9.45	3	Horizontal	314	2.04
5290MHz	Pass	AV	15.87244G	43.51	54.00	-10.49	3	Vertical	189	1.50
5290MHz	Pass	PK	10.58224G	51.77	68.20	-16.43	3	Vertical	61	1.82
5290MHz	Pass	PK	15.87001G	53.81	74.00	-20.19	3	Vertical	189	1.50
5290MHz	Pass	AV	15.86979G	43.71	54.00	-10.29	3	Horizontal	301	1.45
5290MHz	Pass	PK	10.57808G	50.69	68.20	-17.51	3	Horizontal	190	2.92
5290MHz	Pass	PK	15.8685G	54.33	74.00	-19.67	3	Horizontal	301	1.45
5530MHz	Pass	AV	5.35G	48.72	54.00	-5.28	3	Vertical	11	1.66
5530MHz	Pass	AV	5.455G	52.48	54.00	-1.52	3	Vertical	11	1.66
5530MHz	Pass	AV	5.544G	91.48	Inf	-Inf	3	Vertical	11	1.66
5530MHz	Pass	PK	5.3G	59.63	68.20	-8.57	3	Vertical	11	1.66
5530MHz	Pass	PK	5.457G	64.16	74.00	-9.84	3	Vertical	11	1.66
5530MHz	Pass	PK	5.47G	65.41	68.20	-2.79	3	Vertical	11	1.66
5530MHz	Pass	PK	5.557G	102.40	Inf	-Inf	3	Vertical	11	1.66
5530MHz	Pass	PK	5.769G	60.74	68.20	-7.46	3	Vertical	11	1.66
5530MHz	Pass	AV	5.35G	47.54	54.00	-6.46	3	Horizontal	314	1.91
5530MHz	Pass	AV	5.456G	49.06	54.00	-4.94	3	Horizontal	314	1.91
5530MHz	Pass	AV	5.501G	81.10	Inf	-Inf	3	Horizontal	314	1.91

Mode	Result	Type	Freq (Hz)	Level (dBuV/m)	Limit (dBuV/m)	Margin (dB)	Dist (m)	Condition	Azimuth (°)	Height (m)
5530MHz	Pass	PK	5.343G	59.29	68.20	-8.91	3	Horizontal	314	1.91
5530MHz	Pass	PK	5.457G	59.28	74.00	-14.72	3	Horizontal	314	1.91
5530MHz	Pass	PK	5.461G	58.95	68.20	-9.25	3	Horizontal	314	1.91
5530MHz	Pass	PK	5.546G	92.00	Inf	-Inf	3	Horizontal	314	1.91
5530MHz	Pass	PK	5.773G	59.43	68.20	-8.77	3	Horizontal	314	1.91
5530MHz	Pass	AV	11.06206G	40.75	54.00	-13.25	3	Vertical	294	1.00
5530MHz	Pass	PK	11.06059G	51.00	74.00	-23.00	3	Vertical	294	1.00
5530MHz	Pass	PK	16.59176G	54.20	68.20	-14.00	3	Vertical	107	1.50
5530MHz	Pass	AV	11.06071G	40.36	54.00	-13.64	3	Horizontal	291	2.72
5530MHz	Pass	PK	11.0606G	51.03	74.00	-22.97	3	Horizontal	291	2.72
5530MHz	Pass	PK	16.59043G	53.93	68.20	-14.27	3	Horizontal	177	2.05
5610MHz	Pass	AV	5.452G	51.74	54.00	-2.26	3	Vertical	336	1.50
5610MHz	Pass	AV	5.602G	95.73	Inf	-Inf	3	Vertical	336	1.50
5610MHz	Pass	PK	5.447G	63.16	74.00	-10.84	3	Vertical	336	1.50
5610MHz	Pass	PK	5.47G	63.38	68.20	-4.82	3	Vertical	336	1.50
5610MHz	Pass	PK	5.621G	106.41	Inf	-Inf	3	Vertical	336	1.50
5610MHz	Pass	PK	5.727G	64.62	68.20	-3.58	3	Vertical	336	1.50
5610MHz	Pass	AV	5.406G	48.55	54.00	-5.45	3	Horizontal	312	1.90
5610MHz	Pass	AV	5.618G	85.54	Inf	-Inf	3	Horizontal	312	1.90
5610MHz	Pass	PK	5.455G	59.53	74.00	-14.47	3	Horizontal	312	1.90
5610MHz	Pass	PK	5.465G	58.92	68.20	-9.28	3	Horizontal	312	1.90
5610MHz	Pass	PK	5.608G	97.43	Inf	-Inf	3	Horizontal	312	1.90
5610MHz	Pass	PK	5.812G	59.90	68.20	-8.30	3	Horizontal	312	1.90
5610MHz	Pass	AV	11.25456G	47.53	54.00	-6.47	3	Vertical	330	2.79
5610MHz	Pass	PK	11.27904G	57.70	74.00	-16.30	3	Vertical	330	2.79
5610MHz	Pass	PK	16.77696G	61.32	68.20	-6.88	3	Vertical	130	2.04
5610MHz	Pass	AV	11.27112G	47.41	54.00	-6.59	3	Horizontal	91	1.50
5610MHz	Pass	PK	11.18784G	57.09	74.00	-16.91	3	Horizontal	91	1.50
5610MHz	Pass	PK	16.7748G	60.13	68.20	-8.07	3	Horizontal	192	1.35
5775MHz	Pass	AV	5.7642G	96.66	Inf	-Inf	3	Vertical	10	1.55
5775MHz	Pass	PK	5.6442G	64.96	68.20	-3.24	3	Vertical	10	1.55
5775MHz	Pass	PK	5.7846G	108.05	Inf	-Inf	3	Vertical	10	1.55
5775MHz	Pass	PK	5.9634G	64.43	68.20	-3.77	3	Vertical	10	1.55
5775MHz	Pass	AV	5.7846G	86.59	Inf	-Inf	3	Horizontal	301	1.78
5775MHz	Pass	PK	5.5734G	59.24	68.20	-8.96	3	Horizontal	301	1.78
5775MHz	Pass	PK	5.7822G	97.49	Inf	-Inf	3	Horizontal	301	1.78
5775MHz	Pass	PK	5.9502G	61.29	68.20	-6.91	3	Horizontal	301	1.78
5775MHz	Pass	AV	11.586G	47.22	54.00	-6.78	3	Vertical	261	1.50
5775MHz	Pass	PK	11.5668G	56.79	74.00	-17.21	3	Vertical	261	1.50
5775MHz	Pass	PK	17.36892G	60.72	68.20	-7.48	3	Vertical	206	1.72
5775MHz	Pass	AV	11.57712G	47.11	54.00	-6.89	3	Horizontal	24	1.28
5775MHz	Pass	PK	11.52192G	56.52	74.00	-17.48	3	Horizontal	24	1.28
5775MHz	Pass	PK	17.35788G	60.55	68.20	-7.65	3	Horizontal	333	2.67

5.15-5.25GHz_802.11a_Nss1,(6Mbps)_2TX

5180MHz_TX

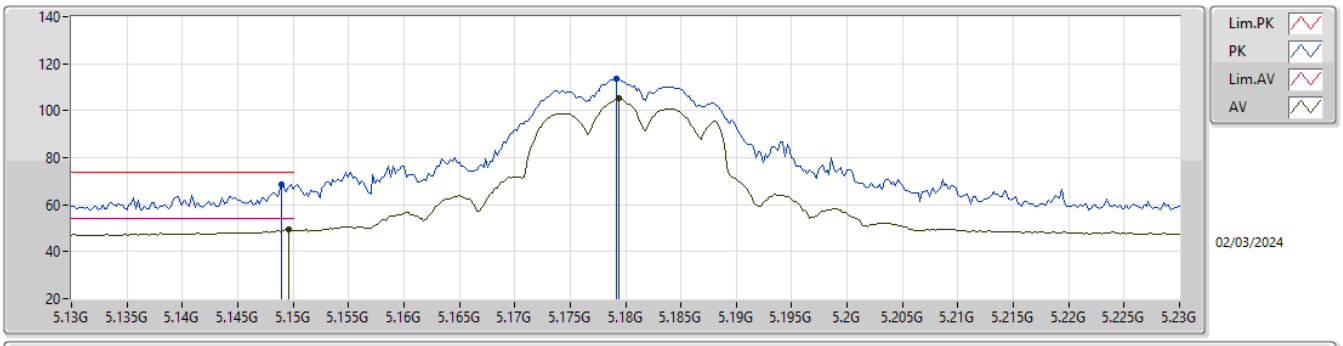

Type	Freq	Level	Limit	Margin	Factor	Dist	Condition	Azimuth	Height	Raw	AF	CL	PA
	(Hz)	(dBuV/m)	(dBuV/m)	(dB)	(dB)	(m)		(°)	(m)	(dBuV)	(dB)	(dB)	(dB)
AV	5.1496G	49.36	54.00	-4.64	6.92	3	Vertical	32	1.81	42.44	32.80	8.08	33.96
AV	5.1794G	105.14	Inf	-Inf	7.02	3	Vertical	32	1.81	98.12	32.86	8.11	33.95
PK	5.149G	68.81	74.00	-5.19	6.92	3	Vertical	32	1.81	61.89	32.80	8.08	33.96
PK	5.1792G	113.74	Inf	-Inf	7.02	3	Vertical	32	1.81	106.72	32.86	8.11	33.95

5.15-5.25GHz_802.11a_Nss1,(6Mbps)_2TX

5180MHz_TX

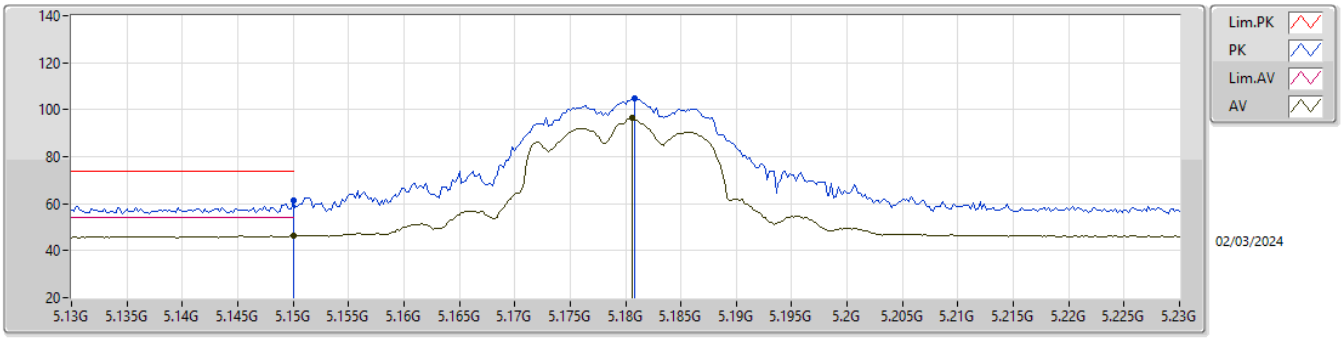

Type	Freq	Level	Limit	Margin	Factor	Dist	Condition	Azimuth	Height	Raw	AF	CL	PA
	(Hz)	(dBuV/m)	(dBuV/m)	(dB)	(dB)	(m)		(°)	(m)	(dBuV)	(dB)	(dB)	(dB)
AV	5.15G	46.46	54.00	-7.54	6.92	3	Horizontal	314	2.14	39.54	32.80	8.08	33.96
AV	5.1806G	96.49	Inf	-Inf	7.02	3	Horizontal	314	2.14	89.47	32.86	8.11	33.95
PK	5.15G	61.17	74.00	-12.83	6.92	3	Horizontal	314	2.14	54.25	32.80	8.08	33.96
PK	5.1808G	104.63	Inf	-Inf	7.02	3	Horizontal	314	2.14	97.61	32.86	8.11	33.95

5.15-5.25GHz_802.11a_Nss1,(6Mbps)_2TX

5180MHz_TX

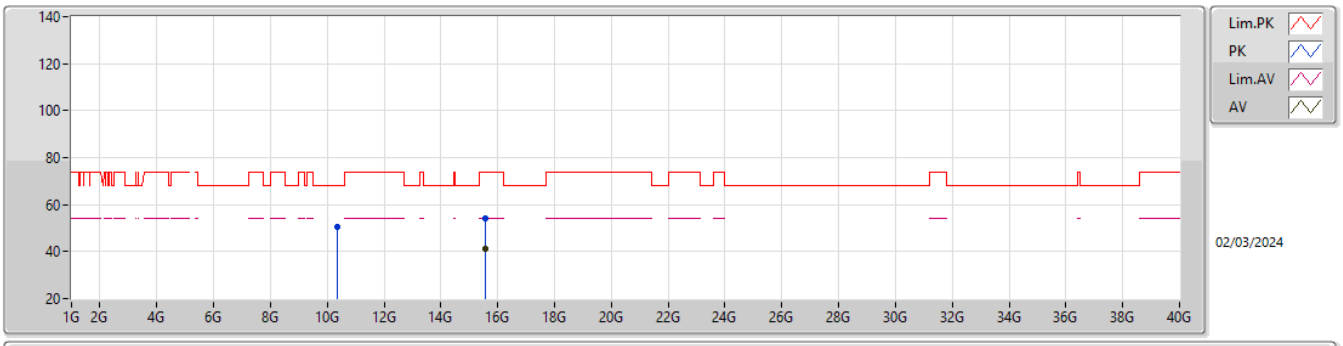

Type	Freq	Level	Limit	Margin	Factor	Dist	Condition	Azimuth	Height	Raw	AF	CL	PA
	(Hz)	(dBuV/m)	(dBuV/m)	(dB)	(dB)	(m)		(°)	(m)	(dBuV)	(dB)	(dB)	(dB)
AV	15.55068G	41.27	54.00	-12.73	18.78	3	Vertical	312	2.28	22.49	38.10	14.30	33.62
PK	10.37338G	50.53	68.20	-17.67	15.31	3	Vertical	241	1.01	35.22	38.45	11.32	34.46
PK	15.54834G	53.99	74.00	-20.01	18.78	3	Vertical	312	2.28	35.21	38.10	14.30	33.62

5.15-5.25GHz_802.11a_Nss1,(6Mbps)_2TX

5180MHz_TX

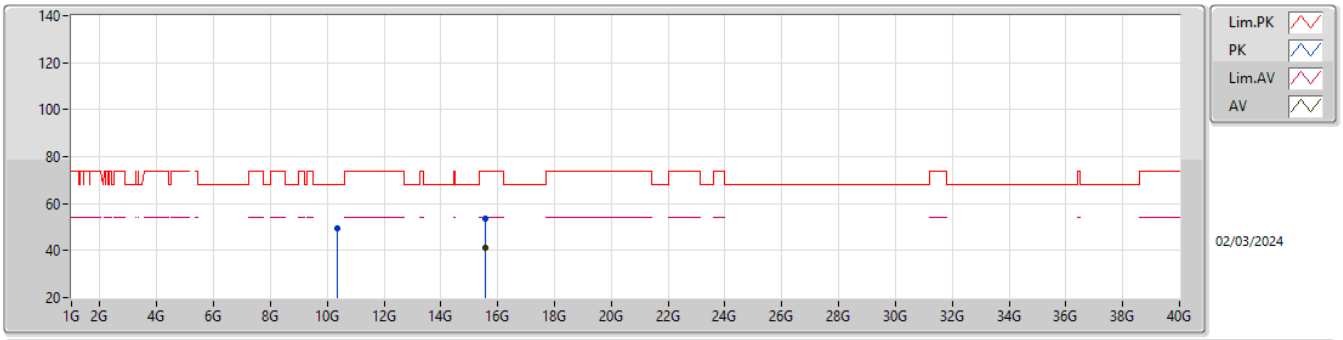

Type	Freq	Level	Limit	Margin	Factor	Dist	Condition	Azimuth	Height	Raw	AF	CL	PA
	(Hz)	(dBuV/m)	(dBuV/m)	(dB)	(dB)	(m)		(°)	(m)	(dBuV)	(dB)	(dB)	(dB)
AV	15.55206G	41.13	54.00	-12.87	18.80	3	Horizontal	319	1.06	22.33	38.11	14.31	33.62
PK	10.35748G	49.27	68.20	-18.93	15.25	3	Horizontal	65	1.50	34.02	38.41	11.31	34.47
PK	15.5532G	53.80	74.00	-20.20	18.81	3	Horizontal	319	1.06	34.99	38.12	14.31	33.62

5.15-5.25GHz_802.11ax HEW20_Nss1,(MCS0)_2TX

5180MHz_TX

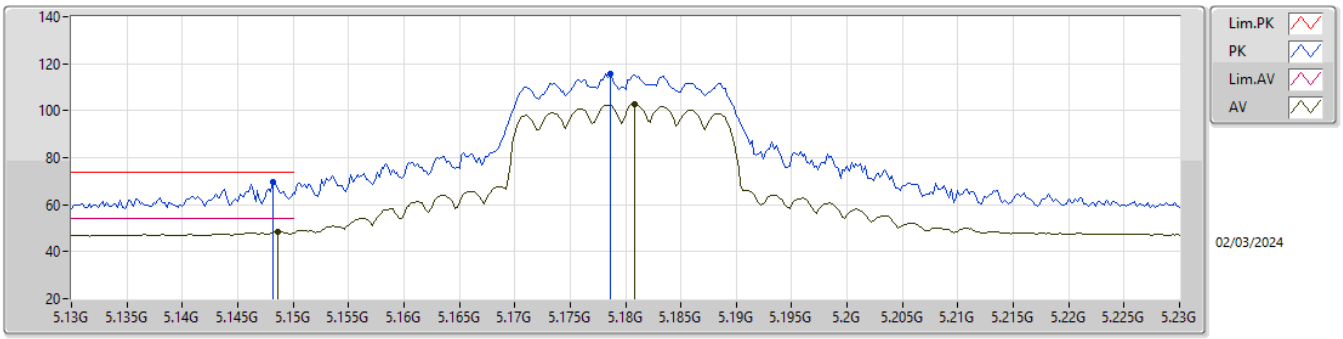

Type	Freq	Level	Limit	Margin	Factor	Dist	Condition	Azimuth	Height	Raw	AF	CL	PA
	(Hz)	(dBuV/m)	(dBuV/m)	(dB)	(dB)	(m)		(°)	(m)	(dBuV)	(dB)	(dB)	(dB)
AV	5.1486G	48.41	54.00	-5.59	6.92	3	Vertical	360	1.79	41.49	32.80	8.08	33.96
AV	5.1808G	102.72	Inf	-Inf	7.02	3	Vertical	360	1.79	95.70	32.86	8.11	33.95
PK	5.1482G	69.64	74.00	-4.36	6.92	3	Vertical	360	1.79	62.72	32.80	8.08	33.96
PK	5.1786G	115.84	Inf	-Inf	7.02	3	Vertical	360	1.79	108.82	32.86	8.11	33.95

5.15-5.25GHz_802.11ax HEW20_Nss1,(MCS0)_2TX

5180MHz_TX

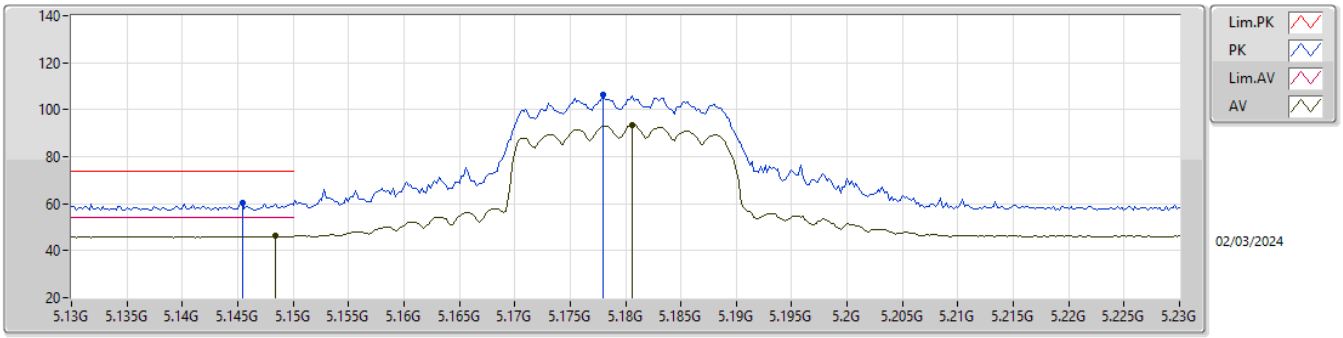

Type	Freq	Level	Limit	Margin	Factor	Dist	Condition	Azimuth	Height	Raw	AF	CL	PA
	(Hz)	(dBuV/m)	(dBuV/m)	(dB)	(dB)	(m)		(°)	(m)	(dBuV)	(dB)	(dB)	(dB)
AV	5.1484G	46.15	54.00	-7.85	6.92	3	Horizontal	312	2.29	39.23	32.80	8.08	33.96
AV	5.1806G	93.64	Inf	-Inf	7.02	3	Horizontal	312	2.29	86.62	32.86	8.11	33.95
PK	5.1454G	60.33	74.00	-13.67	6.93	3	Horizontal	312	2.29	53.40	32.81	8.08	33.96
PK	5.178G	106.19	Inf	-Inf	7.01	3	Horizontal	312	2.29	99.18	32.86	8.10	33.95

5.15-5.25GHz_802.11ax HEW20_Nss1,(MCS0)_2TX

5180MHz_TX

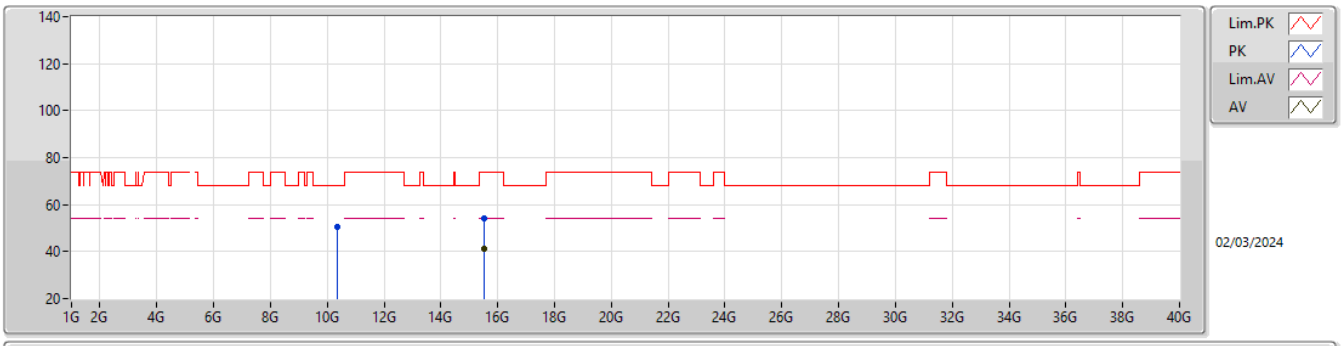

Type	Freq	Level	Limit	Margin	Factor	Dist	Condition	Azimuth	Height	Raw	AF	CL	PA
	(Hz)	(dBuV/m)	(dBuV/m)	(dB)	(dB)	(m)		(°)	(m)	(dBuV)	(dB)	(dB)	(dB)
AV	15.53694G	41.21	54.00	-12.79	18.74	3	Vertical	274	1.50	22.47	38.07	14.29	33.62
PK	10.36204G	50.68	68.20	-17.52	15.26	3	Vertical	332	1.69	35.42	38.42	11.31	34.47
PK	15.53154G	53.91	74.00	-20.09	18.74	3	Vertical	274	1.50	35.17	38.06	14.29	33.61

5.15-5.25GHz_802.11ax HEW20_Nss1,(MCS0)_2TX

5180MHz_TX

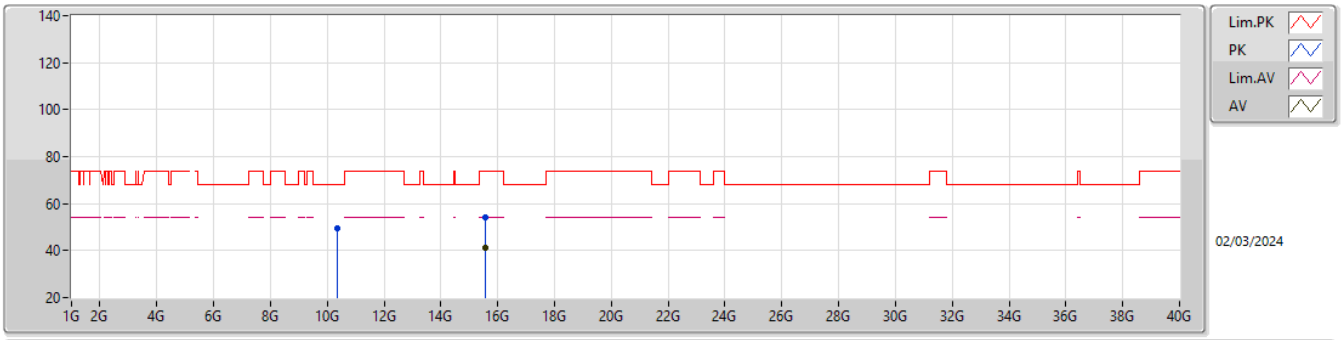

Type	Freq	Level	Limit	Margin	Factor	Dist	Condition	Azimuth	Height	Raw	AF	CL	PA
	(Hz)	(dBuV/m)	(dBuV/m)	(dB)	(dB)	(m)		(°)	(m)	(dBuV)	(dB)	(dB)	(dB)
AV	15.55332G	41.29	54.00	-12.71	18.81	3	Horizontal	132	1.18	22.48	38.12	14.31	33.62
PK	10.36372G	49.60	68.20	-18.60	15.28	3	Horizontal	112	1.83	34.32	38.43	11.32	34.47
PK	15.5508G	54.04	74.00	-19.96	18.78	3	Horizontal	132	1.18	35.26	38.10	14.30	33.62

5.15-5.25GHz_802.11ax HEW40_Nss1,(MCS0)_2TX

5190MHz_TX

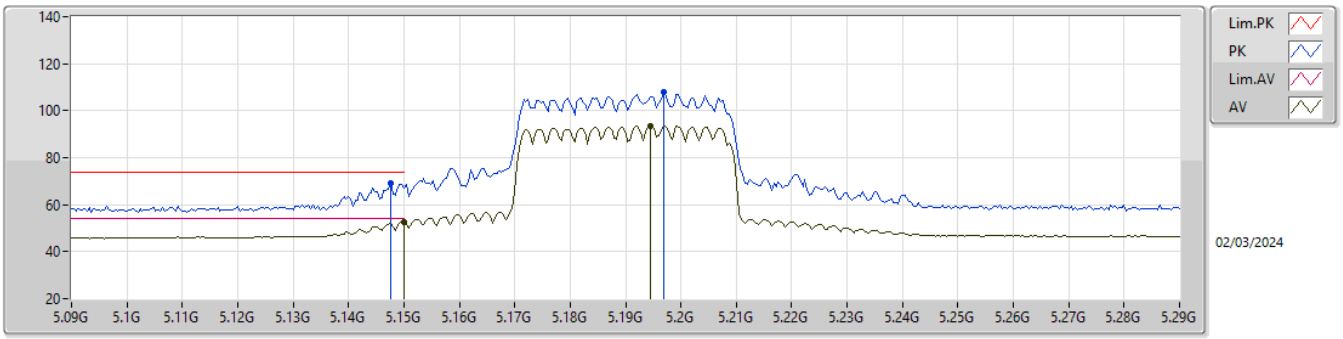

Type	Freq	Level	Limit	Margin	Factor	Dist	Condition	Azimuth	Height	Raw	AF	CL	PA
	(Hz)	(dBuV/m)	(dBuV/m)	(dB)	(dB)	(m)		(°)	(m)	(dBuV)	(dB)	(dB)	(dB)
AV	5.15G	52.58	54.00	-1.42	6.92	3	Vertical	12	1.77	45.66	32.80	8.08	33.96
AV	5.1944G	93.61	Inf	-Inf	7.06	3	Vertical	12	1.77	86.55	32.89	8.12	33.95
PK	5.1476G	69.36	74.00	-4.64	6.92	3	Vertical	12	1.77	62.44	32.80	8.08	33.96
PK	5.1968G	107.95	Inf	-Inf	7.06	3	Vertical	12	1.77	100.89	32.89	8.12	33.95

5.15-5.25GHz_802.11ax HEW40_Nss1,(MCS0)_2TX

5190MHz_TX

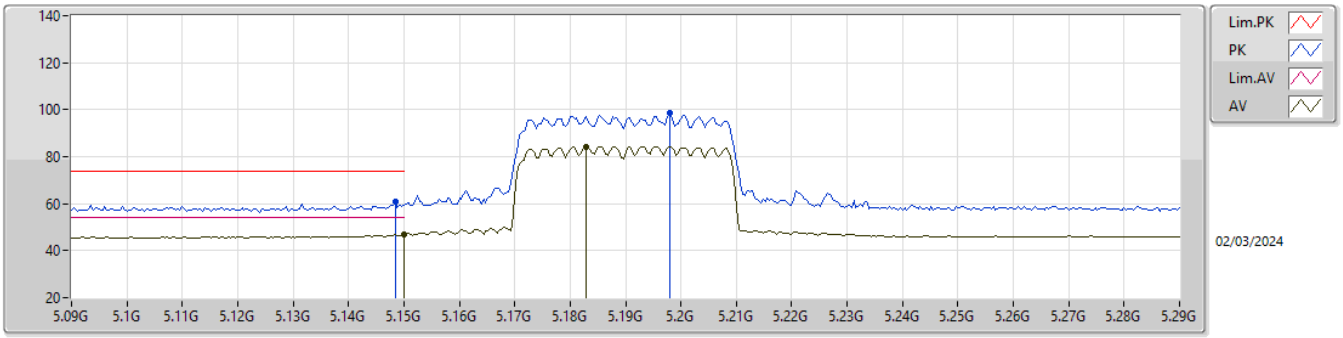

Type	Freq	Level	Limit	Margin	Factor	Dist	Condition	Azimuth	Height	Raw	AF	CL	PA
	(Hz)	(dBuV/m)	(dBuV/m)	(dB)	(dB)	(m)		(°)	(m)	(dBuV)	(dB)	(dB)	(dB)
AV	5.15G	46.80	54.00	-7.20	6.92	3	Horizontal	312	2.12	39.88	32.80	8.08	33.96
AV	5.1828G	84.39	Inf	-Inf	7.03	3	Horizontal	312	2.12	77.36	32.87	8.11	33.95
PK	5.1484G	60.83	74.00	-13.17	6.92	3	Horizontal	312	2.12	53.91	32.80	8.08	33.96
PK	5.198G	98.74	Inf	-Inf	7.07	3	Horizontal	312	2.12	91.67	32.90	8.12	33.95

5.15-5.25GHz_802.11ax HEW40_Nss1,(MCS0)_2TX

5190MHz_TX

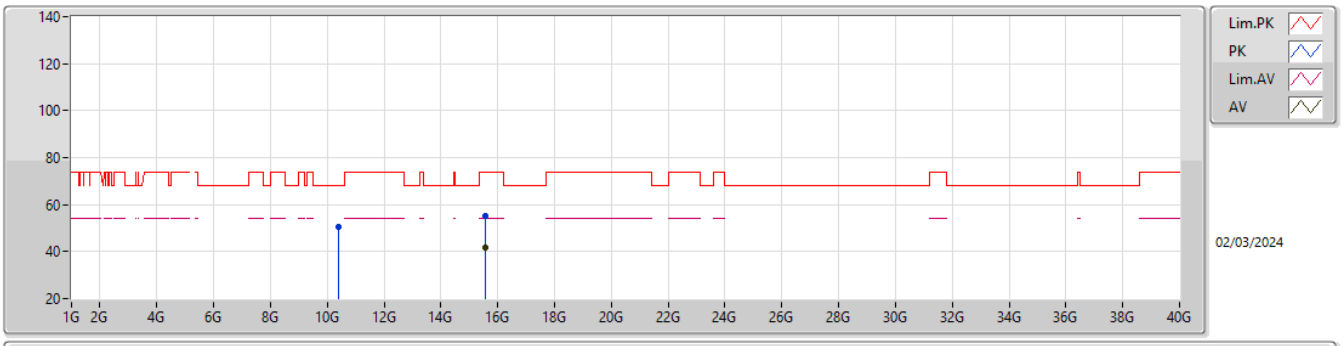

Type	Freq	Level	Limit	Margin	Factor	Dist	Condition	Azimuth	Height	Raw	AF	CL	PA
	(Hz)	(dBuV/m)	(dBuV/m)	(dB)	(dB)	(m)		(°)	(m)	(dBuV)	(dB)	(dB)	(dB)
AV	15.56811G	41.59	54.00	-12.41	18.90	3	Vertical	265	2.96	22.69	38.21	14.32	33.63
PK	10.37937G	50.44	68.20	-17.76	15.32	3	Vertical	52	2.45	35.12	38.46	11.32	34.46
PK	15.57032G	55.01	74.00	-18.99	18.91	3	Vertical	265	2.96	36.10	38.22	14.32	33.63

5.15-5.25GHz_802.11ax HEW40_Nss1,(MCS0)_2TX

5190MHz_TX

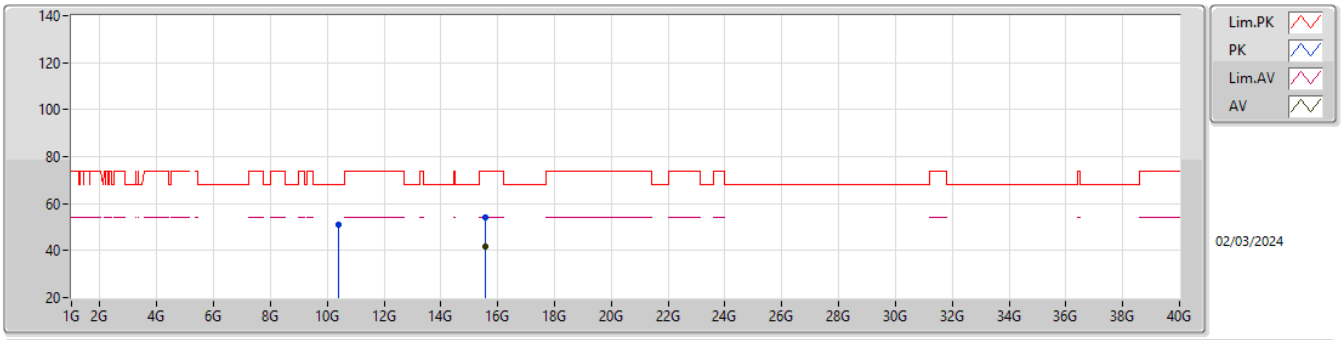

Type	Freq	Level	Limit	Margin	Factor	Dist	Condition	Azimuth	Height	Raw	AF	CL	PA
	(Hz)	(dBuV/m)	(dBuV/m)	(dB)	(dB)	(m)		(°)	(m)	(dBuV)	(dB)	(dB)	(dB)
AV	15.56885G	41.79	54.00	-12.21	18.90	3	Horizontal	308	2.53	22.89	38.21	14.32	33.63
PK	10.38241G	50.79	68.20	-17.41	15.32	3	Horizontal	40	1.50	35.47	38.46	11.32	34.46
PK	15.57111G	54.31	74.00	-19.69	18.92	3	Horizontal	308	2.53	35.39	38.23	14.32	33.63

5.15-5.25GHz_802.11ax HEW80_Nss1,(MCS0)_2TX

5210MHz_TX

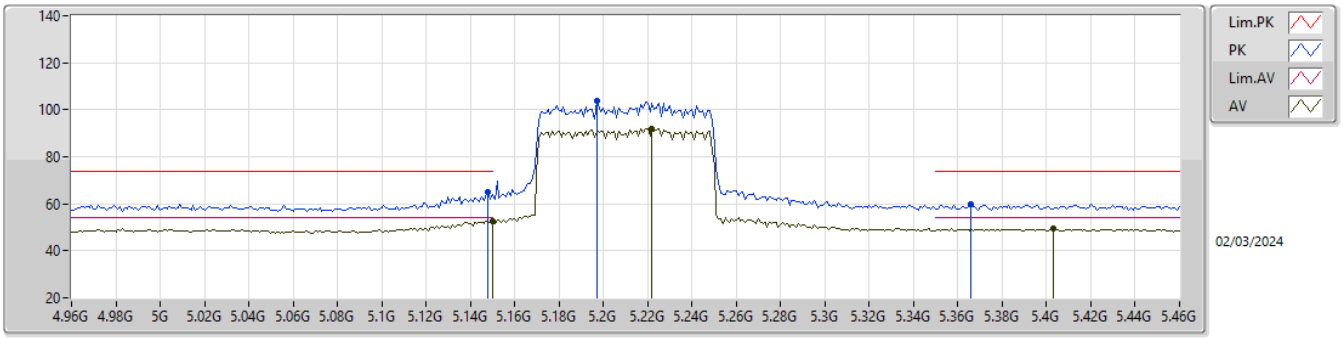

Type	Freq	Level	Limit	Margin	Factor	Dist	Condition	Azimuth	Height	Raw	AF	CL	PA
	(Hz)	(dBuV/m)	(dBuV/m)	(dB)	(dB)	(m)		(°)	(m)	(dBuV)	(dB)	(dB)	(dB)
AV	5.15G	52.79	54.00	-1.21	6.92	3	Vertical	11	2.07	45.87	32.80	8.08	33.96
AV	5.222G	92.03	Inf	-Inf	7.04	3	Vertical	11	2.07	84.99	32.86	8.13	33.95
AV	5.403G	49.29	54.00	-4.71	6.94	3	Vertical	11	2.07	42.35	32.61	8.24	33.91
PK	5.148G	65.17	74.00	-8.83	6.92	3	Vertical	11	2.07	58.25	32.80	8.08	33.96
PK	5.197G	103.60	Inf	-Inf	7.06	3	Vertical	11	2.07	96.54	32.89	8.12	33.95
PK	5.366G	60.06	74.00	-13.94	7.04	3	Vertical	11	2.07	53.02	32.74	8.22	33.92

5.15-5.25GHz_802.11ax HEW80_Nss1,(MCS0)_2TX

5210MHz_TX

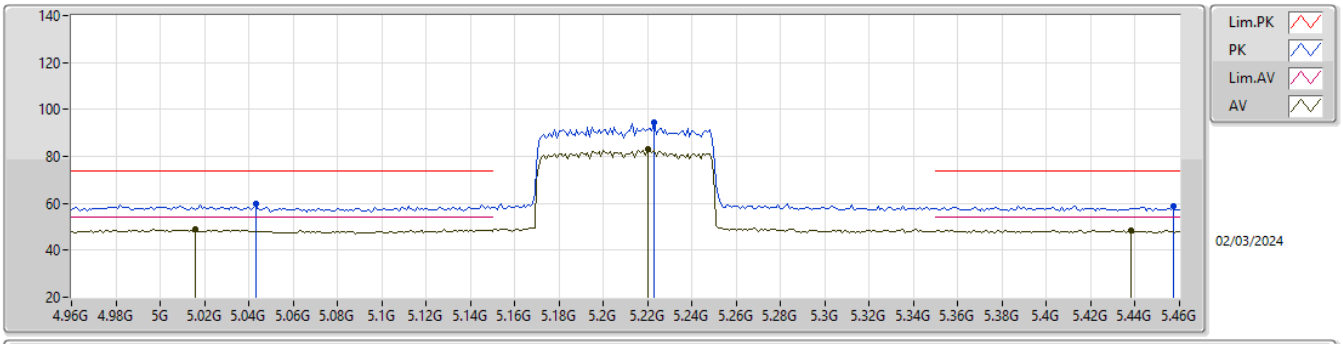

Type	Freq	Level	Limit	Margin	Factor	Dist	Condition	Azimuth	Height	Raw	AF	CL	PA
	(Hz)	(dBuV/m)	(dBuV/m)	(dB)	(dB)	(m)		(°)	(m)	(dBuV)	(dB)	(dB)	(dB)
AV	5.016G	49.10	54.00	-4.90	7.07	3	Horizontal	315	2.00	42.03	33.07	7.99	33.99
AV	5.22G	82.86	Inf	-Inf	7.04	3	Horizontal	315	2.00	75.82	32.86	8.13	33.95
AV	5.438G	48.54	54.00	-5.46	7.04	3	Horizontal	315	2.00	41.50	32.68	8.26	33.90
PK	5.043G	59.84	74.00	-14.16	7.04	3	Horizontal	315	2.00	52.80	33.01	8.01	33.98
PK	5.223G	94.45	Inf	-Inf	7.03	3	Horizontal	315	2.00	87.42	32.85	8.13	33.95
PK	5.457G	58.87	74.00	-15.13	7.07	3	Horizontal	315	2.00	51.80	32.70	8.27	33.90

5.15-5.25GHz_802.11ax HEW80_Nss1,(MCS0)_2TX

5210MHz_TX

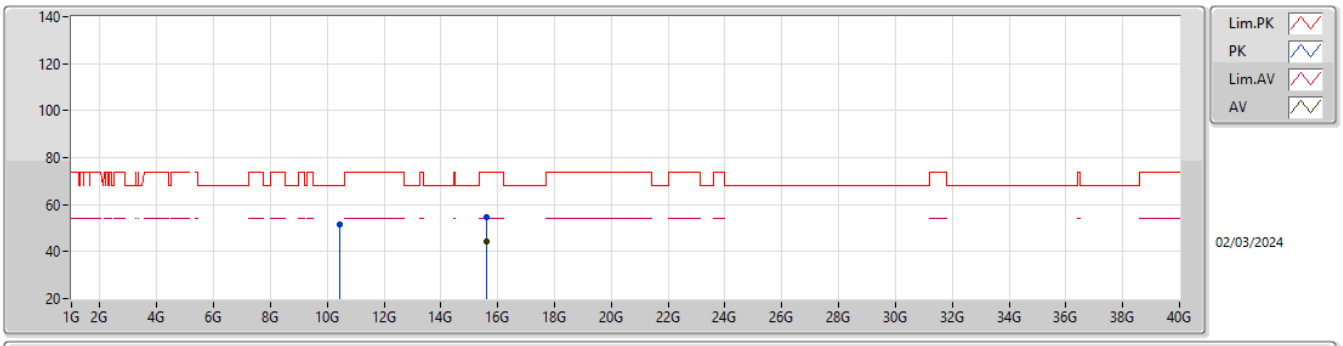

Type	Freq	Level	Limit	Margin	Factor	Dist	Condition	Azimuth	Height	Raw	AF	CL	PA
	(Hz)	(dBuV/m)	(dBuV/m)	(dB)	(dB)	(m)		(°)	(m)	(dBuV)	(dB)	(dB)	(dB)
AV	15.62881G	44.16	54.00	-9.84	18.88	3	Vertical	224	1.50	25.28	38.17	14.37	33.66
PK	10.42165G	51.33	68.20	-16.87	15.36	3	Vertical	273	1.29	35.97	38.46	11.34	34.44
PK	15.62785G	54.63	74.00	-19.37	18.89	3	Vertical	224	1.50	35.74	38.18	14.37	33.66

5.15-5.25GHz_802.11ax HEW80_Nss1,(MCS0)_2TX

5210MHz_TX

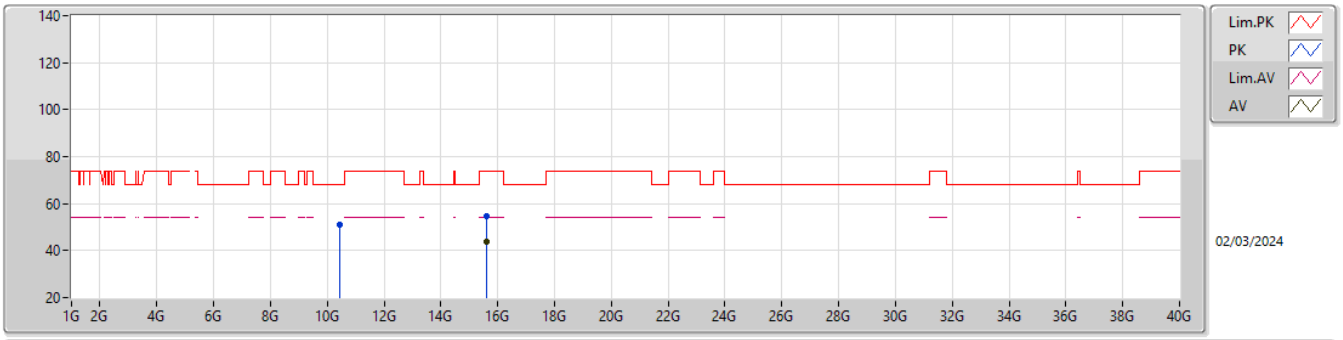

Type	Freq	Level	Limit	Margin	Factor	Dist	Condition	Azimuth	Height	Raw	AF	CL	PA
	(Hz)	(dBuV/m)	(dBuV/m)	(dB)	(dB)	(m)		(°)	(m)	(dBuV)	(dB)	(dB)	(dB)
AV	15.62756G	43.96	54.00	-10.04	18.89	3	Horizontal	213	2.87	25.07	38.18	14.37	33.66
PK	10.42055G	50.95	68.20	-17.25	15.36	3	Horizontal	22	1.50	35.59	38.46	11.34	34.44
PK	15.62952G	54.68	74.00	-19.32	18.87	3	Horizontal	213	2.87	35.81	38.16	14.37	33.66

5.25-5.35GHz_802.11a_Nss1,(6Mbps)_2TX

5320MHz_TX

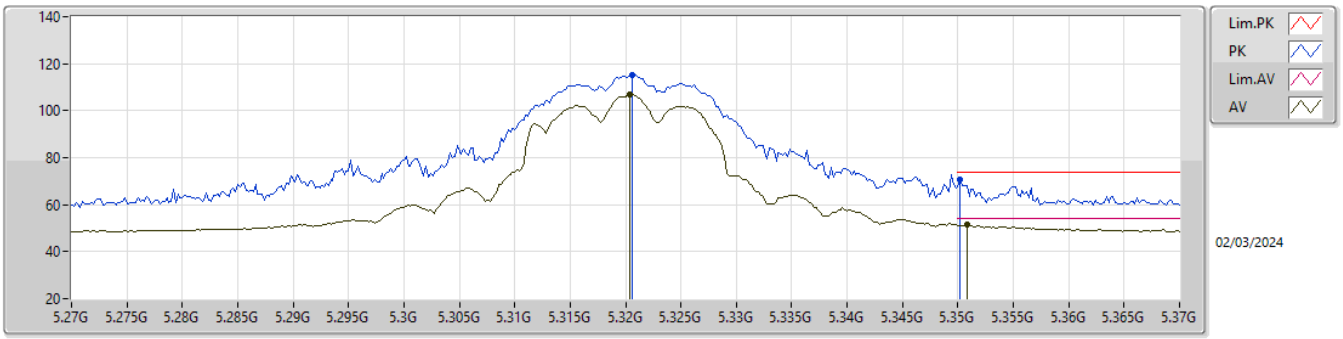

Type	Freq	Level	Limit	Margin	Factor	Dist	Condition	Azimuth	Height	Raw	AF	CL	PA
	(Hz)	(dBuV/m)	(dBuV/m)	(dB)	(dB)	(m)		(°)	(m)	(dBuV)	(dB)	(dB)	(dB)
AV	5.3204G	107.04	Inf	-Inf	7.00	3	Vertical	258	2.16	100.04	32.74	8.19	33.93
AV	5.3508G	51.37	54.00	-2.63	7.09	3	Vertical	258	2.16	44.28	32.80	8.21	33.92
PK	5.3206G	115.11	Inf	-Inf	7.00	3	Vertical	258	2.16	108.11	32.74	8.19	33.93
PK	5.3502G	70.44	74.00	-3.56	7.09	3	Vertical	258	2.16	63.35	32.80	8.21	33.92

5.25-5.35GHz_802.11a_Nss1,(6Mbps)_2TX

5320MHz_TX

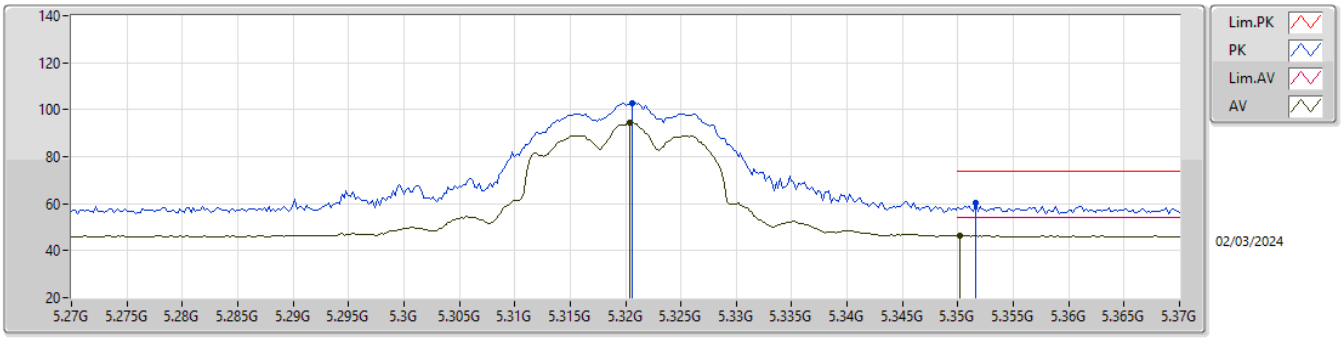

Type	Freq	Level	Limit	Margin	Factor	Dist	Condition	Azimuth	Height	Raw	AF	CL	PA
	(Hz)	(dBuV/m)	(dBuV/m)	(dB)	(dB)	(m)		(°)	(m)	(dBuV)	(dB)	(dB)	(dB)
AV	5.3204G	94.60	Inf	-Inf	7.00	3	Horizontal	281	1.91	87.60	32.74	8.19	33.93
AV	5.3502G	46.54	54.00	-7.46	7.09	3	Horizontal	281	1.91	39.45	32.80	8.21	33.92
PK	5.3206G	102.96	Inf	-Inf	7.00	3	Horizontal	281	1.91	95.96	32.74	8.19	33.93
PK	5.3516G	60.43	74.00	-13.57	7.08	3	Horizontal	281	1.91	53.35	32.79	8.21	33.92

5.25-5.35GHz_802.11a_Nss1,(6Mbps)_2TX

5320MHz_TX

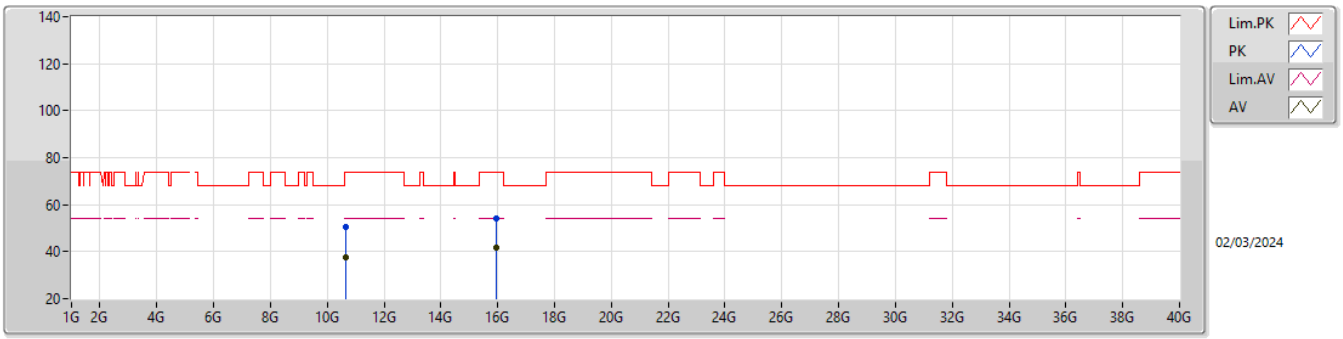

Type	Freq	Level	Limit	Margin	Factor	Dist	Condition	Azimuth	Height	Raw	AF	CL	PA
	(Hz)	(dBuV/m)	(dBuV/m)	(dB)	(dB)	(m)		(°)	(m)	(dBuV)	(dB)	(dB)	(dB)
AV	10.65356G	37.39	54.00	-16.61	15.97	3	Vertical	112	1.50	21.42	38.80	11.45	34.28
AV	15.95538G	41.52	54.00	-12.48	18.95	3	Vertical	237	1.50	22.57	38.10	14.66	33.81
PK	10.64528G	50.61	74.00	-23.39	15.94	3	Vertical	112	1.50	34.67	38.79	11.44	34.29
PK	15.9657G	54.21	74.00	-19.79	18.96	3	Vertical	237	1.50	35.25	38.10	14.67	33.81

5.25-5.35GHz_802.11a_Nss1,(6Mbps)_2TX

5320MHz_TX

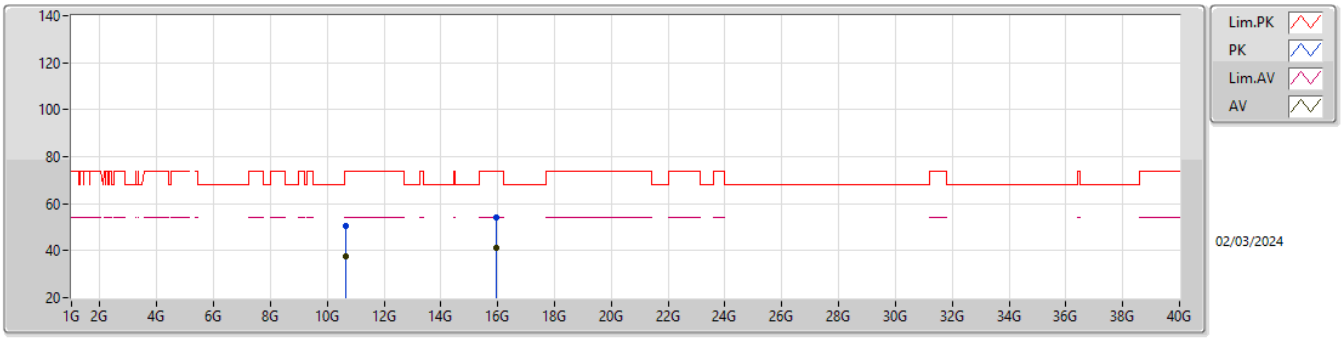

Type	Freq	Level	Limit	Margin	Factor	Dist	Condition	Azimuth	Height	Raw	AF	CL	PA
	(Hz)	(dBuV/m)	(dBuV/m)	(dB)	(dB)	(m)		(°)	(m)	(dBuV)	(dB)	(dB)	(dB)
AV	10.6532G	37.55	54.00	-16.45	15.97	3	Horizontal	342	2.53	21.58	38.80	11.45	34.28
AV	15.95988G	41.43	54.00	-12.57	18.95	3	Horizontal	141	2.82	22.48	38.10	14.66	33.81
PK	10.64384G	50.45	74.00	-23.55	15.94	3	Horizontal	342	2.53	34.51	38.79	11.44	34.29
PK	15.96924G	54.04	74.00	-19.96	18.95	3	Horizontal	141	2.82	35.09	38.10	14.67	33.82

5.25-5.35GHz_802.11ax HEW20_Nss1,(MCS0)_2TX

5320MHz_TX

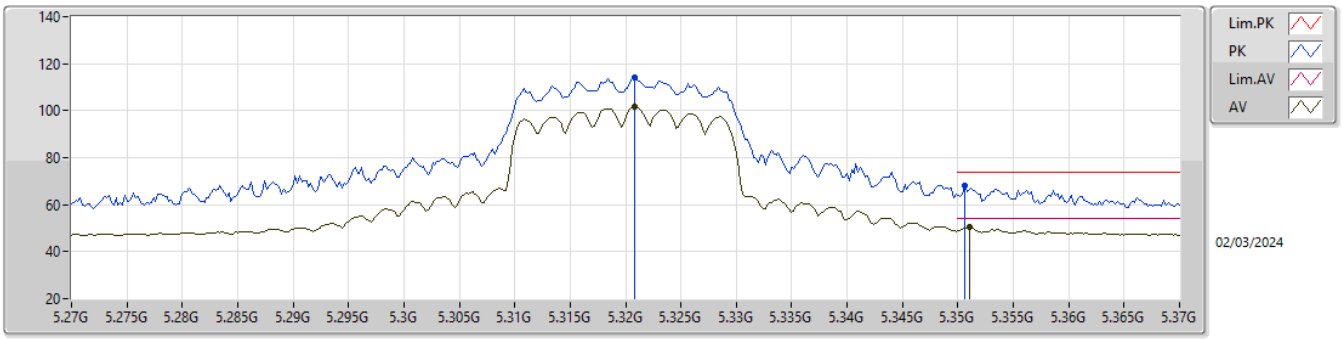

Type	Freq	Level	Limit	Margin	Factor	Dist	Condition	Azimuth	Height	Raw	AF	CL	PA
	(Hz)	(dBuV/m)	(dBuV/m)	(dB)	(dB)	(m)		(°)	(m)	(dBuV)	(dB)	(dB)	(dB)
AV	5.3208G	101.56	Inf	-Inf	7.00	3	Vertical	360	1.81	94.56	32.74	8.19	33.93
AV	5.351G	50.29	54.00	-3.71	7.09	3	Vertical	360	1.81	43.20	32.80	8.21	33.92
PK	5.3208G	113.88	Inf	-Inf	7.00	3	Vertical	360	1.81	106.88	32.74	8.19	33.93
PK	5.3506G	67.86	74.00	-6.14	7.09	3	Vertical	360	1.81	60.77	32.80	8.21	33.92

5.25-5.35GHz_802.11ax HEW20_Nss1,(MCS0)_2TX

5320MHz_TX

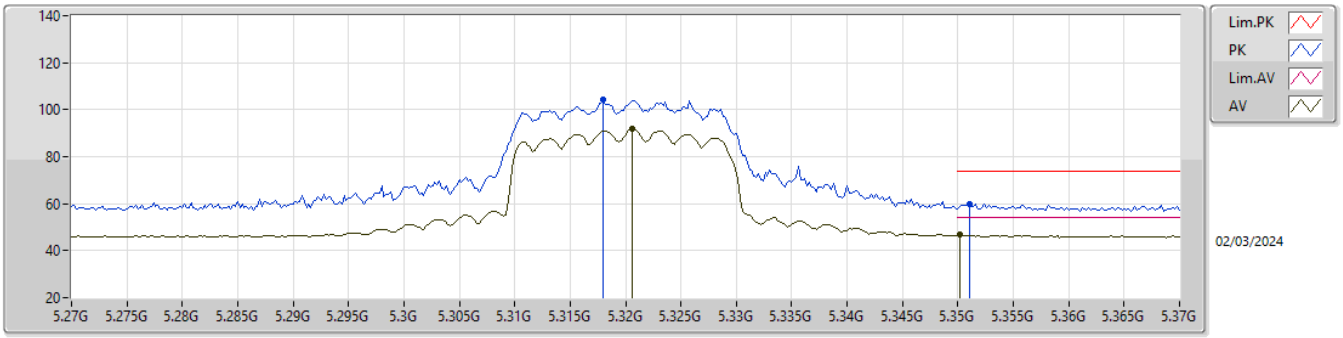

Type	Freq	Level	Limit	Margin	Factor	Dist	Condition	Azimuth	Height	Raw	AF	CL	PA
	(Hz)	(dBuV/m)	(dBuV/m)	(dB)	(dB)	(m)		(°)	(m)	(dBuV)	(dB)	(dB)	(dB)
AV	5.3206G	91.85	Inf	-Inf	7.00	3	Horizontal	314	2.10	84.85	32.74	8.19	33.93
AV	5.3502G	46.68	54.00	-7.32	7.09	3	Horizontal	314	2.10	39.59	32.80	8.21	33.92
PK	5.318G	104.21	Inf	-Inf	7.00	3	Horizontal	314	2.10	97.21	32.74	8.19	33.93
PK	5.351G	60.03	74.00	-13.97	7.09	3	Horizontal	314	2.10	52.94	32.80	8.21	33.92

5.25-5.35GHz_802.11ax HEW20_Nss1,(MCS0)_2TX

5320MHz_TX

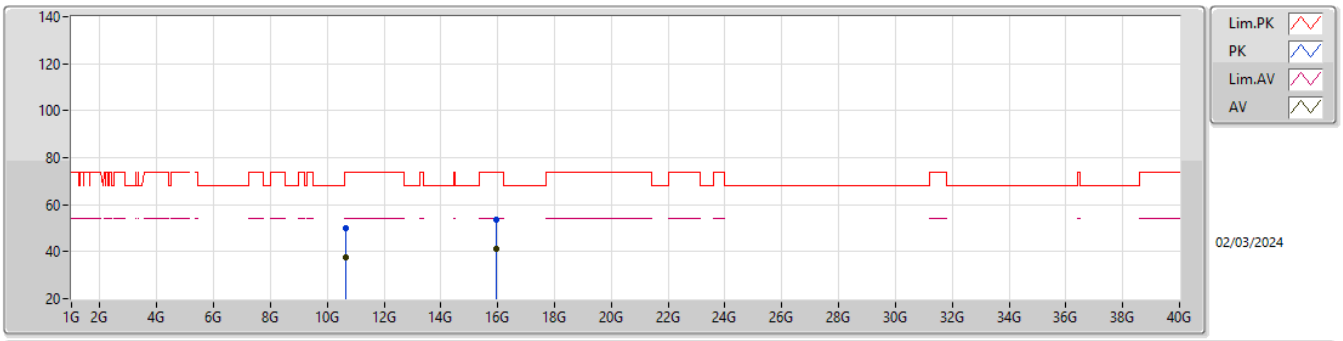

Type	Freq	Level	Limit	Margin	Factor	Dist	Condition	Azimuth	Height	Raw	AF	CL	PA
	(Hz)	(dBuV/m)	(dBuV/m)	(dB)	(dB)	(m)		(°)	(m)	(dBuV)	(dB)	(dB)	(dB)
AV	10.64007G	37.35	54.00	-16.65	15.93	3	Vertical	73	1.30	21.42	38.78	11.44	34.29
AV	15.95869G	41.26	54.00	-12.74	18.95	3	Vertical	228	1.50	22.31	38.10	14.66	33.81
PK	10.63957G	49.75	74.00	-24.25	15.93	3	Vertical	73	1.30	33.82	38.78	11.44	34.29
PK	15.96181G	53.80	74.00	-20.20	18.96	3	Vertical	228	1.50	34.84	38.10	14.67	33.81

5.25-5.35GHz_802.11ax HEW20_Nss1,(MCS0)_2TX

5320MHz_TX

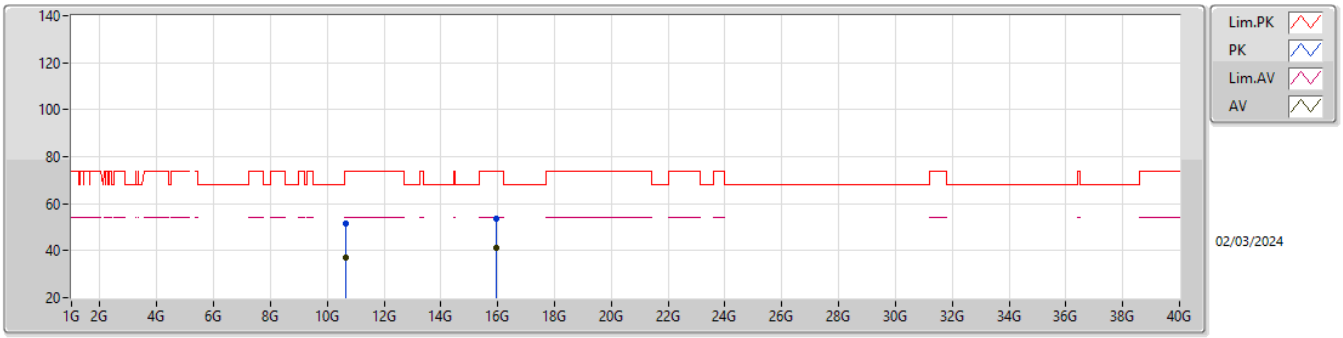

Type	Freq	Level	Limit	Margin	Factor	Dist	Condition	Azimuth	Height	Raw	AF	CL	PA
	(Hz)	(dBuV/m)	(dBuV/m)	(dB)	(dB)	(m)		(°)	(m)	(dBuV)	(dB)	(dB)	(dB)
AV	10.64035G	37.25	54.00	-16.75	15.93	3	Horizontal	4	1.50	21.32	38.78	11.44	34.29
AV	15.96119G	41.29	54.00	-12.71	18.96	3	Horizontal	356	1.94	22.33	38.10	14.67	33.81
PK	10.63755G	51.46	74.00	-22.54	15.93	3	Horizontal	4	1.50	35.53	38.78	11.44	34.29
PK	15.95916G	53.68	74.00	-20.32	18.95	3	Horizontal	356	1.94	34.73	38.10	14.66	33.81

5.25-5.35GHz_802.11ax HEW40_Nss1,(MCS0)_2TX

5310MHz_TX

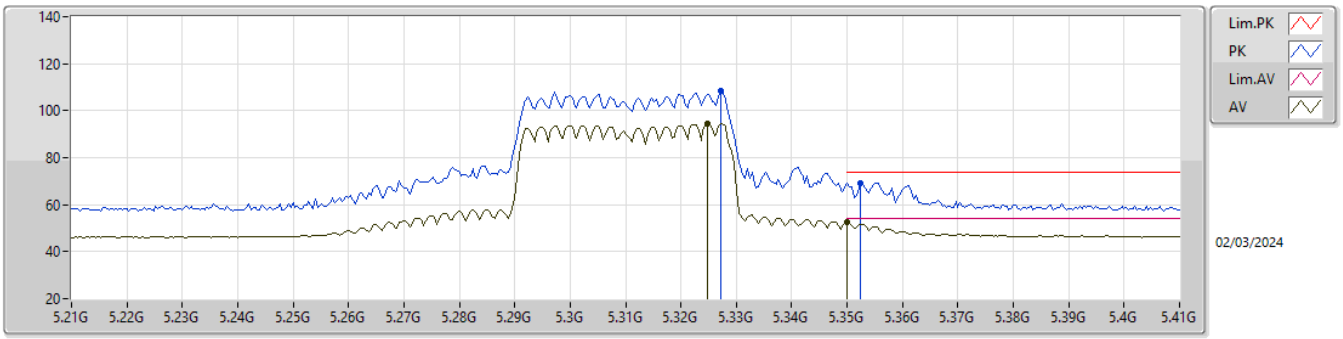

Type	Freq	Level	Limit	Margin	Factor	Dist	Condition	Azimuth	Height	Raw	AF	CL	PA
	(Hz)	(dBuV/m)	(dBuV/m)	(dB)	(dB)	(m)		(°)	(m)	(dBuV)	(dB)	(dB)	(dB)
AV	5.3248G	94.45	Inf	-Inf	7.01	3	Vertical	9	1.72	87.44	32.75	8.19	33.93
AV	5.35G	52.34	54.00	-1.66	7.09	3	Vertical	9	1.72	45.25	32.80	8.21	33.92
PK	5.3272G	108.54	Inf	-Inf	7.03	3	Vertical	9	1.72	101.51	32.75	8.20	33.92
PK	5.3524G	69.34	74.00	-4.66	7.08	3	Vertical	9	1.72	62.26	32.79	8.21	33.92

5.25-5.35GHz_802.11ax HEW40_Nss1,(MCS0)_2TX

5310MHz_TX

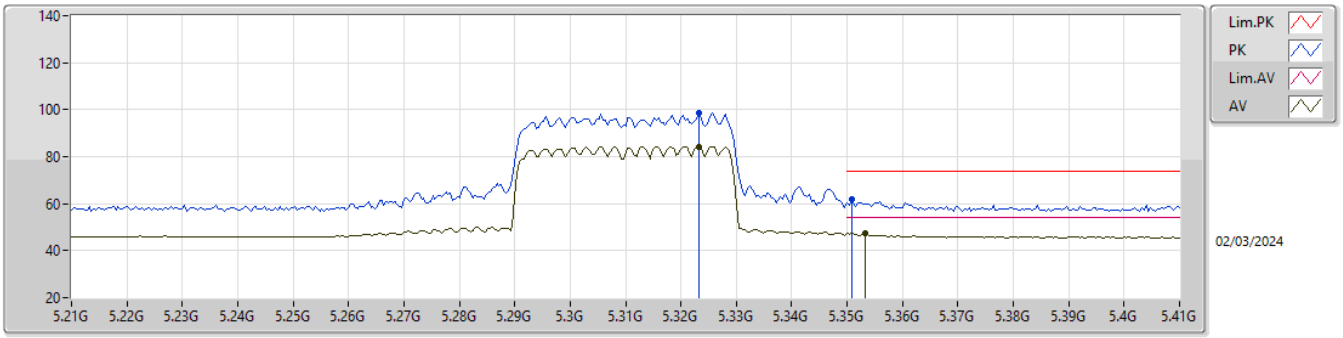

Type	Freq	Level	Limit	Margin	Factor	Dist	Condition	Azimuth	Height	Raw	AF	CL	PA
	(Hz)	(dBuV/m)	(dBuV/m)	(dB)	(dB)	(m)		(°)	(m)	(dBuV)	(dB)	(dB)	(dB)
AV	5.3232G	84.38	Inf	-Inf	7.01	3	Horizontal	313	2.10	77.37	32.75	8.19	33.93
AV	5.3532G	47.34	54.00	-6.66	7.08	3	Horizontal	313	2.10	40.26	32.79	8.21	33.92
PK	5.3232G	98.79	Inf	-Inf	7.01	3	Horizontal	313	2.10	91.78	32.75	8.19	33.93
PK	5.3508G	61.79	74.00	-12.21	7.09	3	Horizontal	313	2.10	54.70	32.80	8.21	33.92

5.25-5.35GHz_802.11ax HEW40_Nss1,(MCS0)_2TX

5310MHz_TX

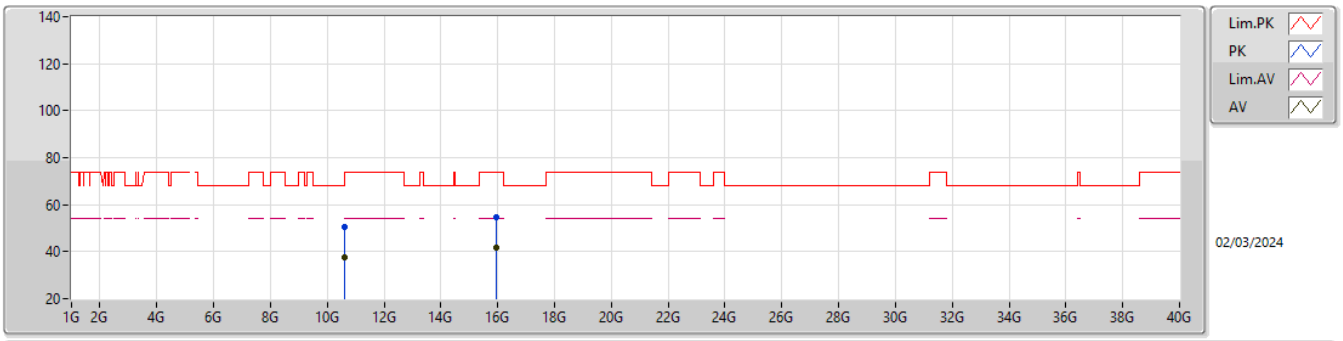

Type	Freq	Level	Limit	Margin	Factor	Dist	Condition	Azimuth	Height	Raw	AF	CL	PA
	(Hz)	(dBuV/m)	(dBuV/m)	(dB)	(dB)	(m)		(°)	(m)	(dBuV)	(dB)	(dB)	(dB)
AV	10.6223G	37.70	54.00	-16.30	15.87	3	Vertical	279	1.50	21.83	38.74	11.43	34.30
AV	15.93234G	41.84	54.00	-12.16	18.80	3	Vertical	146	2.59	23.04	37.96	14.64	33.80
PK	10.61988G	50.63	74.00	-23.37	15.87	3	Vertical	279	1.50	34.76	38.74	11.43	34.30
PK	15.93205G	54.42	74.00	-19.58	18.80	3	Vertical	146	2.59	35.62	37.96	14.64	33.80

5.25-5.35GHz_802.11ax HEW40_Nss1,(MCS0)_2TX

5310MHz_TX

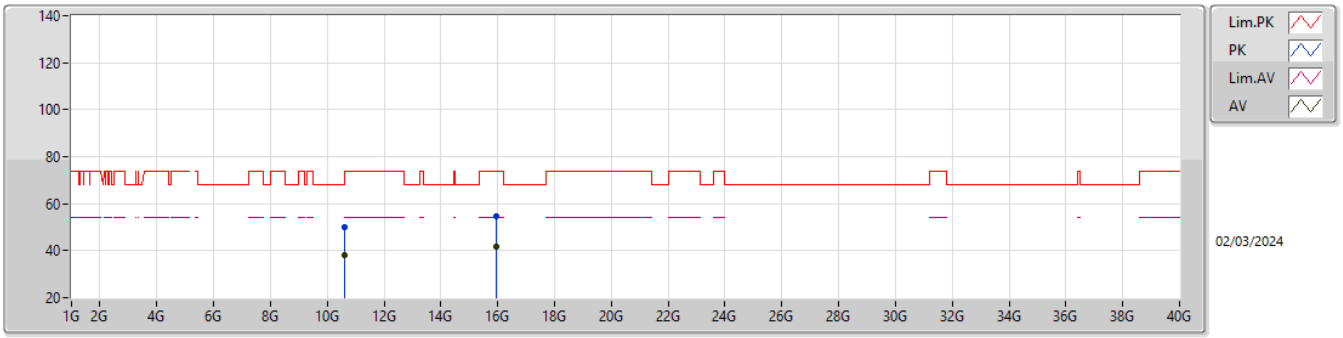

Type	Freq	Level	Limit	Margin	Factor	Dist	Condition	Azimuth	Height	Raw	AF	CL	PA
	(Hz)	(dBuV/m)	(dBuV/m)	(dB)	(dB)	(m)		(°)	(m)	(dBuV)	(dB)	(dB)	(dB)
AV	10.62096G	37.86	54.00	-16.14	15.87	3	Horizontal	237	2.40	21.99	38.74	11.43	34.30
AV	15.93163G	41.91	54.00	-12.09	18.79	3	Horizontal	175	2.00	23.12	37.95	14.64	33.80
PK	10.62097G	50.02	74.00	-23.98	15.87	3	Horizontal	237	2.40	34.15	38.74	11.43	34.30
PK	15.93028G	54.82	74.00	-19.18	18.78	3	Horizontal	175	2.00	36.04	37.94	14.64	33.80

5.25-5.35GHz_802.11ax HEW80_Nss1,(MCS0)_2TX

5290MHz_TX

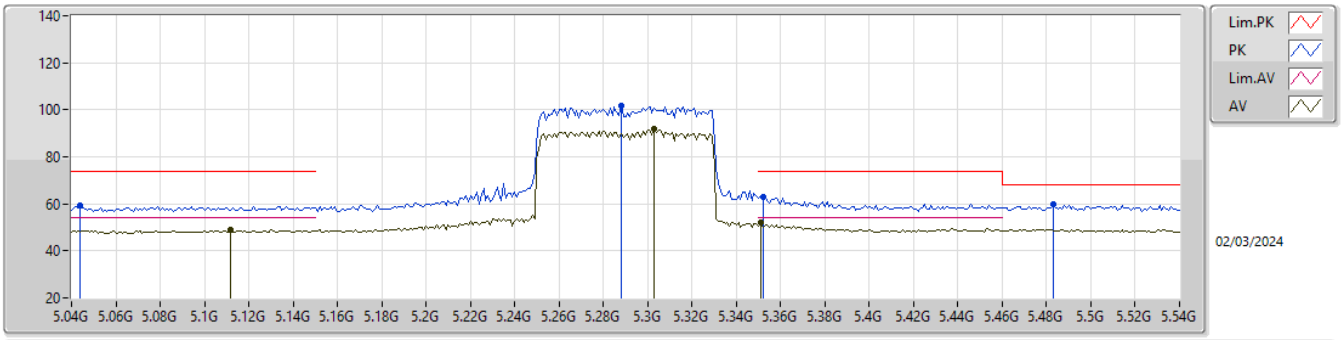

Type	Freq	Level	Limit	Margin	Factor	Dist	Condition	Azimuth	Height	Raw	AF	CL	PA
	(Hz)	(dBuV/m)	(dBuV/m)	(dB)	(dB)	(m)		(°)	(m)	(dBuV)	(dB)	(dB)	(dB)
AV	5.112G	48.72	54.00	-5.28	6.97	3	Vertical	3	1.84	41.75	32.88	8.06	33.97
AV	5.303G	91.67	Inf	-Inf	6.96	3	Vertical	3	1.84	84.71	32.71	8.18	33.93
AV	5.351G	52.07	54.00	-1.93	7.09	3	Vertical	3	1.84	44.98	32.80	8.21	33.92
PK	5.044G	59.18	74.00	-14.82	7.04	3	Vertical	3	1.84	52.14	33.01	8.01	33.98
PK	5.288G	101.92	Inf	-Inf	6.96	3	Vertical	3	1.84	94.96	32.72	8.17	33.93
PK	5.352G	63.04	74.00	-10.96	7.08	3	Vertical	3	1.84	55.96	32.79	8.21	33.92
PK	5.483G	59.87	68.20	-8.33	7.10	3	Vertical	3	1.84	52.77	32.70	8.29	33.89

5.25-5.35GHz_802.11ax HEW80_Nss1,(MCS0)_2TX

5290MHz_TX

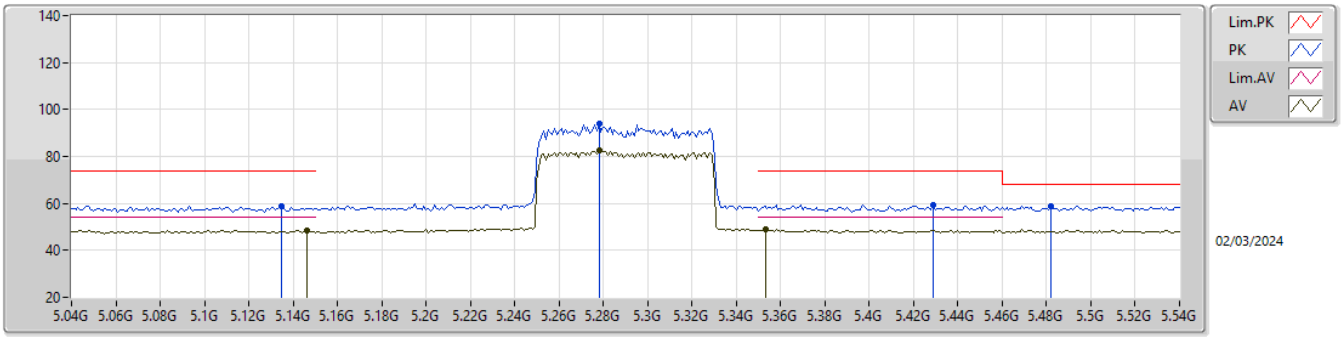

Type	Freq	Level	Limit	Margin	Factor	Dist	Condition	Azimuth	Height	Raw	AF	CL	PA
	(Hz)	(dBuV/m)	(dBuV/m)	(dB)	(dB)	(m)		(°)	(m)	(dBuV)	(dB)	(dB)	(dB)
AV	5.146G	48.50	54.00	-5.50	6.93	3	Horizontal	314	2.04	41.57	32.81	8.08	33.96
AV	5.278G	82.47	Inf	-Inf	6.98	3	Horizontal	314	2.04	75.49	32.74	8.17	33.93
AV	5.353G	49.03	54.00	-4.97	7.08	3	Horizontal	314	2.04	41.95	32.79	8.21	33.92
PK	5.135G	59.01	74.00	-14.99	6.94	3	Horizontal	314	2.04	52.07	32.83	8.07	33.96
PK	5.278G	94.10	Inf	-Inf	6.98	3	Horizontal	314	2.04	87.12	32.74	8.17	33.93
PK	5.429G	59.32	74.00	-14.68	7.02	3	Horizontal	314	2.04	52.30	32.66	8.26	33.90
PK	5.482G	58.75	68.20	-9.45	7.10	3	Horizontal	314	2.04	51.65	32.70	8.29	33.89

5.25-5.35GHz_802.11ax HEW80_Nss1,(MCS0)_2TX

5290MHz_TX

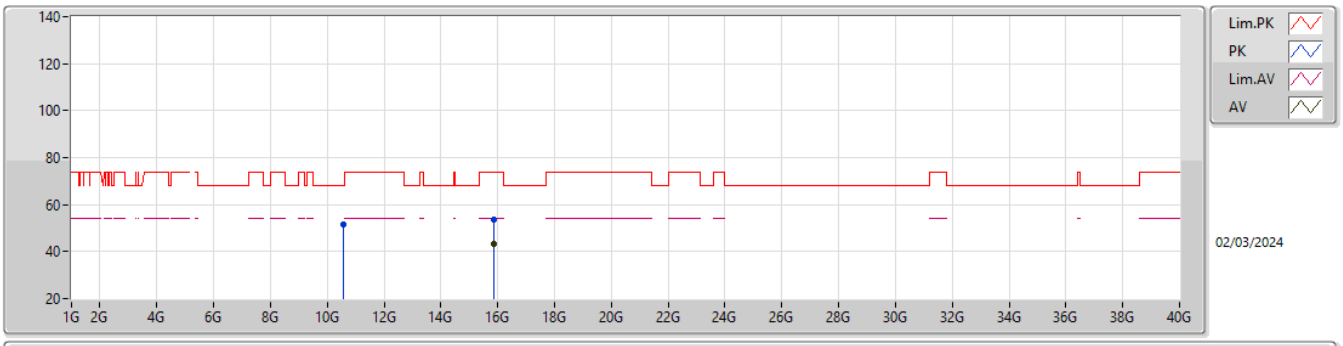

Type	Freq	Level	Limit	Margin	Factor	Dist	Condition	Azimuth	Height	Raw	AF	CL	PA
	(Hz)	(dBuV/m)	(dBuV/m)	(dB)	(dB)	(m)		(°)	(m)	(dBuV)	(dB)	(dB)	(dB)
AV	15.87244G	43.51	54.00	-10.49	18.58	3	Vertical	189	1.50	24.93	37.76	14.59	33.77
PK	10.58224G	51.77	68.20	-16.43	15.74	3	Vertical	61	1.82	36.03	38.66	11.41	34.33
PK	15.87001G	53.81	74.00	-20.19	18.58	3	Vertical	189	1.50	35.23	37.76	14.59	33.77

5.25-5.35GHz_802.11ax HEW80_Nss1,(MCS0)_2TX

5290MHz_TX

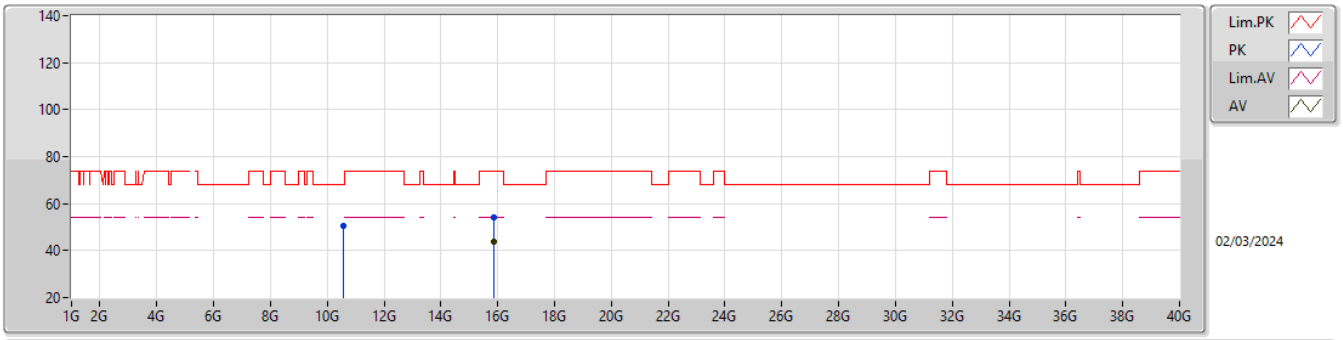

Type	Freq	Level	Limit	Margin	Factor	Dist	Condition	Azimuth	Height	Raw	AF	CL	PA
	(Hz)	(dBuV/m)	(dBuV/m)	(dB)	(dB)	(m)		(°)	(m)	(dBuV)	(dB)	(dB)	(dB)
AV	15.86979G	43.71	54.00	-10.29	18.58	3	Horizontal	301	1.45	25.13	37.76	14.59	33.77
PK	10.57808G	50.69	68.20	-17.51	15.74	3	Horizontal	190	2.92	34.95	38.66	11.41	34.33
PK	15.8685G	54.33	74.00	-19.67	18.57	3	Horizontal	301	1.45	35.76	37.76	14.58	33.77

5.47-5.725GHz_802.11a_Nss1,(6Mbps)_2TX

5500MHz_TX

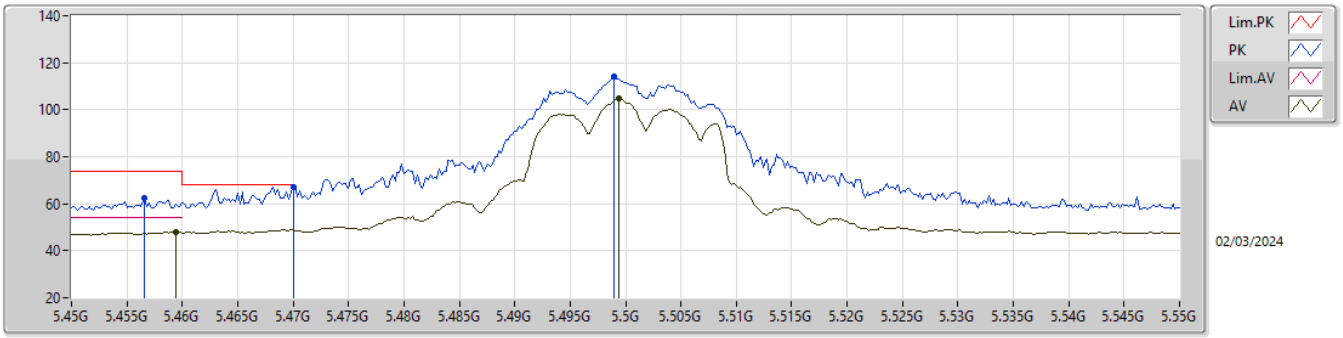

Type	Freq	Level	Limit	Margin	Factor	Dist	Condition	Azimuth	Height	Raw	AF	CL	PA
	(Hz)	(dBuV/m)	(dBuV/m)	(dB)	(dB)	(m)		(°)	(m)	(dBuV)	(dB)	(dB)	(dB)
AV	5.4594G	47.83	54.00	-6.17	7.07	3	Vertical	10	1.79	40.76	32.70	8.27	33.90
AV	5.4994G	104.58	Inf	-Inf	7.10	3	Vertical	10	1.79	97.48	32.70	8.29	33.89
PK	5.4566G	62.46	74.00	-11.54	7.07	3	Vertical	10	1.79	55.39	32.70	8.27	33.90
PK	5.47G	67.12	68.20	-1.08	7.08	3	Vertical	10	1.79	60.04	32.70	8.28	33.90
PK	5.499G	113.91	Inf	-Inf	7.10	3	Vertical	10	1.79	106.81	32.70	8.29	33.89

5.47-5.725GHz_802.11a_Nss1,(6Mbps)_2TX

5500MHz_TX

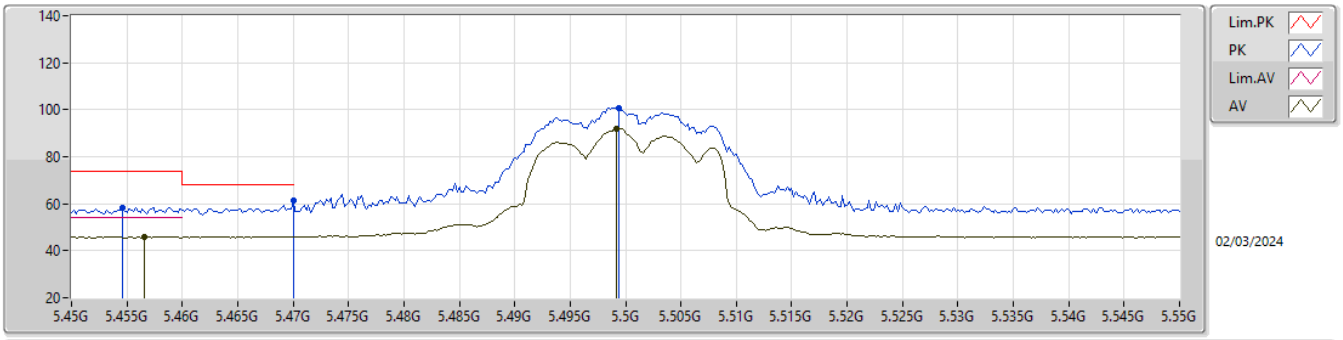

Type	Freq	Level	Limit	Margin	Factor	Dist	Condition	Azimuth	Height	Raw	AF	CL	PA
	(Hz)	(dBuV/m)	(dBuV/m)	(dB)	(dB)	(m)		(°)	(m)	(dBuV)	(dB)	(dB)	(dB)
AV	5.4566G	45.91	54.00	-8.09	7.07	3	Horizontal	184	1.50	38.84	32.70	8.27	33.90
AV	5.4992G	91.92	Inf	-Inf	7.10	3	Horizontal	184	1.50	84.82	32.70	8.29	33.89
PK	5.4546G	58.30	74.00	-15.70	7.07	3	Horizontal	184	1.50	51.23	32.70	8.27	33.90
PK	5.47G	61.40	68.20	-6.80	7.08	3	Horizontal	184	1.50	54.32	32.70	8.28	33.90
PK	5.4994G	100.86	Inf	-Inf	7.10	3	Horizontal	184	1.50	93.76	32.70	8.29	33.89

5.47-5.725GHz_802.11a_Nss1,(6Mbps)_2TX

5500MHz_TX

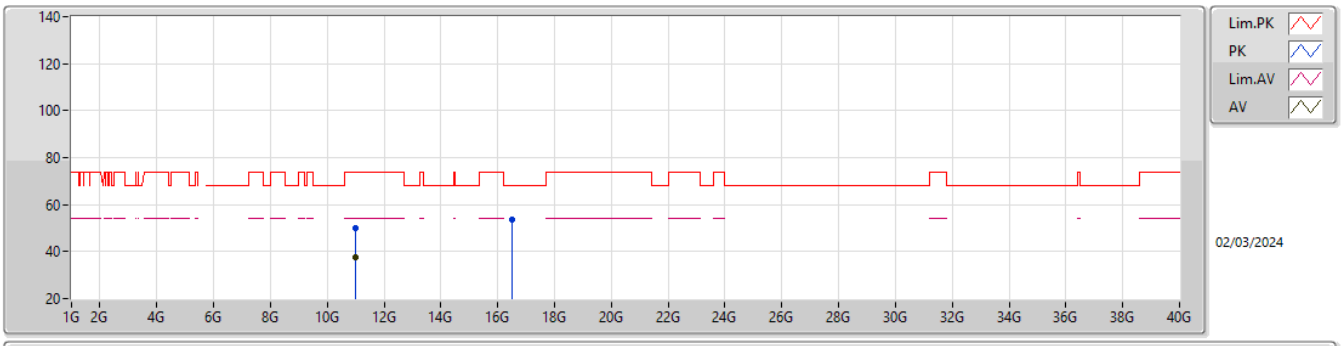

Type	Freq	Level	Limit	Margin	Factor	Dist	Condition	Azimuth	Height	Raw	AF	CL	PA
	(Hz)	(dBuV/m)	(dBuV/m)	(dB)	(dB)	(m)		(°)	(m)	(dBuV)	(dB)	(dB)	(dB)
AV	11.01392G	37.38	54.00	-16.62	16.08	3	Vertical	0	1.05	21.30	38.50	11.61	34.03
PK	11.00864G	49.95	74.00	-24.05	16.08	3	Vertical	0	1.05	33.87	38.50	11.61	34.03
PK	16.49262G	53.72	68.20	-14.48	19.11	3	Vertical	43	1.00	34.61	38.39	14.76	34.04

5.47-5.725GHz_802.11a_Nss1,(6Mbps)_2TX

5500MHz_TX

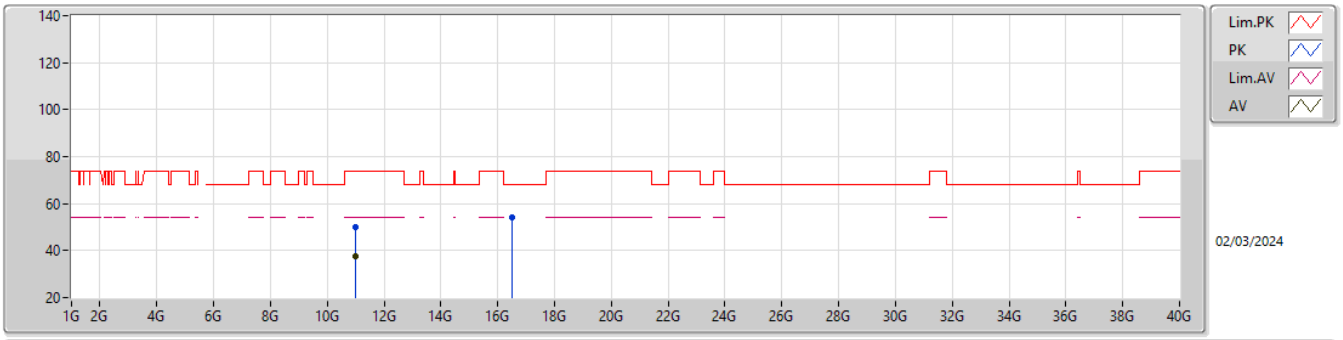

Type	Freq	Level	Limit	Margin	Factor	Dist	Condition	Azimuth	Height	Raw	AF	CL	PA
	(Hz)	(dBuV/m)	(dBuV/m)	(dB)	(dB)	(m)		(°)	(m)	(dBuV)	(dB)	(dB)	(dB)
AV	11.00816G	37.46	54.00	-16.54	16.08	3	Horizontal	36	2.16	21.38	38.50	11.61	34.03
PK	11.00702G	49.76	74.00	-24.24	16.08	3	Horizontal	36	2.16	33.68	38.50	11.61	34.03
PK	16.50816G	53.90	68.20	-14.30	19.11	3	Horizontal	202	1.60	34.79	38.38	14.76	34.03

5.47-5.725GHz_802.11ax HEW20_Nss1,(MCS0)_2TX

5700MHz_TX

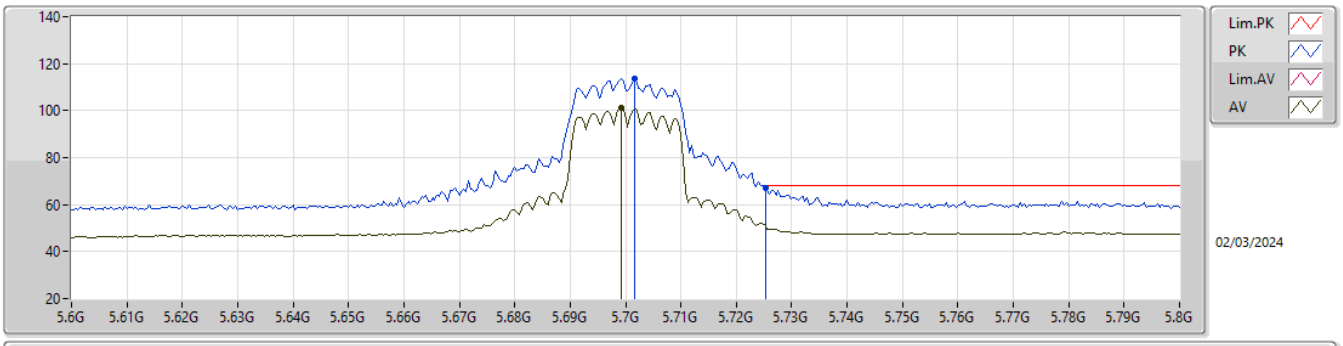

Type	Freq	Level	Limit	Margin	Factor	Dist	Condition	Azimuth	Height	Raw	AF	CL	PA
	(Hz)	(dBuV/m)	(dBuV/m)	(dB)	(dB)	(m)		(°)	(m)	(dBuV)	(dB)	(dB)	(dB)
AV	5.6992G	101.17	Inf	-Inf	7.89	3	Vertical	13	1.50	93.28	33.39	8.45	33.95
PK	5.7016G	113.83	Inf	-Inf	7.90	3	Vertical	13	1.50	105.93	33.40	8.45	33.95
PK	5.7252G	67.12	68.20	-1.08	7.97	3	Vertical	13	1.50	59.15	33.45	8.48	33.96

5.47-5.725GHz_802.11ax HEW20_Nss1,(MCS0)_2TX

5700MHz_TX

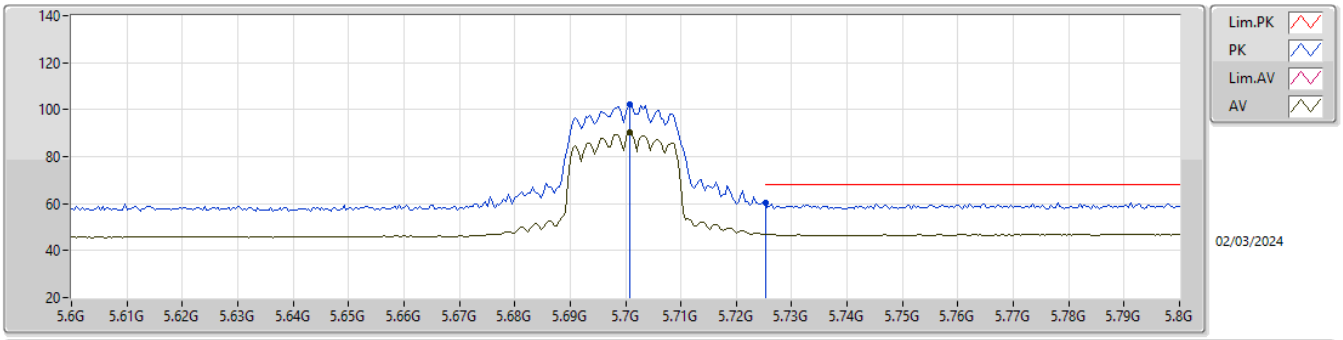

Type	Freq	Level	Limit	Margin	Factor	Dist	Condition	Azimuth	Height	Raw	AF	CL	PA
	(Hz)	(dBuV/m)	(dBuV/m)	(dB)	(dB)	(m)		(°)	(m)	(dBuV)	(dB)	(dB)	(dB)
AV	5.7008G	90.15	Inf	-Inf	7.90	3	Horizontal	174	1.48	82.25	33.40	8.45	33.95
PK	5.7008G	102.24	Inf	-Inf	7.90	3	Horizontal	174	1.48	94.34	33.40	8.45	33.95
PK	5.7252G	60.33	68.20	-7.87	7.97	3	Horizontal	174	1.48	52.36	33.45	8.48	33.96

5.47-5.725GHz_802.11ax HEW20_Nss1,(MCS0)_2TX

5700MHz_TX

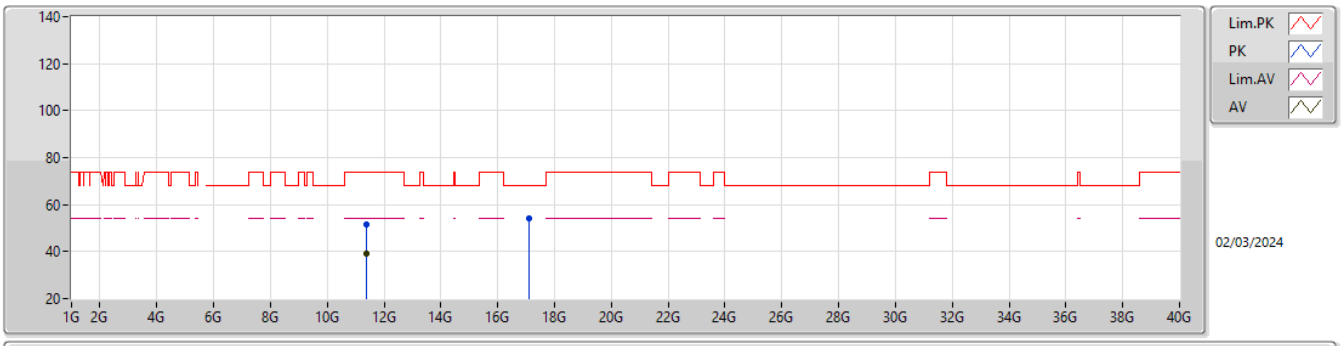

Type	Freq	Level	Limit	Margin	Factor	Dist	Condition	Azimuth	Height	Raw	AF	CL	PA
	(Hz)	(dBuV/m)	(dBuV/m)	(dB)	(dB)	(m)		(°)	(m)	(dBuV)	(dB)	(dB)	(dB)
AV	11.39829G	39.30	54.00	-14.70	16.67	3	Vertical	360	1.50	22.63	38.90	11.79	34.02
PK	11.39977G	51.80	74.00	-22.20	16.67	3	Vertical	360	1.50	35.13	38.90	11.79	34.02
PK	17.09941G	53.97	68.20	-14.23	19.70	3	Vertical	94	2.61	34.27	38.40	14.83	33.53

5.47-5.725GHz_802.11ax HEW20_Nss1,(MCS0)_2TX

5700MHz_TX

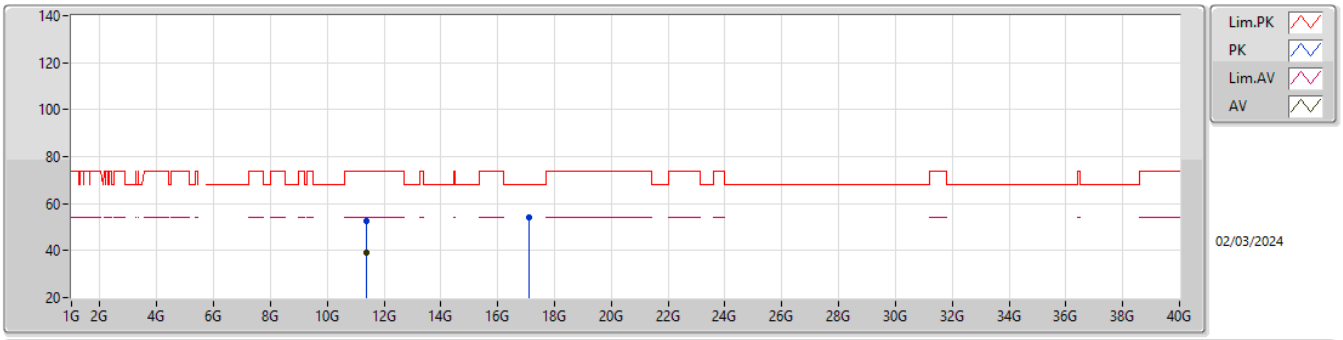

Type	Freq	Level	Limit	Margin	Factor	Dist	Condition	Azimuth	Height	Raw	AF	CL	PA
	(Hz)	(dBuV/m)	(dBuV/m)	(dB)	(dB)	(m)		(°)	(m)	(dBuV)	(dB)	(dB)	(dB)
AV	11.39914G	39.18	54.00	-14.82	16.67	3	Horizontal	237	2.70	22.51	38.90	11.79	34.02
PK	11.40096G	52.41	74.00	-21.59	16.67	3	Horizontal	237	2.70	35.74	38.90	11.79	34.02
PK	17.09831G	54.09	68.20	-14.11	19.70	3	Horizontal	44	1.50	34.39	38.40	14.83	33.53

5.47-5.725GHz_802.11ax HEW40_Nss1,(MCS0)_2TX

5510MHz_TX

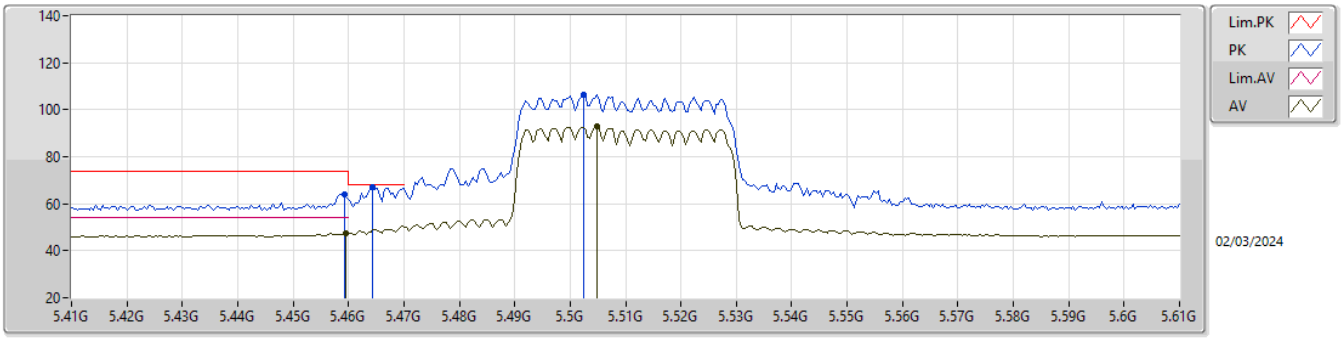

Type	Freq	Level	Limit	Margin	Factor	Dist	Condition	Azimuth	Height	Raw	AF	CL	PA
	(Hz)	(dBuV/m)	(dBuV/m)	(dB)	(dB)	(m)		(°)	(m)	(dBuV)	(dB)	(dB)	(dB)
AV	5.4596G	47.55	54.00	-6.45	7.07	3	Vertical	10	1.82	40.48	32.70	8.27	33.90
AV	5.5048G	92.79	Inf	-Inf	7.12	3	Vertical	10	1.82	85.67	32.71	8.30	33.89
PK	5.4592G	64.07	74.00	-9.93	7.07	3	Vertical	10	1.82	57.00	32.70	8.27	33.90
PK	5.4644G	66.95	68.20	-1.25	7.08	3	Vertical	10	1.82	59.87	32.70	8.28	33.90
PK	5.5024G	106.20	Inf	-Inf	7.11	3	Vertical	10	1.82	99.09	32.70	8.30	33.89

5.47-5.725GHz_802.11ax HEW40_Nss1,(MCS0)_2TX

5510MHz_TX

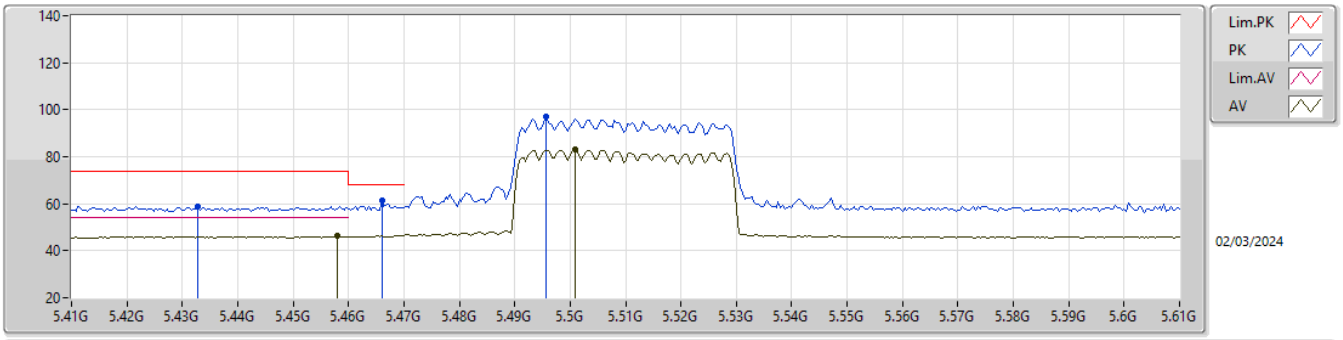

Type	Freq	Level	Limit	Margin	Factor	Dist	Condition	Azimuth	Height	Raw	AF	CL	PA
	(Hz)	(dBuV/m)	(dBuV/m)	(dB)	(dB)	(m)		(°)	(m)	(dBuV)	(dB)	(dB)	(dB)
AV	5.458G	46.15	54.00	-7.85	7.07	3	Horizontal	313	1.90	39.08	32.70	8.27	33.90
AV	5.5008G	82.92	Inf	-Inf	7.11	3	Horizontal	313	1.90	75.81	32.70	8.30	33.89
PK	5.4328G	58.99	74.00	-15.01	7.03	3	Horizontal	313	1.90	51.96	32.67	8.26	33.90
PK	5.466G	61.31	68.20	-6.89	7.08	3	Horizontal	313	1.90	54.23	32.70	8.28	33.90
PK	5.4956G	96.83	Inf	-Inf	7.10	3	Horizontal	313	1.90	89.73	32.70	8.29	33.89

5.47-5.725GHz_802.11ax HEW40_Nss1,(MCS0)_2TX

5510MHz_TX

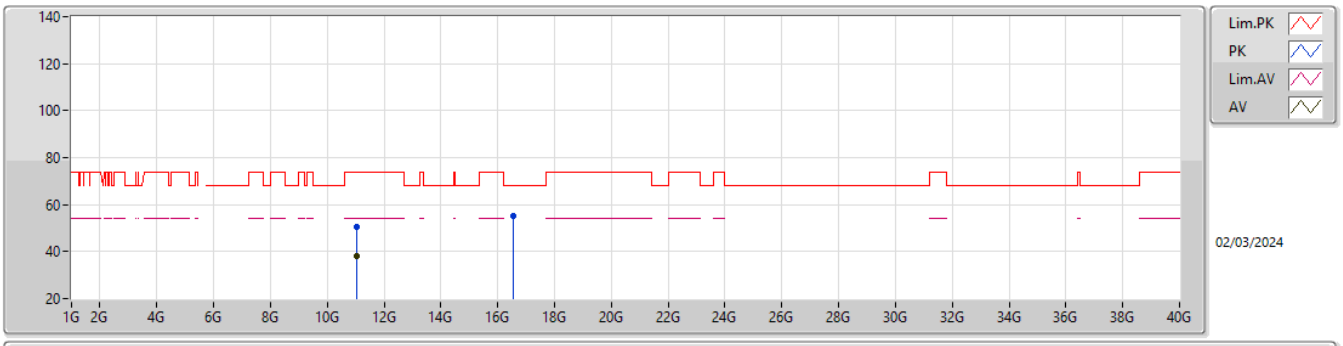

Type	Freq	Level	Limit	Margin	Factor	Dist	Condition	Azimuth	Height	Raw	AF	CL	PA
	(Hz)	(dBuV/m)	(dBuV/m)	(dB)	(dB)	(m)		(°)	(m)	(dBuV)	(dB)	(dB)	(dB)
AV	11.02034G	37.93	54.00	-16.07	16.08	3	Vertical	347	1.00	21.85	38.50	11.61	34.03
PK	11.022G	50.70	74.00	-23.30	16.09	3	Vertical	347	1.00	34.61	38.50	11.62	34.03
PK	16.53043G	55.18	68.20	-13.02	19.09	3	Vertical	66	2.68	36.09	38.34	14.76	34.01

5.47-5.725GHz_802.11ax HEW40_Nss1,(MCS0)_2TX

5510MHz_TX

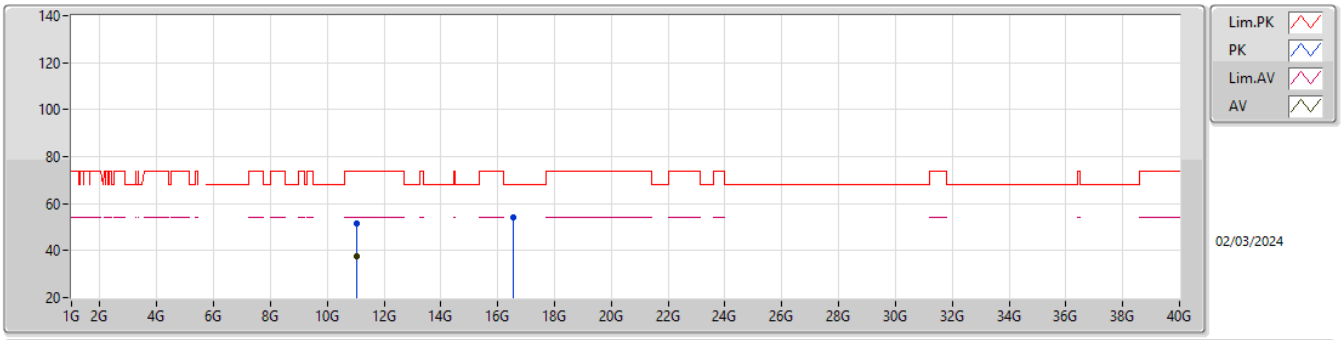

Type	Freq	Level	Limit	Margin	Factor	Dist	Condition	Azimuth	Height	Raw	AF	CL	PA
	(Hz)	(dBuV/m)	(dBuV/m)	(dB)	(dB)	(m)		(°)	(m)	(dBuV)	(dB)	(dB)	(dB)
AV	11.02019G	37.81	54.00	-16.19	16.08	3	Horizontal	360	2.54	21.73	38.50	11.61	34.03
PK	11.01895G	51.67	74.00	-22.33	16.08	3	Horizontal	360	2.54	35.59	38.50	11.61	34.03
PK	16.52899G	54.24	68.20	-13.96	19.09	3	Horizontal	73	1.97	35.15	38.34	14.76	34.01

5.47-5.725GHz_802.11ax HEW80_Nss1,(MCS0)_2TX

5530MHz_TX

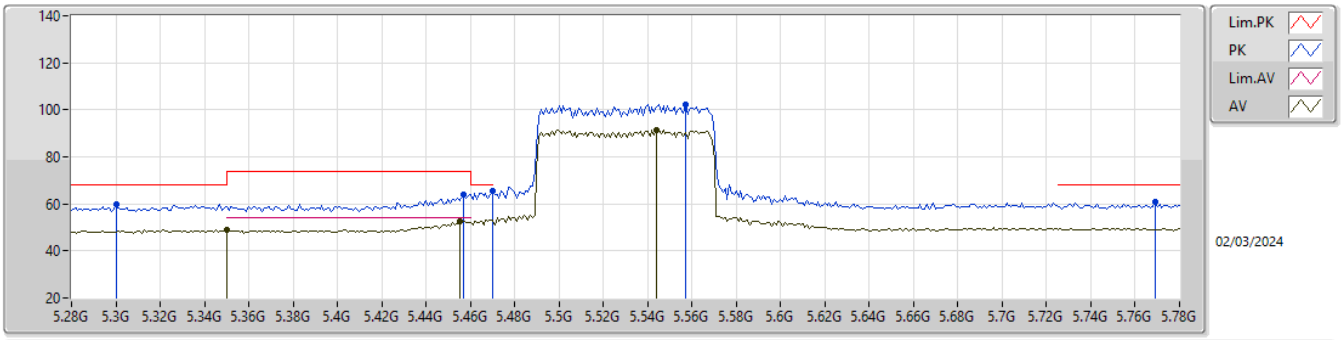

Type	Freq	Level	Limit	Margin	Factor	Dist	Condition	Azimuth	Height	Raw	AF	CL	PA
	(Hz)	(dBuV/m)	(dBuV/m)	(dB)	(dB)	(m)		(°)	(m)	(dBuV)	(dB)	(dB)	(dB)
AV	5.35G	48.72	54.00	-5.28	7.09	3	Vertical	11	1.66	41.63	32.80	8.21	33.92
AV	5.455G	52.48	54.00	-1.52	7.07	3	Vertical	11	1.66	45.41	32.70	8.27	33.90
AV	5.544G	91.48	Inf	-Inf	7.21	3	Vertical	11	1.66	84.27	32.79	8.32	33.90
PK	5.3G	59.63	68.20	-8.57	6.95	3	Vertical	11	1.66	52.68	32.70	8.18	33.93
PK	5.457G	64.16	74.00	-9.84	7.07	3	Vertical	11	1.66	57.09	32.70	8.27	33.90
PK	5.47G	65.41	68.20	-2.79	7.08	3	Vertical	11	1.66	58.33	32.70	8.28	33.90
PK	5.557G	102.40	Inf	-Inf	7.22	3	Vertical	11	1.66	95.18	32.80	8.33	33.91
PK	5.769G	60.74	68.20	-7.46	8.15	3	Vertical	11	1.66	52.59	33.61	8.52	33.98

5.47-5.725GHz_802.11ax HEW80_Nss1,(MCS0)_2TX

5530MHz_TX

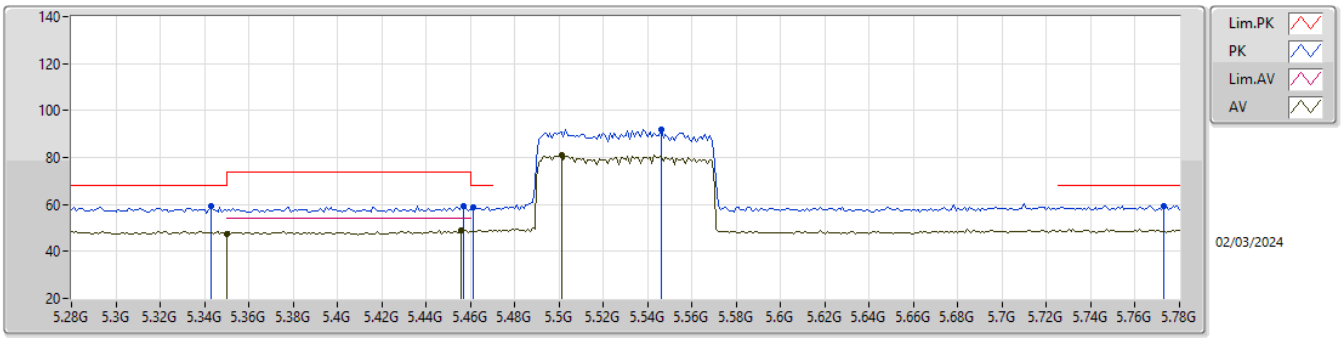

Type	Freq	Level	Limit	Margin	Factor	Dist	Condition	Azimuth	Height	Raw	AF	CL	PA
	(Hz)	(dBuV/m)	(dBuV/m)	(dB)	(dB)	(m)		(°)	(m)	(dBuV)	(dB)	(dB)	(dB)
AV	5.35G	47.54	54.00	-6.46	7.09	3	Horizontal	314	1.91	40.45	32.80	8.21	33.92
AV	5.456G	49.06	54.00	-4.94	7.07	3	Horizontal	314	1.91	41.99	32.70	8.27	33.90
AV	5.501G	81.10	Inf	-Inf	7.11	3	Horizontal	314	1.91	73.99	32.70	8.30	33.89
PK	5.343G	59.29	68.20	-8.91	7.08	3	Horizontal	314	1.91	52.21	32.79	8.21	33.92
PK	5.457G	59.28	74.00	-14.72	7.07	3	Horizontal	314	1.91	52.21	32.70	8.27	33.90
PK	5.461G	58.95	68.20	-9.25	7.07	3	Horizontal	314	1.91	51.88	32.70	8.27	33.90
PK	5.546G	92.00	Inf	-Inf	7.21	3	Horizontal	314	1.91	84.79	32.79	8.32	33.90
PK	5.773G	59.43	68.20	-8.77	8.18	3	Horizontal	314	1.91	51.25	33.64	8.52	33.98

5.47-5.725GHz_802.11ax HEW80_Nss1,(MCS0)_2TX

5530MHz_TX

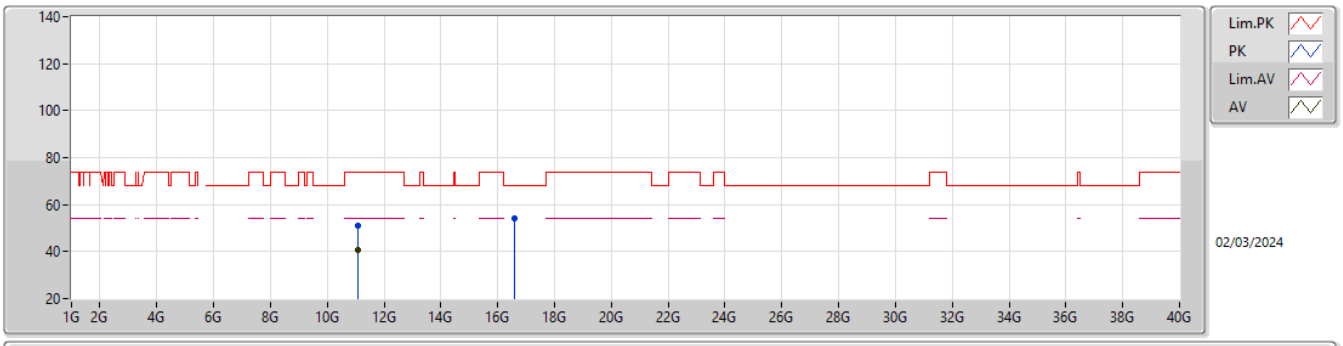

Type	Freq	Level	Limit	Margin	Factor	Dist	Condition	Azimuth	Height	Raw	AF	CL	PA
	(Hz)	(dBuV/m)	(dBuV/m)	(dB)	(dB)	(m)		(°)	(m)	(dBuV)	(dB)	(dB)	(dB)
AV	11.06206G	40.75	54.00	-13.25	16.10	3	Vertical	294	1.00	24.65	38.50	11.63	34.03
PK	11.06059G	51.00	74.00	-23.00	16.10	3	Vertical	294	1.00	34.90	38.50	11.63	34.03
PK	16.59176G	54.20	68.20	-14.00	19.04	3	Vertical	107	1.50	35.16	38.22	14.77	33.95

5.47-5.725GHz_802.11ax HEW80_Nss1,(MCS0)_2TX

5530MHz_TX

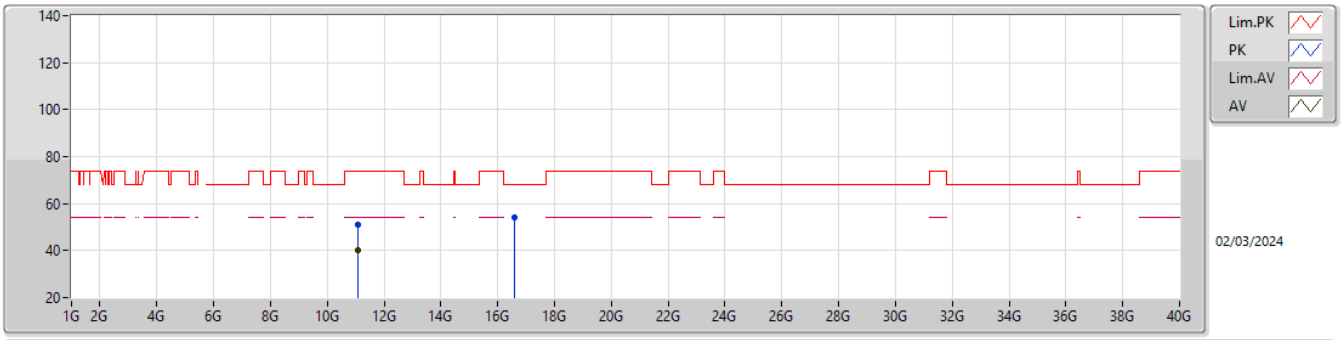

Type	Freq	Level	Limit	Margin	Factor	Dist	Condition	Azimuth	Height	Raw	AF	CL	PA
	(Hz)	(dBuV/m)	(dBuV/m)	(dB)	(dB)	(m)		(°)	(m)	(dBuV)	(dB)	(dB)	(dB)
AV	11.06071G	40.36	54.00	-13.64	16.10	3	Horizontal	291	2.72	24.26	38.50	11.63	34.03
PK	11.0606G	51.03	74.00	-22.97	16.10	3	Horizontal	291	2.72	34.93	38.50	11.63	34.03
PK	16.59043G	53.93	68.20	-14.27	19.04	3	Horizontal	177	2.05	34.89	38.22	14.77	33.95

5.725-5.85GHz_802.11a_Nss1,(6Mbps)_2TX

5785MHz_TX

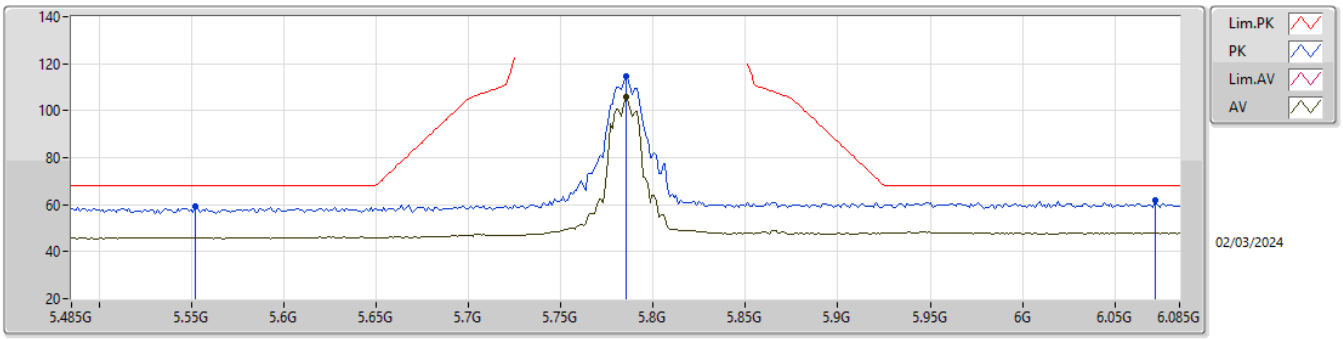

Type	Freq	Level	Limit	Margin	Factor	Dist	Condition	Azimuth	Height	Raw	AF	CL	PA
	(Hz)	(dBuV/m)	(dBuV/m)	(dB)	(dB)	(m)		(°)	(m)	(dBuV)	(dB)	(dB)	(dB)
AV	5.785G	105.77	Inf	-Inf	8.27	3	Vertical	162	1.71	97.50	33.71	8.54	33.98
PK	5.5522G	59.33	68.20	-8.87	7.21	3	Vertical	162	1.71	52.12	32.80	8.32	33.91
PK	5.785G	114.64	Inf	-Inf	8.27	3	Vertical	162	1.71	106.37	33.71	8.54	33.98
PK	6.0718G	61.65	68.20	-6.55	8.68	3	Vertical	162	1.71	52.97	34.00	8.76	34.08

5.725-5.85GHz_802.11a_Nss1,(6Mbps)_2TX

5785MHz_TX

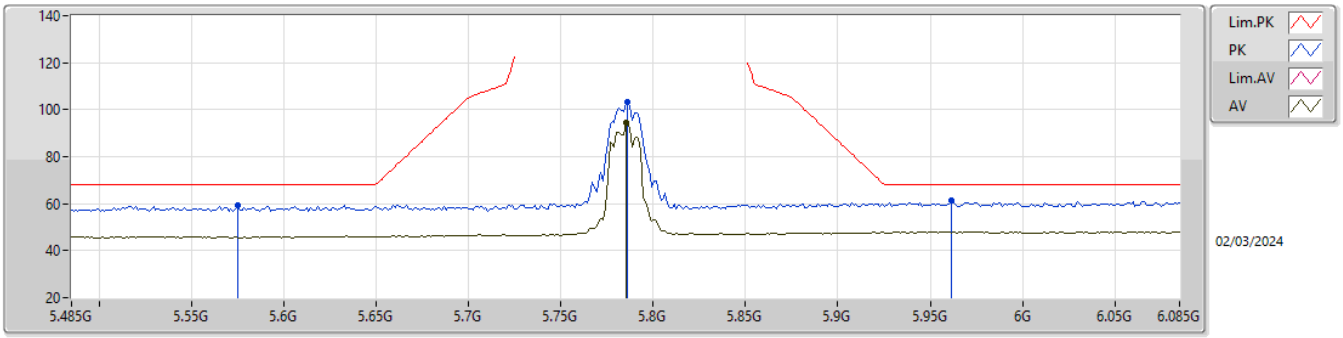

Type	Freq	Level	Limit	Margin	Factor	Dist	Condition	Azimuth	Height	Raw	AF	CL	PA
	(Hz)	(dBuV/m)	(dBuV/m)	(dB)	(dB)	(m)		(°)	(m)	(dBuV)	(dB)	(dB)	(dB)
AV	5.785G	94.26	Inf	-Inf	8.27	3	Horizontal	174	1.57	85.99	33.71	8.54	33.98
PK	5.575G	59.41	68.20	-8.79	7.23	3	Horizontal	174	1.57	52.18	32.80	8.34	33.91
PK	5.7862G	103.33	Inf	-Inf	8.28	3	Horizontal	174	1.57	95.05	33.72	8.54	33.98
PK	5.9614G	61.16	68.20	-7.04	8.81	3	Horizontal	174	1.57	52.35	34.23	8.62	34.04

5.725-5.85GHz_802.11a_Nss1,(6Mbps)_2TX

5785MHz_TX

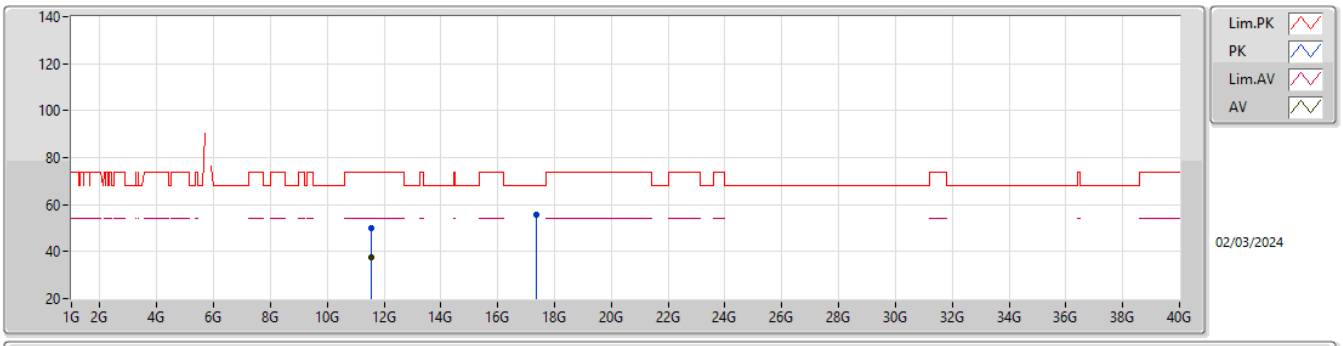

Type	Freq	Level	Limit	Margin	Factor	Dist	Condition	Azimuth	Height	Raw	AF	CL	PA
	(Hz)	(dBuV/m)	(dBuV/m)	(dB)	(dB)	(m)		(°)	(m)	(dBuV)	(dB)	(dB)	(dB)
AV	11.56598G	37.47	54.00	-16.53	16.47	3	Vertical	239	1.50	21.00	38.64	11.86	34.03
PK	11.5706G	50.16	74.00	-23.84	16.45	3	Vertical	239	1.50	33.71	38.62	11.86	34.03
PK	17.36796G	55.54	68.20	-12.66	20.00	3	Vertical	291	2.05	35.54	38.64	14.86	33.50

5.725-5.85GHz_802.11a_Nss1,(6Mbps)_2TX

5785MHz_TX

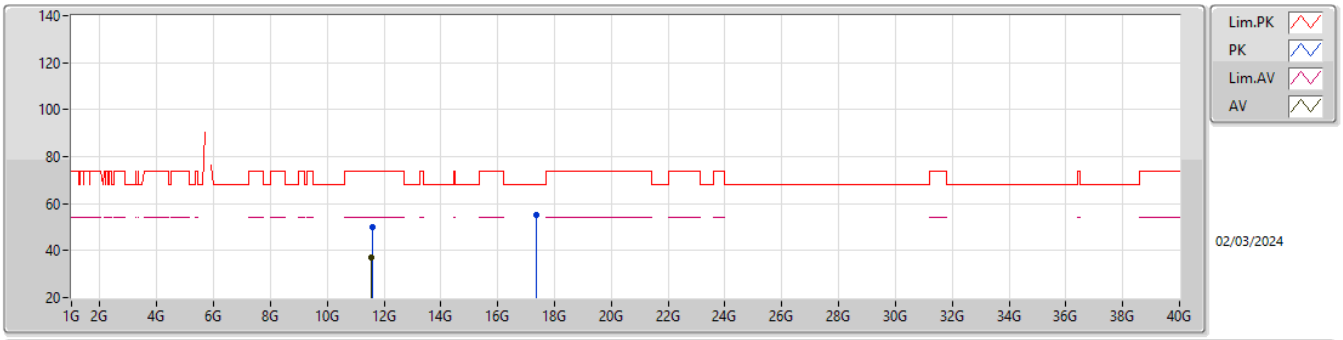

Type	Freq	Level	Limit	Margin	Factor	Dist	Condition	Azimuth	Height	Raw	AF	CL	PA
	(Hz)	(dBuV/m)	(dBuV/m)	(dB)	(dB)	(m)		(°)	(m)	(dBuV)	(dB)	(dB)	(dB)
AV	11.57162G	37.31	54.00	-16.69	16.45	3	Horizontal	18	1.50	20.86	38.61	11.87	34.03
PK	11.58146G	50.09	74.00	-23.91	16.41	3	Horizontal	18	1.50	33.68	38.57	11.87	34.03
PK	17.34558G	55.32	68.20	-12.88	19.94	3	Horizontal	52	2.32	35.38	38.59	14.85	33.50

5.725-5.85GHz_802.11ax HEW20_Nss1,(MCS0)_2TX

5785MHz_TX

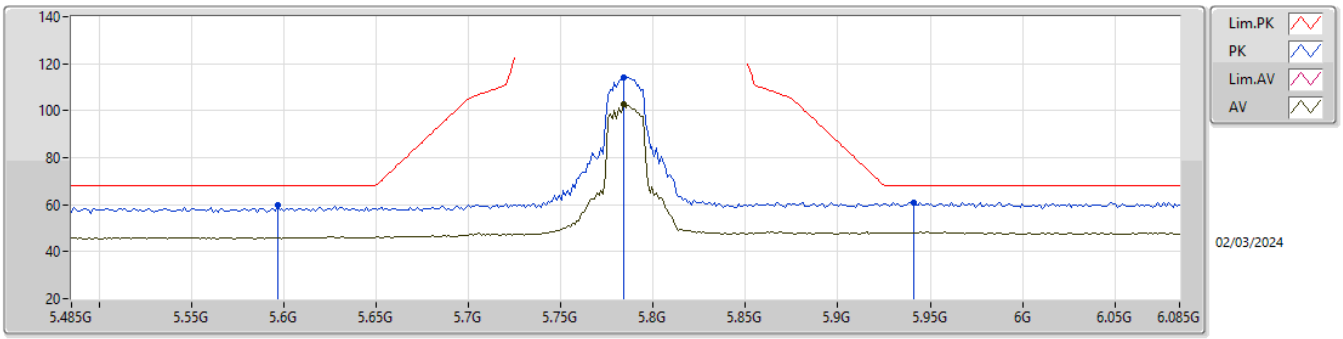

Type	Freq	Level	Limit	Margin	Factor	Dist	Condition	Azimuth	Height	Raw	AF	CL	PA
	(Hz)	(dBuV/m)	(dBuV/m)	(dB)	(dB)	(m)		(°)	(m)	(dBuV)	(dB)	(dB)	(dB)
AV	5.7838G	102.69	Inf	-Inf	8.25	3	Vertical	12	1.66	94.44	33.70	8.53	33.98
PK	5.5966G	59.97	68.20	-8.23	7.23	3	Vertical	12	1.66	52.74	32.80	8.35	33.92
PK	5.7838G	114.16	Inf	-Inf	8.25	3	Vertical	12	1.66	105.91	33.70	8.53	33.98
PK	5.941G	61.03	68.20	-7.17	8.83	3	Vertical	12	1.66	52.20	34.25	8.61	34.03

5.725-5.85GHz_802.11ax HEW20_Nss1,(MCS0)_2TX

5785MHz_TX

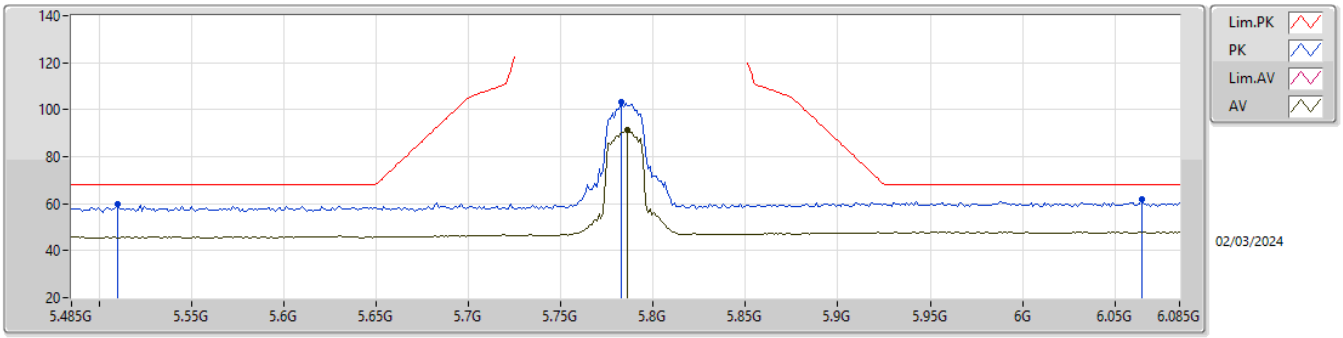

Type	Freq	Level	Limit	Margin	Factor	Dist	Condition	Azimuth	Height	Raw	AF	CL	PA
	(Hz)	(dBuV/m)	(dBuV/m)	(dB)	(dB)	(m)		(°)	(m)	(dBuV)	(dB)	(dB)	(dB)
AV	5.7862G	91.61	Inf	-Inf	8.28	3	Horizontal	175	2.72	83.33	33.72	8.54	33.98
PK	5.5102G	59.80	68.20	-8.40	7.13	3	Horizontal	175	2.72	52.67	32.72	8.30	33.89
PK	5.7826G	103.20	Inf	-Inf	8.25	3	Horizontal	175	2.72	94.95	33.70	8.53	33.98
PK	6.0646G	61.85	68.20	-6.35	8.68	3	Horizontal	175	2.72	53.17	34.00	8.75	34.07

5.725-5.85GHz_802.11ax HEW20_Nss1,(MCS0)_2TX

5785MHz_TX

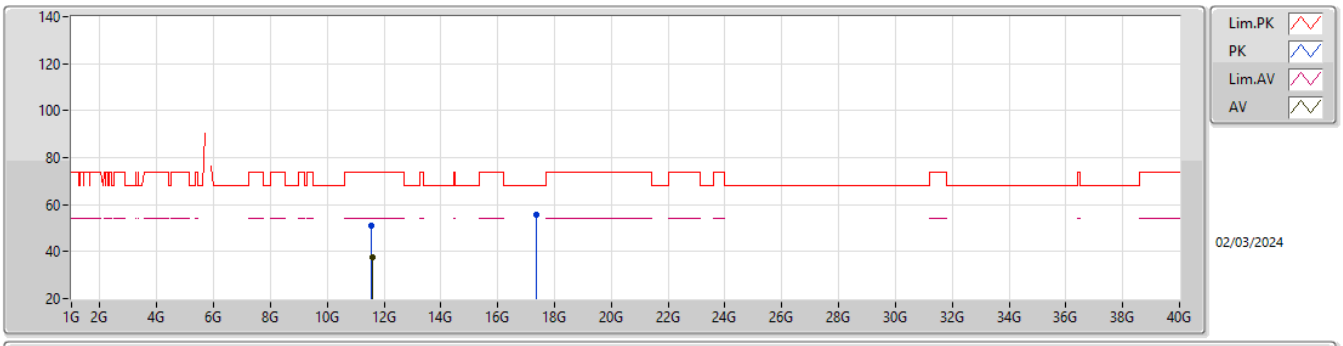

Type	Freq	Level	Limit	Margin	Factor	Dist	Condition	Azimuth	Height	Raw	AF	CL	PA
	(Hz)	(dBuV/m)	(dBuV/m)	(dB)	(dB)	(m)		(°)	(m)	(dBuV)	(dB)	(dB)	(dB)
AV	11.57234G	37.56	54.00	-16.44	16.45	3	Vertical	360	1.70	21.11	38.61	11.87	34.03
PK	11.5682G	50.78	74.00	-23.22	16.46	3	Vertical	360	1.70	34.32	38.63	11.86	34.03
PK	17.35438G	55.79	68.20	-12.41	19.97	3	Vertical	279	2.99	35.82	38.61	14.86	33.50

5.725-5.85GHz_802.11ax HEW20_Nss1,(MCS0)_2TX

5785MHz_TX

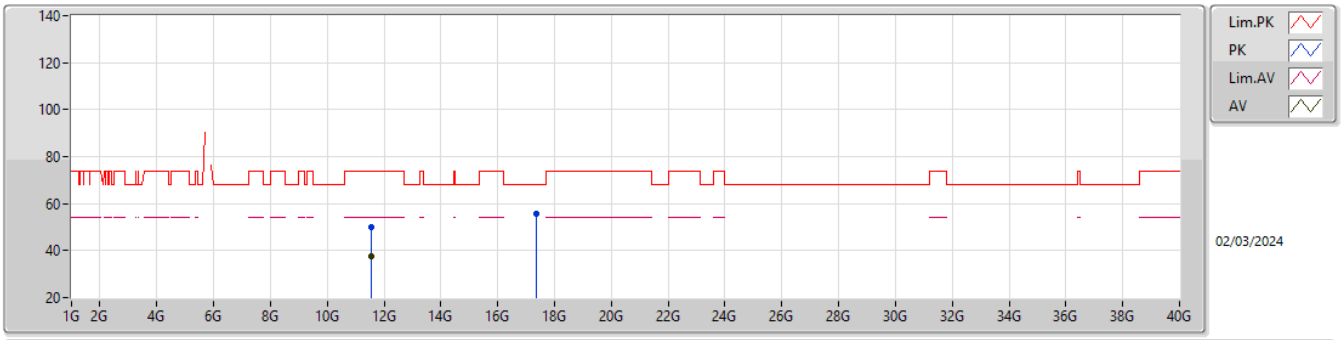

Type	Freq	Level	Limit	Margin	Factor	Dist	Condition	Azimuth	Height	Raw	AF	CL	PA
	(Hz)	(dBuV/m)	(dBuV/m)	(dB)	(dB)	(m)		(°)	(m)	(dBuV)	(dB)	(dB)	(dB)
AV	11.57204G	37.66	54.00	-16.34	16.45	3	Horizontal	150	1.45	21.21	38.61	11.87	34.03
PK	11.56902G	50.24	74.00	-23.76	16.45	3	Horizontal	150	1.45	33.79	38.62	11.86	34.03
PK	17.35395G	55.66	68.20	-12.54	19.97	3	Horizontal	356	1.50	35.69	38.61	14.86	33.50

5.725-5.85GHz_802.11ax HEW40_Nss1,(MCS0)_2TX

5755MHz_TX

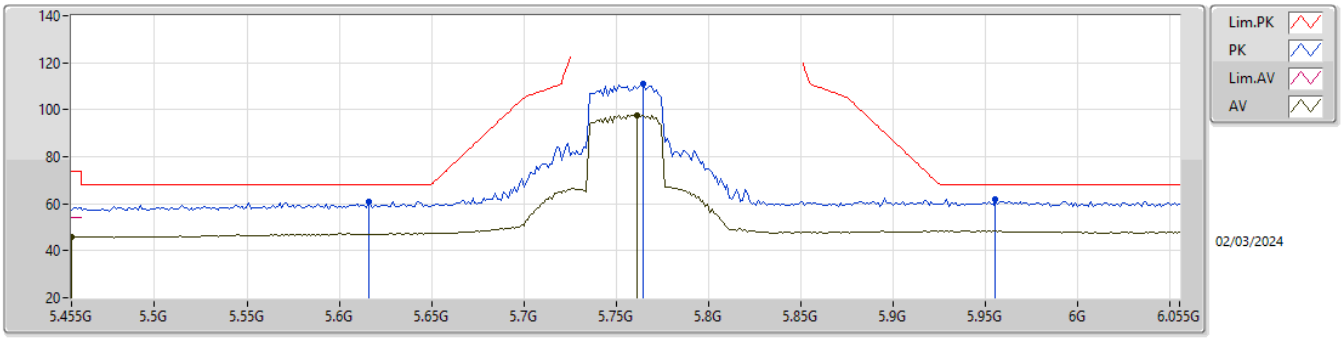

Type	Freq	Level	Limit	Margin	Factor	Dist	Condition	Azimuth	Height	Raw	AF	CL	PA
	(Hz)	(dBuV/m)	(dBuV/m)	(dB)	(dB)	(m)		(°)	(m)	(dBuV)	(dB)	(dB)	(dB)
AV	5.455G	46.07	54.00	-7.93	7.07	3	Vertical	12	1.50	39.00	32.70	8.27	33.90
AV	5.761G	97.59	Inf	-Inf	8.11	3	Vertical	12	1.50	89.48	33.57	8.51	33.97
PK	5.6158G	60.91	68.20	-7.29	7.30	3	Vertical	12	1.50	53.61	32.86	8.37	33.93
PK	5.7646G	111.02	Inf	-Inf	8.13	3	Vertical	12	1.50	102.89	33.59	8.51	33.97
PK	5.9554G	61.87	68.20	-6.33	8.85	3	Vertical	12	1.50	53.02	34.27	8.62	34.04

5.725-5.85GHz_802.11ax HEW40_Nss1,(MCS0)_2TX

5755MHz_TX

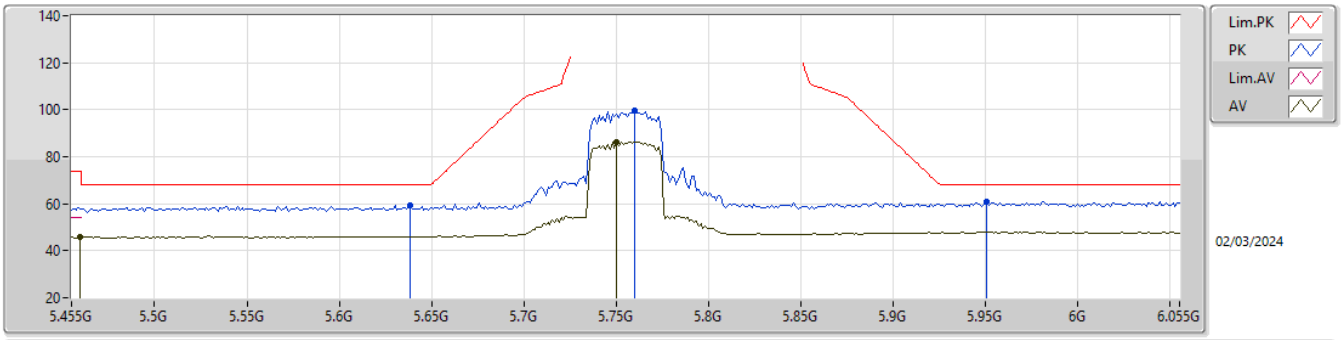

Type	Freq	Level	Limit	Margin	Factor	Dist	Condition	Azimuth	Height	Raw	AF	CL	PA
	(Hz)	(dBuV/m)	(dBuV/m)	(dB)	(dB)	(m)		(°)	(m)	(dBuV)	(dB)	(dB)	(dB)
AV	5.4598G	45.89	54.00	-8.11	7.07	3	Horizontal	173	1.69	38.82	32.70	8.27	33.90
AV	5.7502G	86.38	Inf	-Inf	8.03	3	Horizontal	173	1.69	78.35	33.50	8.50	33.97
PK	5.6386G	59.46	68.20	-8.74	7.41	3	Horizontal	173	1.69	52.05	32.95	8.39	33.93
PK	5.7598G	99.45	Inf	-Inf	8.10	3	Horizontal	173	1.69	91.35	33.56	8.51	33.97
PK	5.9506G	61.05	68.20	-7.15	8.89	3	Horizontal	173	1.69	52.16	34.30	8.62	34.03

5.725-5.85GHz_802.11ax HEW40_Nss1,(MCS0)_2TX

5755MHz_TX

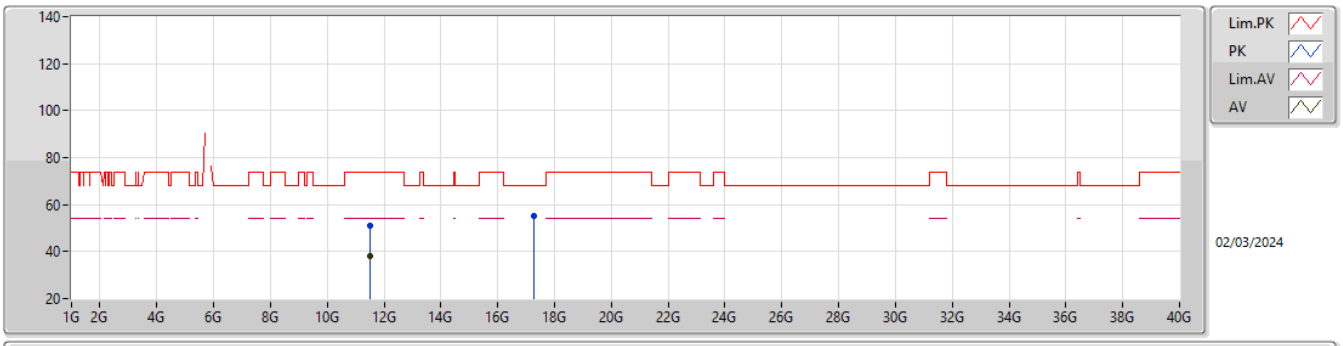

Type	Freq	Level	Limit	Margin	Factor	Dist	Condition	Azimuth	Height	Raw	AF	CL	PA
	(Hz)	(dBuV/m)	(dBuV/m)	(dB)	(dB)	(m)		(°)	(m)	(dBuV)	(dB)	(dB)	(dB)
AV	11.50865G	38.23	54.00	-15.77	16.60	3	Vertical	231	2.21	21.63	38.78	11.84	34.02
PK	11.50834G	50.82	74.00	-23.18	16.60	3	Vertical	231	2.21	34.22	38.78	11.84	34.02
PK	17.26537G	55.34	68.20	-12.86	19.70	3	Vertical	190	1.50	35.64	38.36	14.85	33.51

5.725-5.85GHz_802.11ax HEW40_Nss1,(MCS0)_2TX

5755MHz_TX

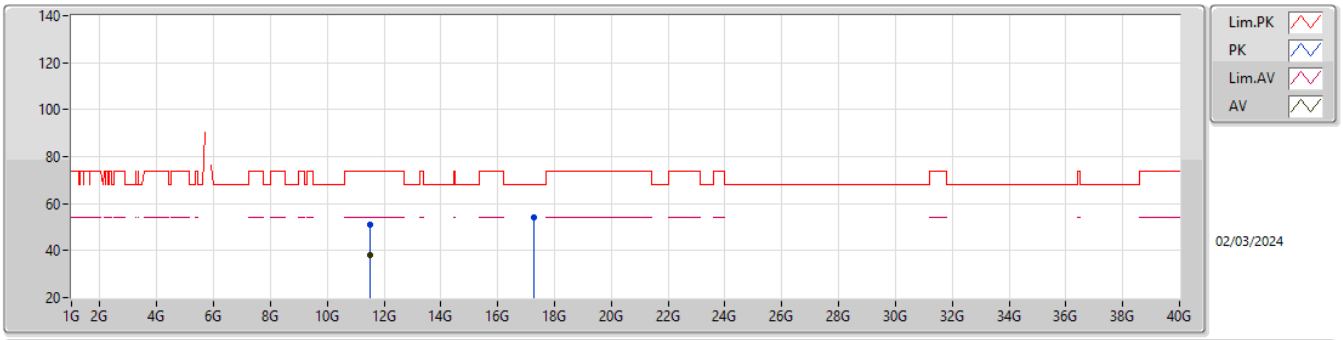

Type	Freq	Level	Limit	Margin	Factor	Dist	Condition	Azimuth	Height	Raw	AF	CL	PA
	(Hz)	(dBuV/m)	(dBuV/m)	(dB)	(dB)	(m)		(°)	(m)	(dBuV)	(dB)	(dB)	(dB)
AV	11.5111G	38.13	54.00	-15.87	16.60	3	Horizontal	30	1.50	21.53	38.78	11.84	34.02
PK	11.50835G	51.00	74.00	-23.00	16.60	3	Horizontal	30	1.50	34.40	38.78	11.84	34.02
PK	17.26716G	54.27	68.20	-13.93	19.71	3	Horizontal	288	1.50	34.56	38.37	14.85	33.51

5.725-5.85GHz_802.11ax HEW80_Nss1,(MCS0)_2TX

5775MHz_TX

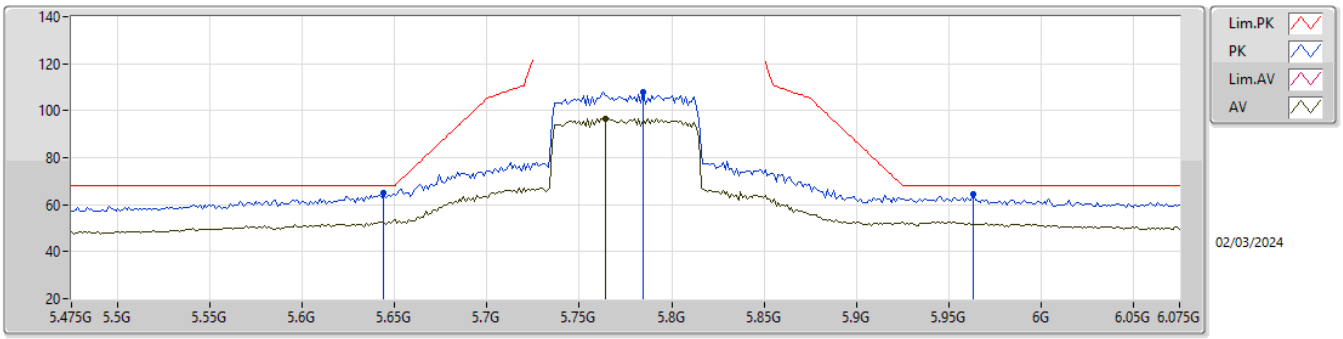

Type	Freq	Level	Limit	Margin	Factor	Dist	Condition	Azimuth	Height	Raw	AF	CL	PA
	(Hz)	(dBuV/m)	(dBuV/m)	(dB)	(dB)	(m)		(°)	(m)	(dBuV)	(dB)	(dB)	(dB)
AV	5.7642G	96.66	Inf	-Inf	8.13	3	Vertical	10	1.55	88.53	33.59	8.51	33.97
PK	5.6442G	64.96	68.20	-3.24	7.43	3	Vertical	10	1.55	57.53	32.98	8.39	33.94
PK	5.7846G	108.05	Inf	-Inf	8.26	3	Vertical	10	1.55	99.79	33.71	8.53	33.98
PK	5.9634G	64.43	68.20	-3.77	8.80	3	Vertical	10	1.55	55.63	34.22	8.62	34.04

5.725-5.85GHz_802.11ax HEW80_Nss1,(MCS0)_2TX

5775MHz_TX

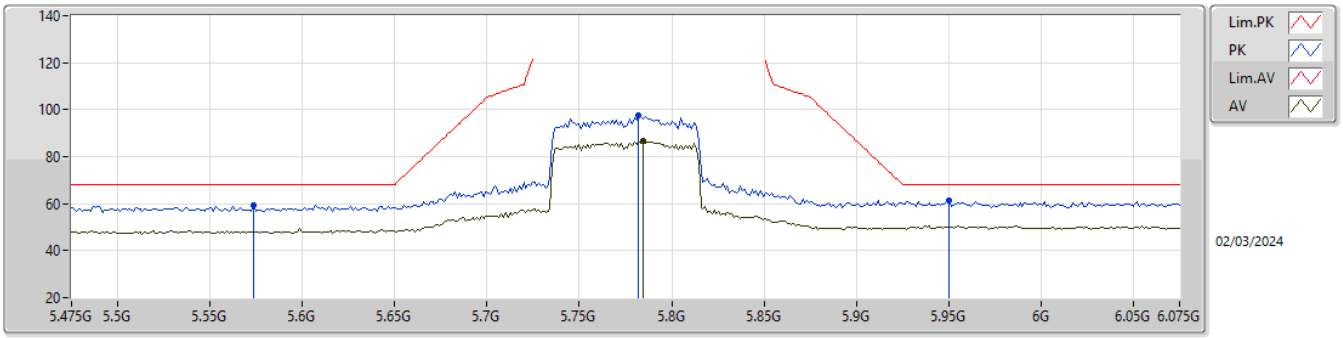

Type	Freq	Level	Limit	Margin	Factor	Dist	Condition	Azimuth	Height	Raw	AF	CL	PA
	(Hz)	(dBuV/m)	(dBuV/m)	(dB)	(dB)	(m)		(°)	(m)	(dBuV)	(dB)	(dB)	(dB)
AV	5.7846G	86.59	Inf	-Inf	8.26	3	Horizontal	301	1.78	78.33	33.71	8.53	33.98
PK	5.5734G	59.24	68.20	-8.96	7.23	3	Horizontal	301	1.78	52.01	32.80	8.34	33.91
PK	5.7822G	97.49	Inf	-Inf	8.24	3	Horizontal	301	1.78	89.25	33.69	8.53	33.98
PK	5.9502G	61.29	68.20	-6.91	8.89	3	Horizontal	301	1.78	52.40	34.30	8.62	34.03

5.725-5.85GHz_802.11ax HEW80_Nss1,(MCS0)_2TX

5775MHz_TX

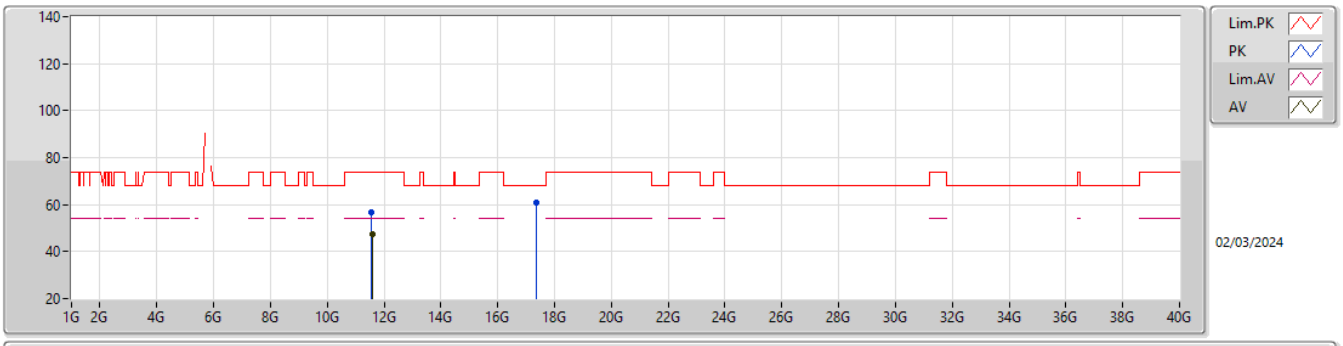

Type	Freq	Level	Limit	Margin	Factor	Dist	Condition	Azimuth	Height	Raw	AF	CL	PA
	(Hz)	(dBuV/m)	(dBuV/m)	(dB)	(dB)	(m)		(°)	(m)	(dBuV)	(dB)	(dB)	(dB)
AV	11.586G	47.22	54.00	-6.78	16.39	3	Vertical	261	1.50	30.83	38.56	11.87	34.04
PK	11.5668G	56.79	74.00	-17.21	16.46	3	Vertical	261	1.50	40.33	38.63	11.86	34.03
PK	17.36892G	60.72	68.20	-7.48	20.00	3	Vertical	206	1.72	40.72	38.64	14.86	33.50

5.725-5.85GHz_802.11ax HEW80_Nss1,(MCS0)_2TX

5775MHz_TX

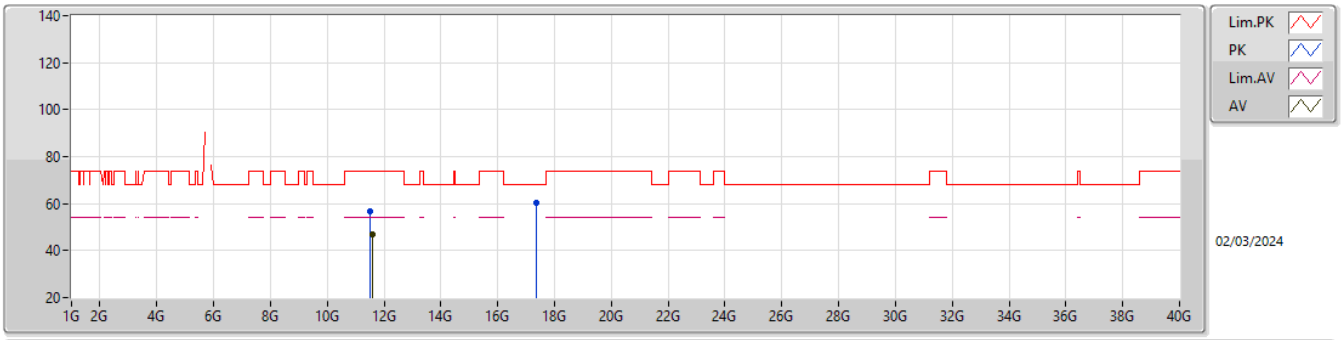

Type	Freq	Level	Limit	Margin	Factor	Dist	Condition	Azimuth	Height	Raw	AF	CL	PA
	(Hz)	(dBuV/m)	(dBuV/m)	(dB)	(dB)	(m)		(°)	(m)	(dBuV)	(dB)	(dB)	(dB)
AV	11.57712G	47.11	54.00	-6.89	16.43	3	Horizontal	24	1.28	30.68	38.59	11.87	34.03
PK	11.52192G	56.52	74.00	-17.48	16.58	3	Horizontal	24	1.28	39.94	38.76	11.84	34.02
PK	17.35788G	60.55	68.20	-7.65	19.98	3	Horizontal	333	2.67	40.57	38.62	14.86	33.50