Appendix D: Dwell Time

Test Result

Test Mode	Antenna	Freq(MHz)	BurstWidth [ms]	TotalHops [Num]	Result[s]	Limit[s]	Verdict
DH1	Ant1	Hop	0.375	320	0.12	≤0.4	PASS
DH3	Ant1	Hop	1.630	160	0.261	≤0.4	PASS
DH5	Ant1	Hop	2.879	106.67	0.307	≤0.4	PASS
2DH1	Ant1	Hop	0.385	320	0.123	≤0.4	PASS
2DH3	Ant1	Hop	1.637	160	0.262	≤0.4	PASS
2DH5	Ant1	Hop	2.885	106.67	0.308	≤0.4	PASS
3DH1	Ant1	Hop	0.385	320	0.123	≤0.4	PASS
3DH3	Ant1	Hop	1.635	160	0.262	≤0.4	PASS
3DH5	Ant1	Hop	2.885	106.67	0.308	≤0.4	PASS

Test Graphs

DH1_Ant1_Hop

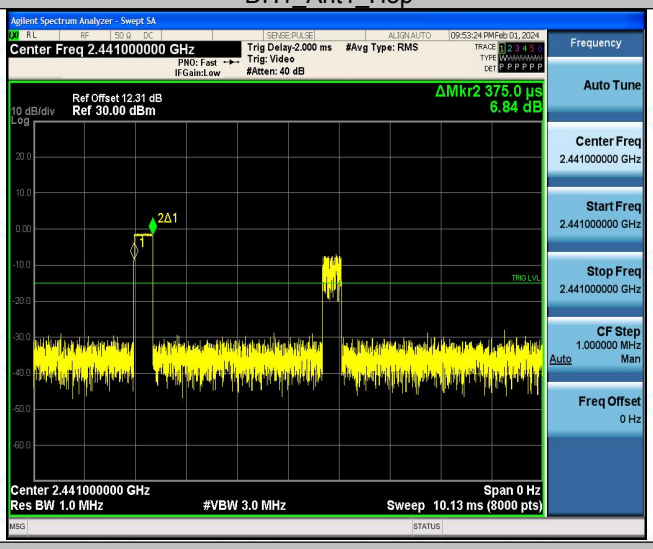

DH3_Ant1_Hop

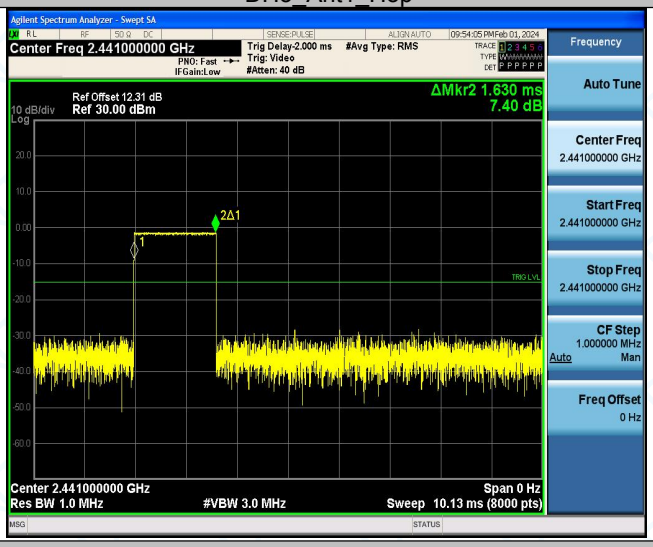

DH5_Ant1_Hop

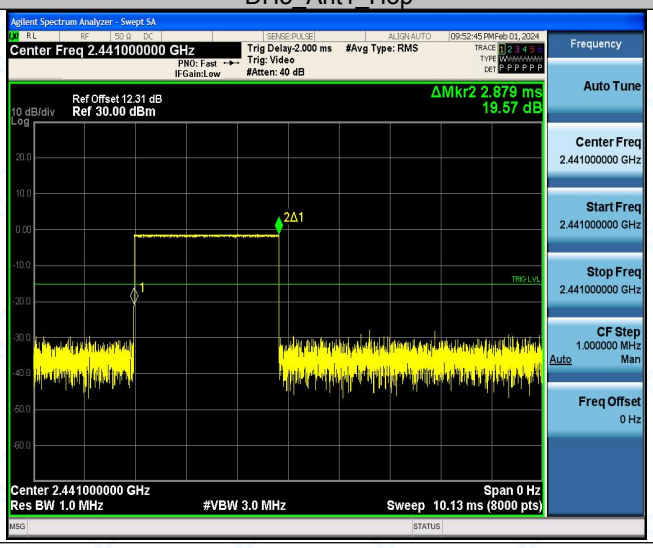

2DH1_Ant1_Hop

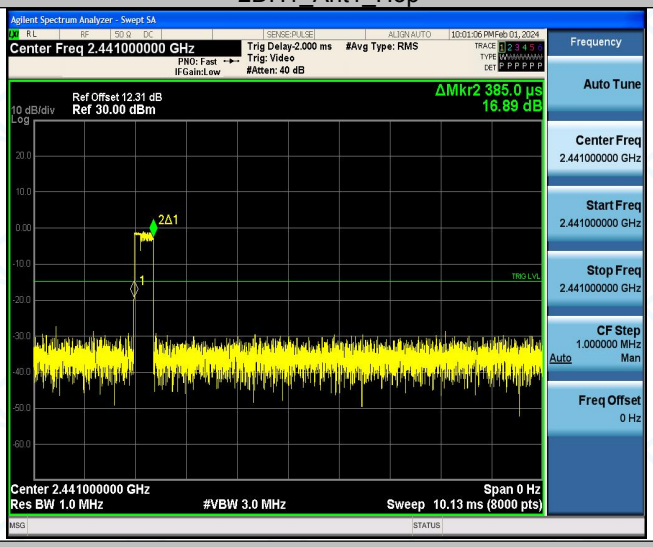

2DH3_Ant1_Hop

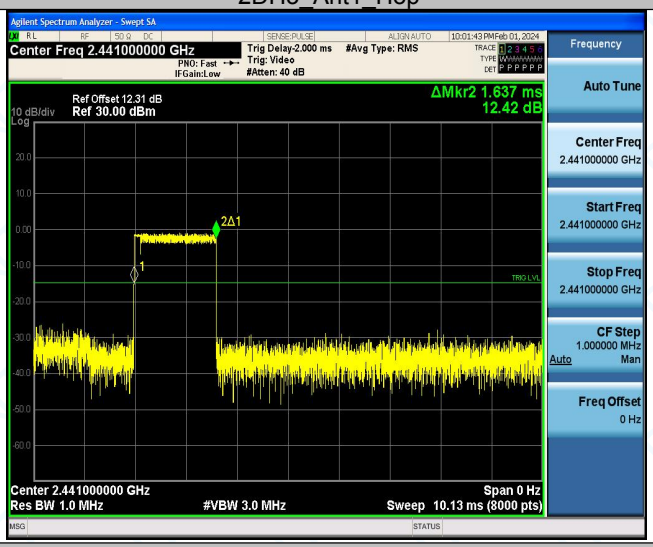

2DH5_Ant1_Hop

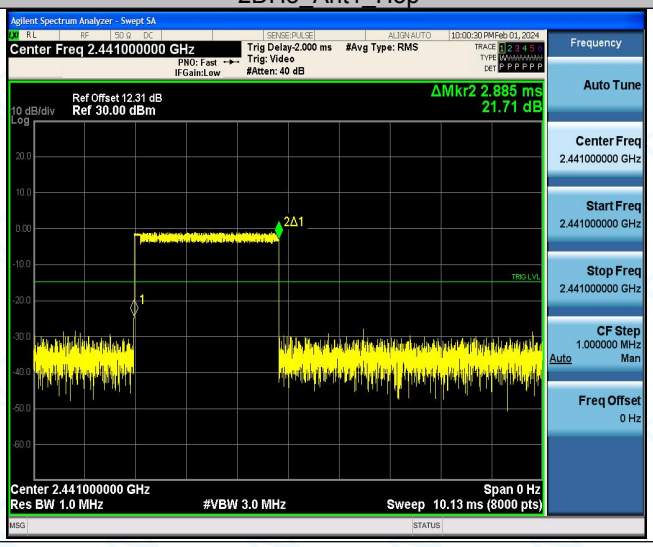

3DH1_Ant1_Hop

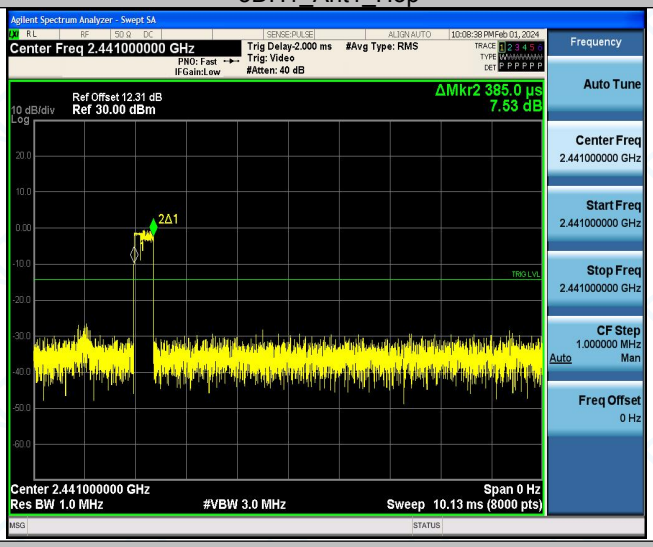

3DH3_Ant1_Hop

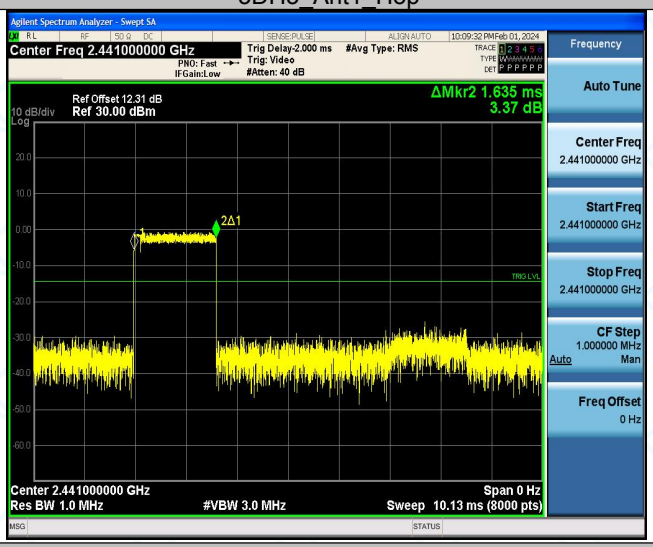

3DH5_Ant1_Hop

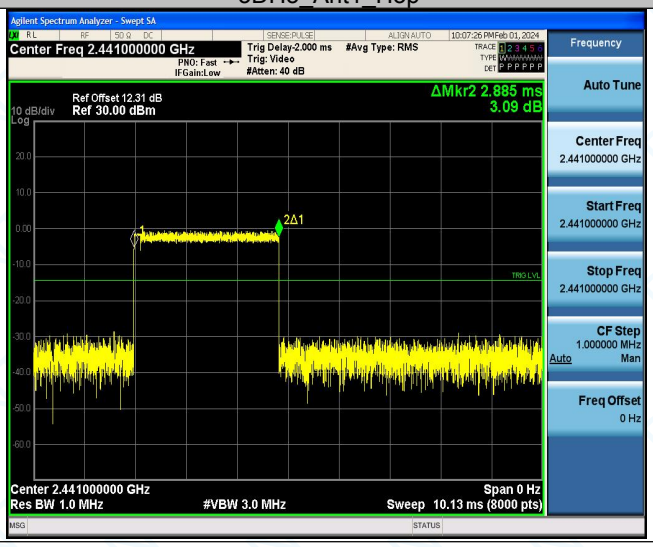

Appendix F: Number of hopping channels

Test Result

TestMode	Antenna	Freq(MHz)	Result[Num]	Limit[Num]	Verdict
DH5	Ant1	Hop	79	≥15	PASS
2DH5	Ant1	Hop	79	≥15	PASS
3DH5	Ant1	Hop	79	≥15	PASS

Test Graphs

DH5_Ant1_Hop

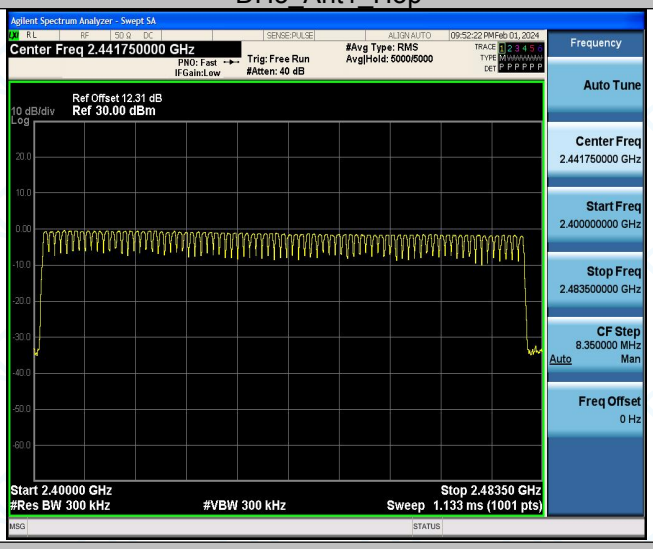

2DH5_Ant1_Hop

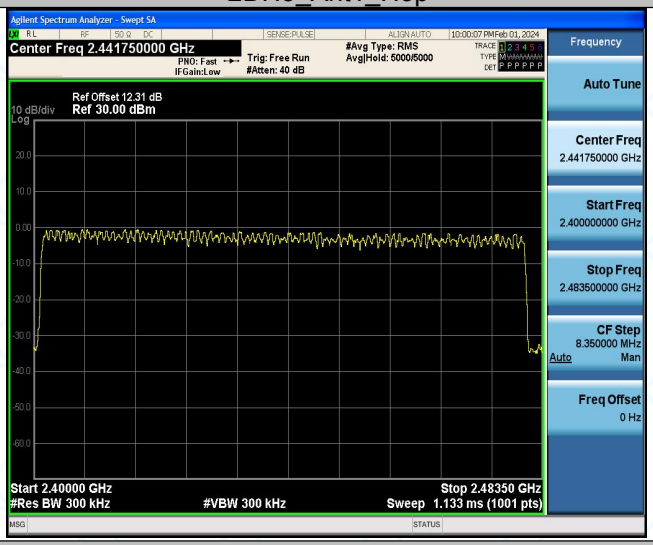

3DH5_Ant1_Hop

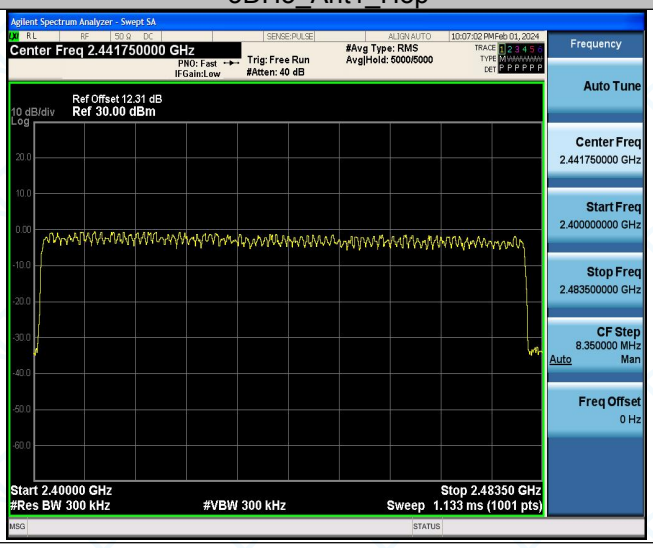

Appendix F: Band edge measurements

Test Result

Test Mode	Antenna	Ch Name	Freq(MHz)	Ref Level [dBm]	Result [dBm]	Limit [dBm]	Verdict
DH5	Ant1	Low	2402	-3.18	-48.91	≤-23.18	PASS
		High	2480	-5.05	-39.66	≤-25.05	PASS
		Low	Hop_2402	-3.73	-48.26	≤-23.73	PASS
		High	Hop_2480	-4.43	-50.15	≤-24.43	PASS
2DH5	Ant1	Low	2402	-3.53	-48.82	≤-23.53	PASS
		High	2480	-5.27	-50.57	≤-25.27	PASS
		Low	Hop_2402	-5.36	-51.85	≤-25.36	PASS
		High	Hop_2480	-4.57	-51.49	≤-24.57	PASS
3DH5	Ant1	Low	2402	-2.90	-49.06	≤-22.9	PASS
		High	2480	-9.31	-39.37	≤-29.31	PASS
		Low	Hop_2402	-7.83	-51.29	≤-27.83	PASS
		High	Hop_2480	-5.09	-50.24	≤-25.09	PASS

.

Test Graphs

DH5_Ant1_Low_2402

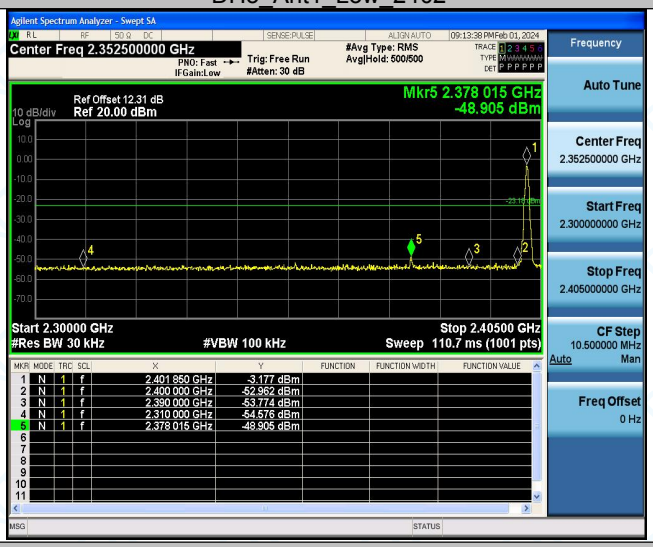

DH5_Ant1_High_2480

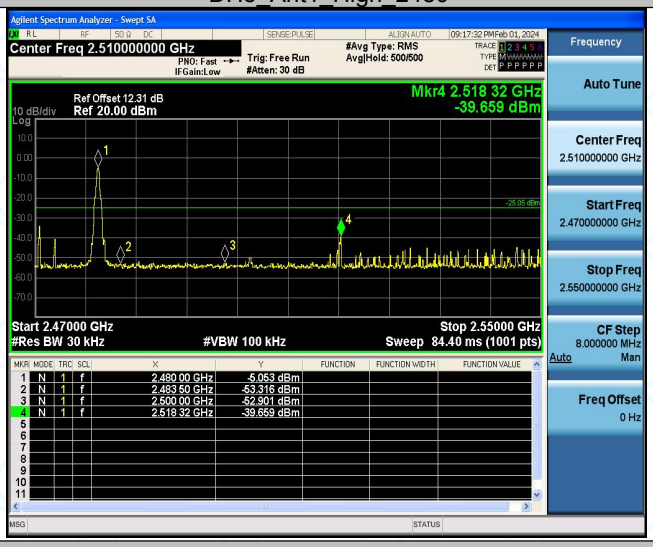

DH5_Ant1_Low_Hop_2402

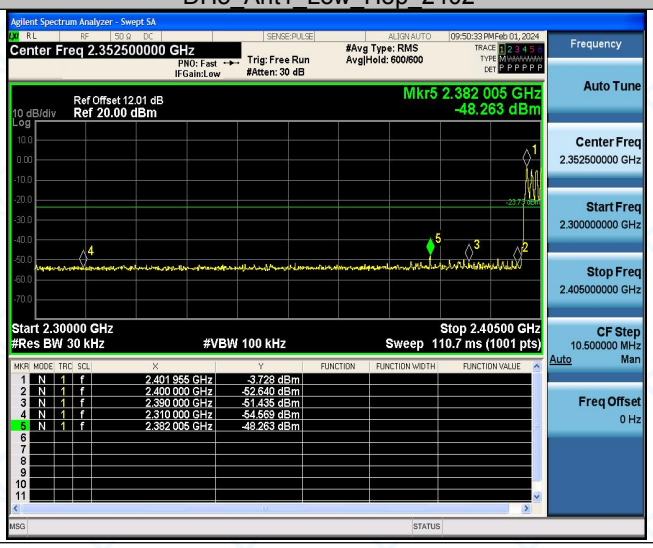

DH5_Ant1_High_Hop_2480

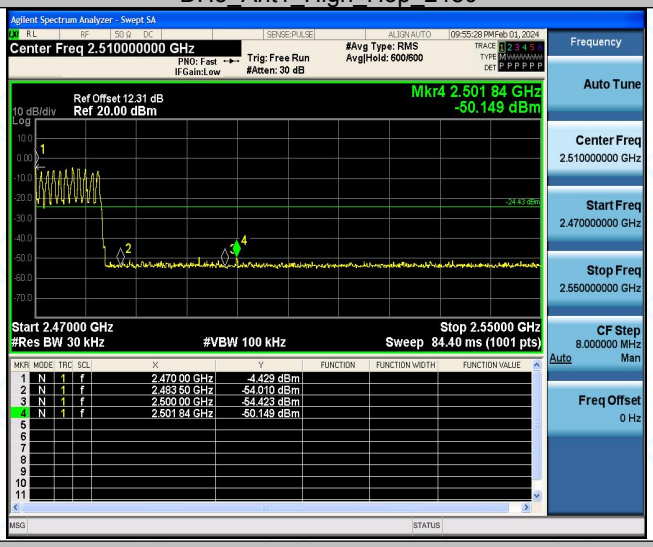

2DH5_Ant1_Low_2402

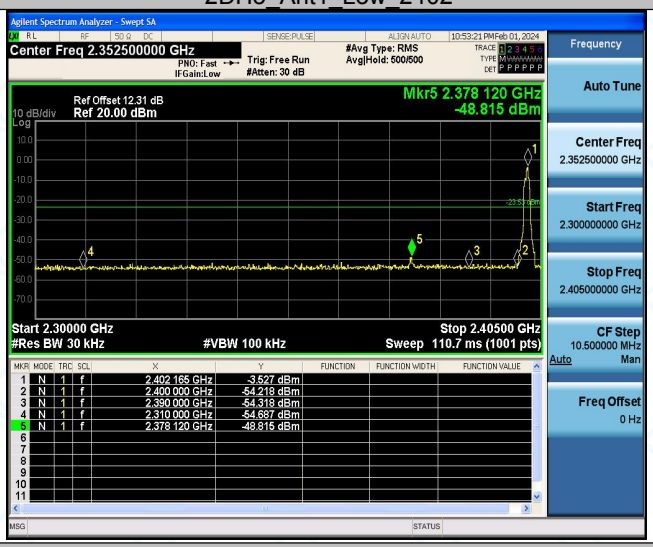

2DH5_Ant1_High_2480

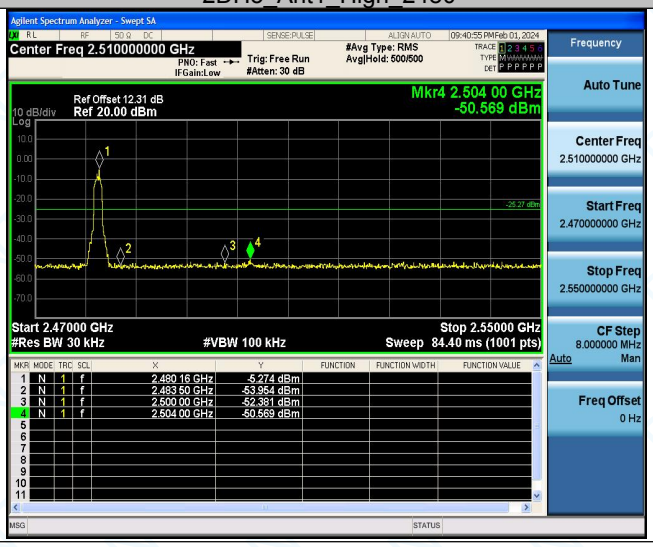

2DH5_Ant1_Low_Hop_2402

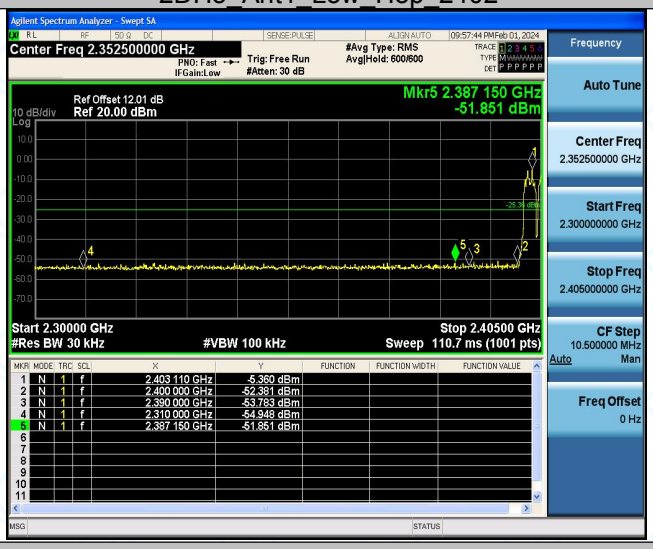

2DH5_Ant1_High_Hop_2480

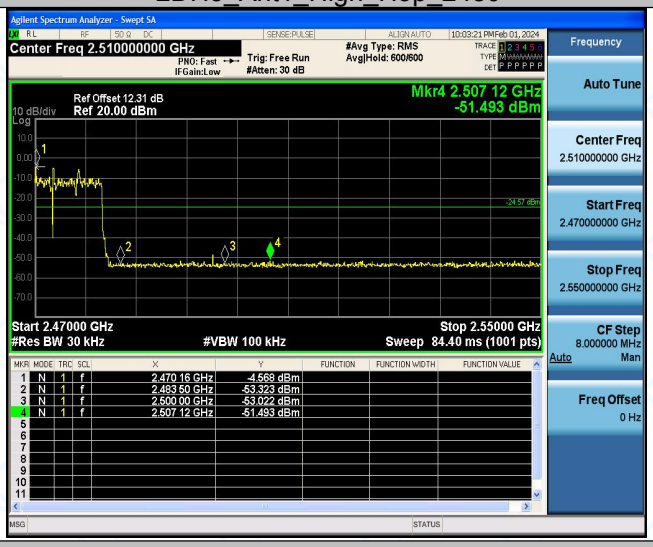
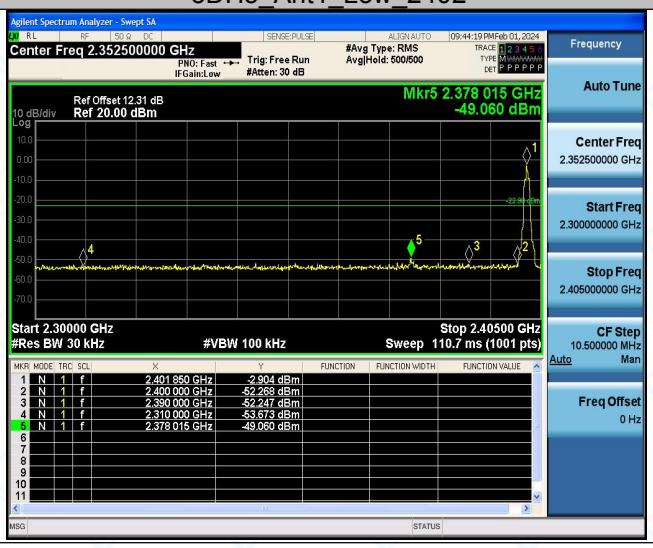
3DH5_Ant1_Low_2402