AppendixA: 20dB Emission Bandwidth

Test Result

Test Mode	Antenna	Frequency[MHz]	20db EBW[MHz]	FL[MHz]	FH[MHz]	Limit[MHz]	Verdict
DH5	Ant1	2402	0.960	2401.541	2402.501	---	---
DH5	Ant1	2441	0.966	2440.538	2441.504	---	---
DH5	Ant1	2480	0.954	2479.547	2480.501	---	---
2DH5	Ant1	2402	1.338	2401.343	2402.681	---	---
2DH5	Ant1	2441	1.365	2440.328	2441.693	---	---
2DH5	Ant1	2480	1.347	2479.337	2480.684	---	---
3DH5	Ant1	2402	1.305	2401.361	2402.666	---	---
3DH5	Ant1	2441	1.356	2440.328	2441.684	---	---
3DH5	Ant1	2480	1.308	2479.361	2480.669	---	---

Test Graphs

DH5-Ant1-2402

DH5-Ant1-2441

DH5-Ant1-2480

2DH5-Ant1-2402

2DH5-Ant1-2441

2DH5-Ant1-2480

3DH5-Ant1-2402

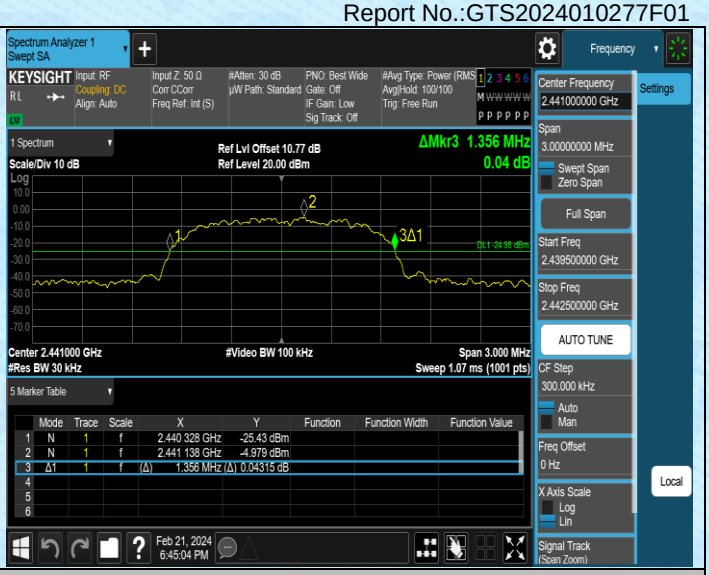

3DH5-Ant1-2441

3DH5-Ant1-2480

/

/

AppendixB: Occupied Channel Bandwidth

Test Result

Test Mode	Antenna	Frequency[MHz]	OCB [MHz]	FL[MHz]	FH[MHz]	Limit[MHz]	Verdict
DH5	Ant1	2402	0.87573	2401.5727	2402.4484	---	---
DH5	Ant1	2441	0.88966	2440.5687	2441.4584	---	---
DH5	Ant1	2480	0.86148	2479.5730	2480.4345	---	---
2DH5	Ant1	2402	1.1973	2401.4127	2402.6100	---	---
2DH5	Ant1	2441	1.1984	2440.4139	2441.6123	---	---
2DH5	Ant1	2480	1.1965	2479.4147	2480.6112	---	---
3DH5	Ant1	2402	1.1962	2401.4120	2402.6082	---	---
3DH5	Ant1	2441	1.1924	2440.4137	2441.6061	---	---
3DH5	Ant1	2480	1.1961	2479.4137	2480.6098	---	---

Test Graphs

DH5-Ant1-2402

DH5-Ant1-2441

DH5-Ant1-2480

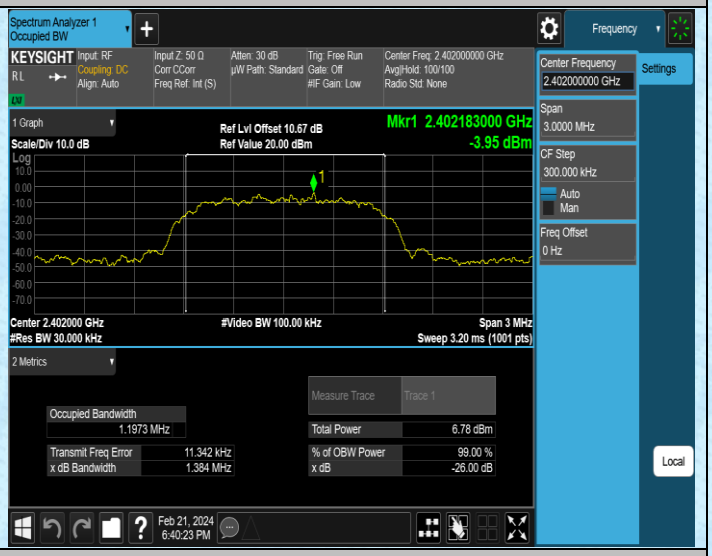

2DH5-Ant1-2402

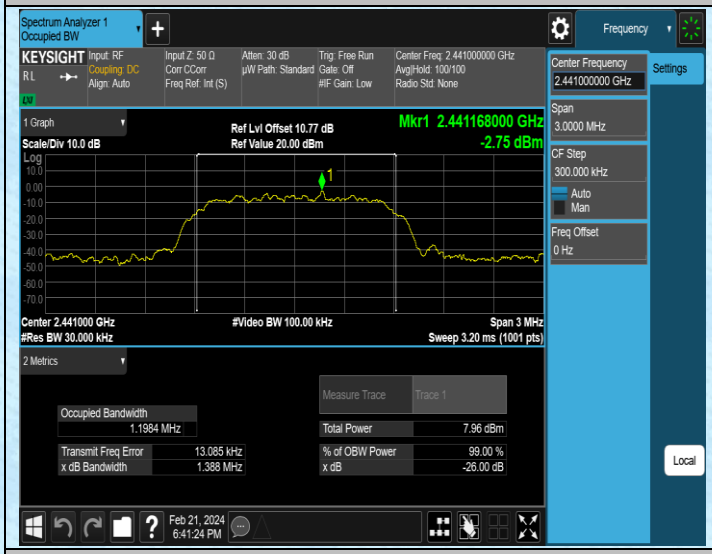

2DH5-Ant1-2441

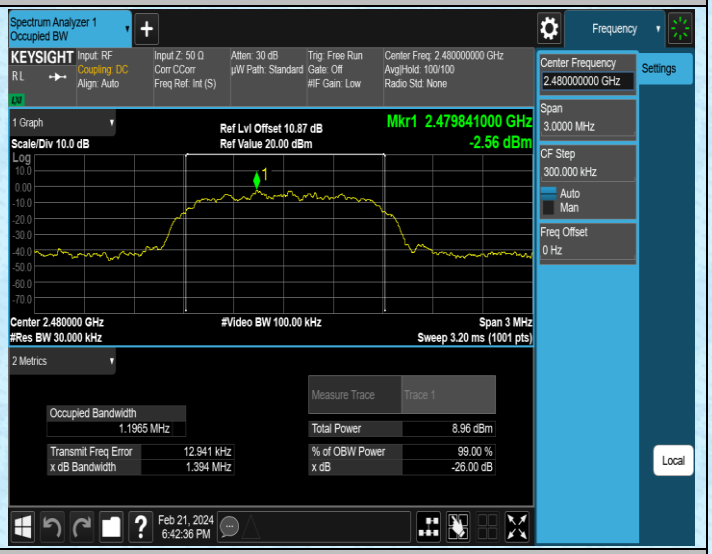

2DH5-Ant1-2480

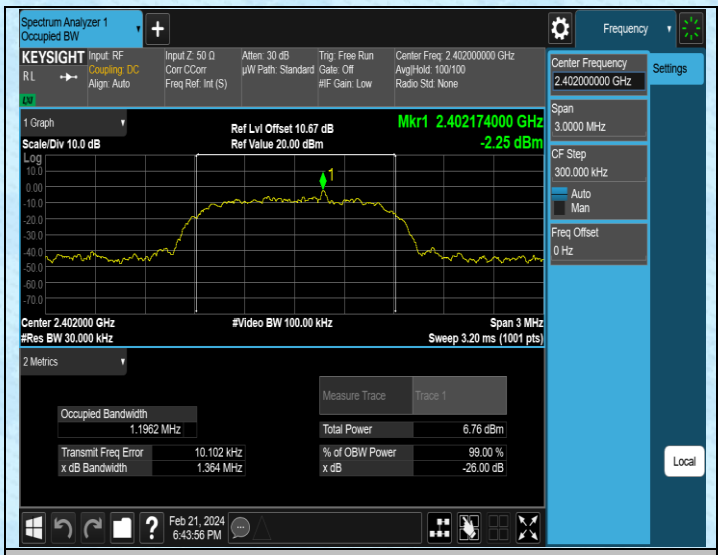

3DH5-Ant1-2402

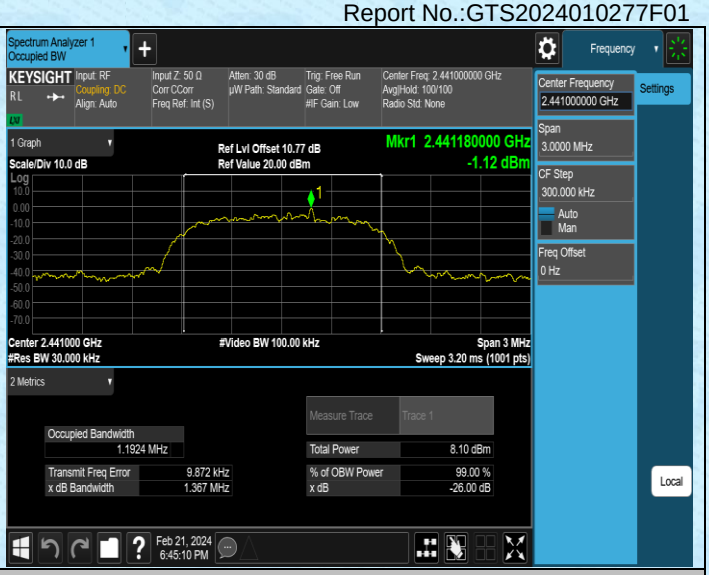

3DH5-Ant1-2441

3DH5-Ant1-2480

/

/

AppendixC: Maximum conducted output power

Test Result Peak

Test Mode	Antenna	Frequency[MHz]	Conducted Peak Power[dBm]	Conducted Limit[dBm]	Verdict
DH5	Ant1	2402	2.82	≤30	PASS
DH5	Ant1	2441	2.56	≤30	PASS
DH5	Ant1	2480	2.73	≤30	PASS
2DH5	Ant1	2402	1.45	≤20.97	PASS
2DH5	Ant1	2441	2.76	≤20.97	PASS
2DH5	Ant1	2480	2.55	≤20.97	PASS
3DH5	Ant1	2402	0.5	≤20.97	PASS
3DH5	Ant1	2441	1.05	≤20.97	PASS
3DH5	Ant1	2480	0.61	≤20.97	PASS

Test Graphs

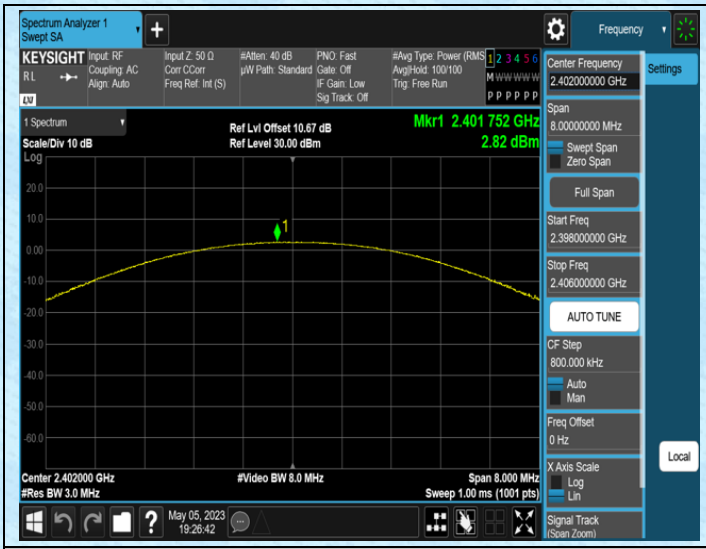

DH5-Ant1-2402-PASS

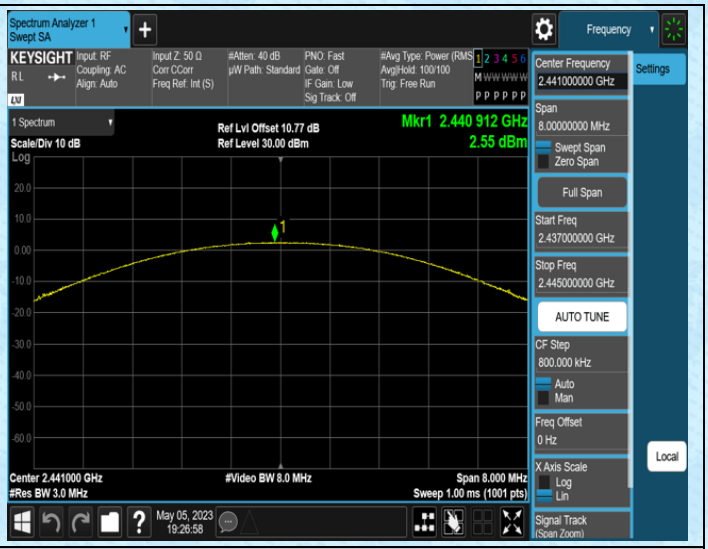

DH5-Ant1-2441-PASS

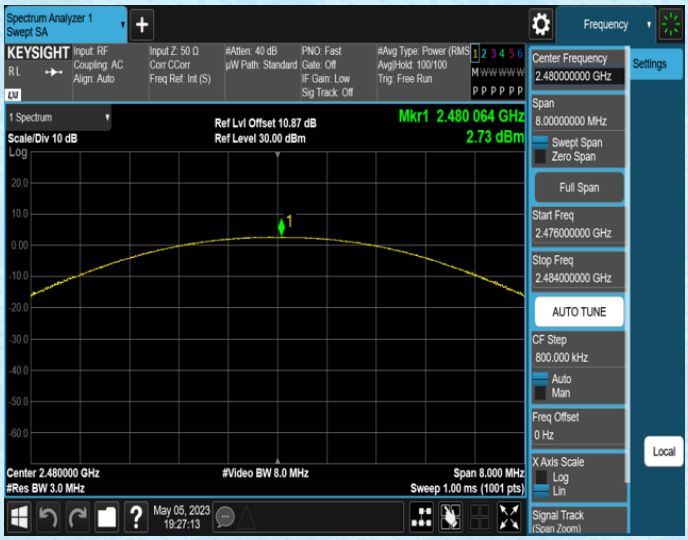

DH5-Ant1-2480-PASS

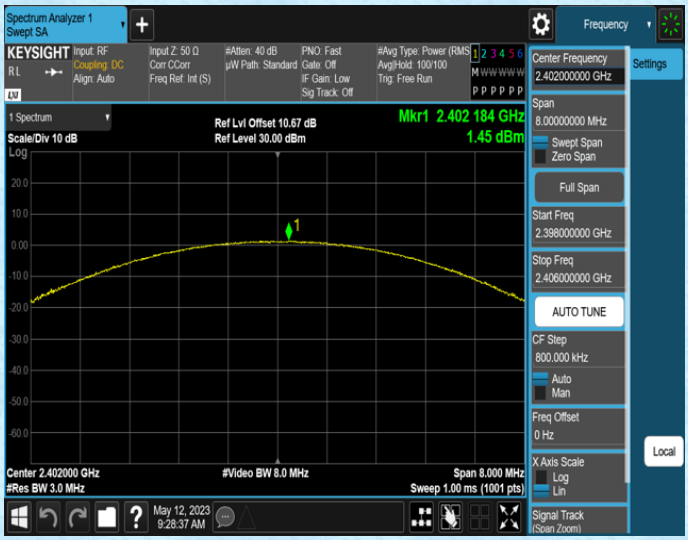

2DH5-Ant1-2402-PASS

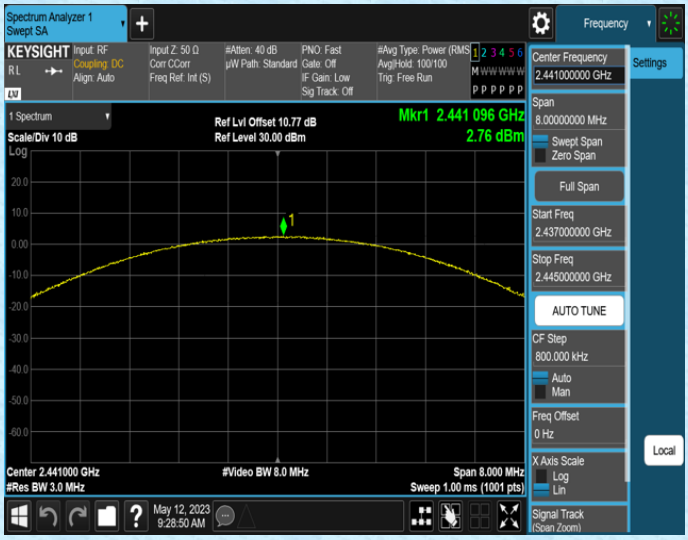

2DH5-Ant1-2441-PASS

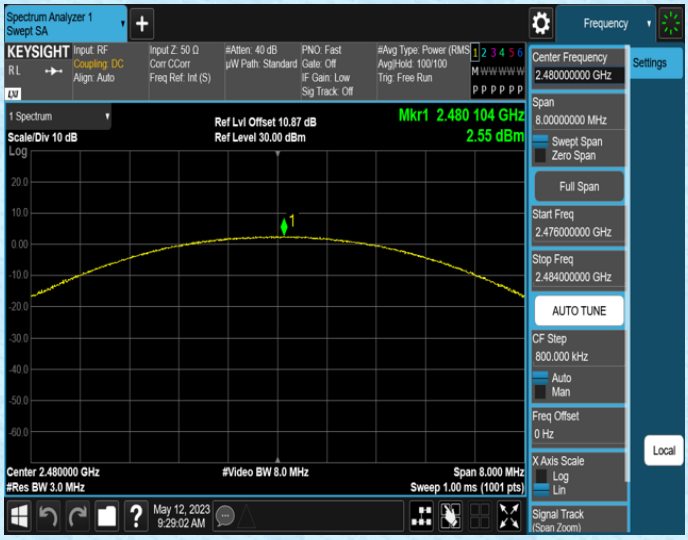

2DH5-Ant1-2480-PASS

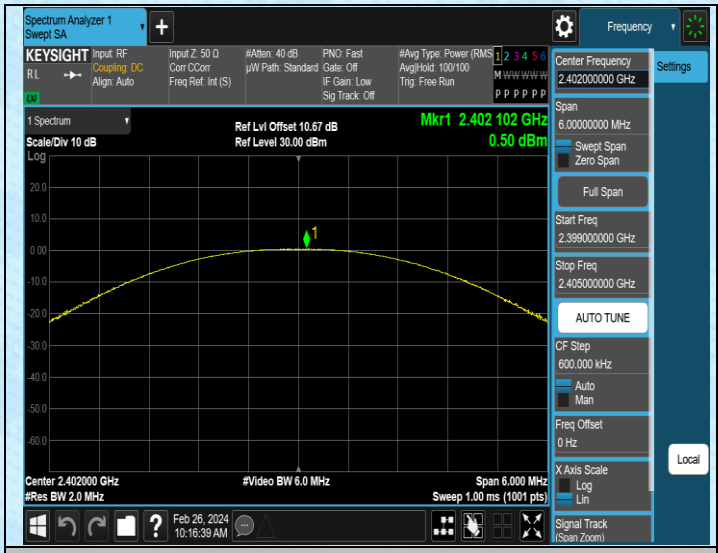

3DH5-Ant1-2402-PASS

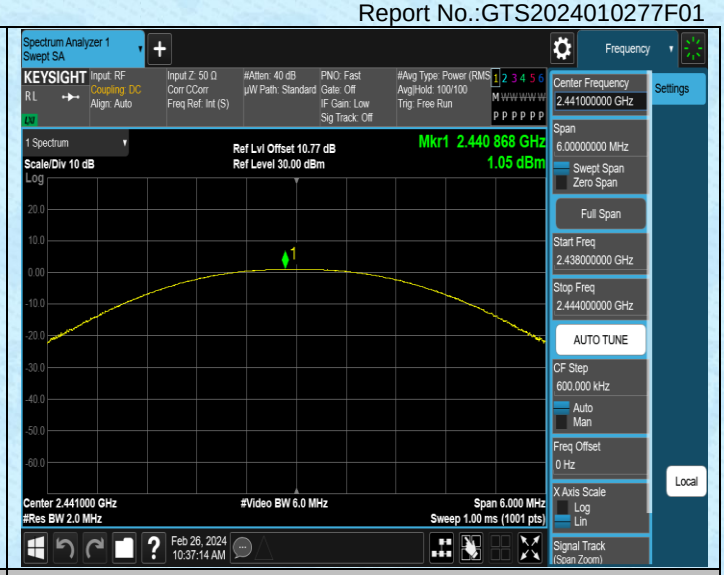

3DH5-Ant1-2441-PASS

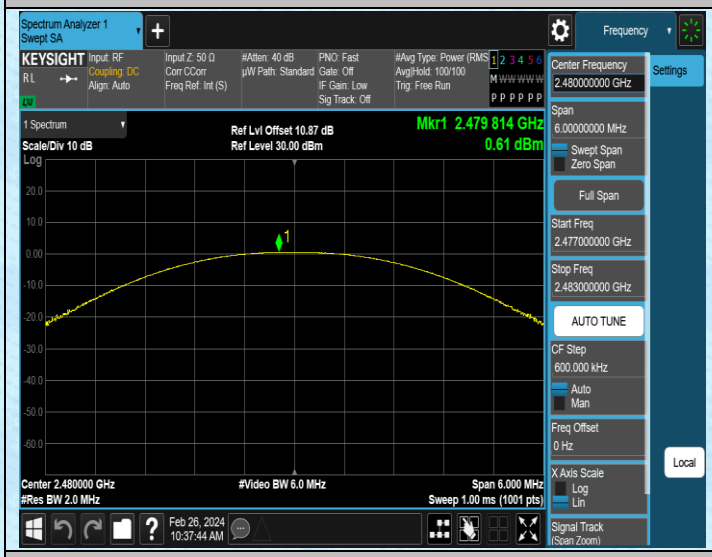

3DH5-Ant1-2480-PASS

/

/

AppendixD: Carrier frequency separation

Test Result

Test Mode	Antenna	Frequency[MHz]	Result[MHz]	Limit[MHz]	Verdict
DH5	Ant1	Hop	0.986	≥0.966	PASS
2DH5	Ant1	Hop	0.982	≥0.910	PASS
3DH5	Ant1	Hop	1.17	≥0.904	PASS

Test Graphs

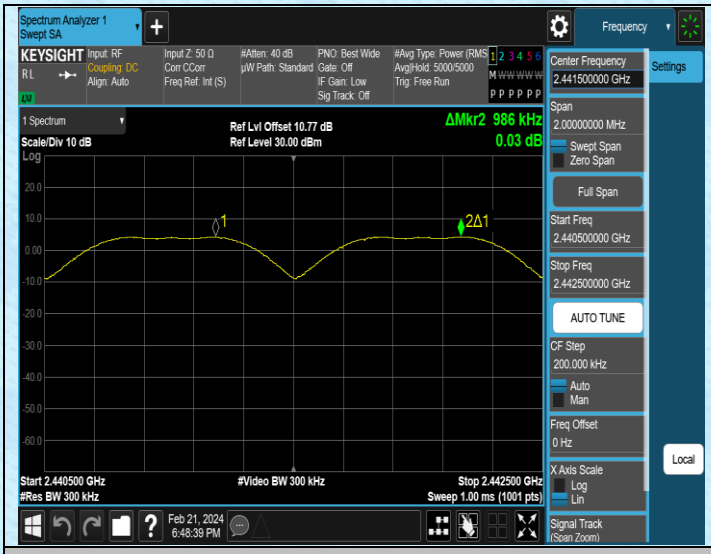

DH5-Ant1-Hop-PASS

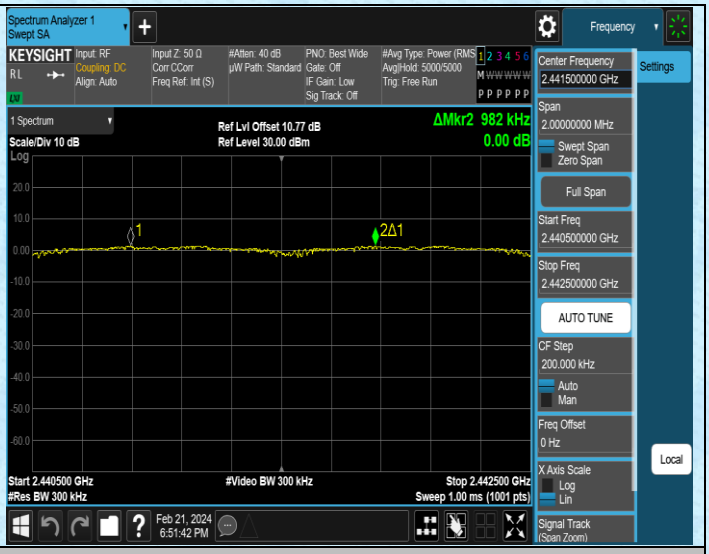

2DH5-Ant1-Hop-PASS

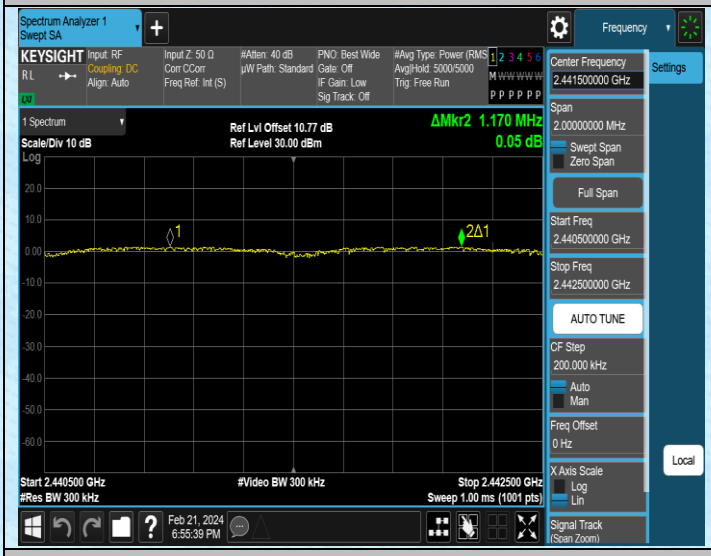

3DH5-Ant1-Hop-PASS

/

/

AppendixE: Time of occupancy

Test Result

Test Mode	Antenna	Frequency[MHz]	BurstWidth [ms]	TotalHops [Num]	Result[s]	Limit[s]	Verdict
DH1	Ant1	Hop	0.384	320	0.123	≤0.4	PASS
DH3	Ant1	Hop	1.639	160	0.262	≤0.4	PASS
DH5	Ant1	Hop	2.888	106.67	0.308	≤0.4	PASS
2DH1	Ant1	Hop	0.386	320	0.124	≤0.4	PASS
2DH3	Ant1	Hop	1.639	160	0.262	≤0.4	PASS
2DH5	Ant1	Hop	2.885	106.67	0.308	≤0.4	PASS
3DH1	Ant1	Hop	0.388	320	0.124	≤0.4	PASS
3DH3	Ant1	Hop	1.638	160	0.262	≤0.4	PASS
3DH5	Ant1	Hop	2.888	106.67	0.308	≤0.4	PASS

Note:

DH5/2DH5/3DH5:TotalHops=1600/79/6*0.4*79

DH5/2DH5/3DH5: Time of occupancy= TotalHops * (BurstWidth) /1000

DH3/2DH3/3DH3:TotalHops=1600/79/4*0.4*79

DH3/2DH3/3DH3: Time of occupancy= TotalHops * (BurstWidth) /1000

DH1/2DH1/3DH1:TotalHops=1600/79/2*0.4*79

DH1/2DH1/3DH1: Time of occupancy= TotalHops * (BurstWidth) /1000

Test Graphs

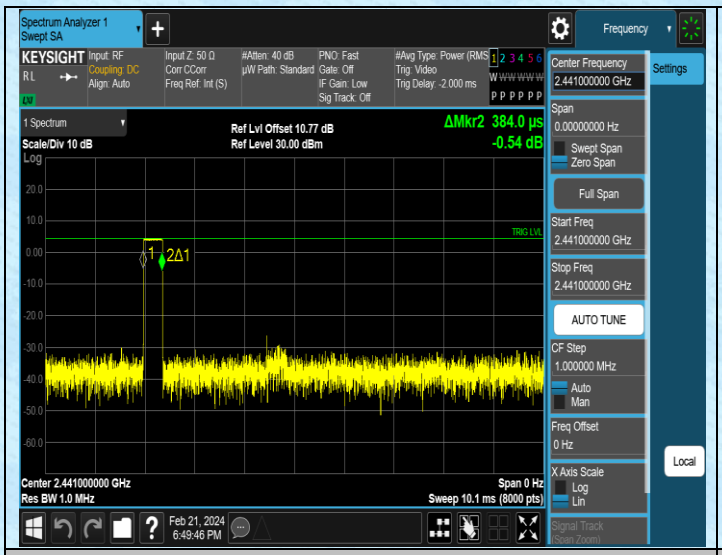

DH1-Ant1-Hop-PASS

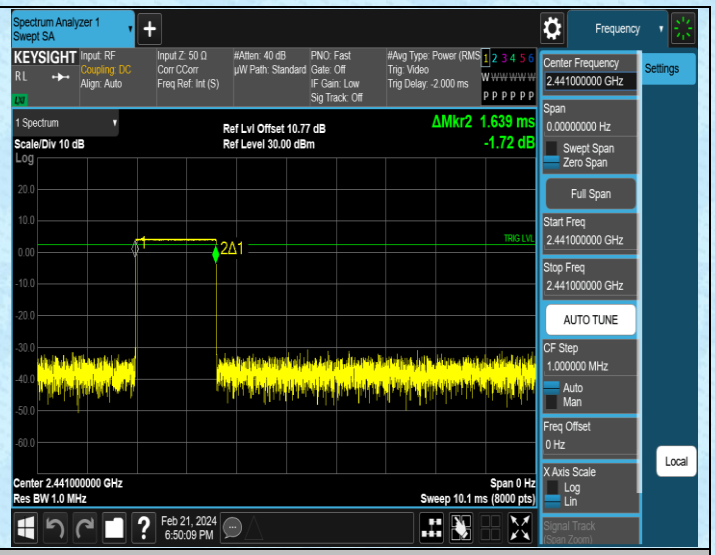

DH3-Ant1-Hop-PASS

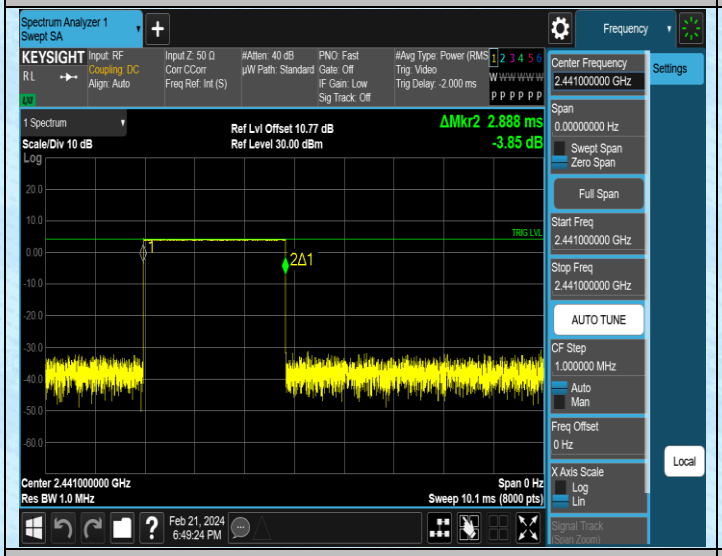

DH5-Ant1-Hop-PASS

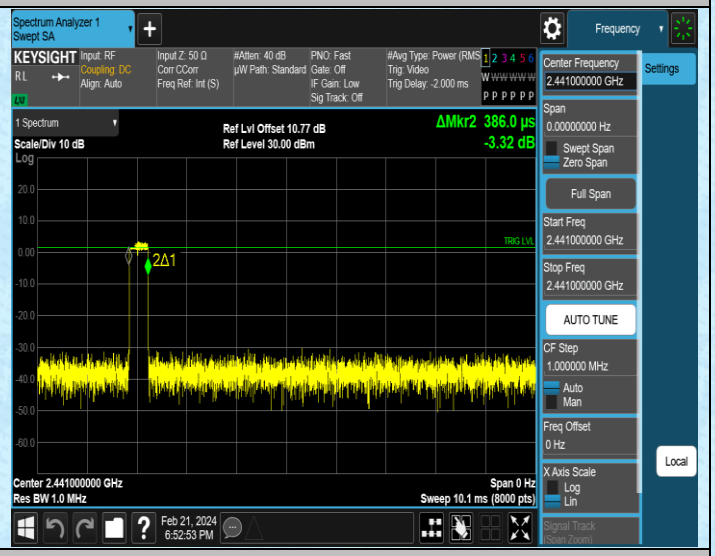

2DH1-Ant1-Hop-PASS

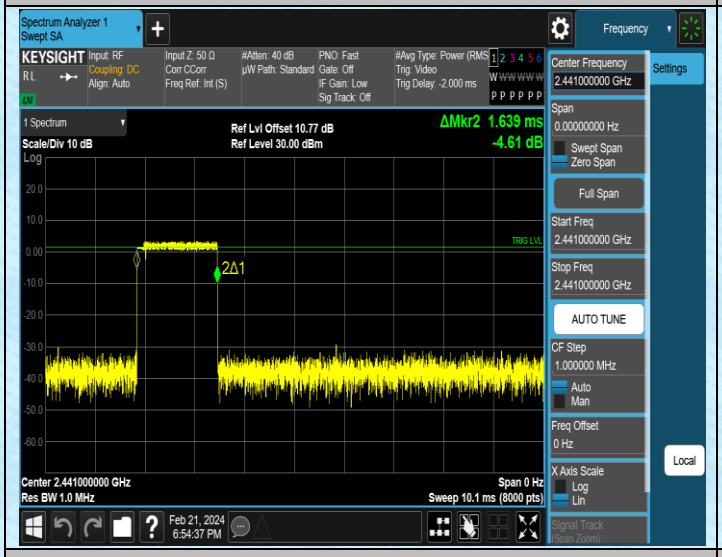

2DH3-Ant1-Hop-PASS

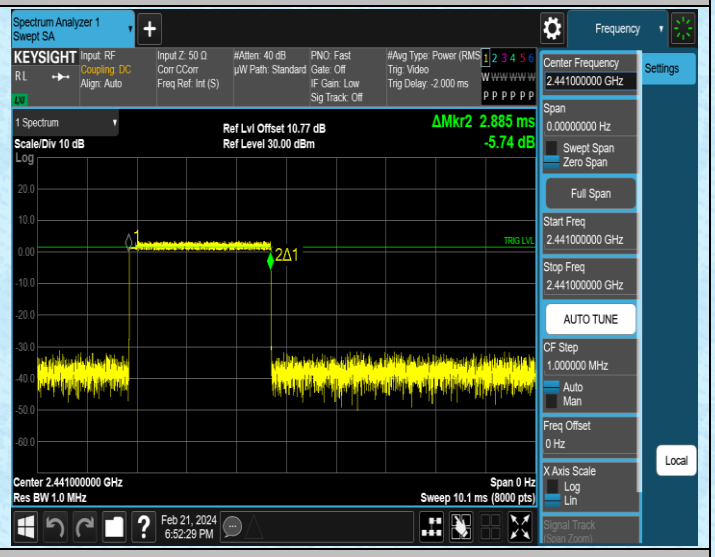

2DH5-Ant1-Hop-PASS

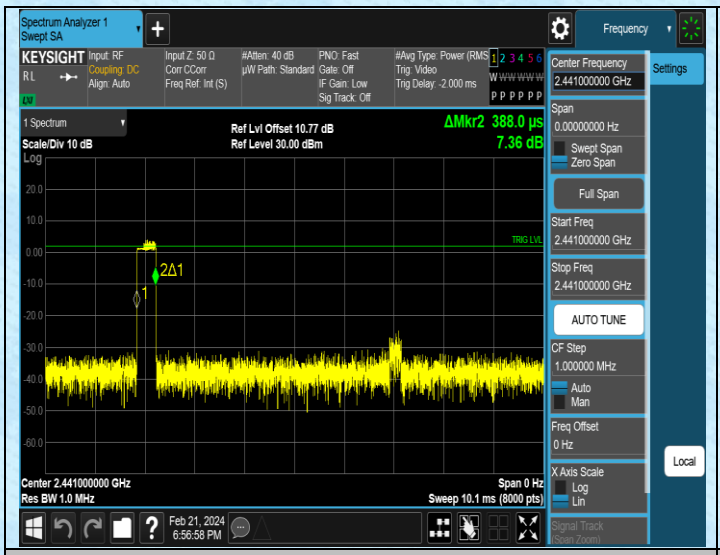

3DH1-Ant1-Hop-PASS

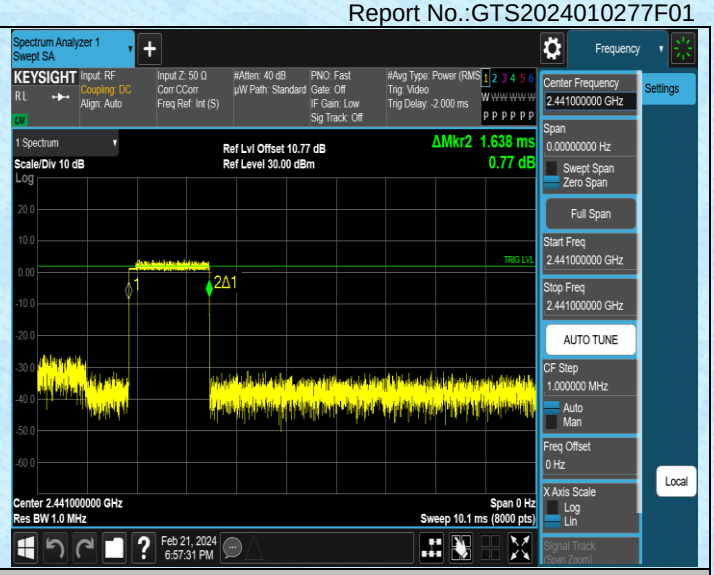

3DH3-Ant1-Hop-PASS

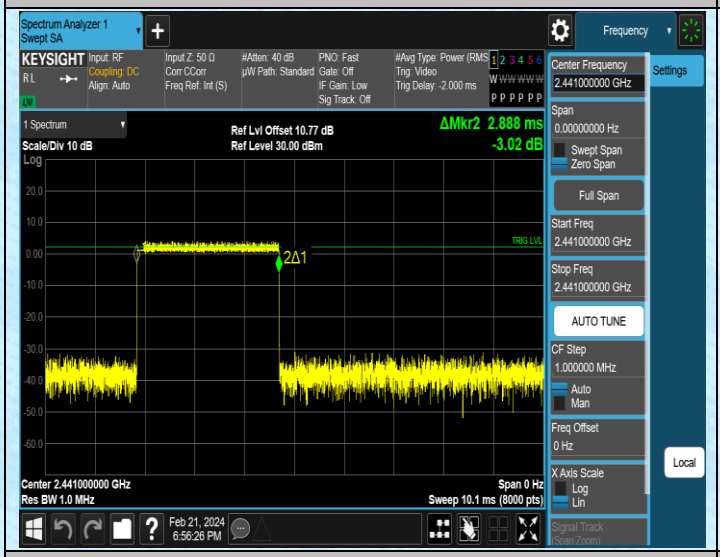

3DH5-Ant1-Hop-PASS

/

/