Copper wire Antenna

Worse case mode:		GFSK		Test channel:		Lowest	
Frequency (MHz)	Meter Reading (dBμV)	Factor (dB)	Emission Level (dBμV/m)	Limits (dBμV/m)	Over (dB)	Detector Type	Ant. Pol. H/V
2390	55.02	-9.2	45.82	74	-28.18	**Peak**	**H**
2400	54.60	-9.39	45.21	74	-28.79	Peak	H
4804	53.86	-4.33	49.53	74	-24.47	Peak	H
7206	48.46	1.01	49.47	74	-24.53	Peak	H
2390	53.82	-9.2	44.62	74	-29.38	**Peak**	**V**
2400	52.93	-9.39	43.54	74	-30.46	Peak	V
4804	54.96	-4.33	50.63	74	-23.37	Peak	V
7206	48.32	1.01	49.33	74	-24.67	Peak	V

Worse case mode:		GFSK		Test channel:		Middle	
Frequency (MHz)	Meter Reading (dBμV)	Factor (dB)	Emission Level (dBμV/m)	Limits (dBμV/m)	Over (dB)	Detector Type	Ant. Pol. H/V
4882	50.62	-4.11	46.51	74	-27.49	peak	H
7323	49.58	1.51	51.09	74	-22.91	peak	H
4882	51.38	-4.11	47.27	74	-26.73	peak	V
7323	49.43	1.51	50.94	74	-23.06	peak	V

Worse case mode:		GFSK		Test channel:		Highest	
Frequency (MHz)	Meter Reading (dBμV)	Factor (dB)	Emission Level (dBμV/m)	Limits (dBμV/m)	Over (dB)	Detector Type	Ant. Pol. H/V
2483.5	54.84	-9.29	45.55	74	-28.45	**Peak**	**H**
4960	51.48	-4.04	47.44	74	-26.56	Peak	H
7440	50.67	1.57	52.24	74	-21.76	Peak	H
2483.5	56.72	-9.29	47.43	74	-26.57	**Peak**	**V**
4960	50.29	-4.04	46.25	74	-27.75	Peak	V
7440	49.84	1.57	51.41	74	-22.59	Peak	V

Remark:

1) The field strength is calculated by adding the Antenna Factor, Cable Factor & Preamplifier. The basic equation with a sample calculation is as follows:

   Final Test Level =Receiver Reading + Antenna Factor + Cable Factor – Preamplifier Factor

2) Scan from 9kHz to 25GHz, the disturbance above 10GHz and below 30MHz was very low. As shown in this section, for frequencies above 1GHz, the field strength limits are based on average limits. However, the peak field strength of any emission shall not exceed the maximum permitted average limits specified above by more than 20 dB under any condition of modulation. So, only the peak measurements were shown in the report.

6 Photographs - EUT Test Setup

6.1 Radiated Emission

9KHz~30MHz:



30MHz~1GHz:



Above 1GHz:

6.2 Conducted Emission

7 Photographs - EUT Constructional Details

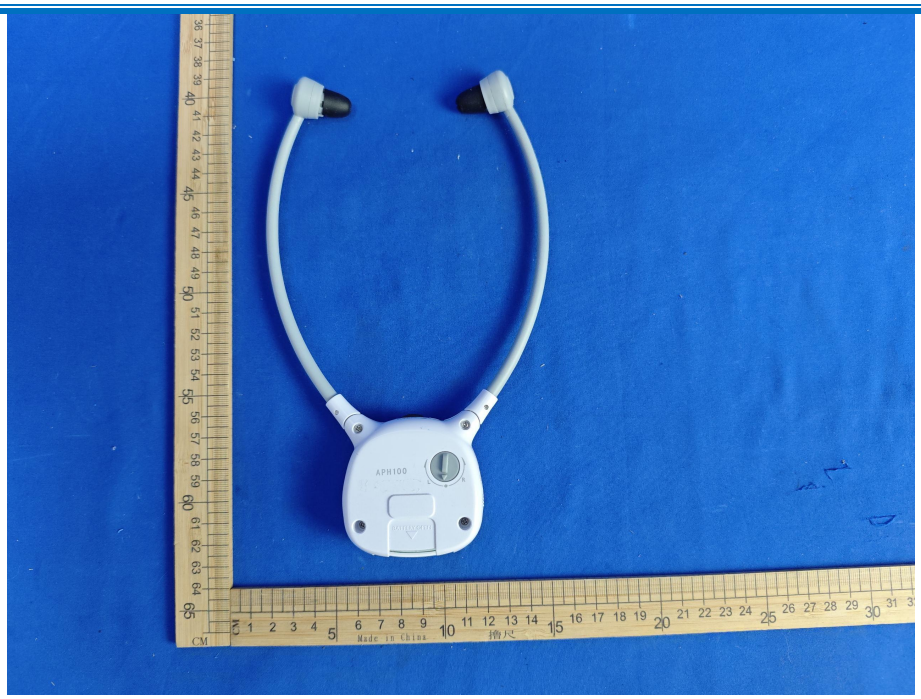
APH100
Made in China
撸尺
CM

MIC
Made in China
撸尺
CM


Made in China
撸尺

Made in China
撸尺

CM
Made in China
撸尺


CM
Made in China
撸尺


BAT+
BAT-
CM
Made in China


QC PASSED
CM
Made in China

*** END OF REPORT ***