Appendix Test Data

Report No.:	18220WC40024001	Test Sample No.:	1-2-2
Start Test Date:	2024.2.22	Finish Test Date:	2024.2.22
Test Engineer:	Joker Huang	Auditor:	Justin Feng
Temperature:	25.3℃	Relative Humidity:	48%
Pressure:	101kPa		

Appendix A: DTS Bandwidth

Test Result

TestMode	Antenna	Frequency[MHz]	DTS BW [MHz]	FL[MHz]	FH[MHz]	Limit[MHz]	Verdict
BLE_1M	Ant1	2402	0.520	2401.692	2402.212	0.5	PASS
		2440	0.520	2439.696	2440.216	0.5	PASS
		2480	0.532	2479.688	2480.220	0.5	PASS

Test Graphs

BLE_1M_Ant1_2402

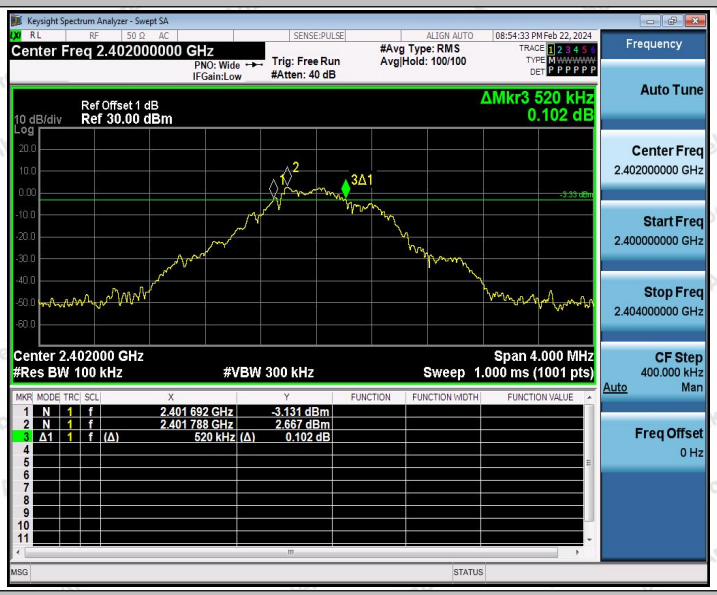

BLE_1M_Ant1_2440

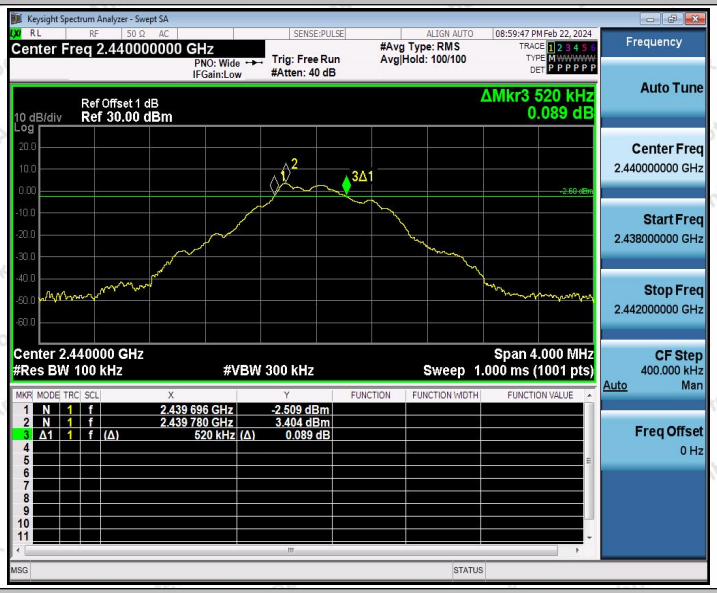

BLE_1M_Ant1_2480

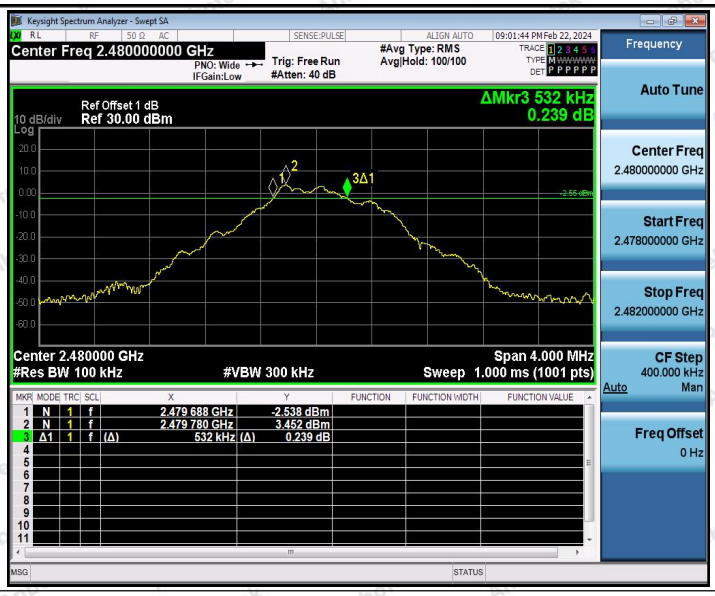
Keysight Spectrum Analyzer - Swept SA
Center Freq 2.480000000 GHz
PNO: Wide
IFGain:Low
Trig: Free Run
#Atten: 40 dB
#Avg Type: RMS
Avg|Hold: 100/100
09:01:44 PM Feb 22, 2024
Ref Offset 1 dB
10 dB/div
Ref 30.00 dBm
ΔMkr3 532 kHz
0.239 dB
Center 2.480000 GHz
#Res BW 100 kHz
#VBW 300 kHz
Span 4.000 MHz
Sweep 1.000 ms (1001 pts)
1 N 1 f 2.479 688 GHz -2.538 dBm
2 N 1 f 2.479 780 GHz 3.452 dBm
3 Δ1 1 f (Δ) 532 kHz (Δ) 0.239 dB
Frequency
Auto Tune
Center Freq
2.480000000 GHz
Start Freq
2.478000000 GHz
Stop Freq
2.482000000 GHz
CF Step
400.000 kHz
Auto Man
Freq Offset
0 Hz

Appendix B: Occupied Channel Bandwidth

Test Result

TestMode	Antenna	Frequency[MHz]	OCB [MHz]	FL[MHz]	FH[MHz]
BLE_1M	Ant1	2402	1.0477	2401.5124	2402.5601
		2440	1.0630	2439.4988	2440.5618
		2480	1.1165	2479.4501	2480.5666

Test Graphs

BLE_1M_Ant1_2402

BLE_1M_Ant1_2440

BLE_1M_Ant1_2480

Keysight Spectrum Analyzer - Occupied BW
Center Freq 2.480000000 GHz
Center Freq: 2.480000000 GHz
Trig: Free Run
Avg|Hold: 100/100
#Atten: 40 dB
Radio Std: None
Radio Device: BTS
09:01:49 PM Feb 22, 2024
Frequency
Ref Offset 1 dB
10 dB/div
Ref 30.00 dBm
Log
Mkr1 2.47978 GHz
1.8658 dBm
Center 2.48 GHz
#Res BW 43 kHz
#VBW 130 kHz
Span 4 MHz
Sweep 2.067 ms
Occupied Bandwidth
1.1165 MHz
Total Power 9.14 dBm
Transmit Freq Error 8.360 kHz
OBW Power 99.00 %
x dB Bandwidth 1.443 MHz
x dB -26.00 dB
Center Freq
2.480000000 GHz
CF Step
400.000 kHz
Auto Man
Freq Offset
0 Hz
MSG
STATUS

Appendix C: Maximum conducted output power

Test Result Peak

TestMode	Antenna	Frequency[MHz]	Conducted Peak Power[dBm]	Conducted Limit[dBm]	Verdict
BLE_1M	Ant1	2402	3.20	≤30	PASS
		2440	3.56	≤30	PASS
		2480	**3.67**	≤30	PASS

Test Graphs Peak

BLE_1M_Ant1_2402

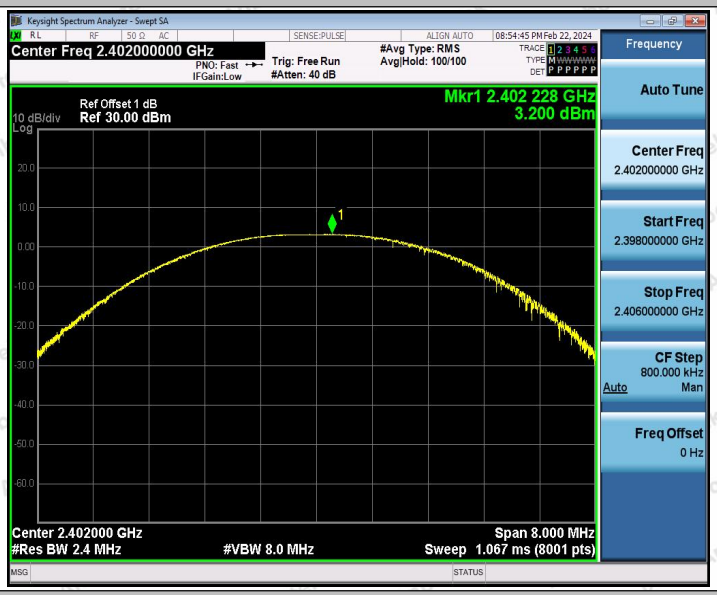

BLE_1M_Ant1_2440

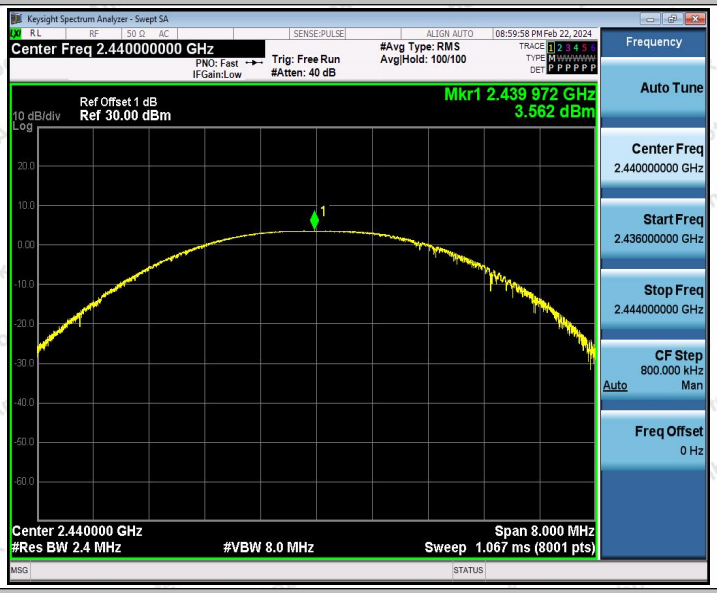

BLE_1M_Ant1_2480

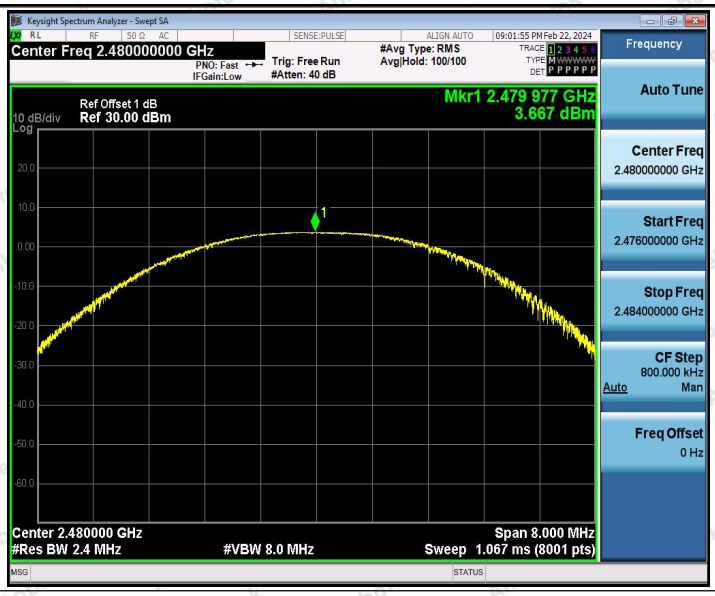
Keysight Spectrum Analyzer - Swept SA
Center Freq 2.480000000 GHz
PNO: Fast
IFGain:Low
Trig: Free Run
#Atten: 40 dB
#Avg Type: RMS
Avg|Hold: 100/100
09:01:55 PM Feb 22, 2024
Ref Offset 1 dB
10 dB/div
Ref 30.00 dBm
Log
Mkr1 2.479 977 GHz
3.667 dBm
Center 2.480000 GHz
#Res BW 2.4 MHz
#VBW 8.0 MHz
Span 8.000 MHz
Sweep 1.067 ms (8001 pts)
Frequency
Auto Tune
Center Freq
2.480000000 GHz
Start Freq
2.476000000 GHz
Stop Freq
2.484000000 GHz
CF Step
800.000 kHz
Auto
Man
Freq Offset
0 Hz

Appendix D: Maximum power spectral density

Test Result

TestMode	Antenna	Frequency[MHz]	Result[dBm/3kHz]	Limit[dBm/3kHz]	Verdict
BLE_1M	Ant1	2402	-16.75	≤8.00	PASS
		2440	-16.89	≤8.00	PASS
		2480	-16.69	≤8.00	PASS

Test Graphs

BLE_1M_Ant1_2402

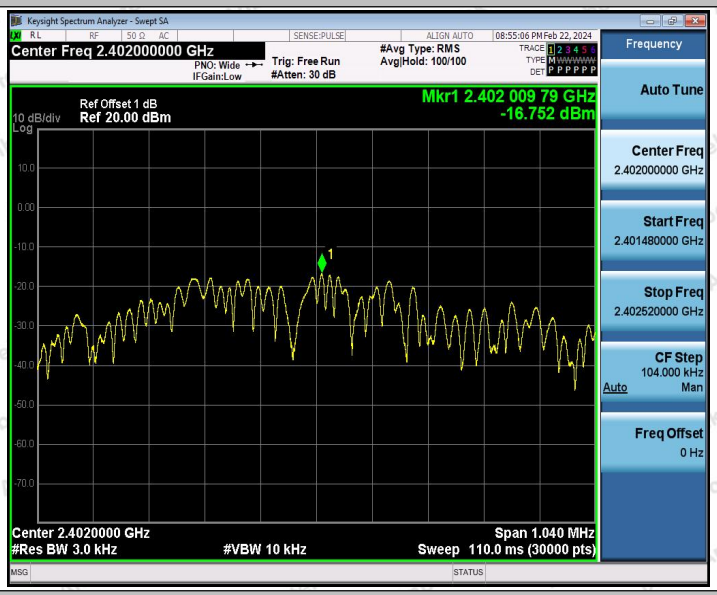

BLE_1M_Ant1_2440

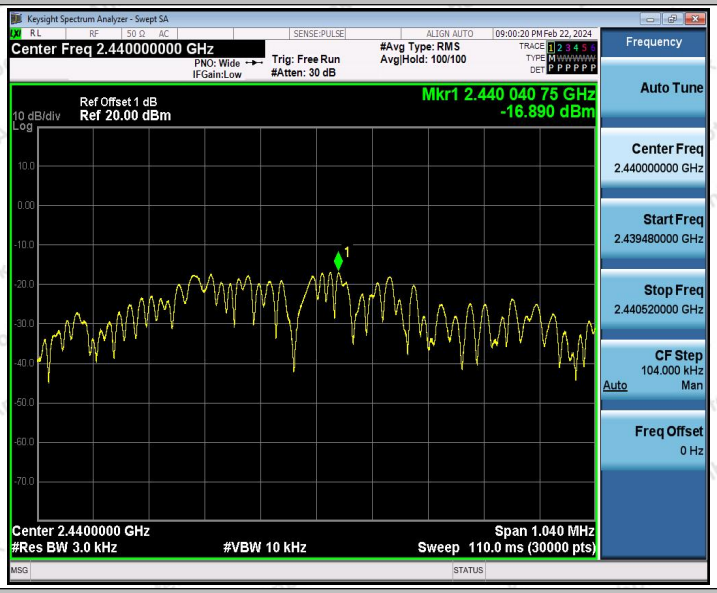

BLE_1M_Ant1_2480

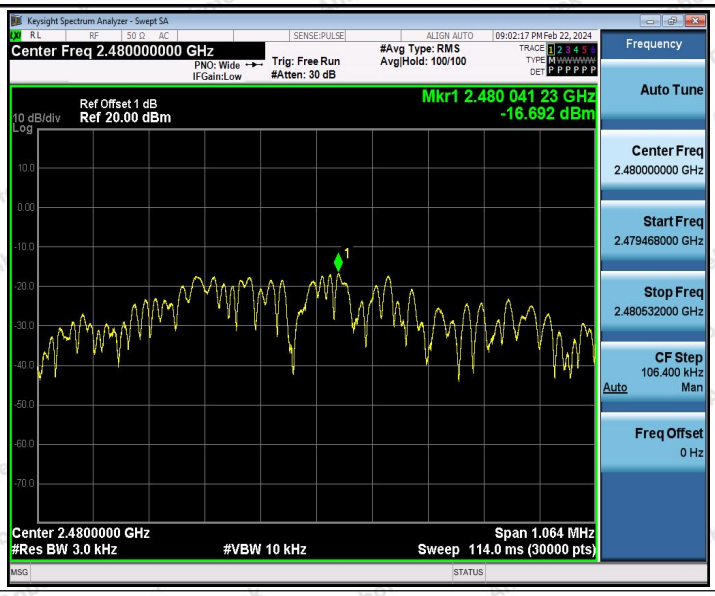
Keysight Spectrum Analyzer - Swept SA
Center Freq 2.480000000 GHz
PNO: Wide
IFGain:Low
Trig: Free Run
#Atten: 30 dB
#Avg Type: RMS
Avg|Hold: 100/100
09:02:17 PM Feb 22, 2024
Frequency
Auto Tune
Center Freq
2.480000000 GHz
Start Freq
2.479468000 GHz
Stop Freq
2.480532000 GHz
CF Step
106.400 kHz
Auto
Man
Freq Offset
0 Hz
Ref Offset 1 dB
10 dB/div
Ref 20.00 dBm
Log
Mkr1 2.480 041 23 GHz
-16.692 dBm
Center 2.4800000 GHz
#Res BW 3.0 kHz
#VBW 10 kHz
Span 1.064 MHz
Sweep 114.0 ms (30000 pts)

Appendix E: Band edge measurements

Test Result

TestMode	Antenna	ChName	Frequency[MHz]	RefLevel[dBm]	Result[dBm]	Limit[dBm]	Verdict
BLE_1M	Ant1	Low	2402	2.96	-51.49	≤-17.04	PASS
		High	2480	3.41	-52.62	≤-16.59	PASS

Test Graphs

BLE_1M_Ant1_Low_2402

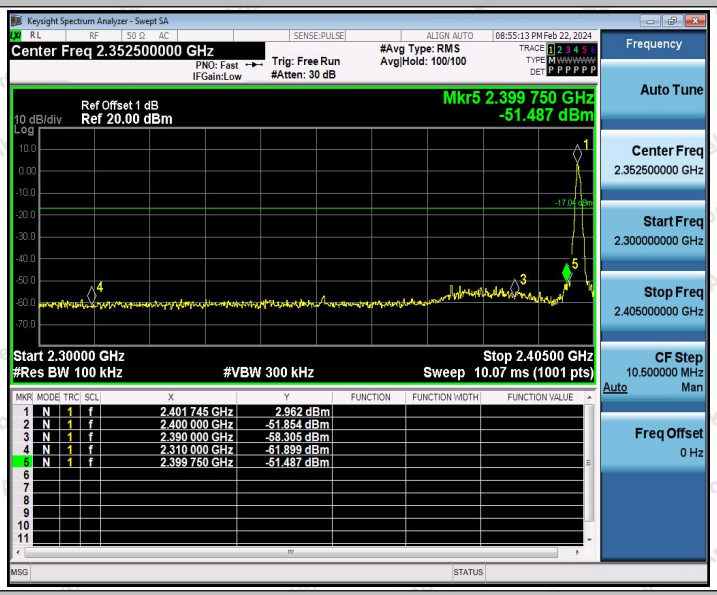

BLE_1M_Ant1_High_2480

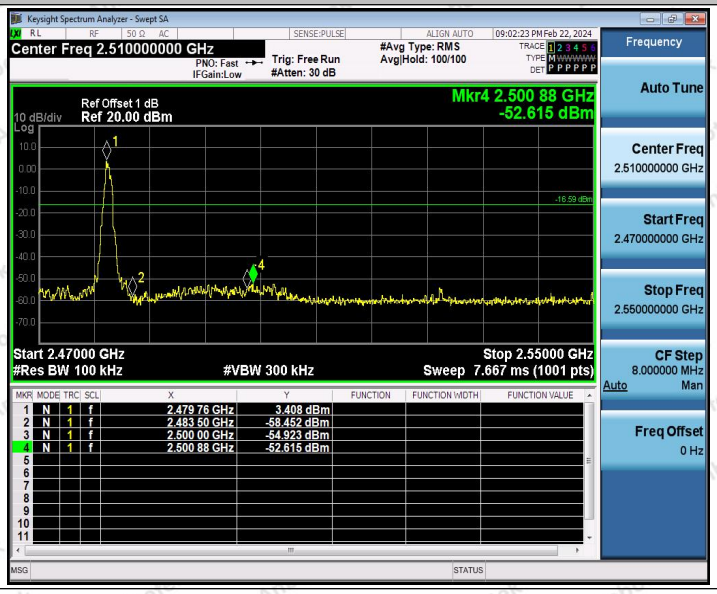

Appendix F: Conducted Spurious Emission

Test Result

TestMode	Antenna	Frequency[MHz]	FreqRange [MHz]	RefLevel [dBm]	Result[dBm]	Limit[dBm]	Verdict
BLE_1M	Ant1	2402	Reference	2.99	2.99	---	PASS
			30~1000	2.99	-68.88	≤-17.01	PASS
			1000~26500	2.99	-50.11	≤-17.01	PASS
		2440	Reference	3.36	3.36	---	PASS
			30~1000	3.36	-68.06	≤-16.64	PASS
			1000~26500	3.36	-48.04	≤-16.64	PASS
		2480	Reference	3.50	3.50	---	PASS
			30~1000	3.50	-69.29	≤-16.5	PASS
			1000~26500	3.50	-44.53	≤-16.5	PASS

Test Graphs

BLE_1M_Ant1_2402_0~Reference

BLE_1M_Ant1_2402_30~1000

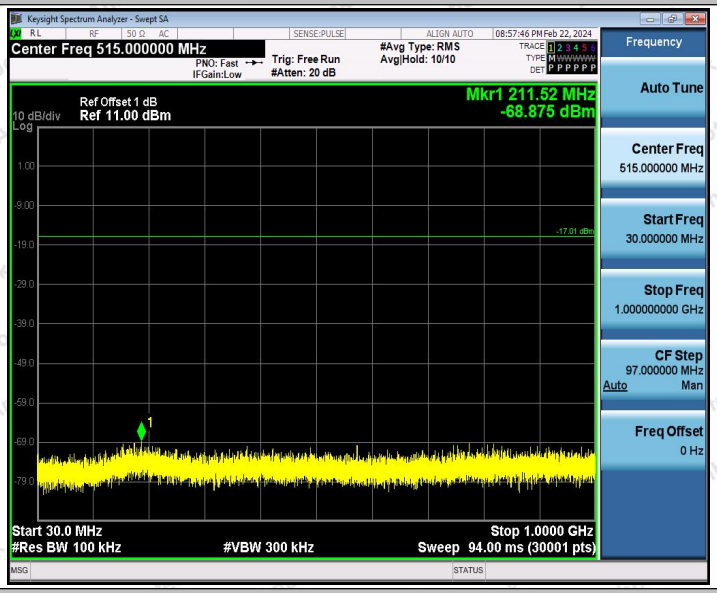

BLE_1M_Ant1_2402_1000~26500

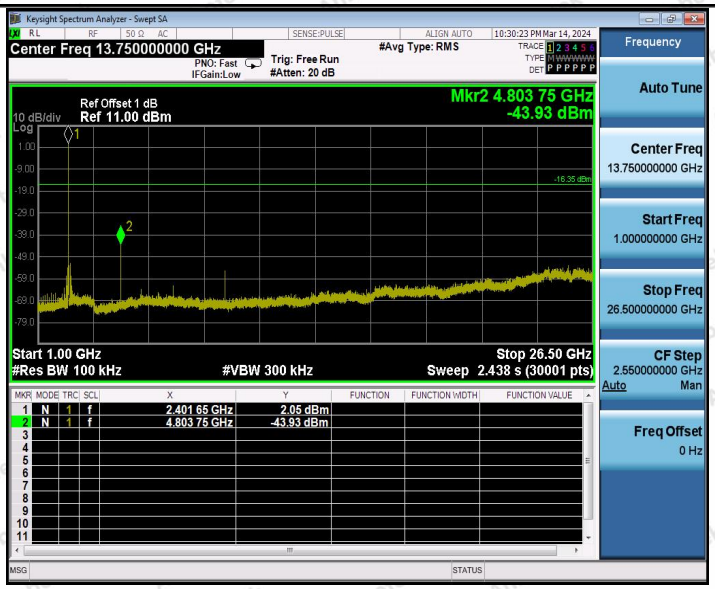

BLE_1M_Ant1_2440_0~Reference

BLE_1M_Ant1_2440_30~1000

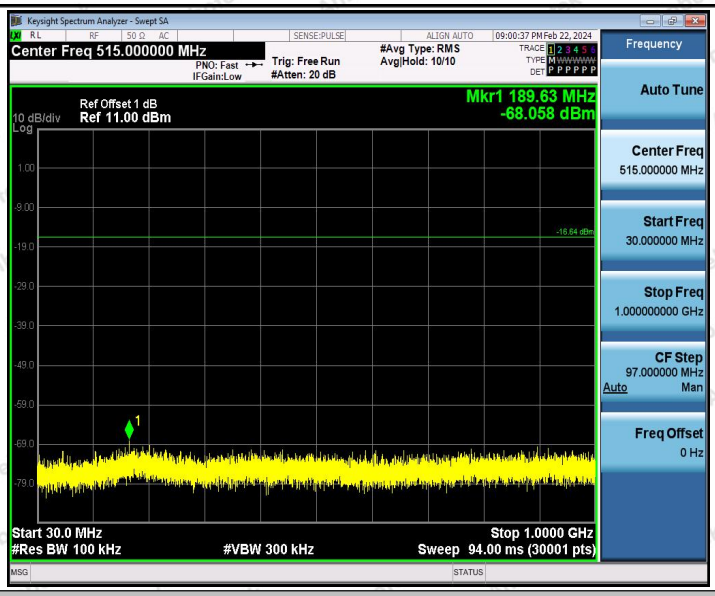

BLE_1M_Ant1_2440_1000~26500

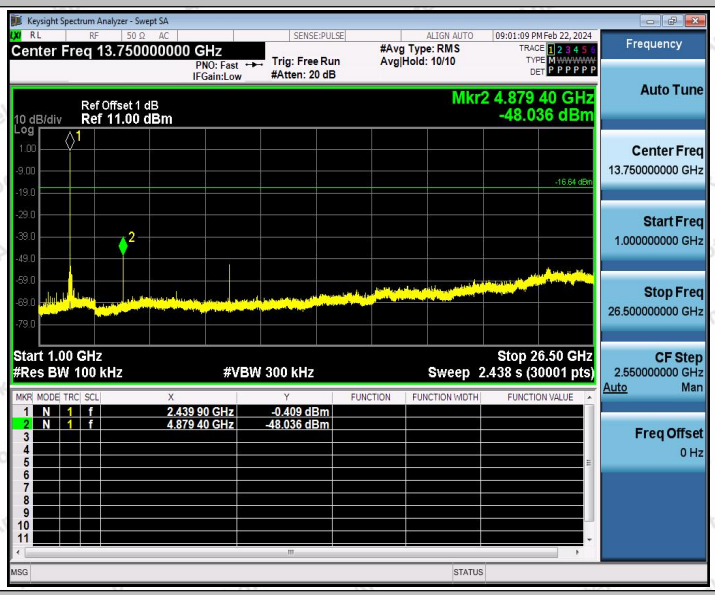

BLE_1M_Ant1_2480_0~Reference

BLE_1M_Ant1_2480_30~1000

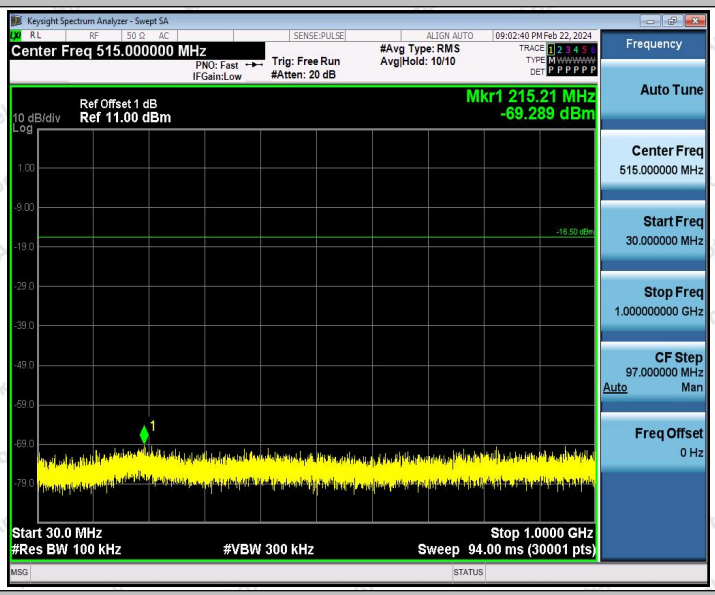

BLE_1M_Ant1_2480_1000~26500

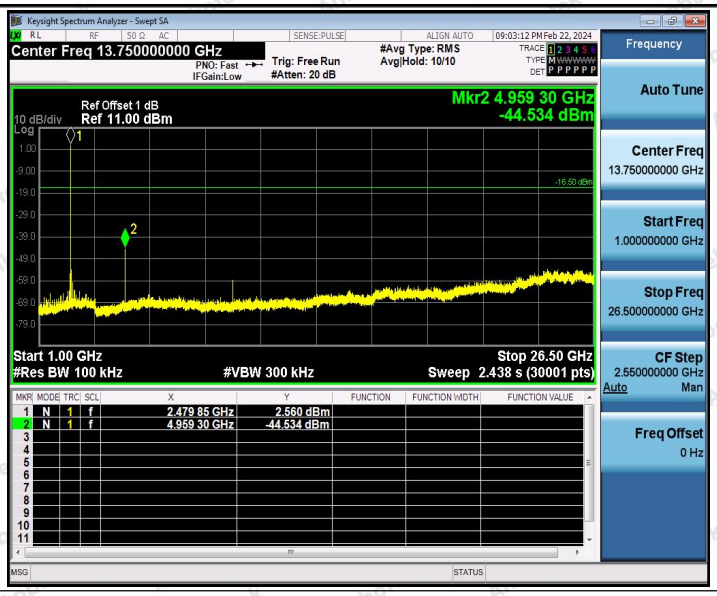
Keysight Spectrum Analyzer - Swept SA
Center Freq 13.750000000 GHz
PNO: Fast
IFGain:Low
Trig: Free Run
#Atten: 20 dB
#Avg Type: RMS
Avg|Hold: 10/10
09:03:12 PM Feb 22, 2024
Ref Offset 1 dB
10 dB/div
Ref 11.00 dBm
Mkr2 4.959 30 GHz
-44.534 dBm
Start 1.00 GHz
#Res BW 100 kHz
#VBW 300 kHz
Stop 26.50 GHz
Sweep 2.438 s (30001 pts)
1 N 1 f 2.479 85 GHz 2.560 dBm
2 N 1 f 4.959 30 GHz -44.534 dBm
Frequency
Auto Tune
Center Freq
13.750000000 GHz
Start Freq
1.000000000 GHz
Stop Freq
26.500000000 GHz
CF Step
2.550000000 GHz
Auto Man
Freq Offset
0 Hz

Appendix G: Duty Cycle

Test Result

TestMode	Antenna	Frequency[MHz]	ON Time [ms]	Period [ms]	Duty Cycle [%]	Duty Cycle Factor[dB]
BLE_1M	Ant1	2402	0.08	0.62	12.90	8.89
		2440	0.09	0.62	14.52	8.38
		2480	0.09	0.63	14.29	8.45

Test Graphs

BLE_1M_Ant1_2402

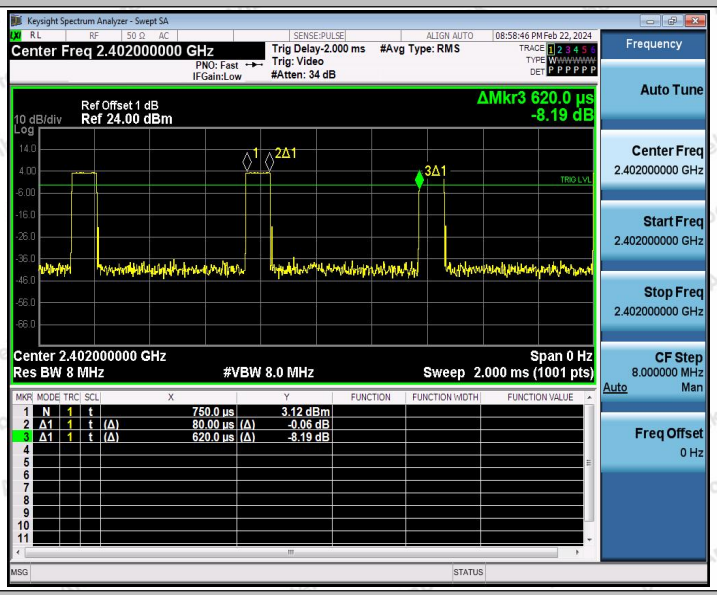

BLE_1M_Ant1_2440

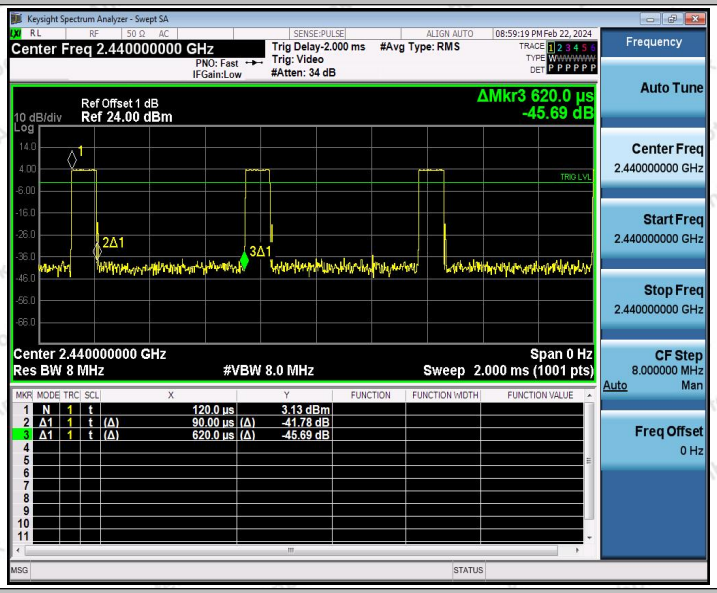

BLE_1M_Ant1_2480

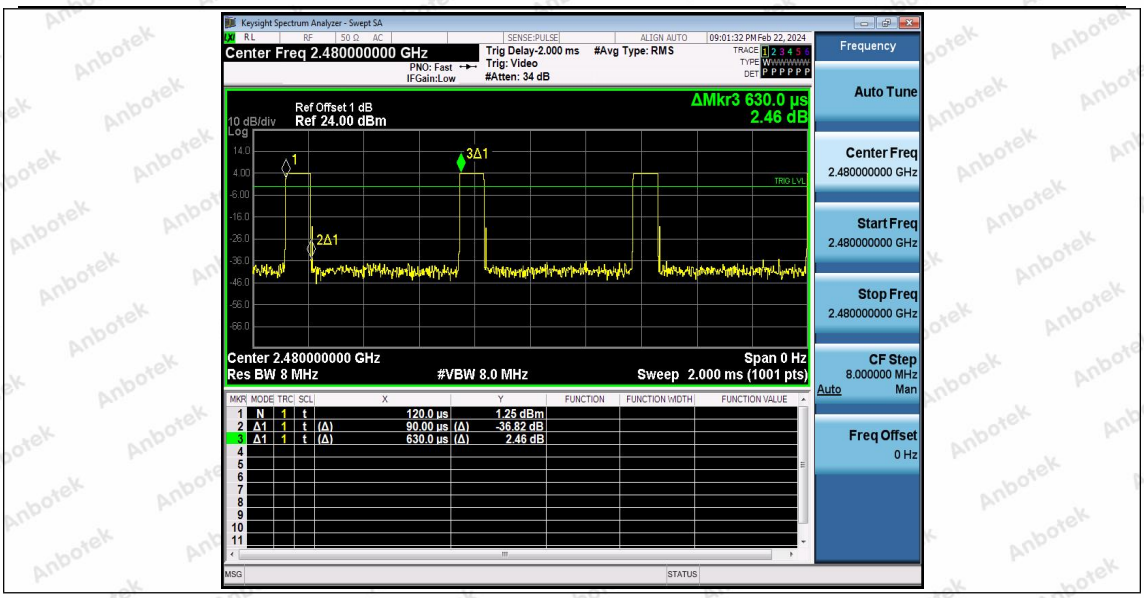
Keysight Spectrum Analyzer - Swept SA
Center Freq 2.480000000 GHz
PNO: Fast
IFGain:Low
Trig Delay-2.000 ms
Trig: Video
#Atten: 34 dB
#Avg Type: RMS
09:01:32 PM Feb 22, 2024
Ref Offset 1 dB
10 dB/div
Ref 24.00 dBm
ΔMkr3 630.0 µs
2.46 dB
Center 2.480000000 GHz
Res BW 8 MHz
#VBW 8.0 MHz
Span 0 Hz
Sweep 2.000 ms (1001 pts)
1 N 1 t 120.0 µs 1.25 dBm
2 Δ1 1 t (Δ) 90.00 µs (Δ) -36.82 dB
3 Δ1 1 t (Δ) 630.0 µs (Δ) 2.46 dB
Frequency
Auto Tune
Center Freq
2.480000000 GHz
Start Freq
2.480000000 GHz
Stop Freq
2.480000000 GHz
CF Step
8.000000 MHz
Auto Man
Freq Offset
0 Hz

---END---