1. Bandwidth

1.1 Test Result

1.1.1 OBW

Mode	TX Type	Frequency (MHz)	ANT	99% Occupied Bandwidth (MHz)		Verdict
				Result	Limit	
1	SISO	2403	1	1.809	/	Pass
		2442	1	1.812	/	Pass
		2480	1	1.825	/	Pass

1.1.2 20dB BW

Mode	TX Type	Frequency (MHz)	ANT	20dB Bandwidth (MHz)		Verdict
				Result	Limit	
1	SISO	2403	1	1.825	/	Pass
		2442	1	1.827	/	Pass
		2480	1	1.830	/	Pass

1.2 Test Graph

1.2.1 OBW

1_LCH_2403MHz_Ant1_NTNV

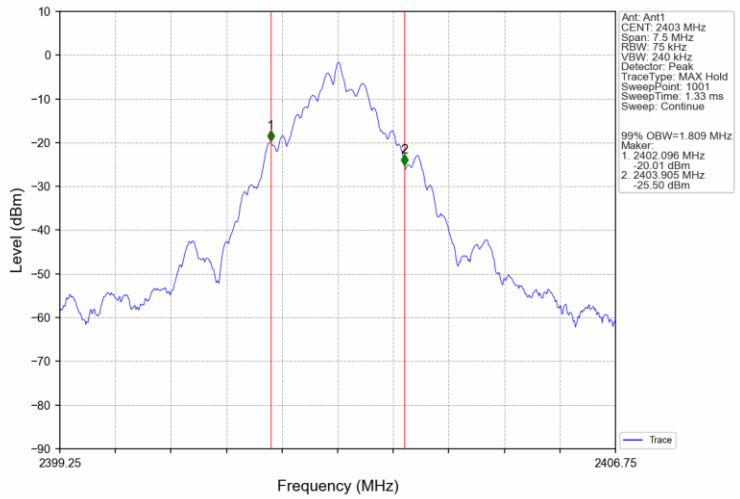

1_MCH_2442MHz_Ant1_NTNV

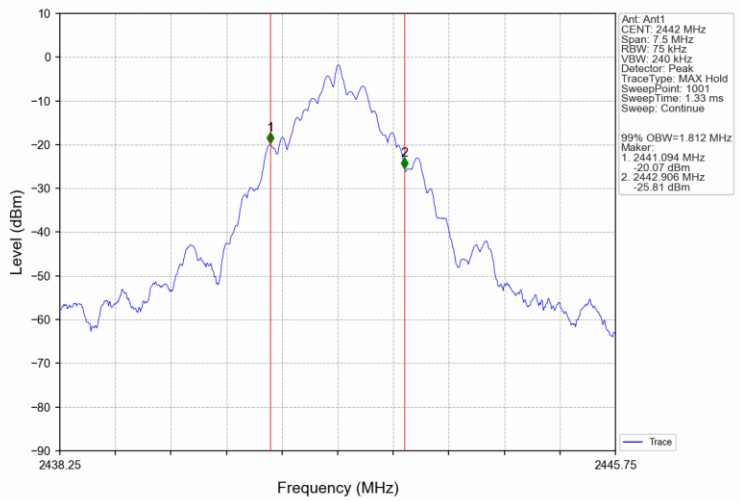

1_HCH_2480MHz_Ant1_NTNV

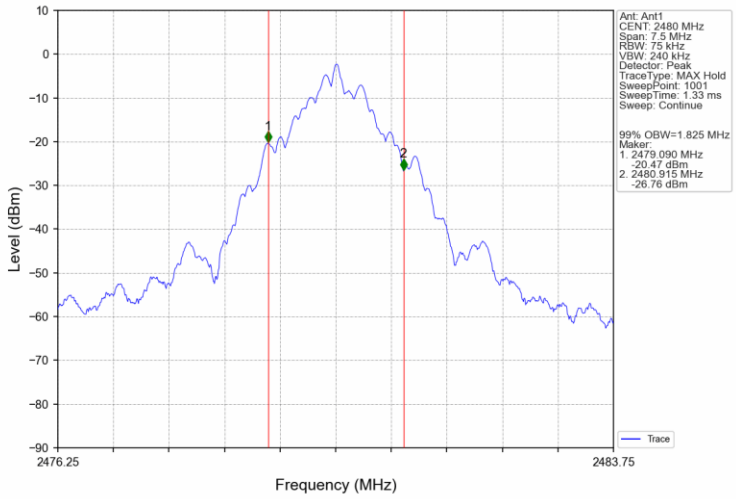

1.2.2 20dB BW

1_LCH_2403MHz_Ant1_NTNV

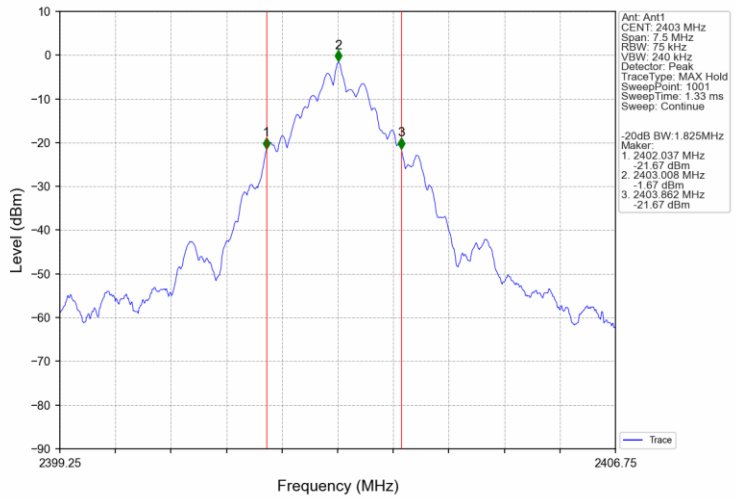

1_MCH_2442MHz_Ant1_NTNV

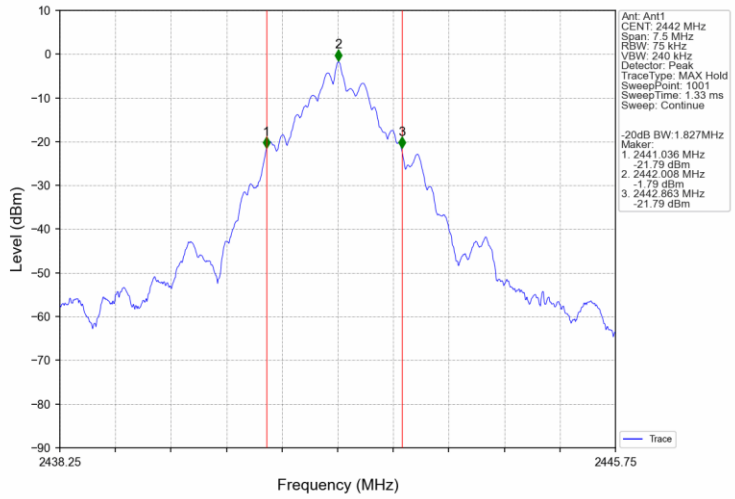

1_HCH_2480MHz_Ant1_NTNV

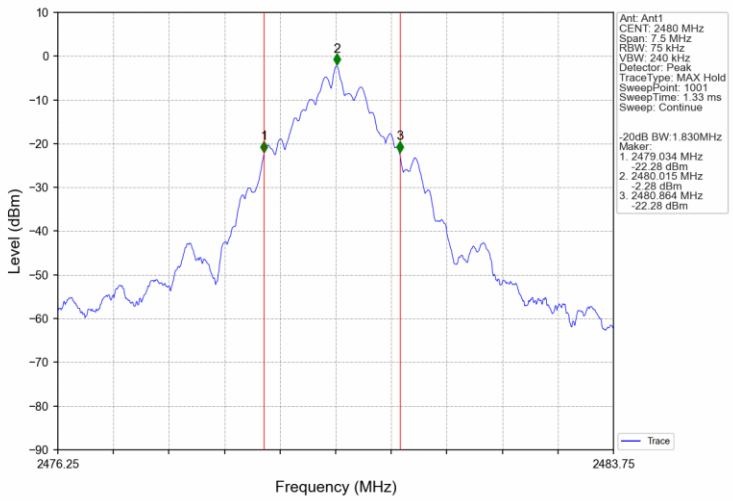

2. Maximum Conducted Output Power

2.1 Test Result

2.1.1 Power

Mode	TX Type	Frequency (MHz)	Maximum Average Conducted Output Power (dBm)		Verdict
			ANT1	Limit	
1	SISO	2403	-1.50	<=20.97	Pass
		2442	-1.63	<=20.97	Pass
		2480	-2.11	<=20.97	Pass
Note1: Antenna Gain: Ant1: -2.39dBi;					

3. Carrier Frequency Separation

3.1 Test Result

3.1.1 Ant1

Ant1						
Mode	TX Type	Frequency (MHz)	Channel Separation (MHz)	20dB Bandwidth (MHz)	Limit (MHz)	Verdict
1	SISO	HOPP	2.000	1.830	>=1.83	Pass

3.2 Test Graph

3.2.1 Ant1

1_HOPP_Ant1_NTNV

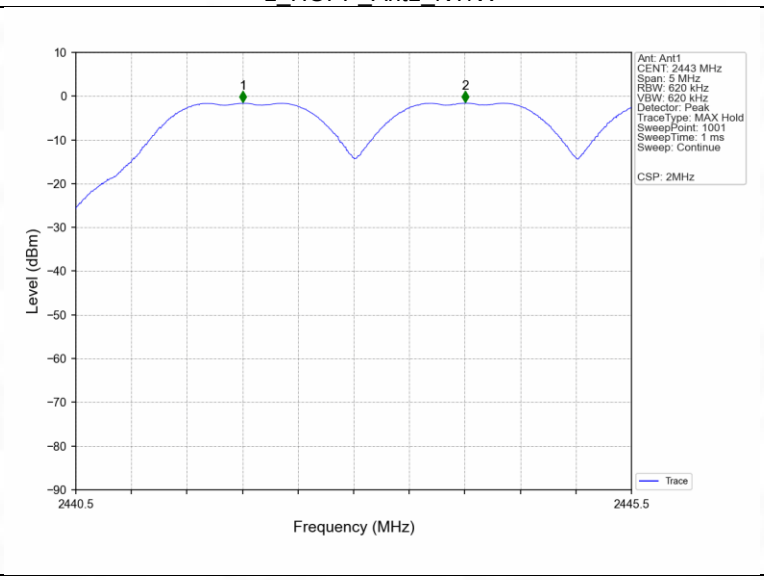

4. Number of Hopping Frequencies

4.1 Test Result

4.1.1 HoppNum

Mode	TX Type	Frequency (MHz)	Num of Hopping Frequencies		Verdict
			ANT1	Limit	
1	SISO	HOPP	16	>=15	Pass

4.2 Test Graph

4.2.1 HoppNum

1_HOPP_Ant1_NTNV

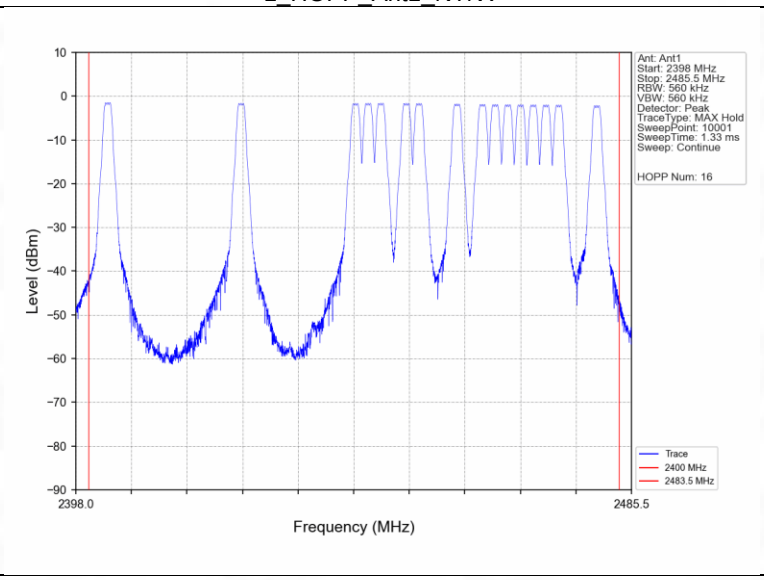

5. Time of Occupancy (Dwell Time)

5.1 Test Result

5.1.1 Ant1

Ant1								
Mode	TX Type	Frequency (MHz)	Duration of Single Pulse (ms)	Observation Period (s)	Num of Pulse in Observation Period	Dwell Time (ms)	Limit (ms)	Verdict
1	SISO	HOPP	7.148	6.400	48	343.104	<=400	Pass

5.2 Test Graph

5.2.1 Ant1

1_HOPP_Ant1_NTNV

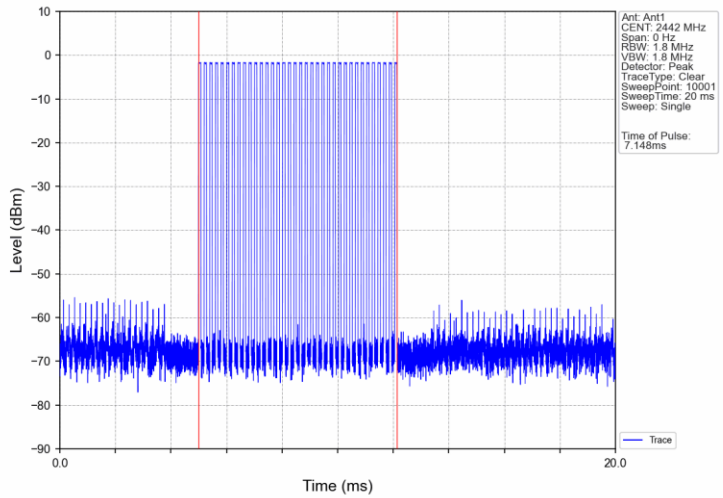

1_HOPP_Ant1_NTNV

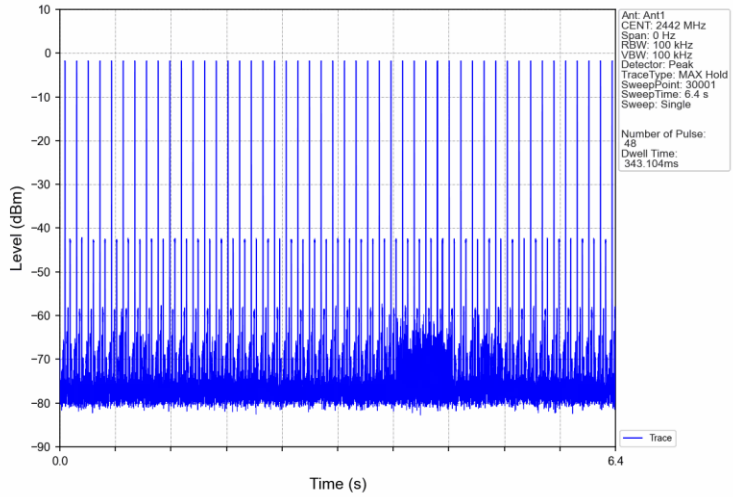

6. Unwanted Emissions In Non-restricted Frequency Bands

6.1 Test Result

6.1.1 Ref

Mode	TX Type	Frequency (MHz)	ANT	Level of Reference (dBm)
1	SISO	2403	1	-1.52
		2442	1	-1.66
		2480	1	-2.13
Note1: Refer to FCC Part 15.247 (d) and ANSI C63.10-2020, the channel contains the maximum PSD level was used to establish the reference level.				

6.1.2 CSE

Mode	TX Type	Frequency (MHz)	ANT	Level of Reference (dBm)	Limit (dBm)	Verdict
1	SISO	2403	1	-1.52	-21.52	Pass
		2442	1	-1.52	-21.52	Pass
		2480	1	-1.52	-21.52	Pass
		HOPP	1	-1.52	-21.52	Pass
				-1.52	-21.52	Pass
Note1: Refer to FCC Part 15.247 (d) and ANSI C63.10-2020, the channel contains the maximum PSD level was used to establish the reference level.						

6.2 Test Graph

6.2.1 Ref

1_LCH_2403MHz_Ant1_NTNV

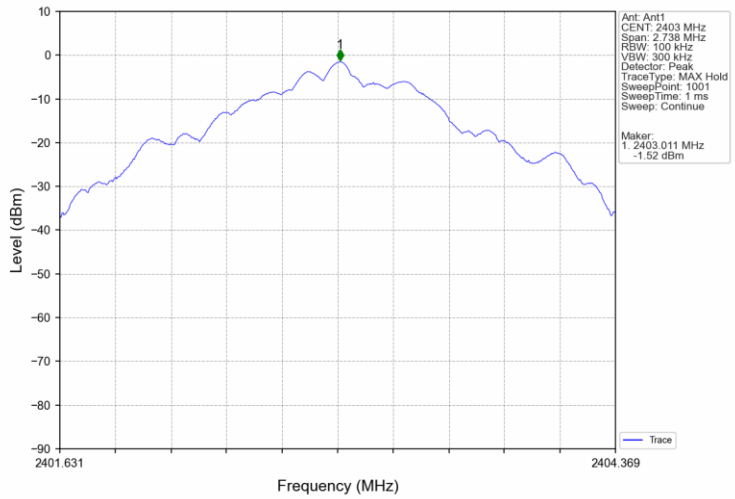

1_MCH_2442MHz_Ant1_NTNV

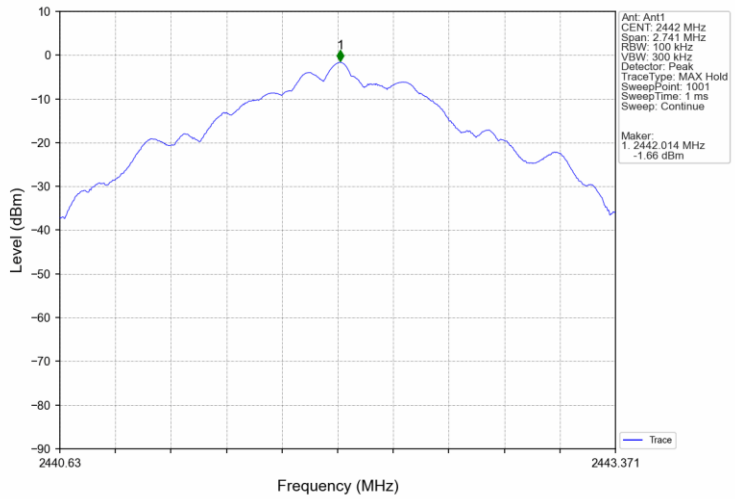

1_HCH_2480MHz_Ant1_NTNV
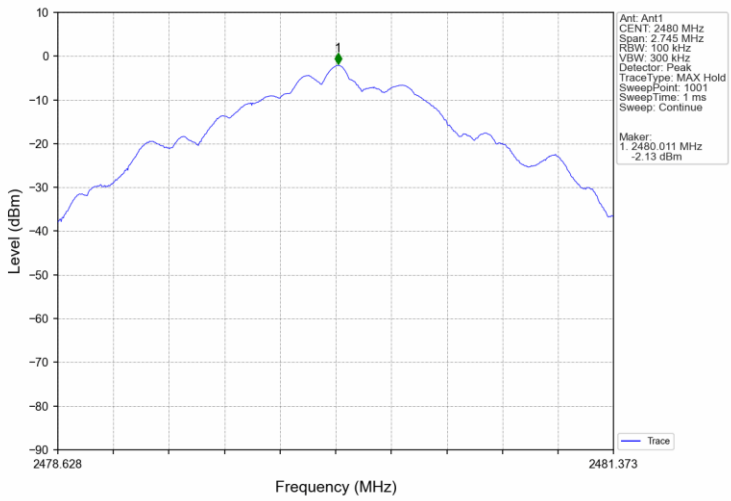

6.2.2 CSE

1_LCH_2403MHz_Ant1_NTNV

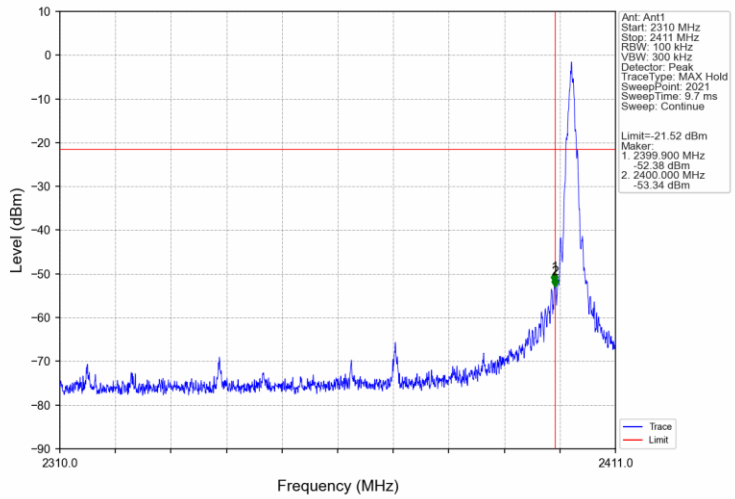

1_LCH_2403MHz_Ant1_NTNV

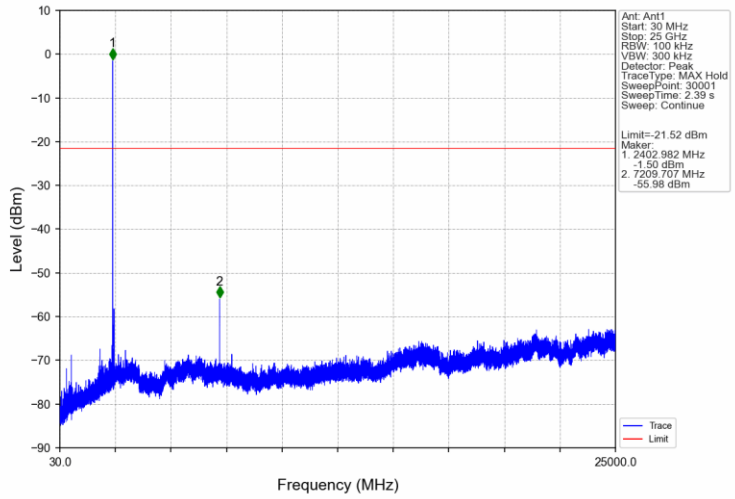

1_MCH_2442MHz_Ant1_NTNV

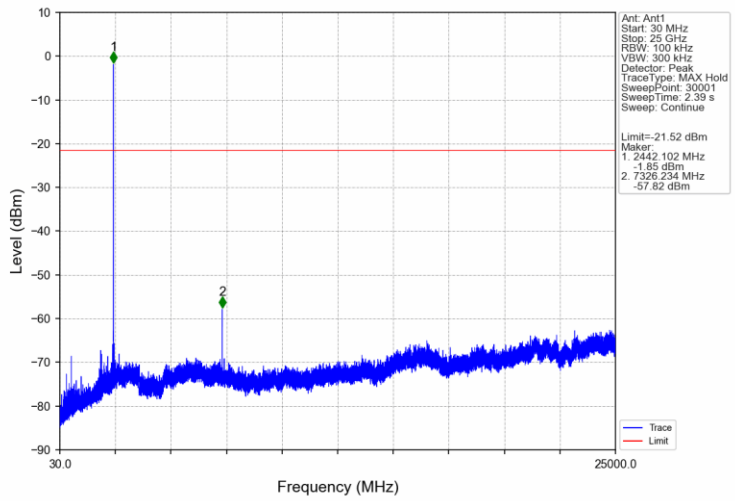

1_HCH_2480MHz_Ant1_NTNV

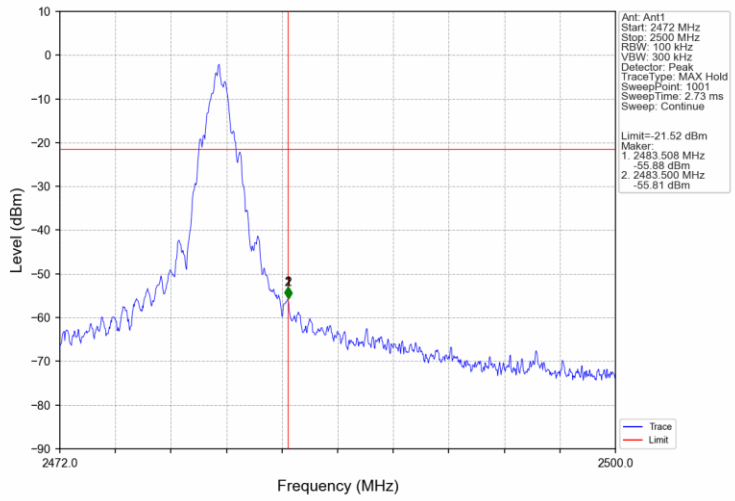

1_HCH_2480MHz_Ant1_NTNV

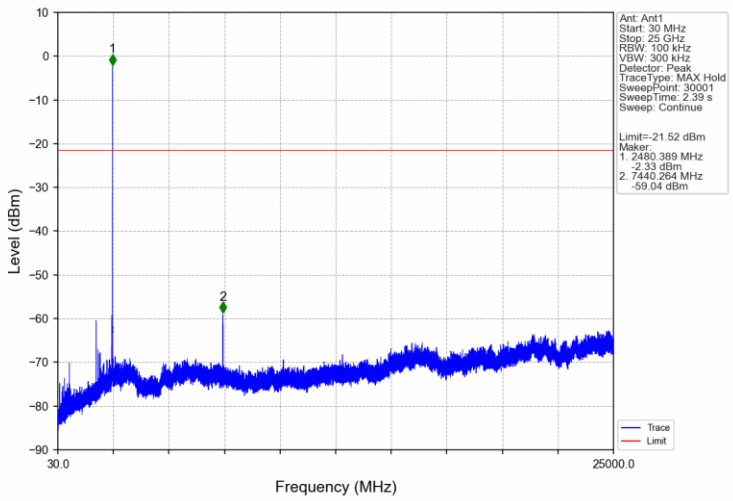

1_HOPP_Ant1_NTNV

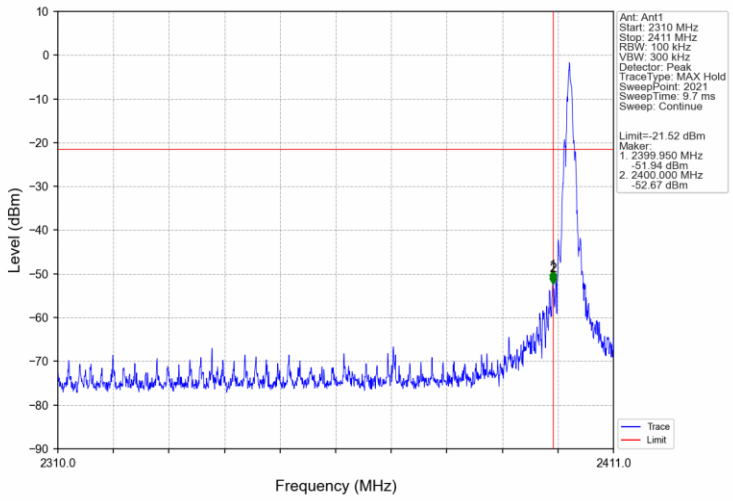

1_HOPP_Ant1_NTNV
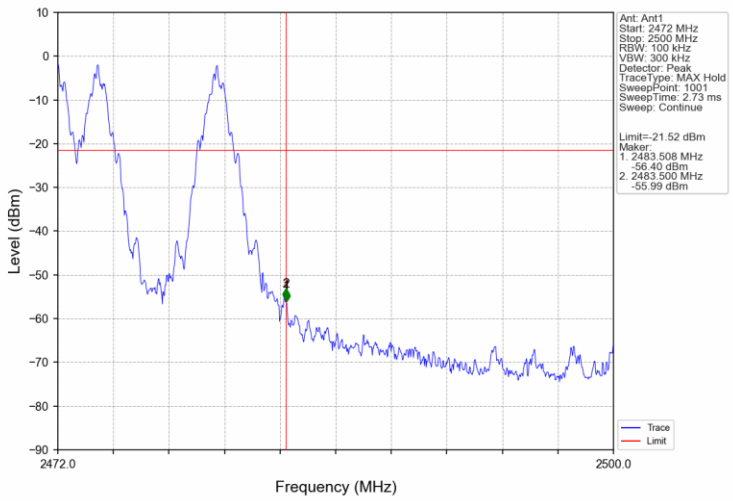

7. Form731

7.1 Test Result

7.1.1 Form731

Lower Freq (MHz)	High Freq (MHz)	MAX Power (W)	MAX Power (dBm)
2403	2480	0.0007	-1.50