Appendix A: 20dB Emission Bandwidth

Test Result

TestMode	Antenna	Frequency[MHz]	20db EBW[MHz]	FL[MHz]	FH[MHz]	Limit[MHz]	Verdict
DH5	Ant1	2402	0.84	2401.56	2402.40	---	---
DH5	Ant1	2441	0.86	2440.54	2441.40	---	---
DH5	Ant1	2480	0.86	2479.54	2480.40	---	---
3DH5	Ant1	2402	1.30	2401.34	2402.64	---	---
3DH5	Ant1	2441	1.30	2440.34	2441.64	---	---
3DH5	Ant1	2480	1.30	2479.34	2480.64	---	---

Test Graphs

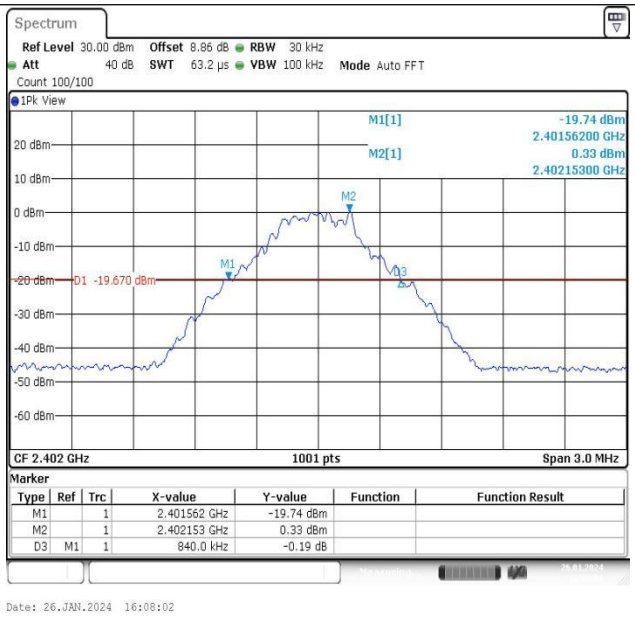

DH5-Ant1-2402

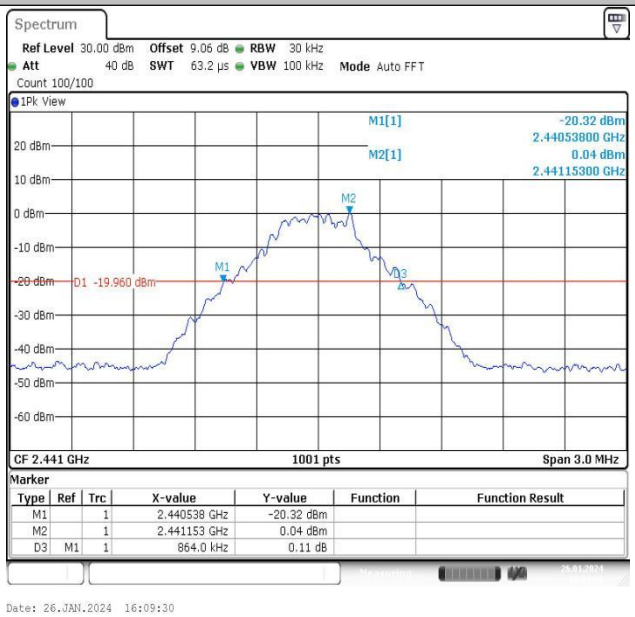

DH5-Ant1-2441

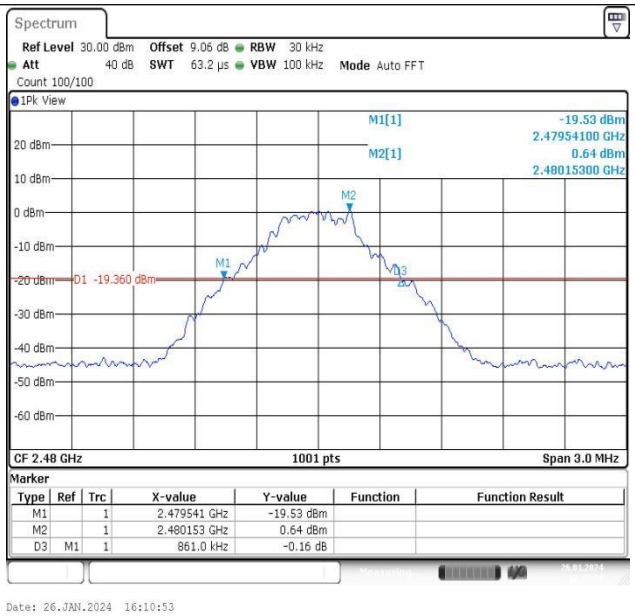

DH5-Ant1-2480

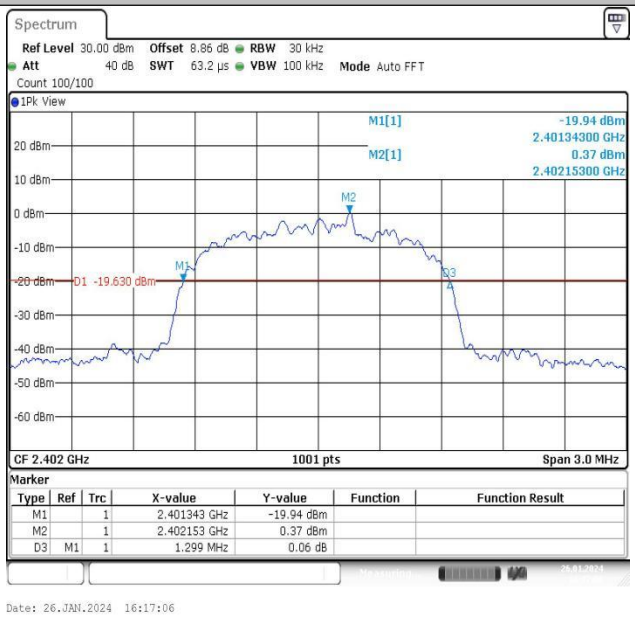

3DH5-Ant1-2402

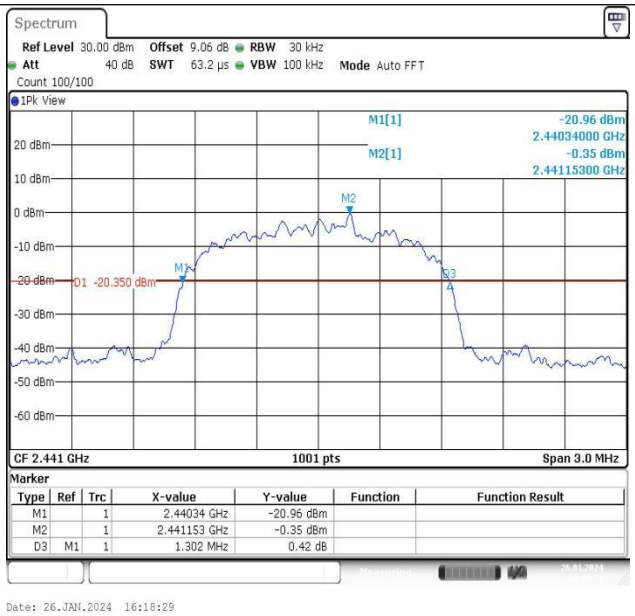

3DH5-Ant1-2441

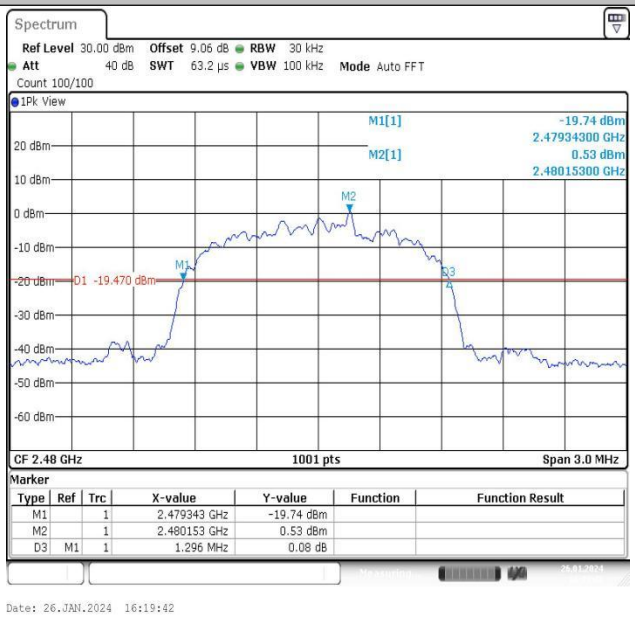

3DH5-Ant1-2480

Appendix B: Occupied Channel Bandwidth

Test Result

TestMode	Antenna	Frequency[MHz]	OCB [MHz]	FL[MHz]	FH[MHz]	Limit[MHz]	Verdict
DH5	Ant1	2402	0.755	2401.6164	2402.3716	---	---
DH5	Ant1	2441	0.755	2440.6164	2441.3716	---	---
DH5	Ant1	2480	0.758	2479.6134	2480.3716	---	---
3DH5	Ant1	2402	1.178	2401.4036	2402.5814	---	---
3DH5	Ant1	2441	1.178	2440.4036	2441.5814	---	---
3DH5	Ant1	2480	1.178	2479.4036	2480.5814	---	---

Test Graphs

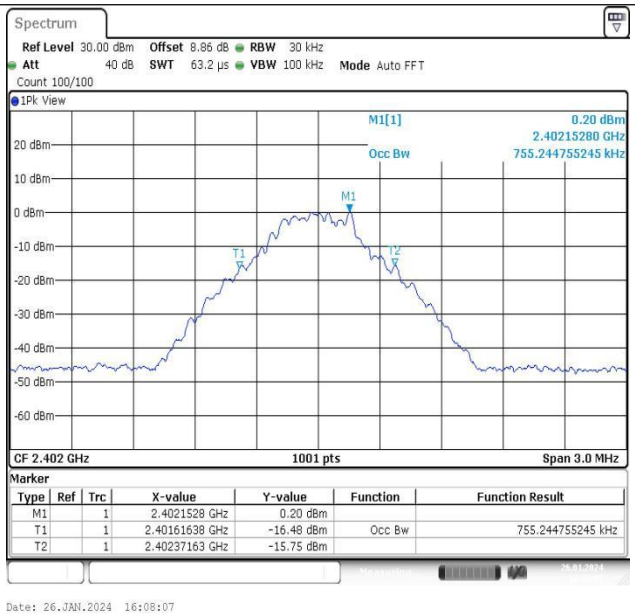

DH5-Ant1-2402

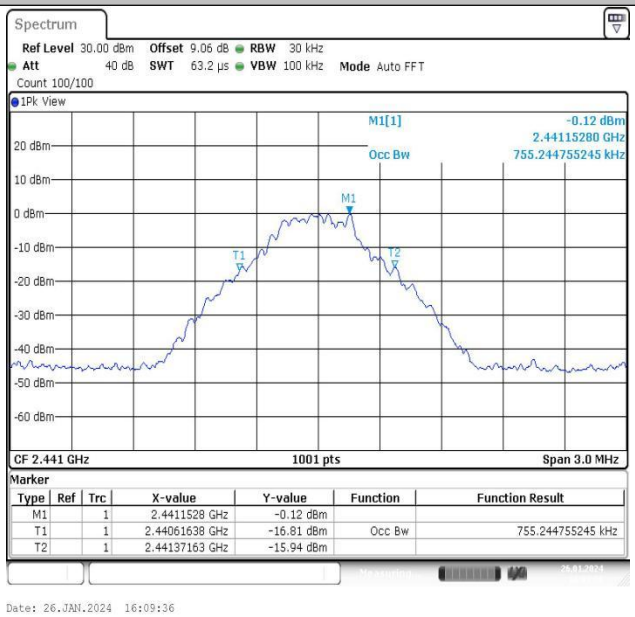

DH5-Ant1-2441

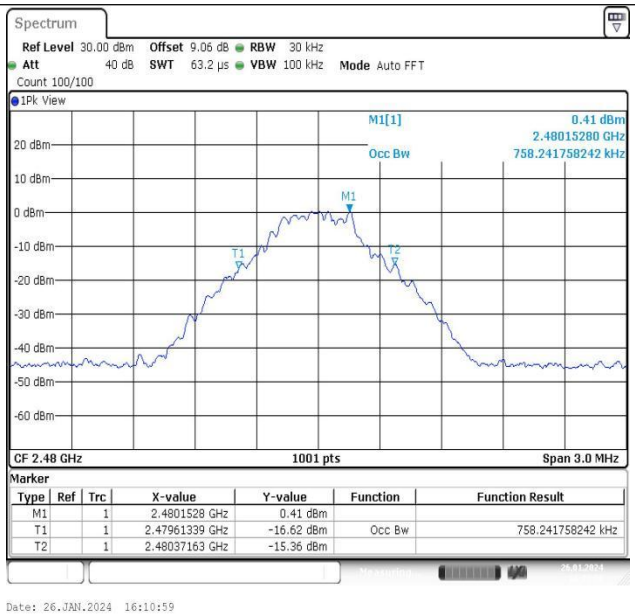

DH5-Ant1-2480

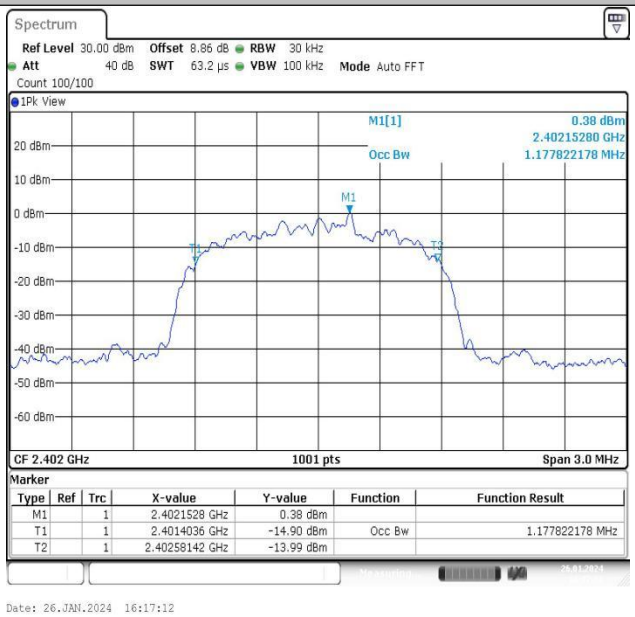

3DH5-Ant1-2402

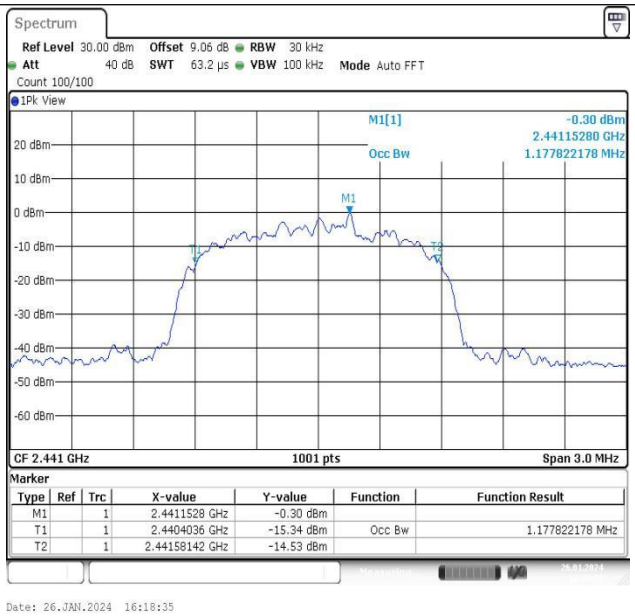

3DH5-Ant1-2441

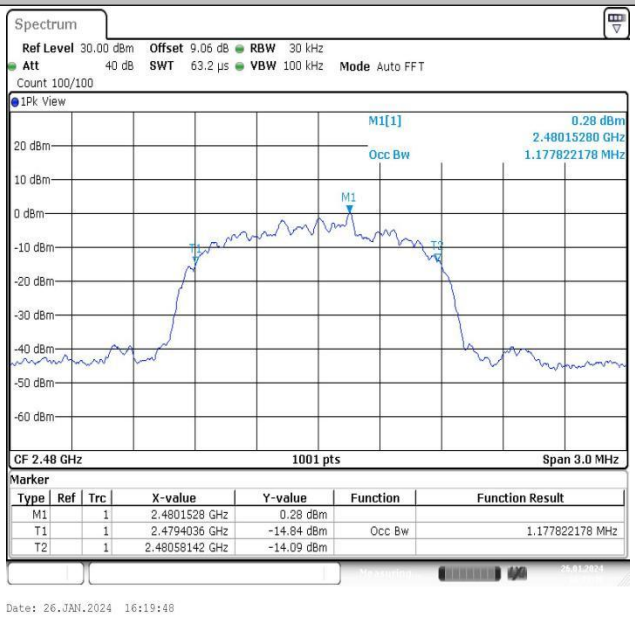

3DH5-Ant1-2480

Appendix C: Maximum conducted output power

Test Result Peak

Test Mode	Antenna	Frequency[MHz]	Conducted Peak Powert[dBm]	Conducted Limit[dBm]	Verdict
DH5	Ant1	2402	2.49	≤30	PASS
DH5	Ant1	2441	2.56	≤30	PASS
DH5	Ant1	2480	2.97	≤30	PASS
3DH5	Ant1	2402	4.9	≤20.97	PASS
3DH5	Ant1	2441	4.85	≤20.97	PASS
3DH5	Ant1	2480	5.56	≤20.97	PASS

Test Mode	Antenna	Frequency[MHz]	Conducted average Powert[dBm]	Conducted Limit[dBm]	Verdict
DH5	Ant1	2402	2.44	≤30	PASS
DH5	Ant1	2441	2.20	≤30	PASS
DH5	Ant1	2480	2.67	≤30	PASS
3DH5	Ant1	2402	2.59	≤20.97	PASS
3DH5	Ant1	2441	2.26	≤20.97	PASS
3DH5	Ant1	2480	2.70	≤20.97	PASS

Appendix D: Carrier frequency separation

Test Result

TestMode	Antenna	Frequency[MHz]	Result[MHz]	Limit[MHz]	Verdict
DH5	Ant1	Hop	0.997	≥0.860	PASS
3DH5	Ant1	Hop	1	≥0.867	PASS

Test Graphs

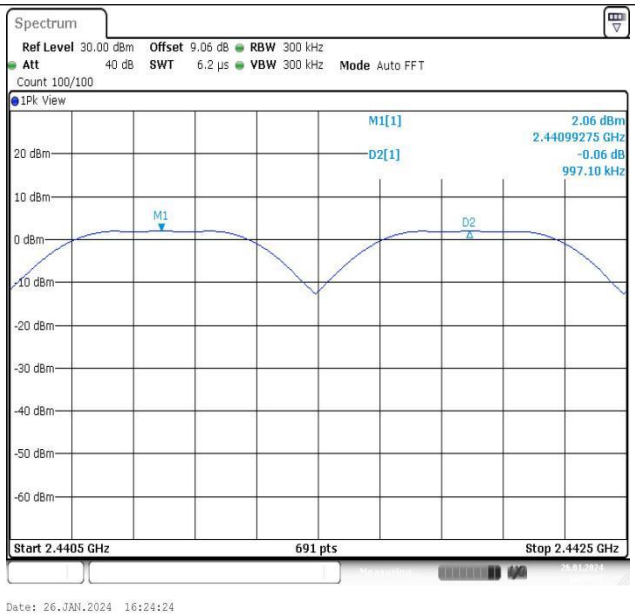

DH5-Ant1-Hop

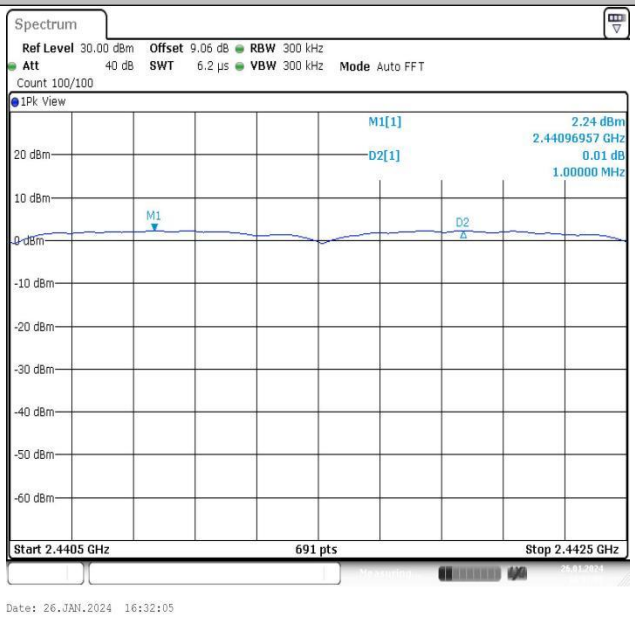

3DH5-Ant1-Hop

Appendix E: Time of occupancy

Test Result

TestMode	Antenna	Frequency[MHz]	BurstWidth [ms]	TotalHops [Num]	Result[s]	Limit[s]	Verdict
DH5	Ant1	Hop	2.863	106.67	0.305	≤0.4	PASS
DH1	Ant1	Hop	0.375	320	0.12	≤0.4	PASS
DH3	Ant1	Hop	1.623	160	0.26	≤0.4	PASS
3DH5	Ant1	Hop	2.869	106.67	0.306	≤0.4	PASS
3DH1	Ant1	Hop	0.383	320	0.123	≤0.4	PASS
3DH3	Ant1	Hop	1.625	160	0.26	≤0.4	PASS

Test Graphs

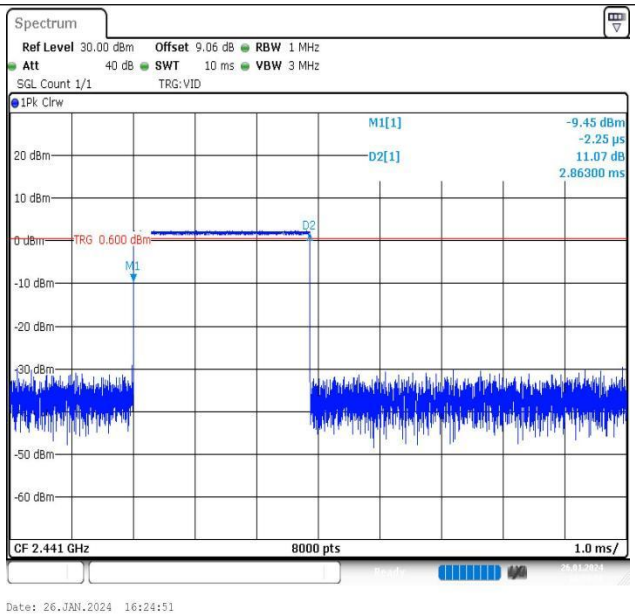

DH5-Ant1-Hop

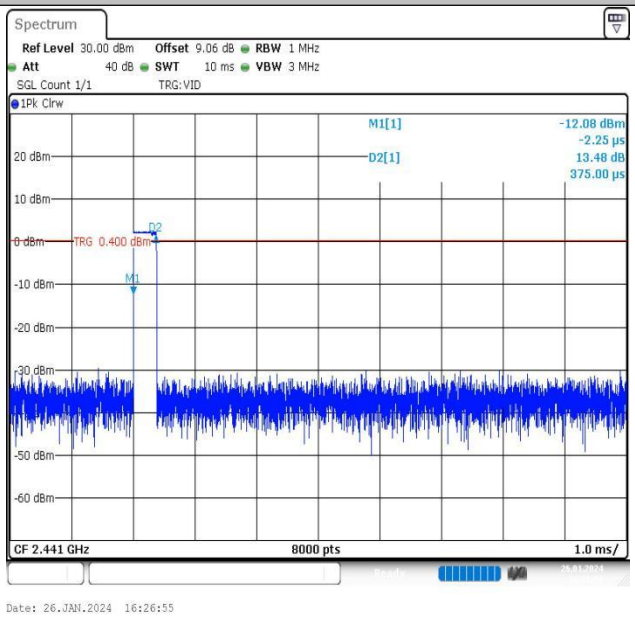

DH1-Ant1-Hop

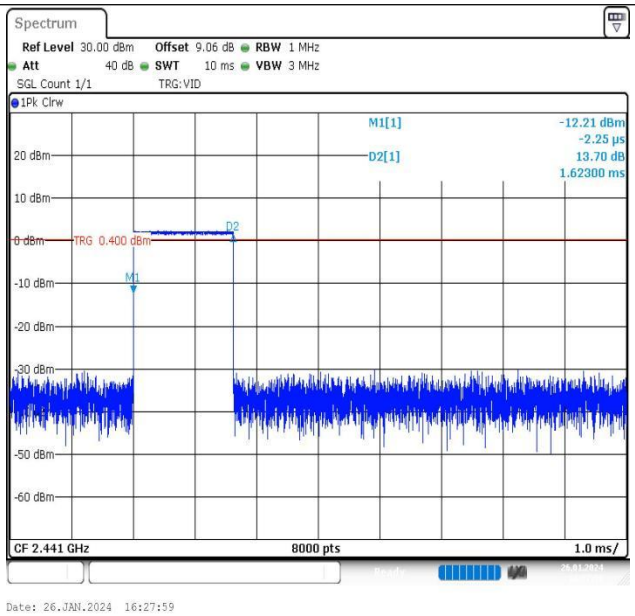

DH3-Ant1-Hop

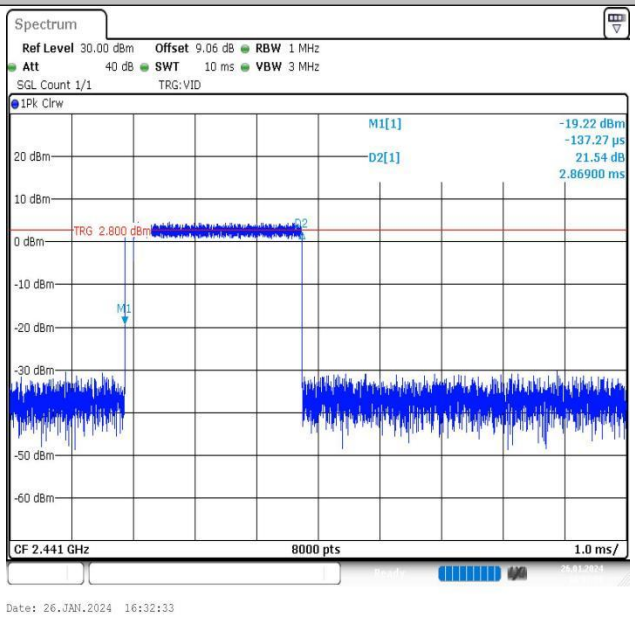

3DH5-Ant1-Hop

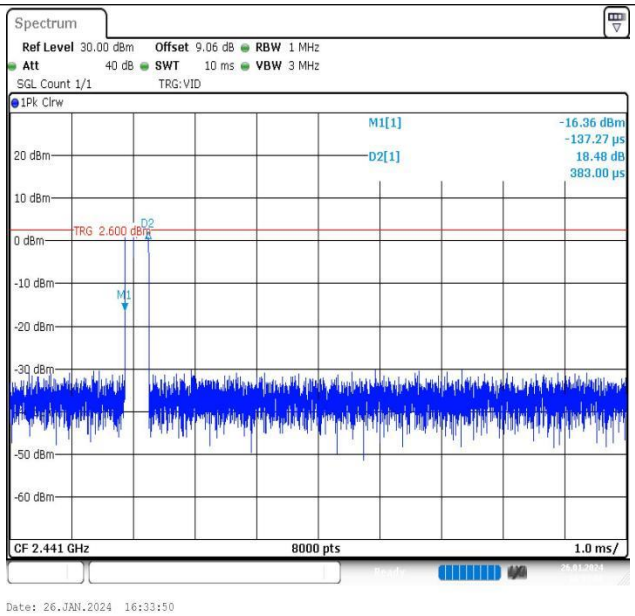

3DH1-Ant1-Hop

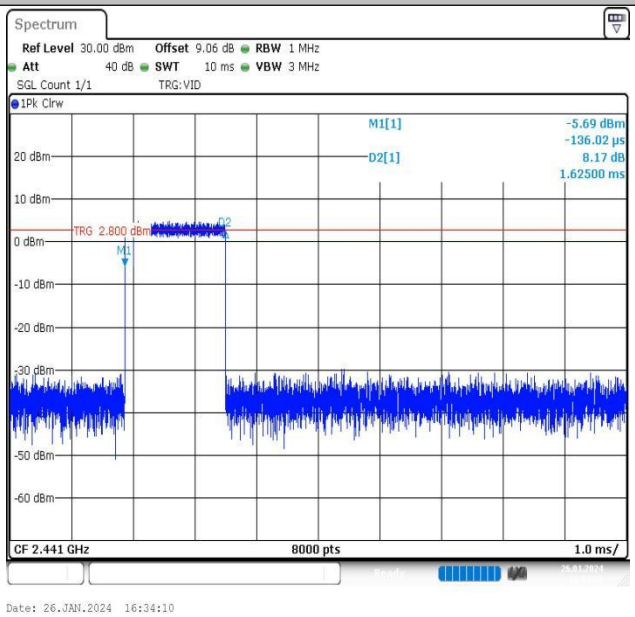

3DH3-Ant1-Hop

Appendix F: Number of hopping channels

Test Result

TestMode	Antenna	Frequency[MHz]	Result[Num]	Limit[Num]	Verdict
DH5	Ant1	Hop	79	≥15	PASS
3DH5	Ant1	Hop	79	≥15	PASS

Test Graphs

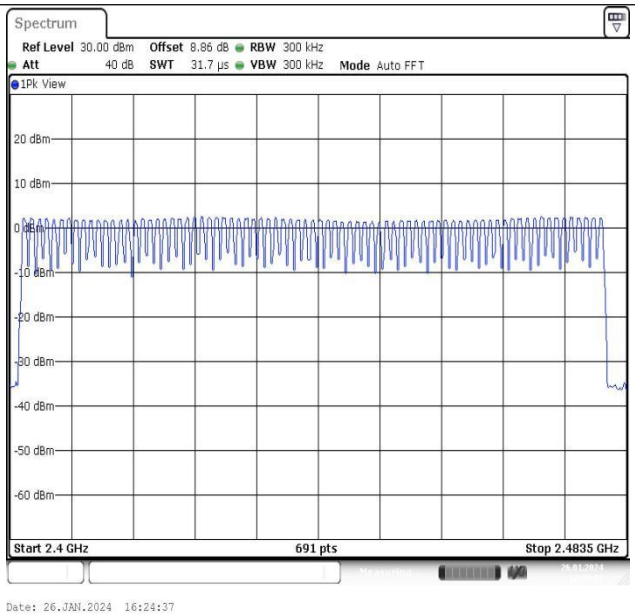

DH5-Ant1-Hop

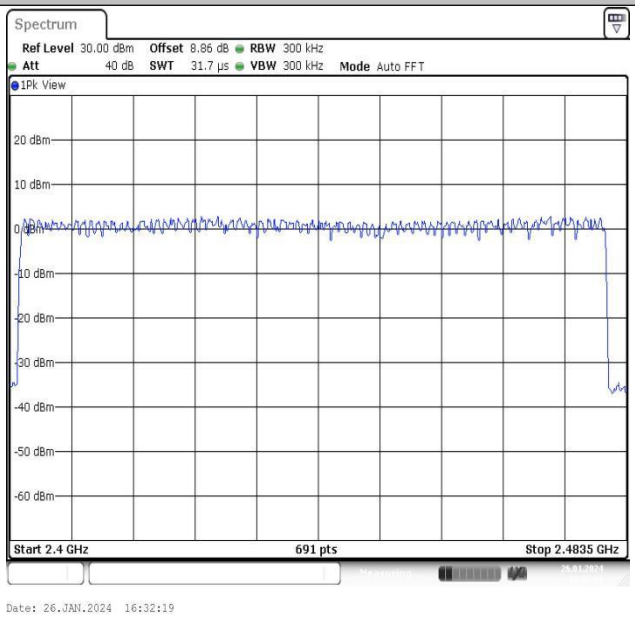

3DH5-Ant1-Hop

Appendix G: Band edge measurements

Test Result

TestMode	Antenna	ChName	Frequency[MHz]	RefLevel [dBm]	Result [dBm]	Limit [dBm]	Verdict
DH5	Ant1	Low	2402	2.55	-48.09	≤-17.45	PASS
DH5	Ant1	High	2480	2.85	-46.21	≤-17.15	PASS
3DH5	Ant1	Low	2402	2.71	-47.28	≤-17.29	PASS
3DH5	Ant1	High	2480	2.64	-46.7	≤-17.36	PASS
DH5	Ant1	Low	Hop_2402	1.94	-47.73	≤-18.06	PASS
DH5	Ant1	High	Hop_2480	2.27	-46.67	≤-17.73	PASS
3DH5	Ant1	Low	Hop_2402	-0.48	-47.73	≤-20.48	PASS
3DH5	Ant1	High	Hop_2480	1.60	-46.92	≤-18.4	PASS

Test Graphs

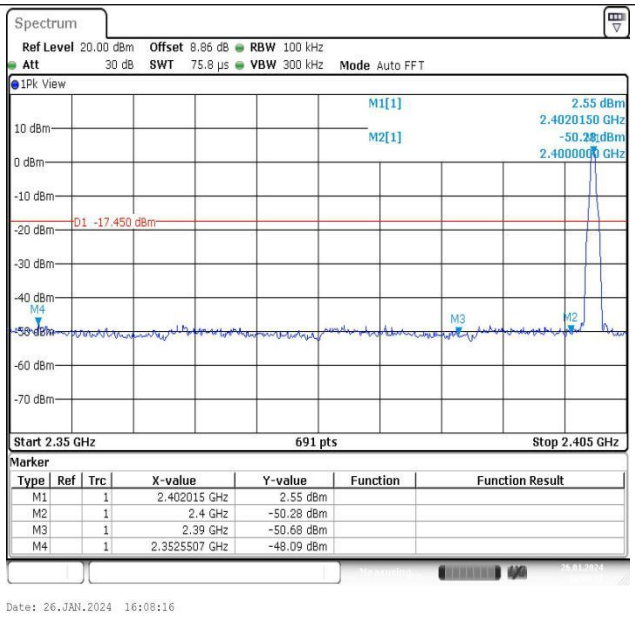

DH5-Ant1-2402

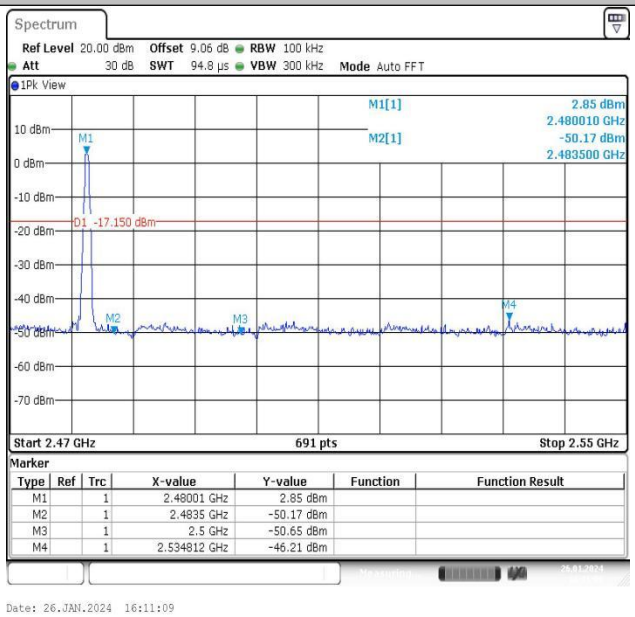

DH5-Ant1-2480

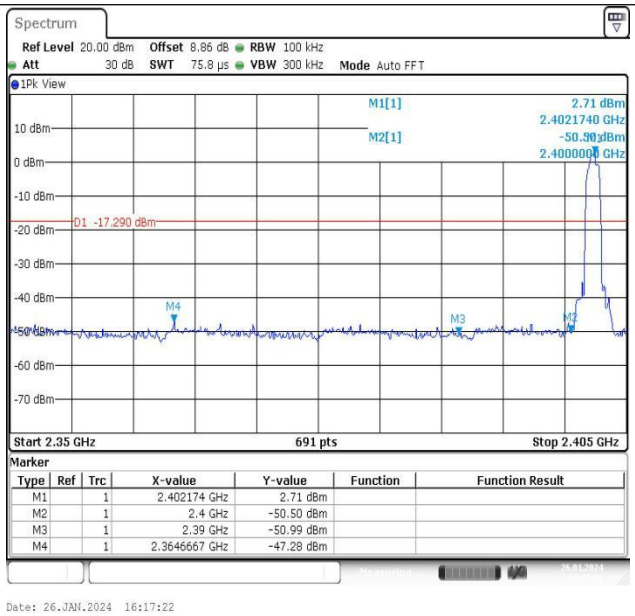

3DH5-Ant1-2402

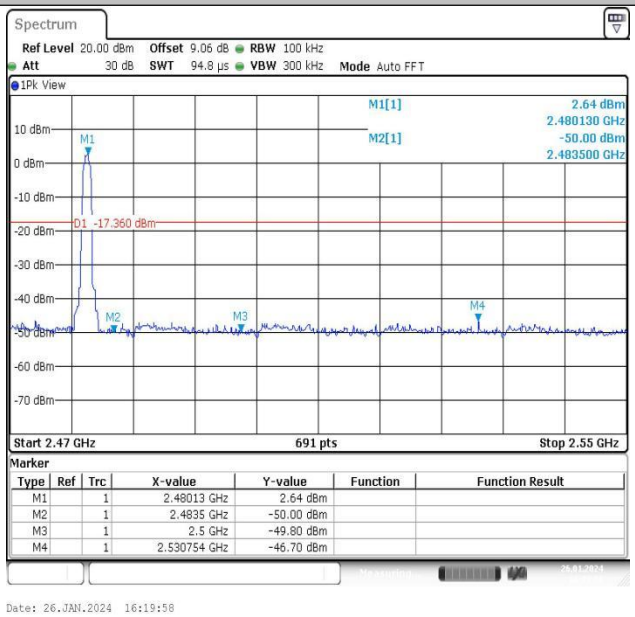

3DH5-Ant1-2480

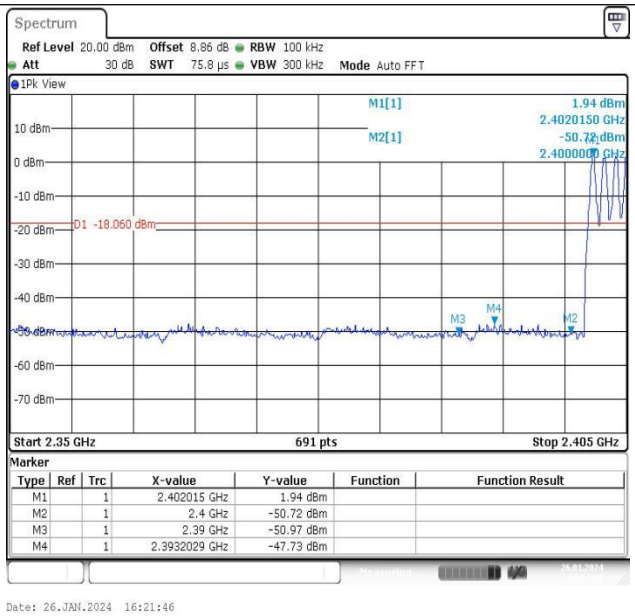

DH5-Ant1-Hop_2402

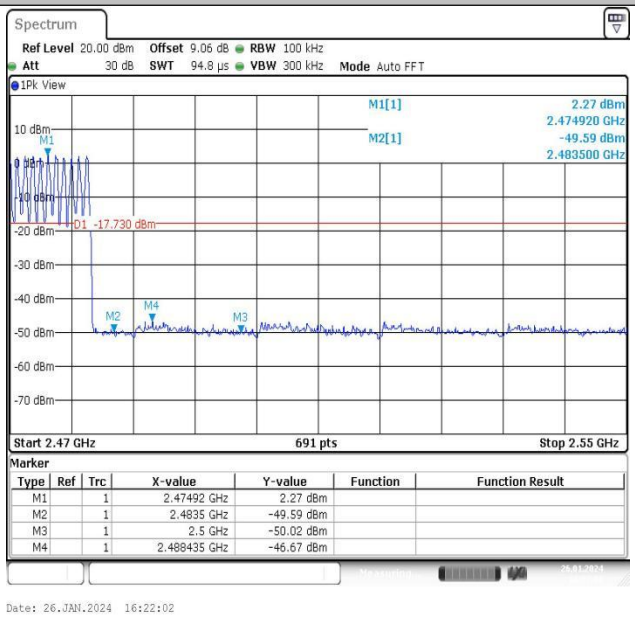

DH5-Ant1-Hop_2480

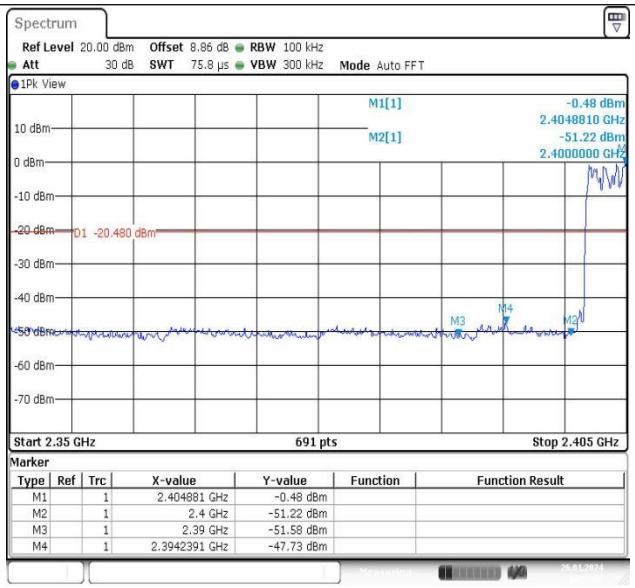

3DH5-Ant1-Hop_2402

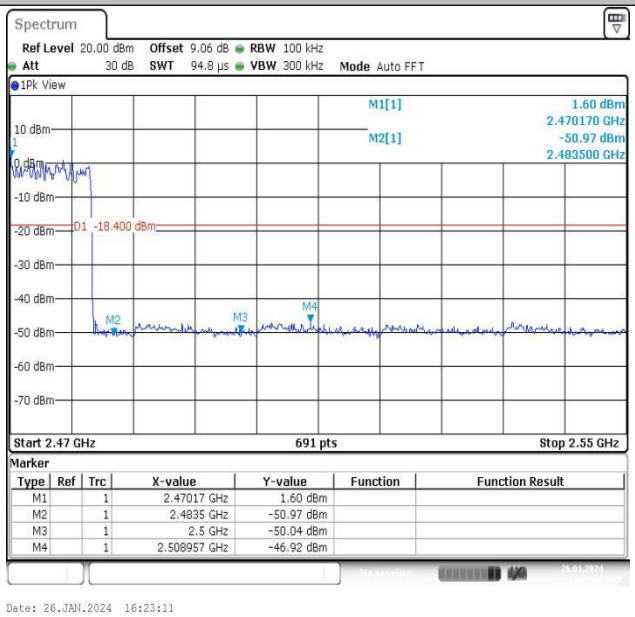

3DH5-Ant1-Hop_2480

Appendix H: Conducted Spurious Emission

Test Result

TestMode	Antenna	Frequency[MHz]	FreqRange [MHz]	RefLevel [dBm]	Result [dBm]	Limit [dBm]	Verdict
DH5	Ant1	2402	0~Reference	2.56	2.56	---	PASS
DH5	Ant1	2402	30~1000	2.56	-58.53	≤-17.44	PASS
DH5	Ant1	2402	1000~26500	2.56	-47.9	≤-17.44	PASS
DH5	Ant1	2441	0~Reference	2.50	2.50	---	PASS
DH5	Ant1	2441	30~1000	2.50	-57.82	≤-17.5	PASS
DH5	Ant1	2441	1000~26500	2.50	-47.35	≤-17.5	PASS
DH5	Ant1	2480	0~Reference	3.06	3.06	---	PASS
DH5	Ant1	2480	30~1000	3.06	-57.76	≤-16.94	PASS
DH5	Ant1	2480	1000~26500	3.06	-46.7	≤-16.94	PASS
3DH5	Ant1	2402	0~Reference	2.84	2.84	---	PASS
3DH5	Ant1	2402	30~1000	2.84	-58.25	≤-17.16	PASS
3DH5	Ant1	2402	1000~26500	2.84	-47.74	≤-17.16	PASS
3DH5	Ant1	2441	0~Reference	2.34	2.34	---	PASS
3DH5	Ant1	2441	30~1000	2.34	-57.3	≤-17.66	PASS
3DH5	Ant1	2441	1000~26500	2.34	-47.84	≤-17.66	PASS
3DH5	Ant1	2480	0~Reference	2.67	2.67	---	PASS
3DH5	Ant1	2480	30~1000	2.67	-58.09	≤-17.33	PASS
3DH5	Ant1	2480	1000~26500	2.67	-47.23	≤-17.33	PASS

Test Graphs

DH5-Ant1-2402-0~Reference

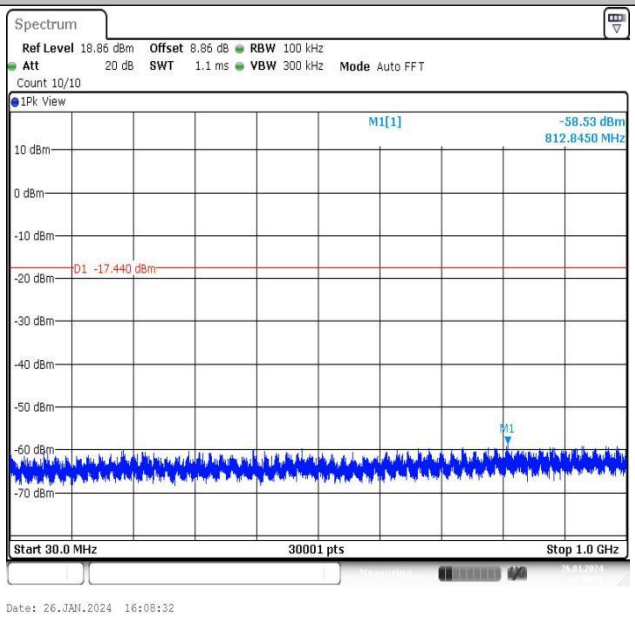

DH5-Ant1-2402-30~1000

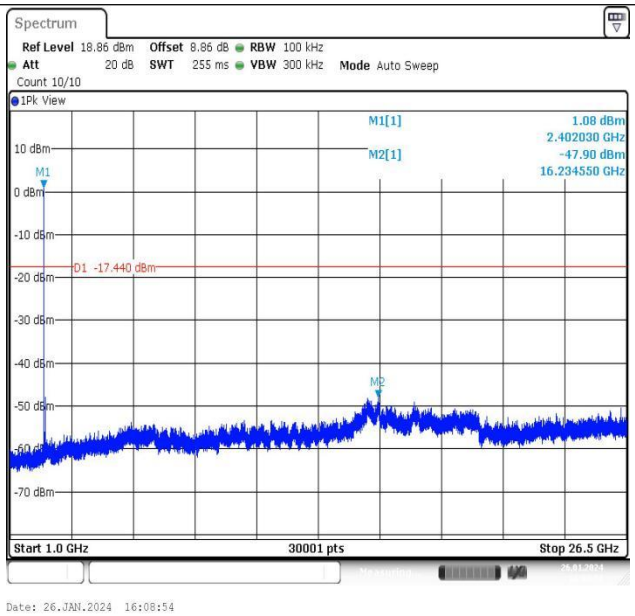

DH5-Ant1-2402-1000~26500

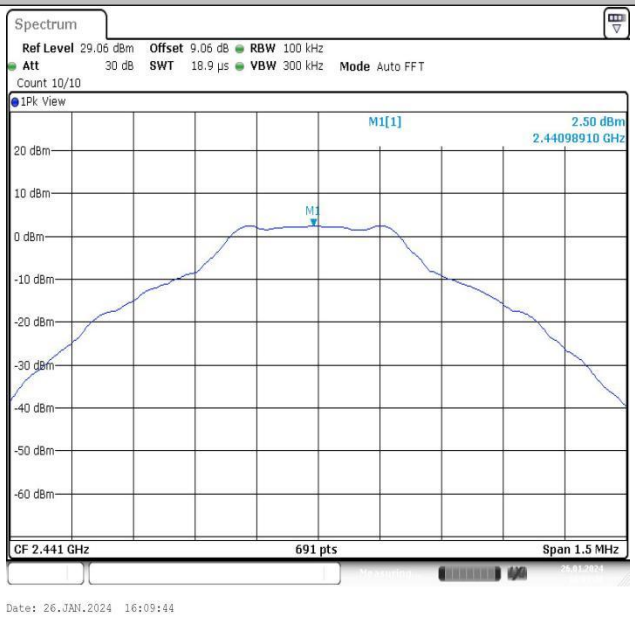

DH5-Ant1-2441-0~Reference

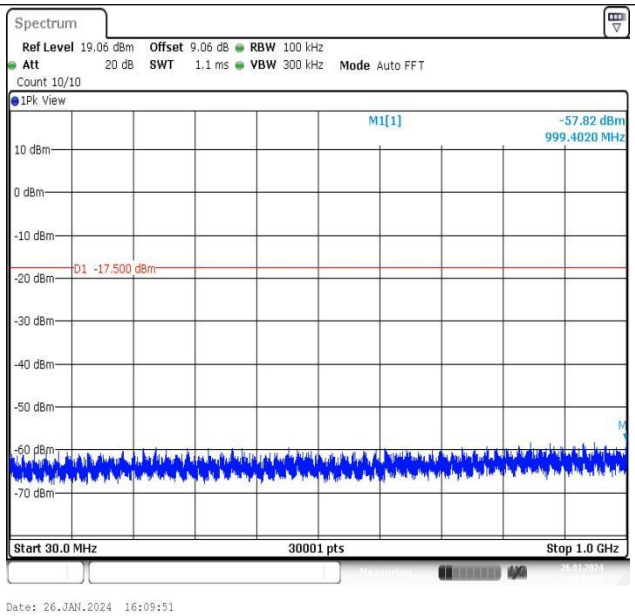

DH5-Ant1-2441-30~1000

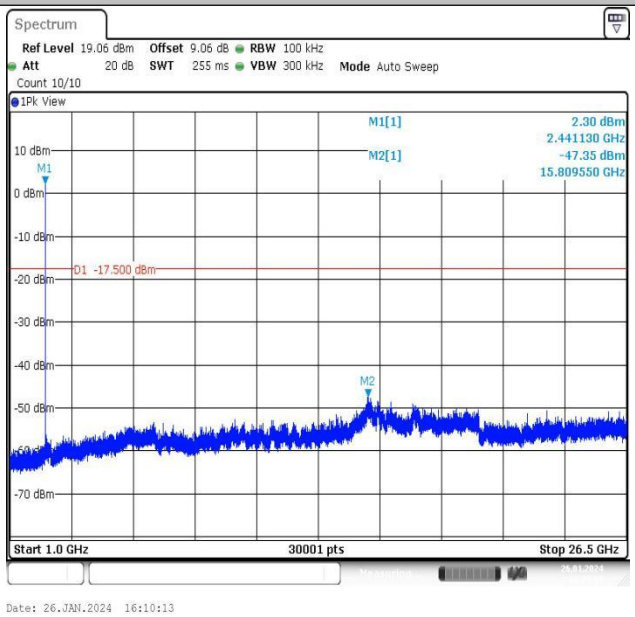

DH5-Ant1-2441-1000~26500

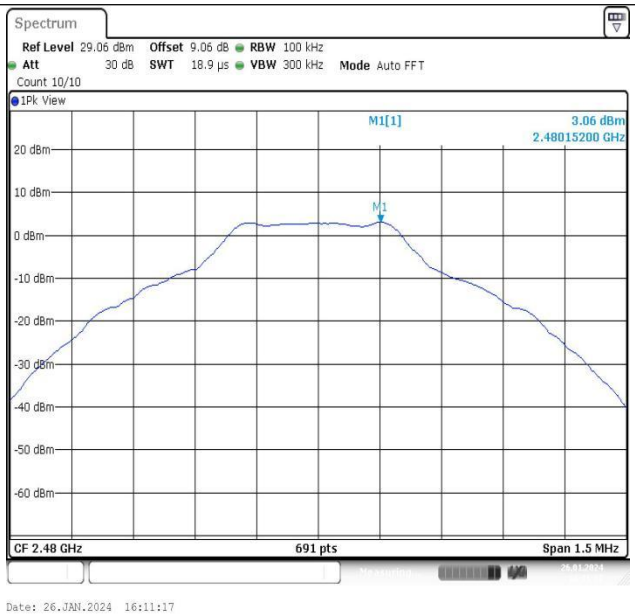

DH5-Ant1-2480-0~Reference

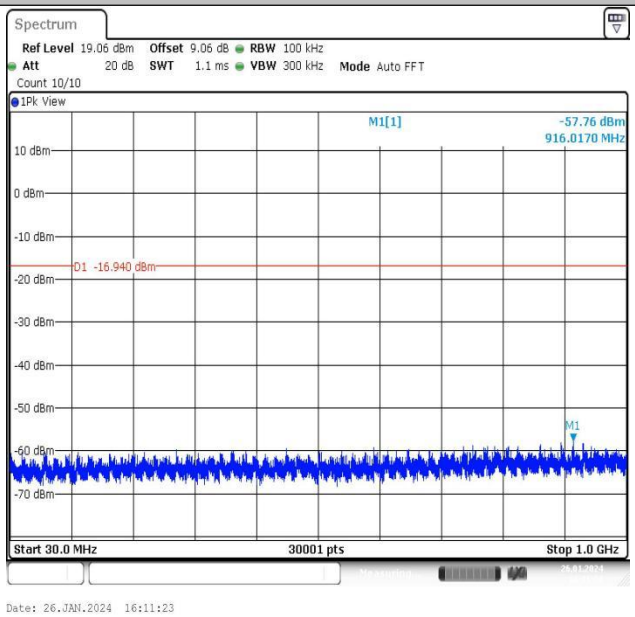

DH5-Ant1-2480-30~1000

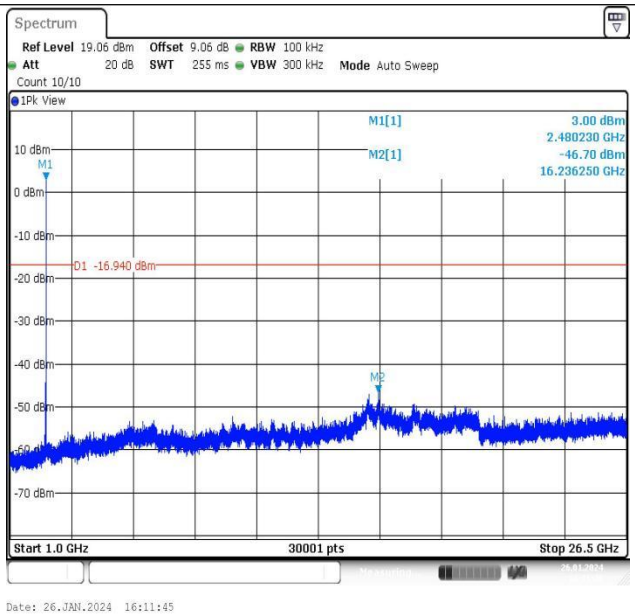

DH5-Ant1-2480-1000~26500

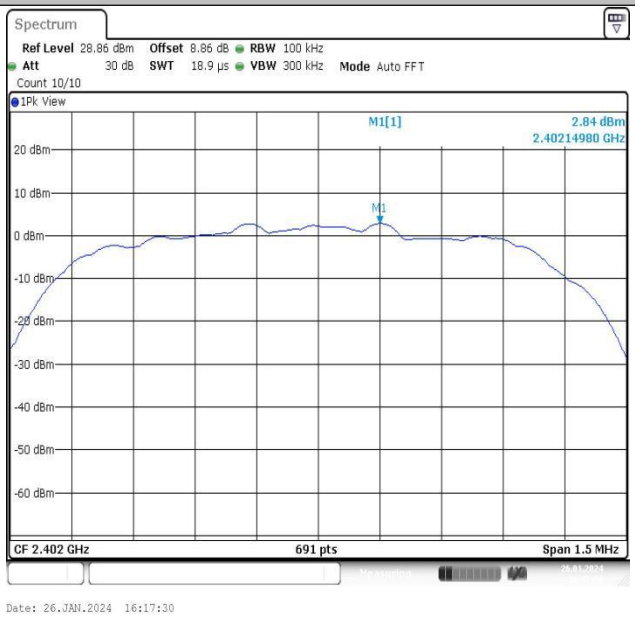

3DH5-Ant1-2402-0~Reference

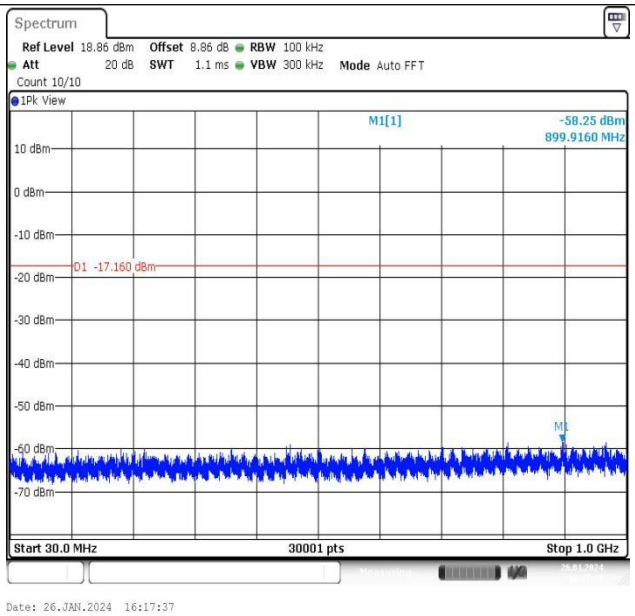

3DH5-Ant1-2402-30~1000

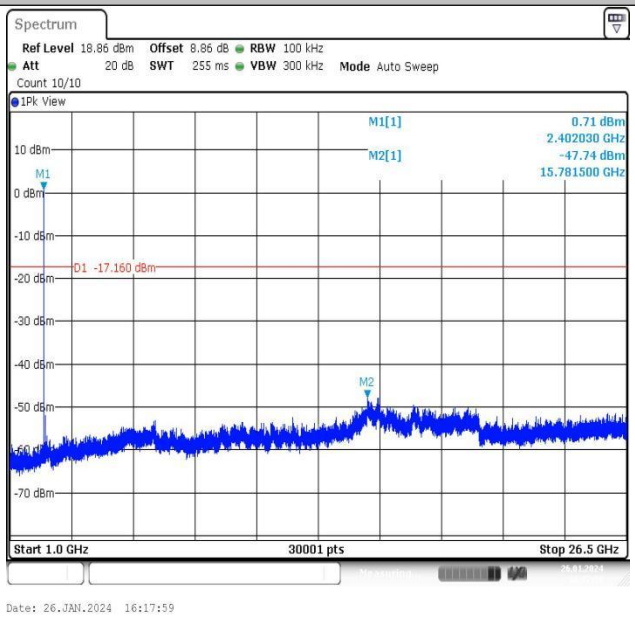

3DH5-Ant1-2402-1000~26500

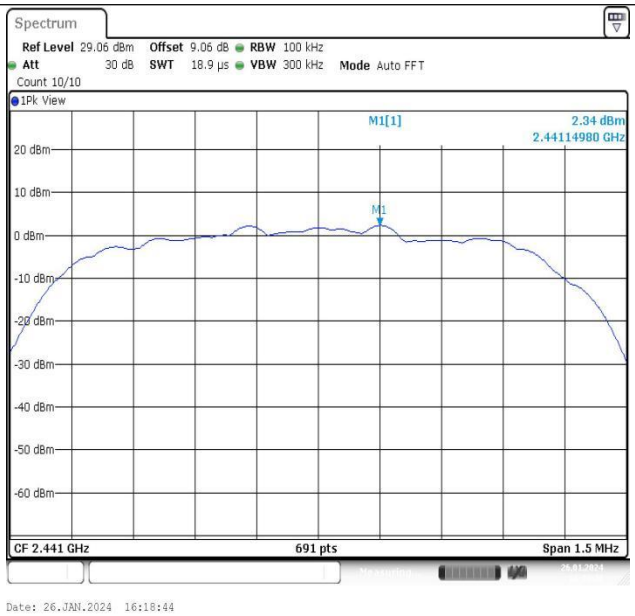

3DH5-Ant1-2441-0~Reference

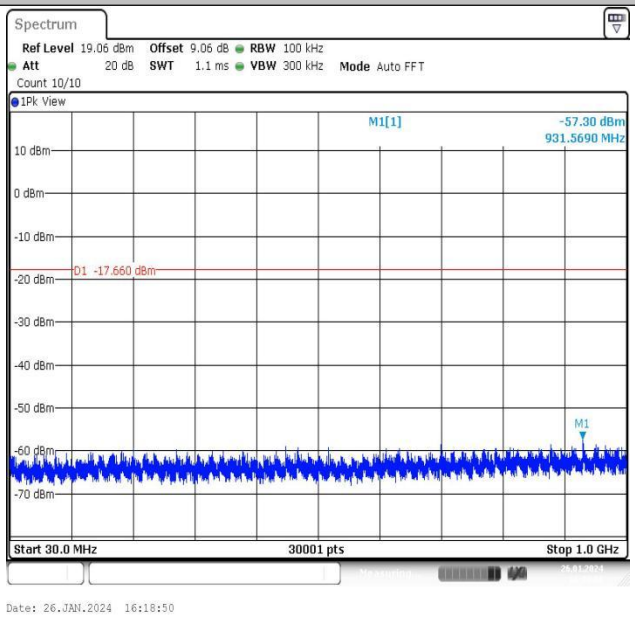

3DH5-Ant1-2441-30~1000

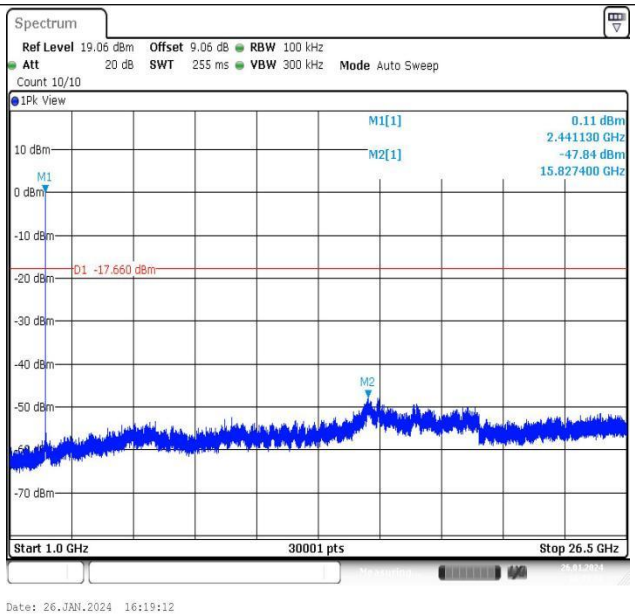

3DH5-Ant1-2441-1000~26500

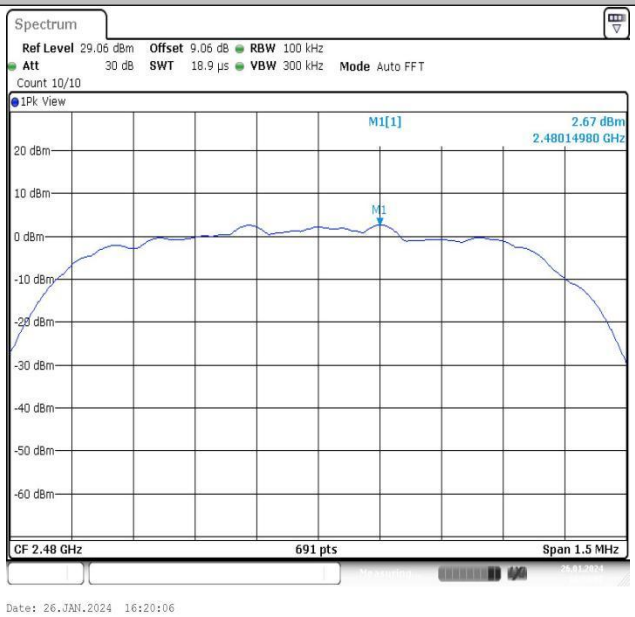

3DH5-Ant1-2480-0~Reference

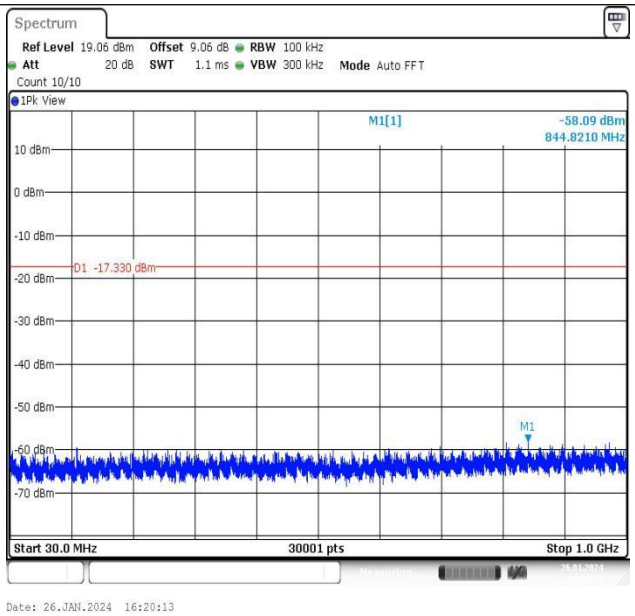

3DH5-Ant1-2480-30~1000

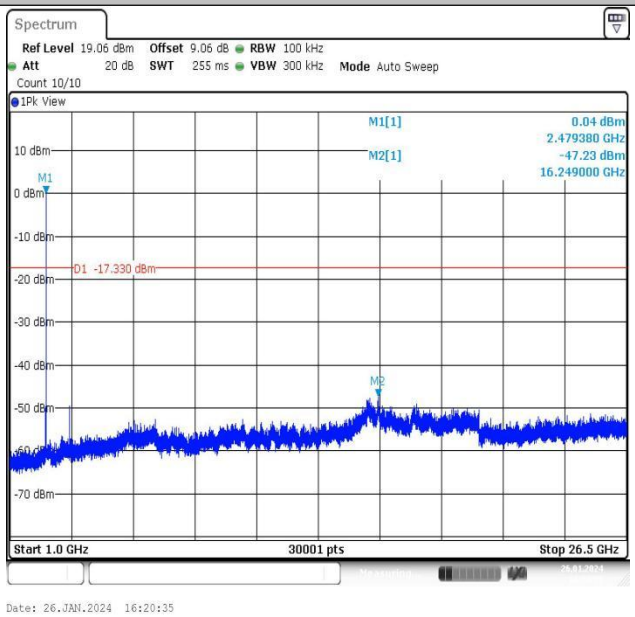

3DH5-Ant1-2480-1000~26500

Appendix I: Duty Cycle

Test Result

TestMode	Antenna	Frequency[MHz]	ON Time [ms]	Period [ms]	Duty Cycle [%]	Duty Cycle Factor[dB]
DH5	Ant1	2402	2.88	5.00	57.60	2.40
DH5	Ant1	2441	2.89	5.00	57.80	2.38
DH5	Ant1	2480	2.89	5.00	57.80	2.38
3DH5	Ant1	2402	2.89	5.00	57.80	2.38
3DH5	Ant1	2441	2.90	5.00	58.00	2.37
3DH5	Ant1	2480	2.89	5.00	57.80	2.38

Test Graphs

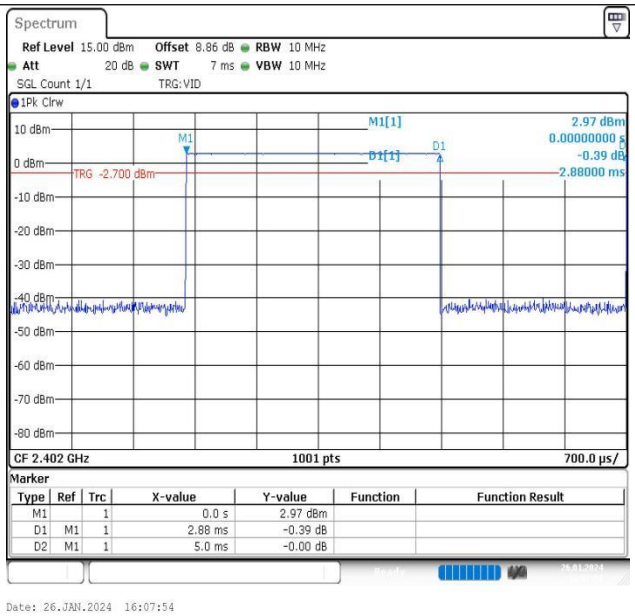

NTNV-DH5-Ant1-2402

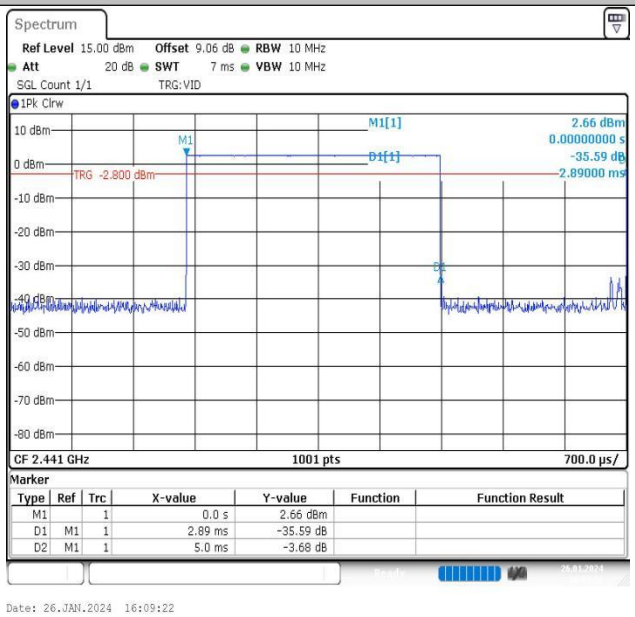

NTNV-DH5-Ant1-2441

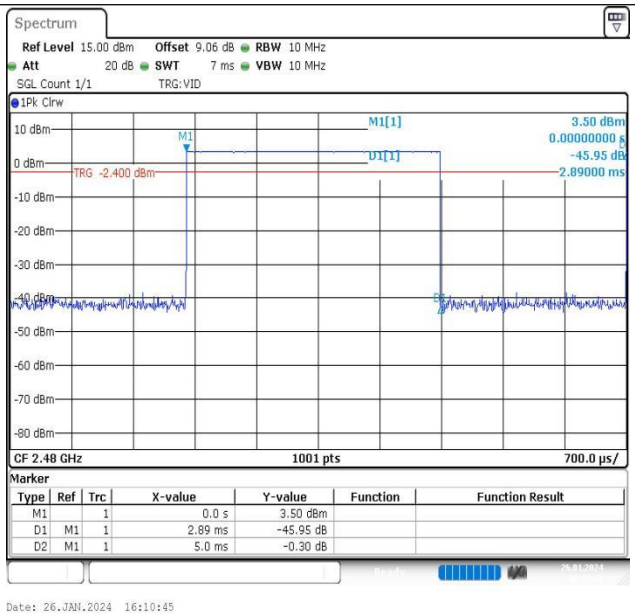

NTNV-DH5-Ant1-2480

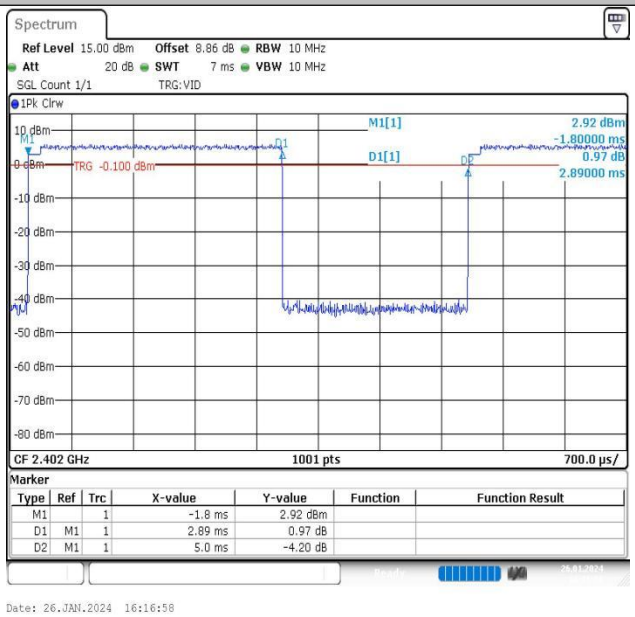

NTNV-3DH5-Ant1-2402

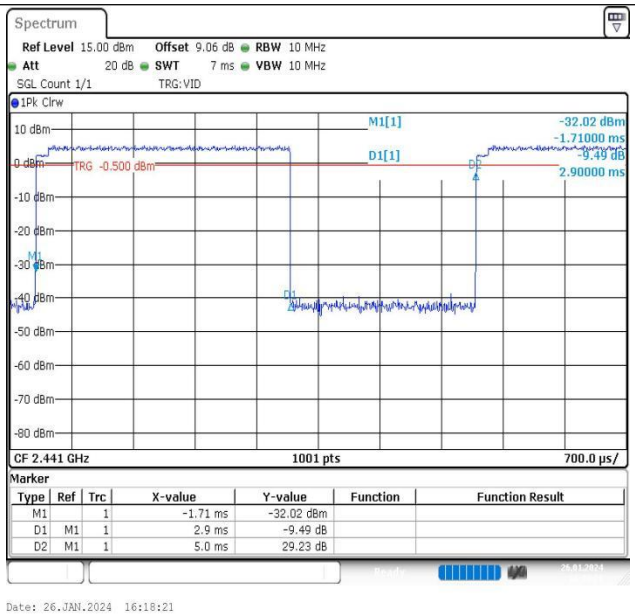

NTNV-3DH5-Ant1-2441

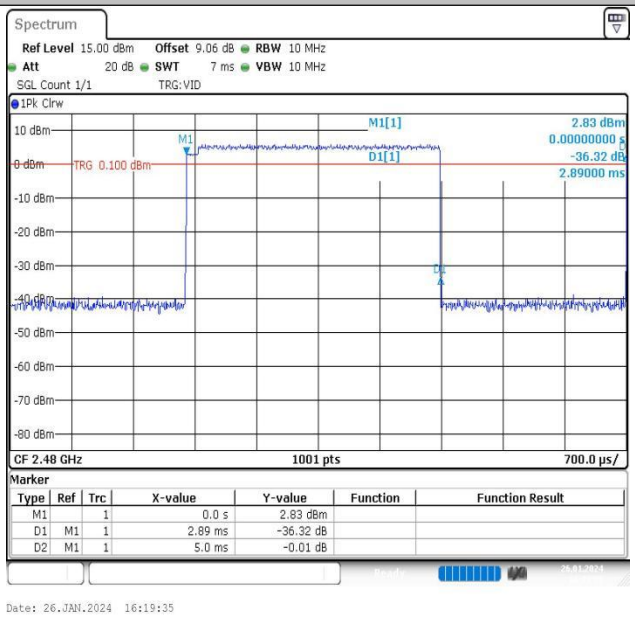

NTNV-3DH5-Ant1-2480