Internal Photos of the EUT

Fig. 1

Fig. 2



Fig. 3

Fig. 4


LED3
R21
R26
LED4
ANT
ANT
R20
R19
T4
IC1
C4
C5
C7

Fig. 5


IC1
XDL8.000
CRY
COM
ANT

Fig. 6


Bluetooth Antenna
VR1
R27
R28
R29
R25
T5
ANT
LED1
IC3
R14
BK3432
EU023HFE
16.000
MHz
www.inet-tek.com
8-07-18

Fig. 7